

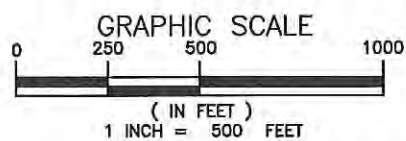


GREEN HAVEN WHARF CARTOP LAUNCH FACILITY

APPL. BY: ANNE ARUNDEL COUNTY
DEPARTMENT OF PUBLIC WORKS

VICINITY MAP

DATE: OCTOBER 2020 SHEET 1 OF 5

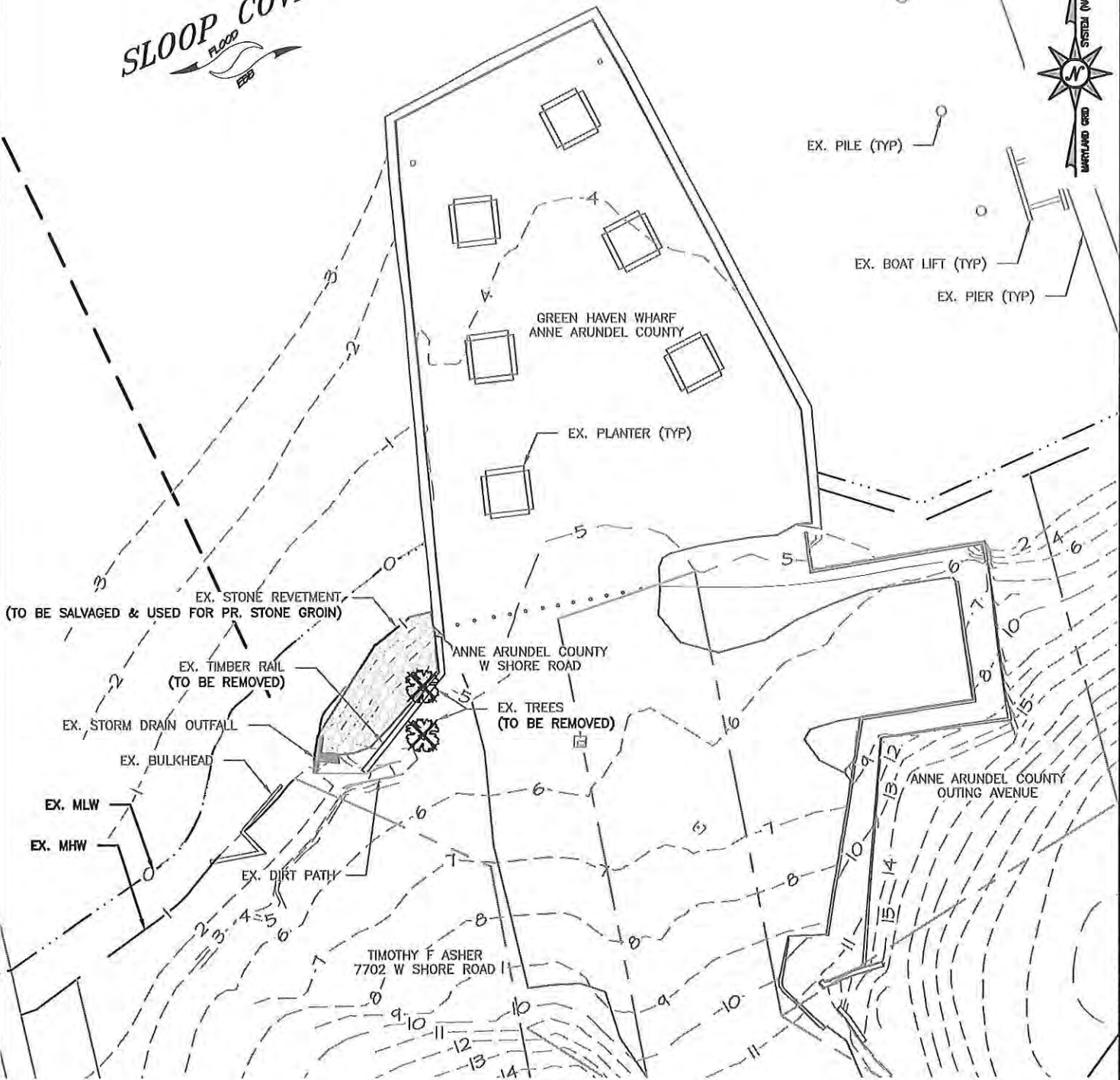


NOTE:
BASEMAP COMPILED FROM ANNE ARUNDEL
COUNTY 2016 PLANIMETRICS & 2017 IMAGERY.

Bay and
Consultants & Designers, Inc.
"Integrating Engineering and Environment"

7455 New Ridge Road, Suite T Phone: (410) 694-9401
Hanover, Maryland 21076 Fax: (410) 694-9405
www.bayandinc.com

SLOOP COVE
FLOOD
200

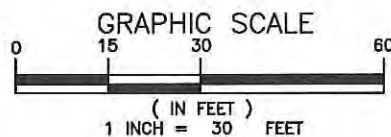


GREEN HAVEN WHARF CARTOP LAUNCH FACILITY

APPL. BY: ANNE ARUNDEL COUNTY
DEPARTMENT OF PUBLIC WORKS

EXISTING CONDITIONS

DATE: OCTOBER 2020 SHEET 2 OF 5

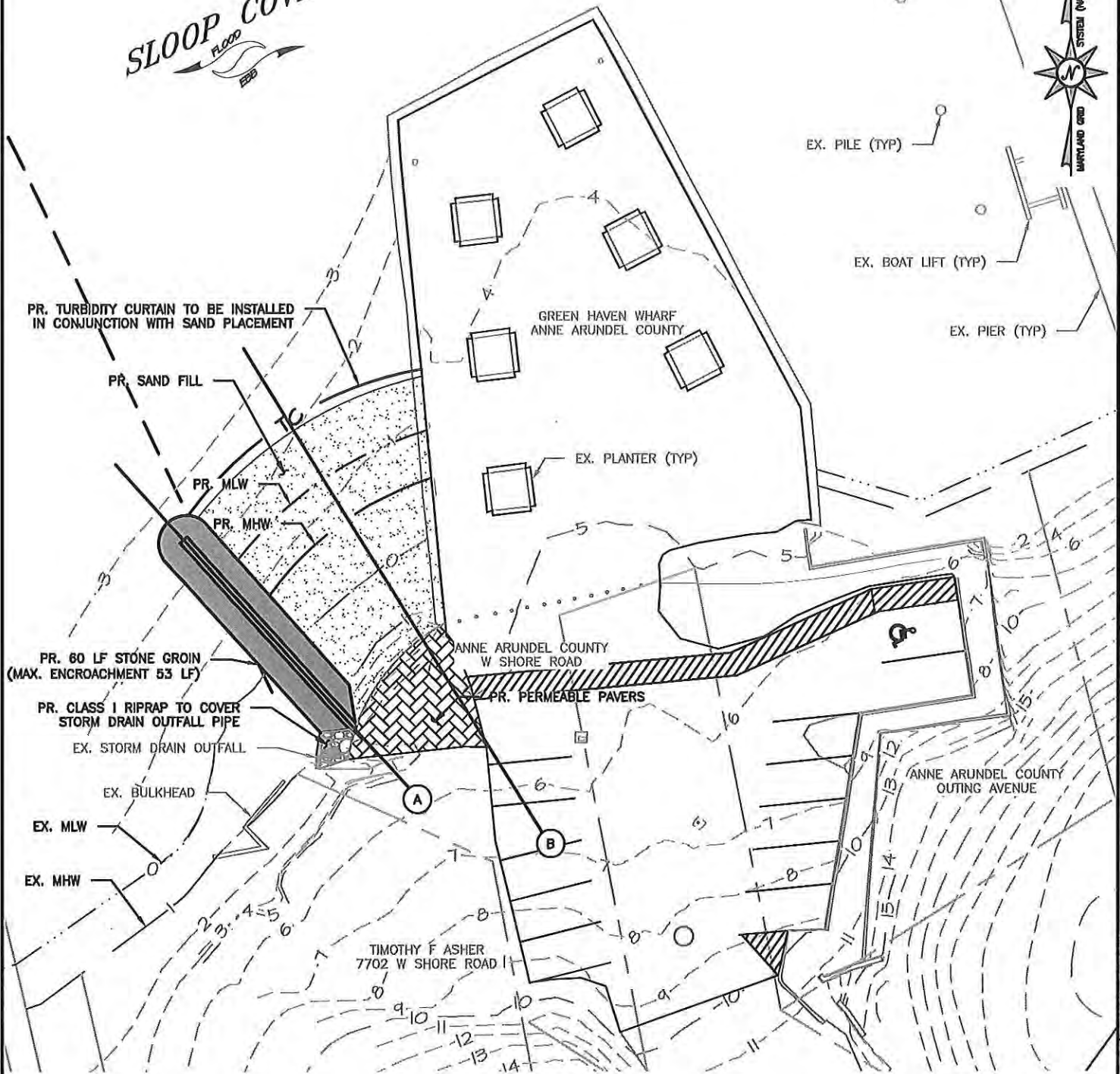


NOTE:
BASEMAP COMPILED FROM ANNE ARUNDEL
COUNTY 2016 PLANIMETRICS & 2017 IMAGERY.

BayLand
Consultants & Designers, Inc.
"Integrating Engineering and Environment"
7455 New Ridge Road, Suite T Phones: (410) 694-9401
Hanover, Maryland 21076 Fax: (410) 694-9405
www.baylandinc.com

Z:\5_18101_GREEN_HAVEN_WHARF_CARTOP_LAUNCH\CAD FILES\SHEET FILES\5_18101_JPAUL.DWG

SLOOP COVE
FLOOD
EBO

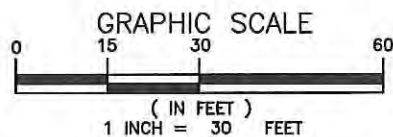


GREEN HAVEN WHARF CARTOP LAUNCH FACILITY

APPL. BY: ANNE ARUNDEL COUNTY
DEPARTMENT OF PUBLIC WORKS

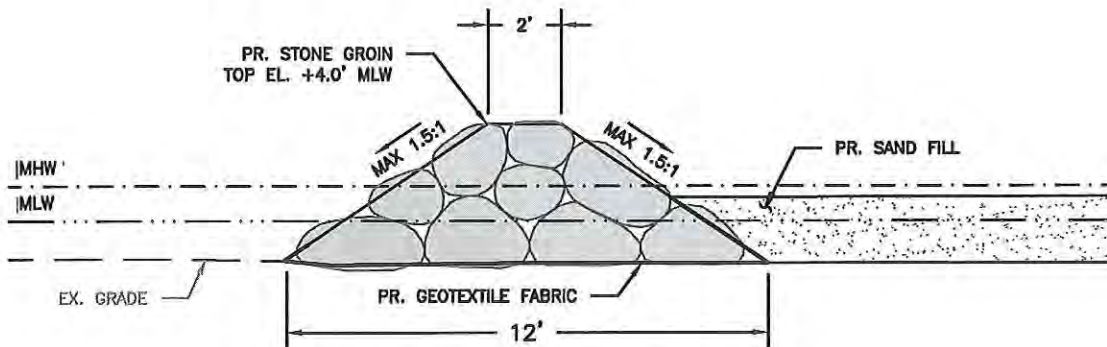
SITE PLAN

DATE: OCTOBER 2020 SHEET 3 OF 5



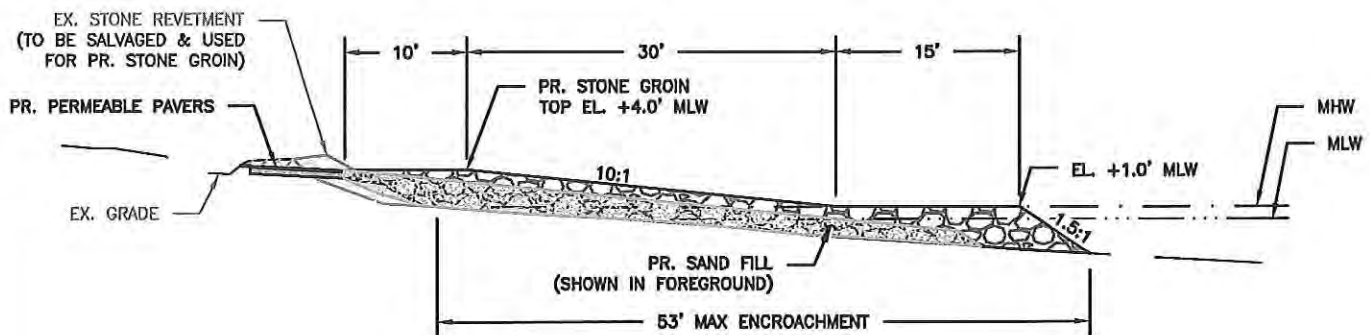
NOTE:
BASEMAP COMPILED FROM ANNE ARUNDEL
COUNTY 2016 PLANIMETRICS & 2017 IMAGERY.

Bayland
Consultants & Designers, Inc.
"Integrating Engineering and Environment"
7455 New Ridge Road, Suite T Phone: (410) 694-9401
Hanover, Maryland 21076 Fax: (410) 694-9405
www.baylandinc.com



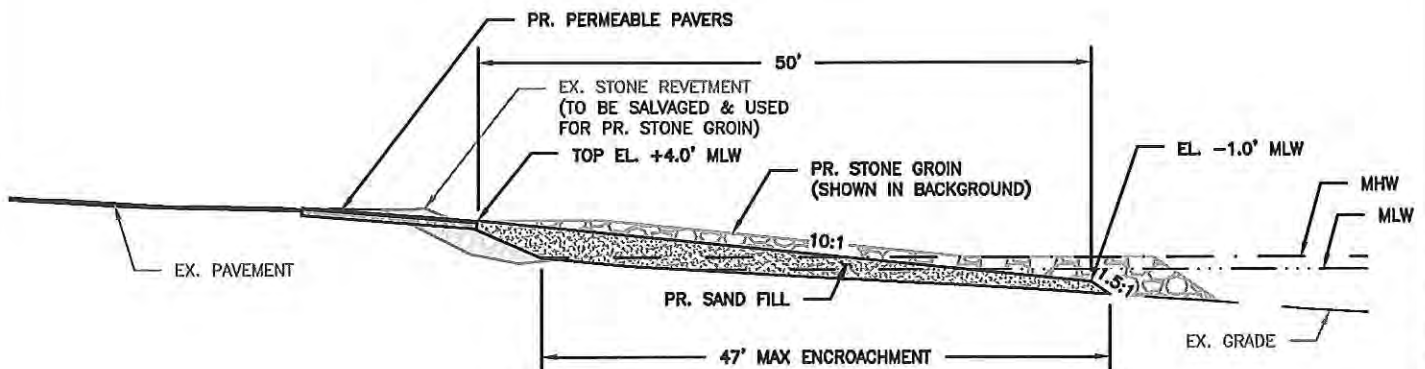
TYPICAL STONE GROIN SECTION

SCALE: 1" = 5'



SECTION A-A

SCALE: 1" = 15'



SECTION B-B

SCALE: 1" = 15'

GREEN HAVEN WHARF CARTOP LAUNCH FACILITY

APPL. BY: ANNE ARUNDEL COUNTY
DEPARTMENT OF PUBLIC WORKS

SITE DETAILS

DATE: OCTOBER 2020 SHEET 4 OF 5



Existing stone revetment at site of proposed soft launch



Existing storm drain outfall to remain and be covered with riprap



Existing timber railing to be removed at site of proposed soft launch and permeable pavers



Existing conditions of wharf railings and timber stairs leading down to sandy beach