ENGINEERING EVALUATION / COST ANALYSIS FOR ARSENIC IN SOIL

SPRING VALLEY OPERABLE UNITS 4 and 5
WASHINGTON, D.C.

VOLUME II – SAMPLING RESULTS AND DATA VALIDATION

CONTRACT DAHA90-94-D-0010, TASK ORDER DA01
DERP-FUDS HTRW PROJECT NO. C03DC091802

Prepared For:

U.S. ARMY CORPS OF ENGINEERS
BALTIMORE DISTRICT

Prepared By:

PARSONS
10521 ROSEHAVEN STREET
FAIRFAX, VIRGINIA 22030

December 17, 2003

VOLUME II – SAMPLING RESULTS AND DATA VALIDATION

This volume contains:

- Arsenic Quadrant and Half Sampling Results
- Specialty Parameter Sampling Results
- Arsenic Grid Sampling Results
- Data Validation Reports
    - USEPA'S Arsenic Split Sampling Results

- Overview Map (Fold Out in Pouch)

ARSENIC QUADRANT AND HALF SAMPLING RESULTS

ORGANIZATION PAGE

This section contains:

- Organization Page
- Geographical Groupings Map
- Lot Key
- Data Tables

This section presents the validated results of the arsenic screen sampling, surface and subsurface, for Operable Units 4 and 5. This includes quadrant and half sampling activities at all sites (residences and lots) sampled through September 30, 2003. Approximately 93% of all sites in Spring Valley had been sampled through that date. If parameters other than arsenic were sampled, that is indicated on the data tables (specialty boring column). Those data are included in the next section.

The Geographical Groupings map on the next page allows for the general location of a site based on its street address, name, and grouping number. The data tables are ordered numerically by house number. The sample name indicates the location on the map. For example:

OU5-CTA-1C-9999FR is a site within OU-5, Geographical Group 1C, house number 9999, Fordham Road.

For lots (undeveloped areas, parking lots, parks, etc.), a Lot Key is provided at the front of the data tables to locate the site. Similar to the example above, use the sample name/ID to determine the lot ID on the key. The key indicates the street address, owner's name, or property description for the lot. Since some of the lots do not have numerical street addresses, the owner's name or property description was used to alphabetically place the results on the data table.

The specific location of the sites within Spring Valley can be found on the large fold out Overview Map located in the pouch at the back of the binder. Site-specific maps are only included for those sites that exceeded the screening criteria (see arsenic grid section).

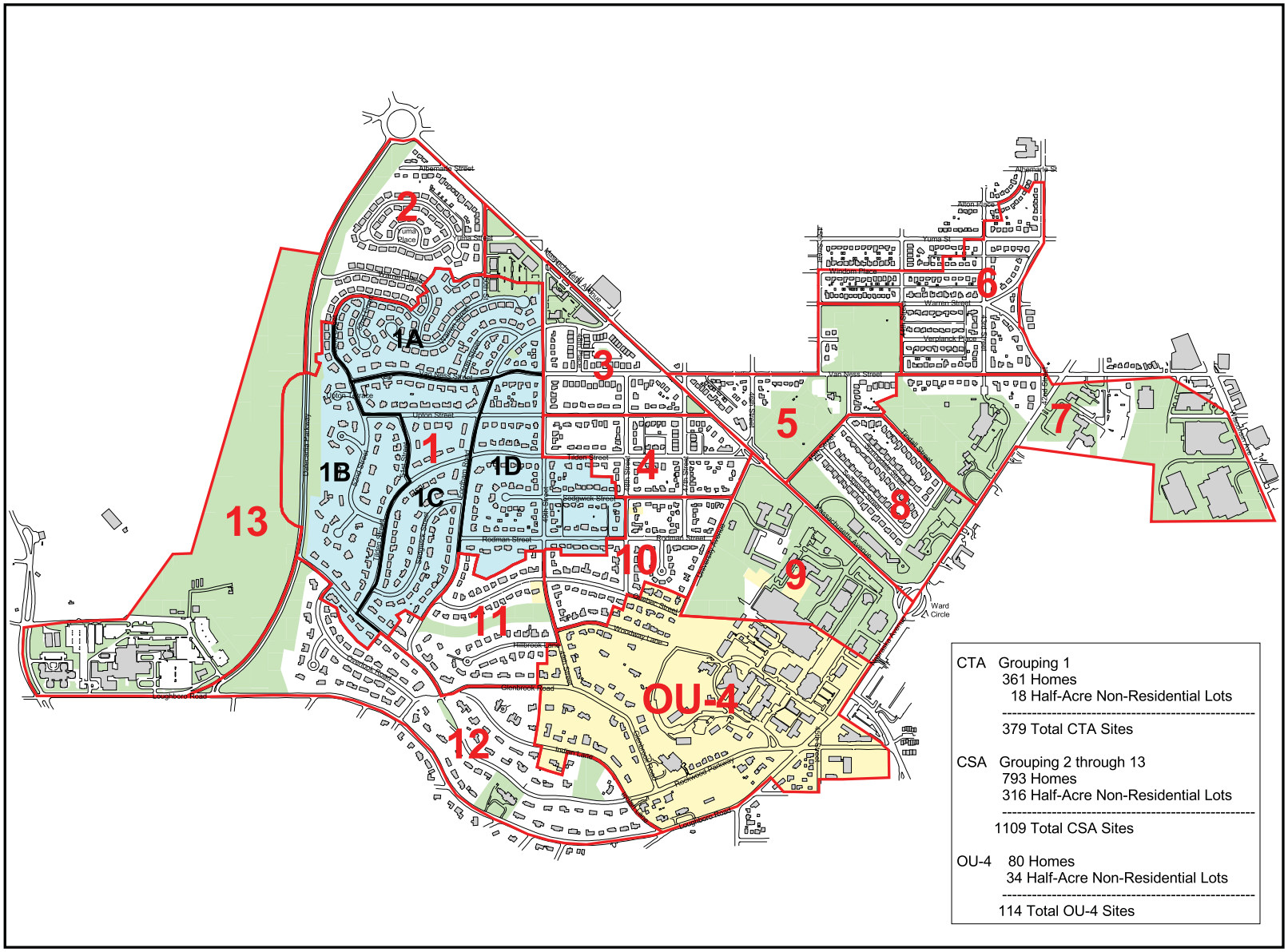
1
1A
1B
1C
1D
2
3
4
5
6
7
8
9
10
11
12
13
OU-4
Massachusetts Avenue
Nebraska Avenue
Ward Circle
Loughboro Road
Glenbrook Road
Hidden Street
Sedgwick Street
Hodman Street
Rodman Street
Woodway Lane
Hillbrook Lane
Indian Lane
Nebraska Avenue
Van Ness Street
Yuma St
Warren Street
Veazey Terrace
Upton Street
Albemarle Street
Yuma Place
Alton Place
Wisconsin Avenue
Nebraska Avenue
Dalecarlia Parkway
Chesapeake Street
Quebec Street
Rockwood Parkway
Loughboro Road
Tilden Street
Davenport Street
Reno Road
Idaho Avenue
Fort Drive
Fort Drive
Fort Drive

Spring Valley OU-4 and OU-5 Lots Key

Lot ID	Corresponding MAIN table ID	Address [1]	Owner
OU4-3401-L1 & L2	OU4-3401NA	3401 Nebraska Avenue	Metropolitian Methodist Church
OU4-4430-L3 & L4	OU4-4430NS	4430 Newark Street	District of Columbia - Horace Mann School
OU4-AU01 through AU30, AU-KREEG, & AU-WATKN	OU4-4400MA	4400 Massachusetts Avenue	American University
OU5-CTA-1A-L1 & L2	OU5-CTA-1A-4301(50)	4301 50th Street	W C & A N Miller Develop Co
OU5-CTA-1A-L3	OU5-CTA-1A-4915VNSVacant	4915 Vacant Van Ness Street	Jack D. & Irene Neal, Et Al
OU5-CTA-1B-L3 through L17	DC/Nat'l Park Grp 1B	DC/Nat'l Park Dalecarlia Pkwy	DC / National Park Service
OU5-CSA-2-L1 through L11	Dalecarlia Pkwy Lots	DP Lots Grp 2 Dalecarlia Pkwy	DC Right-of-Way
OU5-CSA-3-L2	OU5-CSA-3-L2	Lot 2 Massachusetts Avenue	DC Government
OU5-CSA-3-L3	OU5-CSA-3-4910MA	4910 Massachusetts Avenue	W C & A N Miller Develop Co
OU5-CSA-3-L4	OU5-CSA-3-4315(50)	4315 50th Street	W C & A N Miller Develop Co
OU5-CSA-3-L5	OU5-CSA-3-L5	Lot 5 Massachusetts Avenue	DC Government
OU5-CSA-3-L6	OU5-CSA-3-4900MA	4900 Massachusetts Avenue	W C & A N Miller Develop Co
OU5-CSA-3-L7	OU5-CSA-3-4860MA	4860 Massachusetts Avenue	W C & A N Miller Develop Co
OU5-CSA-3-L8	OU5-CSA-3-4820MA	4820 Massachusetts Avenue	W C & A N Miller Develop Co
OU5-CSA-5-L1, L2, L4, L5, L6, L7, L16 through L25, L27 & L28	Friendship Park	Friendship Park 45th Street	DC Department of Recreation And Parks
OU5-CSA-5-L3, L8 through L15, L33, & L34	OU5-CSA-5-Reservoir	Van Ness Res. 45th Street	United States of America - Dept of The Interior
OU5-CSA-5-L26, L30, L31, & L32	OU5-CSA-5-parkc(45)	Park-C 45th Street	United States of America - Dept of The Interior
OU5-CSA-7-L1, L2, L 7, L8, L9, L13, L14, L16, L20, L21, L22, L24, L26, L27	OU5-CSA-7-3900NA	3900 Nebraska Avenue	Royal Swedish Government
OU5-CSA-7-L3 through L6, L10, L11, L12, L15, L17, L18, L19, L23, L25	OU5-CSA-7-4000NA	4000 Nebraska Avenue	Government of Japan
OU5-CSA-7-L28 through L31, L39, L40, L41, L50, L51, L52	OU5-CSA-7-4120VNS	4120 Van Ness Street	National Presbyterian Church
OU5-CSA-7-L35 & L36	OU5-CSA-7-4000VNS	4000 Van Ness Street	Potomac Electric Power Company
OU5-CSA-7-L38, L48, & L49	OU5-CSA-7-4100WA	4100 Wisconsin Avenue	G Eckles & A E Lord Trs
OU5-CSA-7-L57, L58 & L65	OU5-CSA-7-4000WA	4000 Wisconsin Avenue	Jan Evans & C B King Jr
OU5-CSA-7-L66, L68 through L79	OU5-CSA-7-3900WA	3900 Wisconsin Avenue	Federal National Mortgage Assoc
OU5-CSA-8-L1 through L10, & L19	OU5-CSA-8-3500MA	3500 Massachusetts Avenue	American University
OU5-CSA-8-L15 through L18, & L20	OU5-CSA-8-3700NA	3700 Nebraska Avenue	American University
OU5-CSA-8-L11 through L14	OU5-CSA-8-3850NA	3850 Nebraska Avenue	Temple Baptist Church, Trs C/O Elder Moats
OU5-CSA-9-L1 through L10, L12, L13, L15, L19, L20	OU5-CSA-9-4500MA	4500 Massachusetts Avenue	Wesley Theological Seminary
OU5-CSA-9-L11, L16, L17, L18, L22-L29, L31, L33-L42, & L44-L52	OU5-CSA-9-4400MA	4400 Massachusetts Avenue	American University
OU5-CSA-11-L1 through L6	OU5-CSA-11-DC Right-of-Way	DC Right-of-Way Quebec Street	DC Right-of-Way
OU5-CSA-12-L15, L16, & L17	OU5-CSA-12-4842IL	4842 Indian Lane	John K Delaney & April Delaney
OU5-CSA-12-L18 through L21	OU5-CSA-12-4925LR	4925 Loughboro Road	Republic of Mexico
OU5-CSA-13-L1 through L85, L93, L94, L95, & L104	OU5-CSA-13-WashAqueduct	Wash. Aqueduct	Washington Aqueduct Property Lots
OU5-CSA-13-L86, L88 through L99 & L100 through L103	OU5-CSA-13-5201LR	5201 Loughboro Road	Sibley Memorial Hospital
OU5-CSA-13-L87	OU5-CSA-13-5220LF	5220 Little Falls Road	Potomac Elec Power Co

[1] Those lots without a street number address can be found alphabetically at the end of the data table using the name in this column. Please note that all lots are listed although not all receive specialty or grid sampling.

Spring Valley OU-4/OU-5 Arsenic Quad/Half Sampling Results

Sampling Dates: 6/27/2000 - 9/30/2003 - Sorted Numerically by House Number

Area	Group	Address	Sample ID	Sample Date	Result \1		Units	Duplicate Match	Specialty Boring?	Grid Sampled?
CSA	4	0006 Wesley Circle							No	No
			OU5-CSA-4-0006WC-1	11/19/2001	5.4		mg/kg			
			OU5-CSA-4-0006WC-2	11/19/2001	5.2		mg/kg			
OU4	OU4	3244 Nebraska Avenue							No	No
			OU4-3244NA-1	8/8/2000	4.85	J	mg/kg			
			OU4-3244NA-2	8/8/2000	4.68	J	mg/kg			
			OU4-3244NA-3	8/8/2000	5	J	mg/kg			
			OU4-3244NA-4	8/8/2000	5.69	J	mg/kg			
			OU4-3244NA-SB-A-1	8/8/2000	6.44	J	mg/kg			
			OU4-3244NA-SB-A-2	8/8/2000	3.31	J	mg/kg			
			OU4-3244NA-SB-A-3	8/8/2000	2.44	J	mg/kg			
			OU4-3244NA-SB-A-4	8/8/2000	3.36	J	mg/kg			
			OU4-3244NA-SB-A-5	8/8/2000	3.66	J	mg/kg			
			OU4-3244NA-SB-A-6	8/8/2000	3.98	J	mg/kg			
			OU4-3244NA-SB-B-1	8/8/2000	4.86	J	mg/kg			
			OU4-3244NA-SB-B-2	8/8/2000	4.44	J	mg/kg			
			OU4-3244NA-SB-B-3	8/8/2000	2.21	J	mg/kg			
			OU4-3244NA-SB-B-4	8/8/2000	2.33	J	mg/kg			
			OU4-3244NA-SB-B-5	8/8/2000	1.95	J	mg/kg			
			OU4-3244NA-SB-B-6	8/8/2000	1.5	J	mg/kg			
OU4	OU4	3300 Nebraska Avenue							No	No
			OU4-3300NA-1	4/12/2001	4.6	L	mg/kg			
			OU4-3300NA-2	4/12/2001	3.9	L	mg/kg			
			OU4-3300NA-3	4/12/2001	4.5	L	mg/kg			
			OU4-3300NA-4	4/12/2001	6.9	L	mg/kg			
			OU4-3300NA-SB-1	4/12/2001	5.6	L	mg/kg			
			OU4-3300NA-SB-10	4/12/2001	10.4	L	mg/kg			
			OU4-3300NA-SB-2	4/12/2001	5.9	L	mg/kg			
			OU4-3300NA-SB-3	4/12/2001	6.6	L	mg/kg			
			OU4-3300NA-SB-4	4/12/2001	8.8	L	mg/kg			
			OU4-3300NA-SB-5	4/12/2001	2	JL	mg/kg			
			OU4-3300NA-SB-6	4/12/2001	9.9	L	mg/kg			

Area	Group	Address	Sample ID	Sample Date	Result \1	Units	Duplicate Match	Specialty Boring?	Grid Sampled?
			OU4-3300NA-SB-7	4/12/2001	11.5 L	mg/kg			
			OU4-3300NA-SB-8	4/12/2001	18 L	mg/kg			
			OU4-3300NA-SB-9	4/12/2001	26.5 L	mg/kg			
			OU4-3300NA-SB-DUP-01	4/12/2001	16.3 L	mg/kg	OU4-3300NA-SB-5		
OU4	**OU4**	**3310 45th Street**						**No**	**No**
			OU4-3310(45)-1	4/13/2001	5.1	mg/kg			
			OU4-3310(45)-2	4/13/2001	8.2	mg/kg			
			OU4-3310(45)-3	4/13/2001	5.3	mg/kg			
			OU4-3310(45)-4	4/13/2001	4.9	mg/kg			
			OU4-3310(45)-SB-1	4/13/2001	4.7	mg/kg			
			OU4-3310(45)-SB-2	4/13/2001	7	mg/kg			
			OU4-3310(45)-SB-3	4/13/2001	8.1	mg/kg			
			OU4-3310(45)-SB-4	4/13/2001	7.8	mg/kg			
			OU4-3310(45)-SB-5	4/13/2001	6.4	mg/kg			
			OU4-3310(45)-SB-6	4/13/2001	12.9	mg/kg			
			OU4-3310(45)-SB-7	4/13/2001	12.6	mg/kg			
			OU4-3310(45)-SB-8	4/13/2001	9.6	mg/kg			
			OU4-3310(45)-SB-9	4/13/2001	6	mg/kg			
OU4	**OU4**	**3311 Nebraska Avenue**						**No**	**No**
			OU4-3311NA-1	4/12/2001	5.8	mg/kg			
			OU4-3311NA-2	4/12/2001	5.1	mg/kg			
			OU4-3311NA-3	4/12/2001	5.3	mg/kg			
			OU4-3311NA-4	4/12/2001	5.1	mg/kg			
			OU4-3311NA-DUP-01	4/12/2001	5.3	mg/kg	OU4-3311NA-3		
			OU4-3311NA-SB-1	4/12/2001	5.2	mg/kg			
			OU4-3311NA-SB-2	4/12/2001	9.4	mg/kg			
			OU4-3311NA-SB-3	4/12/2001	8.3	mg/kg			
			OU4-3311NA-SB-4	4/12/2001	9	mg/kg			
			OU4-3311NA-SB-5	4/12/2001	9.8	mg/kg			
			OU4-3311NA-SB-6	4/12/2001	3.6	mg/kg			
			OU4-3311NA-SB-7	4/12/2001	1.5 J	mg/kg			
OU4	**OU4**	**3314 45th Street**						**No**	**No**
			OU4-3314(45)-1	8/2/2001	6.5	mg/kg			
			OU4-3314(45)-2	8/2/2001	5.9	mg/kg			
			OU4-3314(45)-3	8/2/2001	6	mg/kg			
			OU4-3314(45)-4	8/2/2001	7.4	mg/kg			

Area	Group	Address	Sample ID	Sample Date	Result \1		Units	Duplicate Match	Specialty Boring?	Grid Sampled?
			OU4-3314(45)-SB-1	8/2/2001	3.1		mg/kg			
			OU4-3314(45)-SB-10	8/2/2001	6.8		mg/kg			
			OU4-3314(45)-SB-2	8/2/2001	5.5		mg/kg			
			OU4-3314(45)-SB-3	8/2/2001	3.1		mg/kg			
			OU4-3314(45)-SB-4	8/2/2001	10.9		mg/kg			
			OU4-3314(45)-SB-5	8/2/2001	11.8		mg/kg			
			OU4-3314(45)-SB-6	8/2/2001	12.1		mg/kg			
			OU4-3314(45)-SB-7	8/2/2001	13.5		mg/kg			
			OU4-3314(45)-SB-8	8/2/2001	11.1		mg/kg			
			OU4-3314(45)-SB-9	8/2/2001	8.5		mg/kg			
OU4	***OU4***	***3318 45th Street***							***No***	***Yes***
			OU4-3318(45)-1	4/13/2001	10		mg/kg			
			OU4-3318(45)-2	4/13/2001	14.1		mg/kg			
			OU4-3318(45)-3	4/13/2001	8.5		mg/kg			
			OU4-3318(45)-4	4/13/2001	14.9		mg/kg			
			OU4-3318(45)-SB-1	4/13/2001	2.6		mg/kg			
			OU4-3318(45)-SB-2	4/13/2001	5.8		mg/kg			
			OU4-3318(45)-SB-3	4/13/2001	5.4		mg/kg			
			OU4-3318(45)-SB-4	4/13/2001	9.4		mg/kg			
			OU4-3318(45)-SB-5	4/13/2001	9.7		mg/kg			
			OU4-3318(45)-SB-6	4/13/2001	10.9		mg/kg			
			OU4-3318(45)-SB-7	4/13/2001	9.2		mg/kg			
			OU4-3318(45)-SB-8	4/13/2001	12.4		mg/kg			
			OU4-3318(45)-SB-9	4/13/2001	9.2		mg/kg			
			OU4-3318(45)-SB-DUP01	4/13/2001	10.2		mg/kg	OU4-3318(45)-SB-6		
OU4	***OU4***	***3322 45th Street***							***No***	***No***
			OU4-3322(45)-1	4/13/2001	6.2	K	mg/kg			
			OU4-3322(45)-2	4/13/2001	6.1	K	mg/kg			
			OU4-3322(45)-3	4/13/2001	7.8	K	mg/kg			
			OU4-3322(45)-4	4/13/2001	5.9	K	mg/kg			
			OU4-3322(45)-SB-1	4/16/2001	3.3		mg/kg			
			OU4-3322(45)-SB-2	4/16/2001	5		mg/kg			
			OU4-3322(45)-SB-3	4/16/2001	11.2		mg/kg			
			OU4-3322(45)-SB-4	4/16/2001	13.7		mg/kg			
			OU4-3322(45)-SB-5	4/16/2001	13.1		mg/kg			
			OU4-3322(45)-SB-6	4/16/2001	8.9		mg/kg			
			OU4-3322(45)-SB-7	4/16/2001	10.8		mg/kg			

Area	Group	Address	Sample ID	Sample Date	Result \1	Units	Duplicate Match	Specialty Boring?	Grid Sampled?
			OU4-3322(45)-SB-8	4/16/2001	2.8	mg/kg			
OU4	**OU4**	**3401 Nebraska Avenue, Lot 1**						**No**	**No**
			OU4-3401-1-1	4/18/2001	8.4 L	mg/kg			
			OU4-3401-1-2	4/18/2001	5.6 L	mg/kg			
			OU4-3401-1-3	4/18/2001	5.4 L	mg/kg			
			OU4-3401-1-4	4/18/2001	6.5 L	mg/kg			
			OU4-3401-1-SB-1	4/18/2001	7.4	mg/kg			
			OU4-3401-1-SB-2	4/18/2001	8.6	mg/kg			
			OU4-3401-1-SB-3	4/18/2001	5.2	mg/kg			
			OU4-3401-1-SB-4	4/18/2001	10.3 L	mg/kg			
			OU4-3401-1-SB-5	4/18/2001	9 L	mg/kg			
			OU4-3401-1-SB-6	4/18/2001	9.1 L	mg/kg			
			OU4-3401-1-SB-7	4/18/2001	5.3 L	mg/kg			
			OU4-3401-1-SB-8	4/18/2001	7.8 L	mg/kg			
OU4	**OU4**	**3401 Nebraska Avenue, Lot 2**						**No**	**Yes**
			OU4-3401-2-1	4/18/2001	16.8 L	mg/kg			
			OU4-3401-2-2	4/18/2001	6 L	mg/kg			
			OU4-3401-2-3	4/18/2001	5.7	mg/kg			
			OU4-3401-2-4	4/18/2001	4.4	mg/kg			
			OU4-3401-2-DUP01	4/18/2001	6.8 L	mg/kg	OU4-3401-2-2		
			OU4-3401-2-SB-1	4/18/2001	6.6 L	mg/kg			
			OU4-3401-2-SB-10	4/18/2001	7.1	mg/kg			
			OU4-3401-2-SB-2	4/18/2001	2.7 L	mg/kg			
			OU4-3401-2-SB-3	4/18/2001	6.6 L	mg/kg			
			OU4-3401-2-SB-4	4/18/2001	6.3 L	mg/kg			
			OU4-3401-2-SB-5	4/18/2001	2.8 L	mg/kg			
			OU4-3401-2-SB-6	4/18/2001	7.7 L	mg/kg			
			OU4-3401-2-SB-7	4/18/2001	4.6 L	mg/kg			
			OU4-3401-2-SB-8	4/18/2001	6.8 L	mg/kg			
			OU4-3401-2-SB-9	4/18/2001	5.2	mg/kg			
CSA	**8**	**3500 Massachusetts Avenue, Lot 1**						**No**	**No**
			OU5-CSA-8-L1-1	8/23/2001	5.7	mg/kg			
			OU5-CSA-8-L1-2	8/23/2001	4.6	mg/kg			
CSA	**8**	**3500 Massachusetts Avenue, Lot 10**						**No**	**No**
			OU5-CSA-8-L10-1	8/23/2001	4.7	mg/kg			

Area	Group	Address	Sample ID	Sample Date	Result \1	Units	Duplicate Match	Specialty Boring?	Grid Sampled?
			OU5-CSA-8-L10-2	8/23/2001	7.4	mg/kg			
CSA	8	3500 Massachusetts Avenue, Lot 19						No	No
			OU5-CSA-8-L19-1	8/23/2001	7	mg/kg			
			OU5-CSA-8-L19-2	8/23/2001	6.5	mg/kg			
CSA	8	3500 Massachusetts Avenue, Lot 2						No	No
			OU5-CSA-8-L2-1	8/23/2001	4.8	mg/kg			
			OU5-CSA-8-L2-2	8/23/2001	4.7	mg/kg			
CSA	8	3500 Massachusetts Avenue, Lot 3						No	No
			OU5-CSA-8-L3-1	8/23/2001	4.5	mg/kg			
			OU5-CSA-8-L3-2	8/23/2001	6.7	mg/kg			
CSA	8	3500 Massachusetts Avenue, Lot 4						No	No
			OU5-CSA-8-L4-1	8/23/2001	5.6	mg/kg			
			OU5-CSA-8-L4-2	8/23/2001	3.7	mg/kg			
CSA	8	3500 Massachusetts Avenue, Lot 5						No	No
			OU5-CSA-8-L5-1	8/23/2001	5.6	mg/kg			
			OU5-CSA-8-L5-2	8/23/2001	4.5	mg/kg			
CSA	8	3500 Massachusetts Avenue, Lot 6						No	No
			OU5-CSA-8-L6-1	8/23/2001	5.9	mg/kg			
			OU5-CSA-8-L6-2	8/23/2001	4.5	mg/kg			
CSA	8	3500 Massachusetts Avenue, Lot 7						No	No
			OU5-CSA-8-L7-1	8/23/2001	8	mg/kg			
			OU5-CSA-8-L7-2	8/23/2001	6.2	mg/kg			
CSA	8	3500 Massachusetts Avenue, Lot 8						No	No
			OU5-CSA-8-L8-1	8/23/2001	6.1	mg/kg			
CSA	8	3500 Massachusetts Avenue, Lot 9						No	No
			OU5-CSA-8-L9-1	8/23/2001	8.1	mg/kg			
			OU5-CSA-8-L9-2	8/23/2001	6.5	mg/kg			
CSA	12	3500 Overlook Court						Yes	No
			OU5-CSA-12-3500OC-1	8/6/2001	2.1 J	mg/kg			
			OU5-CSA-12-3500OC-2	8/6/2001	4.3	mg/kg			
			OU5-CSA-12-3500OC-SBA1	8/6/2001	3.3	mg/kg			

Area	Group	Address	Sample ID	Sample Date	Result \1		Units	Duplicate Match	Specialty Boring?	Grid Sampled?
			OU5-CSA-12-3500OC-SBA2	8/6/2001	2.8		mg/kg			
			OU5-CSA-12-3500OC-SBA3	8/6/2001	2.2		mg/kg			
			OU5-CSA-12-3500OC-SBA4	8/6/2001	1.1	J	mg/kg			
			OU5-CSA-12-3500OC-SBA5	8/6/2001	1.8	J	mg/kg			
			OU5-CSA-12-3500OC-SBA6	8/6/2001	1.4	J	mg/kg			
			OU5-CSA-12-3500OC-SBB1	8/6/2001	4		mg/kg			
			OU5-CSA-12-3500OC-SBB2	8/6/2001	4		mg/kg			
			OU5-CSA-12-3500OC-SBB3	8/6/2001	2.7		mg/kg			
			OU5-CSA-12-3500OC-SBB4	8/6/2001	2.8		mg/kg			
			OU5-CSA-12-3500OC-SBB5	8/6/2001	3.3		mg/kg			
			OU5-CSA-12-3500OC-SBB6	8/6/2001	1.9	J	mg/kg			
CSA	12	3509 Overlook Court							Yes	No
			OU5-CSA-12-3509OC-1	11/12/2001	5.9		mg/kg			
			OU5-CSA-12-3509OC-2	11/12/2001	5.1		mg/kg			
			OU5-CSA-12-3509OC-SB1	11/12/2001	3.1		mg/kg			
			OU5-CSA-12-3509OC-SB2	11/12/2001	1.7	J	mg/kg			
			OU5-CSA-12-3509OC-SB3	11/12/2001	2.1	J	mg/kg			
			OU5-CSA-12-3509OC-SB4	11/12/2001	0.75	J	mg/kg			
			OU5-CSA-12-3509OC-SB5	11/12/2001	1.6	J	mg/kg			
			OU5-CSA-12-3509OC-SB6	11/12/2001	5		mg/kg			
CSA	12	3510 Overlook Court							No	No
			OU5-CSA-12-3510OC-1	10/26/2001	2.9		mg/kg			
			OU5-CSA-12-3510OC-2	10/26/2001	2.4	J	mg/kg			
			OU5-CSA-12-3510OC-DUP81	10/26/2001	1.9	J	mg/kg	OU5-CSA-12-3510OC-1		
CSA	12	3514 Overlook Court							Yes	Yes
			OU5-CSA-12-3514(OC)-1	7/20/2001	13		mg/kg			
			OU5-CSA-12-3514(OC)-2	7/20/2001	9.6		mg/kg			
			OU5-CSA-12-3514OC-SB1	12/17/2001	2.6		mg/kg			
			OU5-CSA-12-3514OC-SB2	12/17/2001	1	J	mg/kg			
			OU5-CSA-12-3514OC-SB3	12/17/2001	0.77	J	mg/kg			
			OU5-CSA-12-3514OC-SB4	12/17/2001	0.57	U	mg/kg			
			OU5-CSA-12-3514OC-SB5	12/17/2001	0.7	J	mg/kg			
			OU5-CSA-12-3514OC-SB6	12/17/2001	0.57	U	mg/kg			
CSA	12	3519 Overlook Court							Yes	No
			OU5-CSA-12-3519OC-1	9/4/2001	5.8		mg/kg			

Area	Group	Address	Sample ID	Sample Date	Result \1		Units	Duplicate Match	Specialty Boring?	Grid Sampled?
			OU5-CSA-12-3519OC-2	9/4/2001	2.6		mg/kg			
			OU5-CSA-12-3519OC-SBA1	9/4/2001	2.7		mg/kg			
			OU5-CSA-12-3519OC-SBA10	9/4/2001	1.5	J	mg/kg			
			OU5-CSA-12-3519OC-SBA2	9/4/2001	3.7		mg/kg			
			OU5-CSA-12-3519OC-SBA3	9/4/2001	3.6		mg/kg			
			OU5-CSA-12-3519OC-SBA4	9/4/2001	2.6		mg/kg			
			OU5-CSA-12-3519OC-SBA5	9/4/2001	1.4	J	mg/kg			
			OU5-CSA-12-3519OC-SBA6	9/4/2001	1.1	J	mg/kg			
			OU5-CSA-12-3519OC-SBA7	9/4/2001	1.2	J	mg/kg			
			OU5-CSA-12-3519OC-SBA8	9/4/2001	2	J	mg/kg			
			OU5-CSA-12-3519OC-SBA9	9/4/2001	0.57	J	mg/kg			
			OU5-CSA-12-3519OC-SBB1	9/4/2001	2.8		mg/kg			
			OU5-CSA-12-3519OC-SBB2	9/4/2001	1.7	J	mg/kg			
			OU5-CSA-12-3519OC-SBB3	9/4/2001	2.6		mg/kg			
			OU5-CSA-12-3519OC-SBB4	9/4/2001	1.6	J	mg/kg			
			OU5-CSA-12-3519OC-SBB5	9/4/2001	2.2		mg/kg			
			OU5-CSA-12-3519OC-SBB6	9/4/2001	1.8	J	mg/kg			
			OU5-CSA-12-3519OC-SBB7	9/4/2001	3.6		mg/kg			
CSA	***12***	***3520 Overlook Court***							***No***	***No***
			OU5-CSA-12-3520OC-1	2/14/2002	5.9		mg/kg			
			OU5-CSA-12-3520OC-2	2/14/2002	3.1		mg/kg			
OU4	***OU4***	***3601 49th Street***							***No***	***No***
			OU4-3601(49)-1	9/27/2000	5.11	DJ	mg/kg			
			OU4-3601(49)-2	9/27/2000	5.78	DJ	mg/kg			
			OU4-3601(49)-3	9/27/2000	7.49	DJ	mg/kg			
			OU4-3601(49)-4	9/27/2000	3.93	DJ	mg/kg			
			OU4-3601(49)-SB-1	9/27/2000	3.65	DJ	mg/kg			
			OU4-3601(49)-SB-2	9/27/2000	3.31	DJ	mg/kg			
			OU4-3601(49)-SB-3	9/27/2000	2.3	DJ	mg/kg			
			OU4-3601(49)-SB-4	9/27/2000	2.61	DJ	mg/kg			
			OU4-3601(49)-SB-5	9/27/2000	3.18	DJ	mg/kg			
			OU4-3601(49)-SB-6	9/27/2000	2.27	DJ	mg/kg			
			OU4-3601(49)-SB-7	9/27/2000	1.04	DJ	mg/kg			
			OU4-3601(49)-SB-8	9/27/2000	1.01	DJ	mg/kg			
CSA	***11***	***3601 Fordham Road***							***No***	***No***
			OU5-CSA-11-3601FR-1	7/6/2001	3.9		mg/kg			

Area	Group	Address	Sample ID	Sample Date	Result \1		Units	Duplicate Match	Specialty Boring?	Grid Sampled?
			OU5-CSA-11-3601FR-2	7/6/2001	2	J	mg/kg			
OU4	**OU4**	**3615 49th Street**							**No**	**No**
			OU4-3615(49)-1	8/30/2000	4.74	DJ	mg/kg			
			OU4-3615(49)-2	8/30/2000	6.27	DJ	mg/kg			
			OU4-3615(49)-3	8/30/2000	6.53	DJ	mg/kg			
			OU4-3615(49)-4	8/30/2000	3.62	D	mg/kg			
			OU4-3615(49)-SB-1	8/30/2000	3.44	D	mg/kg			
			OU4-3615(49)-SB-2	8/30/2000	2.41	D	mg/kg			
			OU4-3615(49)-SB-3	8/30/2000	4.43	D	mg/kg			
			OU4-3615(49)-SB-4	8/30/2000	3.37	D	mg/kg			
			OU4-3615(49)-SB-5	8/30/2000	2.77	D	mg/kg			
			OU4-3615(49)-SB-6	8/30/2000	3.62	D	mg/kg			
CSA	**11**	**3619 Fordham Road**							**Yes**	**No**
			OU5-CSA-11-3619FR-SB1	10/9/2001	2.3		mg/kg			
			OU5-CSA-11-3619FR-SB2	10/9/2001	1.2	J	mg/kg			
			OU5-CSA-11-3619FR-SB3	10/9/2001	1	J	mg/kg			
			OU5-CSA-11-3619FR-SB4	10/9/2001	0.72	J	mg/kg			
			OU5-CSA-11-3619FR-SB5	10/9/2001	1.6	J	mg/kg			
			OU5-CSA-11-3619FR-SB6	10/9/2001	0.47	J	mg/kg			
			OU5-CSA-11-3619FS-1	5/31/2001	3.9		mg/kg			
			OU5-CSA-11-3619FS-2	5/31/2001	2.3	J	mg/kg			
OU4	**OU4**	**3625 49th Street**							**No**	**No**
			OU4-3625(49)-1	8/30/2000	4.57	D	mg/kg			
			OU4-3625(49)-2	8/30/2000	5.88	D	mg/kg			
			OU4-3625(49)-3	8/30/2000	6.33	D	mg/kg			
			OU4-3625(49)-4	8/30/2000	4.75	D	mg/kg			
			OU4-3625(49)-SB-1	8/30/2000	3.68	D	mg/kg			
			OU4-3625(49)-SB-2	8/30/2000	3.84	D	mg/kg			
			OU4-3625(49)-SB-3	8/30/2000	3.73	D	mg/kg			
			OU4-3625(49)-SB-4	8/30/2000	4.11	D	mg/kg			
			OU4-3625(49)-SB-5	8/30/2000	2.58	D	mg/kg			
			OU4-3625(49)-SB-6	8/30/2000	4.02	D	mg/kg			
CSA	**11**	**3630 Fordham Road**							**Yes**	**No**
			OU5-CSA-11-3630FR-1	8/1/2001	3		mg/kg			
			OU5-CSA-11-3630FR-2	8/1/2001	3.9		mg/kg			

Area	Group	Address	Sample ID	Sample Date	Result \1		Units	Duplicate Match	Specialty Boring?	Grid Sampled?
			OU5-CSA-11-3630FR-SB-1	8/1/2001	1.5	J	mg/kg			
			OU5-CSA-11-3630FR-SB-2	8/1/2001	1.7	J	mg/kg			
			OU5-CSA-11-3630FR-SB-3	8/1/2001	2	J	mg/kg			
			OU5-CSA-11-3630FR-SB-4	8/1/2001	2.1		mg/kg			
			OU5-CSA-11-3630FR-SB-5	8/1/2001	3.7		mg/kg			
			OU5-CSA-11-3630FR-SB-6	8/1/2001	4.1		mg/kg			
			OU5-CSA-11-3630FR-SB-DUP45	8/1/2001	2.4		mg/kg	OU5-CSA-11-3630FR-SB-4		
OU4	***OU4***	***3631 49th Street***							***No***	***No***
			OU4-3631(49)-1	9/6/2000	3.31	DJ	mg/kg			
			OU4-3631(49)-2	9/6/2000	4.72	DJ	mg/kg			
			OU4-3631(49)-3	9/6/2000	9.82	DJ	mg/kg			
			OU4-3631(49)-4	9/6/2000	3.82	DJ	mg/kg			
			OU4-3631(49)-SB-1	9/5/2000	3.85	DJ	mg/kg			
			OU4-3631(49)-SB-2	9/5/2000	2.92	DJ	mg/kg			
			OU4-3631(49)-SB-3	9/5/2000	1.75	DJ	mg/kg			
			OU4-3631(49)-SB-4	9/5/2000	2.43	DJ	mg/kg			
			OU4-3631(49)-SB-5	9/5/2000	3.51	DJ	mg/kg			
			OU4-3631(49)-SB-6	9/5/2000	4.81	DJ	mg/kg			
			OU4-3631(49)-SB-7	9/5/2000	2.51	DJ	mg/kg			
			OU4-3631(49)-SB-8	9/5/2000	1.71	DJ	mg/kg			
CSA	***10***	***3637 49th Street***							***No***	***No***
			OU5-CSA-10-3637(49)-1	7/6/2001	4.8		mg/kg			
			OU5-CSA-10-3637(49)-2	7/6/2001	5.4		mg/kg			
CSA	***10***	***3641 49th Street***							***No***	***Yes + specialty boring***
			OU5-CSA-10-3641(49)-1	8/23/2001	68		mg/kg			
			OU5-CSA-10-3641(49)-2	8/23/2001	9.7		mg/kg			
CSA	***10***	***3645 49th Street***							***No***	***No***
			OU5-CSA-10-3645(49)-1	7/6/2001	6.1		mg/kg			
			OU5-CSA-10-3645(49)-2	7/6/2001	4.1		mg/kg			
			OU5-CSA-10-3645(49)-DUP17	7/6/2001	4.5		mg/kg	OU5-CSA-10-3645(49)-2		
CTA	***1C***	***3650 Fordham Road***							***No***	***Yes***
			OU5-CTA-1C-3650FR-1	6/6/2001	10.1		mg/kg			
			OU5-CTA-1C-3650FR-2	6/6/2001	6.6		mg/kg			
			OU5-CTA-1C-3650FR-3	6/6/2001	21		mg/kg			

Area	Group	Address	Sample ID	Sample Date	Result \1	Units	Duplicate Match	Specialty Boring?	Grid Sampled?
			OU5-CTA-1C-3650FR-4	6/6/2001	12.7	mg/kg			
			OU5-CTA-1C-3650FR-SB-1	6/6/2001	2.3 J	mg/kg			
			OU5-CTA-1C-3650FR-SB-2	6/6/2001	0.53 J	mg/kg			
			OU5-CTA-1C-3650FR-SB-3	6/6/2001	0.95 J	mg/kg			
			OU5-CTA-1C-3650FR-SB-4	6/6/2001	4.1	mg/kg			
			OU5-CTA-1C-3650FR-SB-5	6/6/2001	2.3	mg/kg			
			OU5-CTA-1C-3650FR-SB-6	6/6/2001	1.2 J	mg/kg			
CTA	***1C***	***3700 Fordham Road***						***No***	***No***
			OU5-CTA-1C-3700FR-1	6/6/2001	4.5	mg/kg			
			OU5-CTA-1C-3700FR-2	6/6/2001	5.5	mg/kg			
			OU5-CTA-1C-3700FR-3	6/6/2001	4.3	mg/kg			
			OU5-CTA-1C-3700FR-4	6/6/2001	5.5	mg/kg			
			OU5-CTA-1C-3700FR-SB-1	6/6/2001	1.2 J	mg/kg			
			OU5-CTA-1C-3700FR-SB-2	6/6/2001	1.1 J	mg/kg			
			OU5-CTA-1C-3700FR-SB-3	6/6/2001	3.8	mg/kg			
			OU5-CTA-1C-3700FR-SB-4	6/6/2001	2.5	mg/kg			
			OU5-CTA-1C-3700FR-SB-5	6/6/2001	1.6 J	mg/kg			
			OU5-CTA-1C-3700FR-SB-6	6/6/2001	2 J	mg/kg			
CSA	***8***	***3700 Nebraska Avenue, Lot 15***						***No***	***No***
			OU5-CSA-8-L15-1	8/23/2001	5.9	mg/kg			
			OU5-CSA-8-L15-2	8/23/2001	5.4	mg/kg			
CSA	***8***	***3700 Nebraska Avenue, Lot 16***						***No***	***No***
			OU5-CSA-8-L16-1	8/23/2001	6.8	mg/kg			
			OU5-CSA-8-L16-2	8/23/2001	6.9	mg/kg			
CSA	***8***	***3700 Nebraska Avenue, Lot 17***						***No***	***No***
			OU5-CSA-8-L17-1	8/23/2001	6.4	mg/kg			
			OU5-CSA-8-L17-2	8/23/2001	5.7	mg/kg			
CSA	***8***	***3700 Nebraska Avenue, Lot 18***						***No***	***No***
			OU5-CSA-8-L18-1	8/23/2001	6.6	mg/kg			
			OU5-CSA-8-L18-2	8/23/2001	7.6	mg/kg			
CSA	***8***	***3700 Nebraska Avenue, Lot 20***						***No***	***No***
			OU5-CSA-8-L20-1	8/23/2001	7.9	mg/kg			
			OU5-CSA-8-L20-2	8/23/2001	7	mg/kg			

Area	Group	Address	Sample ID	Sample Date	Result \1		Units	Duplicate Match	Specialty Boring?	Grid Sampled?
OU4	OU4	3700 University Avenue							No	No
			OU4-3700UA-1	2/6/2001	3.43		mg/kg			
			OU4-3700UA-2	2/6/2001	4.31		mg/kg			
			OU4-3700UA-3	2/6/2001	3.86		mg/kg			
			OU4-3700UA-4	2/6/2001	3.74		mg/kg			
			OU4-3700UA-SB-1	2/6/2001	3.58		mg/kg			
			OU4-3700UA-SB-2	2/6/2001	1.4		mg/kg			
			OU4-3700UA-SB-3	2/6/2001	0.668		mg/kg			
			OU4-3700UA-SB-4	2/6/2001	5	U	mg/kg			
			OU4-3700UA-SB-5	2/6/2001	0.953		mg/kg			
CSA	10	3701 Corey Place							No	No
			OU5-CSA-10-3701CP-1	8/24/2001	12.2		mg/kg			
			OU5-CSA-10-3701CP-2	8/24/2001	5.8		mg/kg			
CSA	11	3701 Fordham Road							No	No
			OU5-CSA-11-3701 FS-1	6/5/2001	3		mg/kg			
			OU5-CSA-11-3701 FS-2	6/5/2001	3.7		mg/kg			
			OU5-CSA-11-3701 FS-DUP01	6/5/2001	4.6		mg/kg	OU5-CSA-11-3701 FS-2		
CSA	10	3702 Corey Place							Yes	No
			OU5-CSA-10-3702CP-1	7/6/2001	11		mg/kg			
			OU5-CSA-10-3702CP-2	7/6/2001	6.5		mg/kg			
			OU5-CSA-10-3702CP-SB1	8/7/2001	2.1	J	mg/kg			
			OU5-CSA-10-3702CP-SB10	8/7/2001	0.78	J	mg/kg			
			OU5-CSA-10-3702CP-SB2	8/7/2001	2.1	J	mg/kg			
			OU5-CSA-10-3702CP-SB3	8/7/2001	3		mg/kg			
			OU5-CSA-10-3702CP-SB4	8/7/2001	3.1		mg/kg			
			OU5-CSA-10-3702CP-SB5	8/7/2001	2.6	J	mg/kg			
			OU5-CSA-10-3702CP-SB6	8/7/2001	3.3	J	mg/kg			
			OU5-CSA-10-3702CP-SB7	8/7/2001	2.3	J	mg/kg			
			OU5-CSA-10-3702CP-SB8	8/7/2001	2.8	J	mg/kg			
			OU5-CSA-10-3702CP-SB9	8/7/2001	2.5		mg/kg			
CSA	10	3705 Corey Place							No	No
			OU5-CSA-10-3705CP-1	7/13/2001	7.9		mg/kg			
			OU5-CSA-10-3705CP-2	7/13/2001	7.2		mg/kg			

Area	Group	Address	Sample ID	Sample Date	Result \1	Units	Duplicate Match	Specialty Boring?	Grid Sampled?
CSA	10	3706 Corey Place						No	No
			OU5-CSA-10-3706CP-1	7/13/2001	5	mg/kg			
			OU5-CSA-10-3706CP-2	7/13/2001	5.1	mg/kg			
CTA	1C	3706 Fordham Road						No	Yes
			OU5-CTA-1C-3706FR-1	6/6/2001	17.8	mg/kg			
			OU5-CTA-1C-3706FR-2	6/6/2001	16.7	mg/kg			
			OU5-CTA-1C-3706FR-3	6/6/2001	19	mg/kg			
			OU5-CTA-1C-3706FR-4	6/6/2001	17	mg/kg			
			OU5-CTA-1C-3706FR-SB-1	6/6/2001	7.4	mg/kg			
			OU5-CTA-1C-3706FR-SB-2	6/6/2001	3.1	mg/kg			
			OU5-CTA-1C-3706FR-SB-3	6/6/2001	3.3	mg/kg			
			OU5-CTA-1C-3706FR-SB-4	6/6/2001	0.55 J	mg/kg			
			OU5-CTA-1C-3706FR-SB-5	6/6/2001	0.37 U	mg/kg			
			OU5-CTA-1C-3706FR-SB-6	6/6/2001	0.36 U	mg/kg			
			OU5-CTA-1C-3706FR-SB-DUP01	6/6/2001	2 J	mg/kg	OU5-CTA-1C-3706FR-SB-4		
CSA	10	3709 48th Street						No	No
			OU5-CSA-10-3709(48)-1	10/24/2001	3.5	mg/kg			
			OU5-CSA-10-3709(48)-2	10/24/2001	3.9	mg/kg			
CSA	10	3709 Corey Place						No	Yes + specialty boring
			OU5-CSA-10-3709CP-1	7/13/2001	6.1	mg/kg			
			OU5-CSA-10-3709CP-2	7/13/2001	70.6	mg/kg			
CSA	10	3710 Corey Place						No	No
			OU5-CSA-10-3710CP-1	7/13/2001	4.6	mg/kg			
			OU5-CSA-10-3710CP-2	7/13/2001	7	mg/kg			
CSA	10	3710 University Avenue						No	No
			OU5-CSA-10-3710OUA-1	3/22/2002	8.5	mg/kg			
			OU5-CSA-10-3710OUA-2	3/22/2002	7.6	mg/kg			
CSA	11	3711 Fordham Road						No	No
			OU5-CSA-11-3711FR-1	8/24/2001	3.7	mg/kg			
			OU5-CSA-11-3711FR-2	8/24/2001	5.3	mg/kg			
CSA	10	3712 48th Street						No	No
			OU5-CSA-10-3712(48)-1	6/21/2001	4	mg/kg			

Area	Group	Address	Sample ID	Sample Date	Result \1	Units	Duplicate Match	Specialty Boring?	Grid Sampled?
			OU5-CSA-10-3712(48)-2	6/21/2001	5.1	mg/kg			
CTA	**1C**	**3712 Fordham Road**						**No**	**No**
			OU5-CTA-1C-3712FR-1	6/22/2001	8.5	mg/kg			
			OU5-CTA-1C-3712FR-2	6/22/2001	5	mg/kg			
			OU5-CTA-1C-3712FR-3	6/22/2001	9.6	mg/kg			
			OU5-CTA-1C-3712FR-4	6/22/2001	8.1	mg/kg			
			OU5-CTA-1C-3712FR-SB-1	6/22/2001	3.9	mg/kg			
			OU5-CTA-1C-3712FR-SB-2	6/22/2001	3	mg/kg			
			OU5-CTA-1C-3712FR-SB-3	6/22/2001	2.7	mg/kg			
			OU5-CTA-1C-3712FR-SB-4	6/22/2001	3.3	mg/kg			
			OU5-CTA-1C-3712FR-SB-5	6/22/2001	3	mg/kg			
			OU5-CTA-1C-3712FR-SB-6	6/22/2001	3.2	mg/kg			
			OU5-CTA-1C-3712FR-SB-7	6/22/2001	6.5	mg/kg			
			OU5-CTA-1C-3712FR-SB-8	6/22/2001	3.6	mg/kg			
			OU5-CTA-1C-3712FR-SB-9	6/22/2001	2.6	mg/kg			
CSA	**10**	**3713 Corey Place**						**No**	**No**
			OU5-CSA-10-3713CP-1	7/13/2001	6.2	mg/kg			
			OU5-CSA-10-3713CP-2	7/13/2001	4.7	mg/kg			
CSA	**10**	**3714 Corey Place**						**No**	**No**
			OU5-CSA-10-3714CP-1	7/10/2001	2.4	mg/kg			
			OU5-CSA-10-3714CP-2	7/10/2001	5.8	mg/kg			
CSA	**10**	**3714 University Avenue**						**No**	**No**
			OU5-CSA-10-3714UA-1	11/8/2001	3.1	mg/kg			
			OU5-CSA-10-3714UA-2	11/8/2001	6.3	mg/kg			
CSA	**10**	**3715 48th Street**						**No**	**No**
			OU5-CSA-10-3715(48)-1	7/20/2001	4.4	mg/kg			
			OU5-CSA-10-3715(48)-2	7/20/2001	4.1	mg/kg			
			OU5-CSA-10-3715(48)-DUP24	7/20/2001	4.3	mg/kg	OU5-CSA-10-3715(48)-1		
CSA	**10**	**3715 49th Street**						**No**	**No**
			OU5-CSA-10-3715(49)-1	6/29/2001	4.1	mg/kg			
			OU5-CSA-10-3715(49)-2	6/29/2001	3.6	mg/kg			
CSA	**11**	**3716 49th Street**						**No**	**No**
			OU5-CSA-11-3716(49)-1	7/6/2001	3.6	mg/kg			

Area	Group	Address	Sample ID	Sample Date	Result \1	Units	Duplicate Match	Specialty Boring?	Grid Sampled?
			OU5-CSA-11-3716(49)-2	7/6/2001	4.1	mg/kg			
CSA	**10**	**3717 Corey Place**						**No**	**No**
			OU5-CSA-10-3717CP-1	9/19/2001	7.1 J	mg/kg			
			OU5-CSA-10-3717CP-2	9/19/2001	7.1 J	mg/kg			
CSA	**11**	**3717 Fordham Road**						**Yes**	**Yes**
			OU5-CSA-11-3717FR-1	7/24/2001	3.1	mg/kg			
			OU5-CSA-11-3717FR-2	7/24/2001	52.1	mg/kg			
			OU5-CSA-11-3717FR-SB-1	7/26/2001	2 J	mg/kg			
			OU5-CSA-11-3717FR-SB-2	7/26/2001	2.1 J	mg/kg			
			OU5-CSA-11-3717FR-SB-3	7/26/2001	1.4 J	mg/kg			
			OU5-CSA-11-3717FR-SB-4	7/26/2001	1.9 J	mg/kg			
			OU5-CSA-11-3717FR-SB-5	7/26/2001	1.3 J	mg/kg			
			OU5-CSA-11-3717FR-SB-6	7/26/2001	2 J	mg/kg			
			OU5-CSA-11-3717FR-SB-7	7/26/2001	1.5 J	mg/kg			
			OU5-CSA-11-3717FR-SB-8	7/26/2001	0.95 J	mg/kg			
CSA	**10**	**3718 University Avenue**						**No**	**No**
			OU5-CSA-10-3718UA-1	7/13/2001	7.7	mg/kg			
			OU5-CSA-10-3718UA-2	7/13/2001	5.3	mg/kg			
CTA	**1C**	**3720 Fordham Road**						**No**	**Yes**
			OU5-CTA-1C-3720FR-1	4/4/2001	26.1 DJ	mg/kg			
			OU5-CTA-1C-3720FR-1A	4/4/2001	4.38 J	mg/kg			
			OU5-CTA-1C-3720FR-2	4/4/2001	4.76 J	mg/kg			
			OU5-CTA-1C-3720FR-2A	4/4/2001	2.54 J	mg/kg			
			OU5-CTA-1C-3720FR-3	4/4/2001	3.76 J	mg/kg			
			OU5-CTA-1C-3720FR-3A	4/4/2001	4.07 J	mg/kg			
			OU5-CTA-1C-3720FR-4	4/4/2001	5.23 J	mg/kg			
			OU5-CTA-1C-3720FR-4A	4/4/2001	3.98 J	mg/kg			
			OU5-CTA-1C-3720FR-DUP 02	4/4/2001	4.08 J	mg/kg	OU5-3720 FR-4A		
			OU5-CTA-1C-3720FR-SB-1	4/4/2001	4.18 J	mg/kg			
			OU5-CTA-1C-3720FR-SB-2	4/4/2001	2.71 J	mg/kg			
			OU5-CTA-1C-3720FR-SB-3	4/4/2001	4.72 J	mg/kg			
			OU5-CTA-1C-3720FR-SB-4	4/4/2001	4.78 J	mg/kg			
			OU5-CTA-1C-3720FR-SB-5	4/4/2001	2.89 J	mg/kg			
			OU5-CTA-1C-3720FR-SB-6	4/4/2001	3.04 J	mg/kg			
			OU5-CTA-1C-3720FR-SB-7	4/4/2001	3.52 J	mg/kg			

Area	Group	Address	Sample ID	Sample Date	Result \1	Units	Duplicate Match	Specialty Boring?	Grid Sampled?
			OU5-CTA-1C-3720FR-SB-8	4/4/2001	1.05 J	mg/kg			
CSA	**10**	**3721 49th Street**						**No**	**No**
			OU5-CSA-10-3721(49)-1	6/29/2001	3.2	mg/kg			
			OU5-CSA-10-3721(49)-2	6/29/2001	3.5	mg/kg			
CSA	**10**	**3722 48th Street**						**No**	**No**
			OU5-CSA-10-3722(48)-1	8/23/2001	6.5	mg/kg			
			OU5-CSA-10-3722(48)-2	8/23/2001	5.8	mg/kg			
CSA	**10**	**3723 48th Street**						**No**	**No**
			OU5-CSA-10-3723(48)-1	3/22/2002	5.2	mg/kg			
			OU5-CSA-10-3723(48)-2	3/22/2002	4 K	mg/kg			
CSA	**10**	**3724 University Avenue**						**Yes**	**No**
			OU5-CSA-10-3724UA-1	8/6/2001	7.3	mg/kg			
			OU5-CSA-10-3724UA-2	8/6/2001	7.3	mg/kg			
			OU5-CSA-10-3724UA-SB-DUP46	8/6/2001	3.7	mg/kg	OU5-CSA-10-3724UA-SB3		
			OU5-CSA-10-3724UA-SB1	8/6/2001	3.8	mg/kg			
			OU5-CSA-10-3724UA-SB2	8/6/2001	3.7	mg/kg			
			OU5-CSA-10-3724UA-SB3	8/6/2001	2.4	mg/kg			
			OU5-CSA-10-3724UA-SB4	8/6/2001	0.77 J	mg/kg			
			OU5-CSA-10-3724UA-SB5	8/6/2001	0.43 J	mg/kg			
			OU5-CSA-10-3724UA-SB6	8/6/2001	1.2 J	mg/kg			
CSA	**10**	**3729 Corey Place**						**No**	**No**
			OU5-CSA-10-3729CP-1	7/13/2001	3.9	mg/kg			
			OU5-CSA-10-3729CP-2	7/13/2001	3.6	mg/kg			
CSA	**11**	**3729 Fordham Road**						**Yes**	**No**
			OU5-CSA-11-3729FR-1	7/26/2001	3.2	mg/kg			
			OU5-CSA-11-3729FR-2	7/26/2001	6.4	mg/kg			
			OU5-CSA-11-3729FR-SB-1	7/26/2001	2.8	mg/kg			
			OU5-CSA-11-3729FR-SB-2	7/26/2001	3.1	mg/kg			
			OU5-CSA-11-3729FR-SB-3	7/26/2001	1.1 J	mg/kg			
			OU5-CSA-11-3729FR-SB-4	7/26/2001	1 J	mg/kg			
			OU5-CSA-11-3729FR-SB-5	7/26/2001	1.6 J	mg/kg			
			OU5-CSA-11-3729FR-SB-6	7/26/2001	1.3 J	mg/kg			
			OU5-CSA-11-3729FR-SB-7	7/26/2001	0.6 J	mg/kg			

Area	Group	Address	Sample ID	Sample Date	Result \1		Units	Duplicate Match	Specialty Boring?	Grid Sampled?
			OU5-CSA-11-3729FR-SB-8	7/26/2001	1.2	J	mg/kg			
CSA	**10**	**3730 48th Street**							**No**	**No**
			OU5-CSA-10-3730(48)-1	11/15/2001	5.7		mg/kg			
			OU5-CSA-10-3730(48)-2	11/15/2001	5		mg/kg			
CTA	**1C**	**3730 Fordham Road**							**No**	**No**
			OU5-CTA-1C-3730FR-1	6/22/2001	3.8		mg/kg			
			OU5-CTA-1C-3730FR-2	6/22/2001	4.2		mg/kg			
			OU5-CTA-1C-3730FR-3	6/22/2001	7.1		mg/kg			
			OU5-CTA-1C-3730FR-4	6/22/2001	6		mg/kg			
			OU5-CTA-1C-3730FR-SB-1	6/22/2001	2.5		mg/kg			
			OU5-CTA-1C-3730FR-SB-2	6/22/2001	2.1	J	mg/kg			
			OU5-CTA-1C-3730FR-SB-3	6/22/2001	1.1	J	mg/kg			
			OU5-CTA-1C-3730FR-SB-4	6/22/2001	1.4	J	mg/kg			
			OU5-CTA-1C-3730FR-SB-5	6/22/2001	0.58	U	mg/kg			
			OU5-CTA-1C-3730FR-SB-6	6/22/2001	0.58	U	mg/kg			
CSA	**10**	**3730 University Avenue**							**No**	**No**
			OU5-CSA-10-3730UA-1	8/31/2001	9.4		mg/kg			
			OU5-CSA-10-3730UA-2	8/31/2001	9.4		mg/kg			
CSA	**10**	**3731 48th Street**							**Yes**	**No**
			OU5-CSA-10-3731(48)-1	9/6/2001	11.3		mg/kg			
			OU5-CSA-10-3731(48)-2	9/6/2001	4.7		mg/kg			
			OU5-CSA-10-3731(48)-DUP58	9/6/2001	10.1		mg/kg	OU5-CSA-10-3731(48)-1		
			OU5-CSA-10-3731(48)-SB1	9/6/2001	3.1		mg/kg			
			OU5-CSA-10-3731(48)-SB2	9/6/2001	2.3		mg/kg			
			OU5-CSA-10-3731(48)-SB3	9/6/2001	0.76	J	mg/kg			
			OU5-CSA-10-3731(48)-SB4	9/6/2001	1.1	J	mg/kg			
			OU5-CSA-10-3731(48)-SB5	9/6/2001	1.7	J	mg/kg			
			OU5-CSA-10-3731(48)-SB6	9/6/2001	0.98	J	mg/kg			
CSA	**11**	**3735 Fordham Road**							**Yes**	**No**
			OU5-CSA-11-3735FR-1	7/26/2001	5.2		mg/kg			
			OU5-CSA-11-3735FR-2	7/26/2001	4.4		mg/kg			
			OU5-CSA-11-3735FR-SB-1	7/26/2001	2.8		mg/kg			
			OU5-CSA-11-3735FR-SB-2	7/26/2001	2.3	J	mg/kg			
			OU5-CSA-11-3735FR-SB-3	7/26/2001	1.7	J	mg/kg			
			OU5-CSA-11-3735FR-SB-4	7/26/2001	2.2	J	mg/kg			

Area	Group	Address	Sample ID	Sample Date	Result \1		Units	Duplicate Match	Specialty Boring?	Grid Sampled?
			OU5-CSA-11-3735FR-SB-5	7/26/2001	2.6		mg/kg			
			OU5-CSA-11-3735FR-SB-6	7/26/2001	3.1		mg/kg			
			OU5-CSA-11-3735FR-SB-7	7/26/2001	2.4		mg/kg			
			OU5-CSA-11-3735FR-SB-8	7/26/2001	1.8	J	mg/kg			
			OU5-CSA-11-3735FR-SB-DUP40	7/26/2001	3.6		mg/kg	OU5-CSA-11-3735FR-SB-5		
CTA	***1C***	***3740 Fordham Road***							***No***	***No***
			OU5-CTA-1C-3740FR-1	6/11/2001	6.6		mg/kg			
			OU5-CTA-1C-3740FR-2	6/11/2001	7.4		mg/kg			
			OU5-CTA-1C-3740FR-3	6/11/2001	7.5		mg/kg			
			OU5-CTA-1C-3740FR-4	6/11/2001	12.6		mg/kg			
			OU5-CTA-1C-3740FR-DUP03	6/11/2001	12.2		mg/kg	OU5-CTA-1C-3740FR-4		
			OU5-CTA-1C-3740FR-SB1	6/11/2001	4		mg/kg			
			OU5-CTA-1C-3740FR-SB2	6/11/2001	0.79	J	mg/kg			
			OU5-CTA-1C-3740FR-SB3	6/11/2001	0.87	J	mg/kg			
			OU5-CTA-1C-3740FR-SB4	6/11/2001	1.6	J	mg/kg			
			OU5-CTA-1C-3740FR-SB5	6/11/2001	1.6	J	mg/kg			
			OU5-CTA-1C-3740FR-SB6	6/11/2001	2.5		mg/kg			
			OU5-CTA-1C-3740FR-SBDUP04	6/11/2001	1.5	J	mg/kg	OU5-CTA-1C-3740FR-SB4		
CTA	***1C***	***3750 Fordham Road***							***No***	***No***
			OU5-CTA-1C-3750FR-1	6/26/2001	6.8		mg/kg			
			OU5-CTA-1C-3750FR-2	6/26/2001	4.5		mg/kg			
			OU5-CTA-1C-3750FR-3	6/26/2001	3.9		mg/kg			
			OU5-CTA-1C-3750FR-4	6/26/2001	6.1		mg/kg			
			OU5-CTA-1C-3750FR-SB-1	6/26/2001	4.3		mg/kg			
			OU5-CTA-1C-3750FR-SB-2	6/26/2001	1.9	J	mg/kg			
			OU5-CTA-1C-3750FR-SB-3	6/26/2001	2.1	J	mg/kg			
			OU5-CTA-1C-3750FR-SB-4	6/26/2001	3		mg/kg			
			OU5-CTA-1C-3750FR-SB-5	6/26/2001	3.2		mg/kg			
			OU5-CTA-1C-3750FR-SB-6	6/26/2001	1.6	J	mg/kg			
			OU5-CTA-1C-3750FR-SB-DUP18	6/26/2001	2.5		mg/kg	OU5-CTA-1C-3750FR-SB-3		
CTA	***1B***	***3800 52nd Street***							***No***	***Yes***
			OU5-CTA-1B-3800(52)-1	9/18/2001	62.7		mg/kg			
			OU5-CTA-1B-3800(52)-2	9/18/2001	2.9		mg/kg			
			OU5-CTA-1B-3800(52)-3	9/18/2001	3.3		mg/kg			

Area	Group	Address	Sample ID	Sample Date	Result \1	Units	Duplicate Match	Specialty Boring?	Grid Sampled?
			OU5-CTA-1B-3800(52)-4	9/18/2001	3.9	mg/kg			
			OU5-CTA-1B-3800(52)-SB-DUP74	9/18/2001	2.1 J	mg/kg	OU5-CTA-1B-3800(52)-SB5		
			OU5-CTA-1B-3800(52)-SB1	9/18/2001	2.5	mg/kg			
			OU5-CTA-1B-3800(52)-SB2	9/18/2001	5.1	mg/kg			
			OU5-CTA-1B-3800(52)-SB3	9/18/2001	6.8	mg/kg			
			OU5-CTA-1B-3800(52)-SB4	9/18/2001	4.6	mg/kg			
			OU5-CTA-1B-3800(52)-SB5	9/18/2001	2.1 J	mg/kg			
			OU5-CTA-1B-3800(52)-SB6	9/18/2001	1.8 J	mg/kg			
CTA	***1C***	***3800 Fordham Road***						***No***	***No***
			OU5-CTA-1C-3800FR-1	7/26/2001	4	mg/kg			
			OU5-CTA-1C-3800FR-2	7/26/2001	4	mg/kg			
			OU5-CTA-1C-3800FR-3	7/26/2001	4.4	mg/kg			
			OU5-CTA-1C-3800FR-4	7/26/2001	6.9	mg/kg			
			OU5-CTA-1C-3800FR-SB-1	7/26/2001	2.3	mg/kg			
			OU5-CTA-1C-3800FR-SB-2	7/26/2001	3.5	mg/kg			
			OU5-CTA-1C-3800FR-SB-3	7/26/2001	3.2	mg/kg			
			OU5-CTA-1C-3800FR-SB-4	7/26/2001	2.3 J	mg/kg			
			OU5-CTA-1C-3800FR-SB-5	7/26/2001	3.4	mg/kg			
			OU5-CTA-1C-3800FR-SB-6	7/26/2001	2.2 J	mg/kg			
			OU5-CTA-1C-3800FR-SB-DUP39	7/26/2001	2.3	mg/kg	OU5-CTA-1C-3800FR-SB-6		
CTA	***1B***	***3801 52nd Street***						***No***	***No***
			OU5-CTA-1B-3801(52)-1	6/22/2001	2.9	mg/kg			
			OU5-CTA-1B-3801(52)-2	6/22/2001	3.3	mg/kg			
			OU5-CTA-1B-3801(52)-3	6/22/2001	5	mg/kg			
			OU5-CTA-1B-3801(52)-4	6/22/2001	7.6	mg/kg			
			OU5-CTA-1B-3801(52)-SB-1	6/22/2001	13.4	mg/kg			
			OU5-CTA-1B-3801(52)-SB-2	6/22/2001	1 J	mg/kg			
			OU5-CTA-1B-3801(52)-SB-3	6/22/2001	1.2 J	mg/kg			
			OU5-CTA-1B-3801(52)-SB-4	6/22/2001	0.45 J	mg/kg			
			OU5-CTA-1B-3801(52)-SB-5	6/22/2001	0.52 J	mg/kg			
			OU5-CTA-1B-3801(52)-SB-6	6/22/2001	0.43 J	mg/kg			
CTA	***1D***	***3801 Fordham Road***						***No***	***No***
			OU5-CTA-1D-3801FR-1	6/6/2001	3.7	mg/kg			
			OU5-CTA-1D-3801FR-2	6/6/2001	4.5	mg/kg			
			OU5-CTA-1D-3801FR-3	6/6/2001	4	mg/kg			

Area	Group	Address	Sample ID	Sample Date	Result \1		Units	Duplicate Match	Specialty Boring?	Grid Sampled?
			OU5-CTA-1D-3801FR-4	6/6/2001	4.7		mg/kg			
			OU5-CTA-1D-3801FR-DUP01	6/6/2001	3.9		mg/kg	OU5-CTA-1D-3801FR-2		
			OU5-CTA-1D-3801FR-SB-1	6/6/2001	3.6		mg/kg			
			OU5-CTA-1D-3801FR-SB-2	6/6/2001	2.2	J	mg/kg			
			OU5-CTA-1D-3801FR-SB-3	6/6/2001	0.55	J	mg/kg			
			OU5-CTA-1D-3801FR-SB-4	6/6/2001	0.52	J	mg/kg			
			OU5-CTA-1D-3801FR-SB-5	6/6/2001	0.78	U	mg/kg			
			OU5-CTA-1D-3801FR-SB-6	6/6/2001	0.77	J	mg/kg			
CTA	***1B***	***3803 52nd Street***							***No***	***No***
			OU5-CTA-1B-3803(52)-1	7/16/2001	9		mg/kg			
			OU5-CTA-1B-3803(52)-2	7/16/2001	2.2	J	mg/kg			
			OU5-CTA-1B-3803(52)-3	7/16/2001	3.2		mg/kg			
			OU5-CTA-1B-3803(52)-4	7/16/2001	2.3	J	mg/kg			
			OU5-CTA-1B-3803(52)-SB-1	7/16/2001	1.5	J	mg/kg			
			OU5-CTA-1B-3803(52)-SB-2	7/16/2001	1.4	J	mg/kg			
			OU5-CTA-1B-3803(52)-SB-3	7/16/2001	1.9	J	mg/kg			
			OU5-CTA-1B-3803(52)-SB-4	7/16/2001	1	J	mg/kg			
			OU5-CTA-1B-3803(52)-SB-5	7/16/2001	3.9		mg/kg			
			OU5-CTA-1B-3803(52)-SB-6	7/16/2001	1.8	J	mg/kg			
CSA	***10***	***3806 47th Street***							***No***	***No***
			OU5-CSA-10-3806(47)-1	3/21/2002	2.4	J	mg/kg			
			OU5-CSA-10-3806(47)-2	3/21/2002	3.2		mg/kg			
CTA	***1D***	***3806 49th Street***							***Yes***	***Yes***
			OU5-CTA-1D-3806(49)-1	6/27/2001	8.9		mg/kg			
			OU5-CTA-1D-3806(49)-2	6/27/2001	22.4		mg/kg			
			OU5-CTA-1D-3806(49)-3	6/27/2001	26.2		mg/kg			
			OU5-CTA-1D-3806(49)-4	6/27/2001	21.4		mg/kg			
			OU5-CTA-1D-3806(49)-SB-1	6/27/2001	10.6		mg/kg			
			OU5-CTA-1D-3806(49)-SB-2	6/27/2001	2.4		mg/kg			
			OU5-CTA-1D-3806(49)-SB-3	6/27/2001	0.44	J	mg/kg			
			OU5-CTA-1D-3806(49)-SB-4	6/27/2001	0.61	J	mg/kg			
			OU5-CTA-1D-3806(49)-SB-5	6/27/2001	0.42	U	mg/kg			
			OU5-CTA-1D-3806(49)-SB-6	6/27/2001	0.79	J	mg/kg			
CSA	***10***	***3807 48th Street***							***No***	***No***
			OU5-CSA-10-3807(48)-1	10/24/2001	4.3		mg/kg			

Area	Group	Address	Sample ID	Sample Date	Result \1		Units	Duplicate Match	Specialty Boring?	Grid Sampled?
			OU5-CSA-10-3807(48)-2	10/24/2001	3.5		mg/kg			
CTA	**1D**	**3807 Fordham Road**							**Yes**	**No**
			OU5-CTA-1D-3807FR-1	7/31/2001	3.4		mg/kg			
			OU5-CTA-1D-3807FR-2	7/31/2001	6.4		mg/kg			
			OU5-CTA-1D-3807FR-3	7/31/2001	3.9		mg/kg			
			OU5-CTA-1D-3807FR-4	7/31/2001	5		mg/kg			
			OU5-CTA-1D-3807FR-SB-1	7/31/2001	1.5	J	mg/kg			
			OU5-CTA-1D-3807FR-SB-2	7/31/2001	1.4	J	mg/kg			
			OU5-CTA-1D-3807FR-SB-3	7/31/2001	1.2	J	mg/kg			
			OU5-CTA-1D-3807FR-SB-4	7/31/2001	3.4		mg/kg			
			OU5-CTA-1D-3807FR-SB-5	7/31/2001	0.99	J	mg/kg			
			OU5-CTA-1D-3807FR-SB-6	7/31/2001	1.8	J	mg/kg			
CTA	**1C**	**3808 Fordham Road**							**No**	**No**
			OU5-CTA-1C-3808FR-1	7/16/2001	4.2		mg/kg			
			OU5-CTA-1C-3808FR-2	7/16/2001	5.7		mg/kg			
			OU5-CTA-1C-3808FR-3	7/16/2001	5.2		mg/kg			
			OU5-CTA-1C-3808FR-4	7/16/2001	5.2		mg/kg			
			OU5-CTA-1C-3808FR-DUP-21	7/16/2001	5.5		mg/kg	OU5-CTA-1C-3808FR-1		
			OU5-CTA-1C-3808FR-SB-DUP31	7/16/2001	2.5		mg/kg	OU5-CTA-1C-3808FR-SB8		
			OU5-CTA-1C-3808FR-SB1	7/16/2001	3.1		mg/kg			
			OU5-CTA-1C-3808FR-SB10	7/16/2001	1.6	J	mg/kg			
			OU5-CTA-1C-3808FR-SB2	7/16/2001	3.7		mg/kg			
			OU5-CTA-1C-3808FR-SB3	7/16/2001	2.9		mg/kg			
			OU5-CTA-1C-3808FR-SB4	7/16/2001	2.7		mg/kg			
			OU5-CTA-1C-3808FR-SB5	7/16/2001	3.8		mg/kg			
			OU5-CTA-1C-3808FR-SB6	7/16/2001	2.1	J	mg/kg			
			OU5-CTA-1C-3808FR-SB7	7/16/2001	1.6	J	mg/kg			
			OU5-CTA-1C-3808FR-SB8	7/16/2001	3		mg/kg			
			OU5-CTA-1C-3808FR-SB9	7/16/2001	2.1	J	mg/kg			
CSA	**10**	**3808 University Avenue**							**No**	**No**
			OU5-CSA-10-3808UA-1	7/6/2001	2.2	J	mg/kg			
			OU5-CSA-10-3808UA-2	7/6/2001	2.7		mg/kg			
			OU5-CSA-10-3808UA-DUP16	7/6/2001	2.6		mg/kg	OU5-CSA-10-3808UA-1		
CSA	**10**	**3809 47th Street**							**No**	**No**
			OU5-CSA-10-3809(47)-1	8/23/2001	5.6		mg/kg			

Area	Group	Address	Sample ID	Sample Date	Result \1	Units	Duplicate Match	Specialty Boring?	Grid Sampled?
			OU5-CSA-10-3809(47)-2	8/23/2001	4.9	mg/kg			
CTA	**1D**	**3809 49th Street**						**Yes**	**No**
			OU5-CTA-1D-3809(49)-1	8/15/2001	0.51 U	mg/kg			
			OU5-CTA-1D-3809(49)-2	8/15/2001	4.6	mg/kg			
			OU5-CTA-1D-3809(49)-3	8/15/2001	2.9 J	mg/kg			
			OU5-CTA-1D-3809(49)-4	8/15/2001	3.3	mg/kg			
			OU5-CTA-1D-3809(49)-SB1	8/15/2001	2.1 J	mg/kg			
			OU5-CTA-1D-3809(49)-SB2	8/15/2001	1.2 J	mg/kg			
			OU5-CTA-1D-3809(49)-SB3	8/15/2001	1.7 J	mg/kg			
			OU5-CTA-1D-3809(49)-SB4	8/15/2001	0.62 J	mg/kg			
			OU5-CTA-1D-3809(49)-SB5	8/15/2001	1.7 J	mg/kg			
			OU5-CTA-1D-3809(49)-SB6	8/15/2001	0.38 U	mg/kg			
CSA	**10**	**3810 47th Street**						**No**	**No**
			OU5-CSA-10-3810(47)-1	7/13/2001	2.7	mg/kg			
			OU5-CSA-10-3810(47)-2	7/13/2001	2.7	mg/kg			
CTA	**1D**	**3810 49th Street**						**Yes**	**No**
			OU5-CTA-1D-3810(49)-1	6/25/2001	4.5	mg/kg			
			OU5-CTA-1D-3810(49)-2	6/25/2001	3.8	mg/kg			
			OU5-CTA-1D-3810(49)-3	6/25/2001	4	mg/kg			
			OU5-CTA-1D-3810(49)-4	6/25/2001	2.9	mg/kg			
			OU5-CTA-1D-3810(49)-SB-1	6/25/2001	2.9	mg/kg			
			OU5-CTA-1D-3810(49)-SB-2	6/25/2001	1.2 J	mg/kg			
			OU5-CTA-1D-3810(49)-SB-3	6/25/2001	1.7 J	mg/kg			
			OU5-CTA-1D-3810(49)-SB-4	6/25/2001	1.1 J	mg/kg			
			OU5-CTA-1D-3810(49)-SB-5	6/25/2001	1.2 J	mg/kg			
			OU5-CTA-1D-3810(49)-SB-6	6/25/2001	1.1 J	mg/kg			
CTA	**1B**	**3810 52nd Street**						**No**	**No**
			OU5-CTA-1B-3810(52)-1	6/11/2001	3.5	mg/kg			
			OU5-CTA-1B-3810(52)-2	6/11/2001	2.6 J	mg/kg			
			OU5-CTA-1B-3810(52)-3	6/11/2001	5	mg/kg			
			OU5-CTA-1B-3810(52)-4	6/11/2001	4.2	mg/kg			
			OU5-CTA-1B-3810(52)-SB-1	6/11/2001	2.1 J	mg/kg			
			OU5-CTA-1B-3810(52)-SB-2	6/11/2001	1.2 J	mg/kg			
			OU5-CTA-1B-3810(52)-SB-3	6/11/2001	1.3 J	mg/kg			
			OU5-CTA-1B-3810(52)-SB-4	6/11/2001	2 J	mg/kg			

Area	Group	Address	Sample ID	Sample Date	Result \1	Units	Duplicate Match	Specialty Boring?	Grid Sampled?
			OU5-CTA-1B-3810(52)-SB-5	6/11/2001	1.5 J	mg/kg			
			OU5-CTA-1B-3810(52)-SB-6	6/11/2001	3.4	mg/kg			
CSA	**10**	**3812 47th Street**						**No**	**No**
			OU5-CSA-10-3812(47)-1	7/6/2001	3.8	mg/kg			
			OU5-CSA-10-3812(47)-2	7/6/2001	3.9	mg/kg			
CTA	**1D**	**3812 48th Street**						**No**	**Yes**
			OU5-CTA-1D-3812(48)-1	8/1/2001	11.9	mg/kg			
			OU5-CTA-1D-3812(48)-2	8/1/2001	34.3	mg/kg			
			OU5-CTA-1D-3812(48)-3	8/1/2001	33.3	mg/kg			
			OU5-CTA-1D-3812(48)-4	8/1/2001	35.7	mg/kg			
			OU5-CTA-1D-3812(48)-SB-DUP42	8/1/2001	1.5 J	mg/kg	OU5-CTA-1D-3812(48)-SB8		
			OU5-CTA-1D-3812(48)-SB1	8/1/2001	2.6	mg/kg			
			OU5-CTA-1D-3812(48)-SB10	8/1/2001	1.1 J	mg/kg			
			OU5-CTA-1D-3812(48)-SB2	8/1/2001	3.9	mg/kg			
			OU5-CTA-1D-3812(48)-SB3	8/1/2001	3.9	mg/kg			
			OU5-CTA-1D-3812(48)-SB4	8/1/2001	2.8	mg/kg			
			OU5-CTA-1D-3812(48)-SB5	8/1/2001	2.6	mg/kg			
			OU5-CTA-1D-3812(48)-SB6	8/1/2001	1.6 J	mg/kg			
			OU5-CTA-1D-3812(48)-SB7	8/1/2001	1.4 J	mg/kg			
			OU5-CTA-1D-3812(48)-SB8	8/1/2001	1.2 J	mg/kg			
			OU5-CTA-1D-3812(48)-SB9	8/1/2001	0.74 J	mg/kg			
CTA	**1C**	**3812 Fordham Road**						**No**	**No**
			OU5-CTA-1C-3812FR-1	6/25/2001	5.3	mg/kg			
			OU5-CTA-1C-3812FR-2	6/25/2001	6.9	mg/kg			
			OU5-CTA-1C-3812FR-3	6/25/2001	6.3	mg/kg			
			OU5-CTA-1C-3812FR-4	6/25/2001	7.4	mg/kg			
			OU5-CTA-1C-3812FR-SB-1	6/25/2001	3.4	mg/kg			
			OU5-CTA-1C-3812FR-SB-10	6/25/2001	2.2 J	mg/kg			
			OU5-CTA-1C-3812FR-SB-2	6/25/2001	6.2	mg/kg			
			OU5-CTA-1C-3812FR-SB-3	6/25/2001	2.9	mg/kg			
			OU5-CTA-1C-3812FR-SB-4	6/25/2001	3.7	mg/kg			
			OU5-CTA-1C-3812FR-SB-5	6/25/2001	3.3	mg/kg			
			OU5-CTA-1C-3812FR-SB-6	6/25/2001	2 J	mg/kg			
			OU5-CTA-1C-3812FR-SB-7	6/25/2001	2.5	mg/kg			
			OU5-CTA-1C-3812FR-SB-8	6/25/2001	3	mg/kg			

Area	Group	Address	Sample ID	Sample Date	Result \1	Units	Duplicate Match	Specialty Boring?	Grid Sampled?
			OU5-CTA-1C-3812FR-SB-9	6/25/2001	4.6	mg/kg			
			OU5-CTA-1C-3812FR-SB-DUP17	6/25/2001	2.1 J	mg/kg	OU5-CTA-1C-3812FR-SB-10		
CSA	**10**	**3813 48th Street**						**No**	**No**
			OU5-CSA-10-3813(48)-1	10/4/2001	4.9	mg/kg			
			OU5-CSA-10-3813(48)-2	10/4/2001	6.8	mg/kg			
CSA	**10**	**3814 47th Street**						**No**	**No**
			OU5-CSA-10-3814(47)-1	7/13/2001	6.6	mg/kg			
			OU5-CSA-10-3814(47)-2	7/13/2001	3.5	mg/kg			
CTA	**1D**	**3815 49th Street**						**Yes**	**No**
			OU5-CTA-1D-3815(49)-1	7/19/2001	3.9	mg/kg			
			OU5-CTA-1D-3815(49)-2	7/19/2001	4.1	mg/kg			
			OU5-CTA-1D-3815(49)-3	7/19/2001	4.6	mg/kg			
			OU5-CTA-1D-3815(49)-4	7/19/2001	4.4	mg/kg			
			OU5-CTA-1D-3815(49)-SB1	7/19/2001	3.6	mg/kg			
			OU5-CTA-1D-3815(49)-SB2	7/19/2001	2.9	mg/kg			
			OU5-CTA-1D-3815(49)-SB3	7/19/2001	1.5 J	mg/kg			
			OU5-CTA-1D-3815(49)-SB4	7/19/2001	1.1 J	mg/kg			
			OU5-CTA-1D-3815(49)-SB5	7/19/2001	0.74 J	mg/kg			
			OU5-CTA-1D-3815(49)-SB6	7/19/2001	3.3 J	mg/kg			
CTA	**1B**	**3815 52nd Street**						**No**	**No**
			OU5-CTA-1B-3815(52)-1	7/16/2001	3	mg/kg			
			OU5-CTA-1B-3815(52)-2	7/16/2001	2.7	mg/kg			
			OU5-CTA-1B-3815(52)-3	7/16/2001	3.9	mg/kg			
			OU5-CTA-1B-3815(52)-4	7/16/2001	3	mg/kg			
			OU5-CTA-1B-3815(52)-SB-1	7/16/2001	3.7	mg/kg			
			OU5-CTA-1B-3815(52)-SB-2	7/16/2001	3.5	mg/kg			
			OU5-CTA-1B-3815(52)-SB-3	7/16/2001	1.3 J	mg/kg			
			OU5-CTA-1B-3815(52)-SB-4	7/16/2001	1.7 J	mg/kg			
			OU5-CTA-1B-3815(52)-SB-5	7/16/2001	1.3 J	mg/kg			
			OU5-CTA-1B-3815(52)-SB-6	7/16/2001	1.2 J	mg/kg			
CTA	**1D**	**3816 48th Street**						**No**	**Yes**
			OU5-CTA-1D-3816(48)-1	7/11/2001	16.2	mg/kg			
			OU5-CTA-1D-3816(48)-2	7/11/2001	6.6	mg/kg			
			OU5-CTA-1D-3816(48)-3	7/11/2001	17.7	mg/kg			

Area	Group	Address	Sample ID	Sample Date	Result \1		Units	Duplicate Match	Specialty Boring?	Grid Sampled?
			OU5-CTA-1D-3816(48)-4	7/11/2001	18.4		mg/kg			
			OU5-CTA-1D-3816(48)-SB1	7/11/2001	1.4	J	mg/kg			
			OU5-CTA-1D-3816(48)-SB2	7/11/2001	2.1	J	mg/kg			
			OU5-CTA-1D-3816(48)-SB3	7/11/2001	1.4	J	mg/kg			
			OU5-CTA-1D-3816(48)-SB4	7/11/2001	1.3	J	mg/kg			
			OU5-CTA-1D-3816(48)-SB5	7/11/2001	0.62	J	mg/kg			
			OU5-CTA-1D-3816(48)-SB6	7/11/2001	1.4	J	mg/kg			
CTA	***1D***	***3816 49th Street***							***Yes***	***Yes***
			OU5-CTA-1D-3816(49)-1	7/19/2001	5.4		mg/kg			
			OU5-CTA-1D-3816(49)-2	7/19/2001	4.4		mg/kg			
			OU5-CTA-1D-3816(49)-3	7/19/2001	19.5		mg/kg			
			OU5-CTA-1D-3816(49)-4	7/19/2001	24.3		mg/kg			
			OU5-CTA-1D-3816(49)-SB1	7/19/2001	3.7		mg/kg			
			OU5-CTA-1D-3816(49)-SB2	7/19/2001	2.1	J	mg/kg			
			OU5-CTA-1D-3816(49)-SB3	7/19/2001	1.4	J	mg/kg			
			OU5-CTA-1D-3816(49)-SB4	7/19/2001	3.2		mg/kg			
			OU5-CTA-1D-3816(49)-SB5	7/19/2001	2	J	mg/kg			
			OU5-CTA-1D-3816(49)-SB6	7/19/2001	2.8		mg/kg			
CSA	***10***	***3817 47th Street***							***No***	***No***
			OU5-CSA-10-3817(47)-1	7/13/2001	7.3		mg/kg			
			OU5-CSA-10-3817(47)-2	7/13/2001	2.5	J	mg/kg			
CSA	***10***	***3818 47th Street***							***No***	***No***
			OU5-CSA-10-3818(47)-1	7/13/2001	6.8		mg/kg			
			OU5-CSA-10-3818(47)-2	7/13/2001	5.2		mg/kg			
OU4	***OU4***	***3819 48th Street***							***No***	***No***
			OU4-3819-1(0-6)	2/8/2001	4.76		mg/kg			
			OU4-3819-1(12-18)	2/8/2001	2.62		mg/kg			
			OU4-3819-2(0-6)	2/8/2001	5.02		mg/kg			
			OU4-3819-2(12-18)	2/8/2001	2.38		mg/kg			
			OU4-3819-3(0-6)	2/8/2001	6.14		mg/kg			
			OU4-3819-3(12-18)	2/8/2001	2.46		mg/kg			
			OU4-3819-4(0-6)	2/8/2001	6.67		mg/kg			
			OU4-3819-4(12-18)	2/8/2001	2.89		mg/kg			
			OU4-3819-SB-1	2/7/2001	2.2		mg/kg			
			OU4-3819-SB-2	2/7/2001	1.71		mg/kg			

Area	Group	Address	Sample ID	Sample Date	Result \1		Units	Duplicate Match	Specialty Boring?	Grid Sampled?
			OU4-3819-SB-3	2/7/2001	2.58		mg/kg			
			OU4-3819-SB-4	2/7/2001	1.53		mg/kg			
			OU4-3819-SB-5	2/7/2001	1.91		mg/kg			
			OU4-3819-SB-6	2/7/2001	1.87		mg/kg			
			OU4-3819-SB-DUP04	2/7/2001	1.51		mg/kg	OU4-3819-SB-2		
CTA	***1D***	***3819 49th Street***							***Yes***	***No***
			OU5-CTA-1D-3819(49)-1	6/25/2001	4.7		mg/kg			
			OU5-CTA-1D-3819(49)-2	6/25/2001	11.4		mg/kg			
			OU5-CTA-1D-3819(49)-3	6/25/2001	6.8		mg/kg			
			OU5-CTA-1D-3819(49)-4	6/25/2001	6		mg/kg			
			OU5-CTA-1D-3819(49)-SB-1	6/25/2001	2.4		mg/kg			
			OU5-CTA-1D-3819(49)-SB-2	6/25/2001	2.2	J	mg/kg			
			OU5-CTA-1D-3819(49)-SB-3	6/25/2001	3.9		mg/kg			
			OU5-CTA-1D-3819(49)-SB-4	6/25/2001	4		mg/kg			
			OU5-CTA-1D-3819(49)-SB-5	6/25/2001	5.2		mg/kg			
			OU5-CTA-1D-3819(49)-SB-6	6/25/2001	2.6		mg/kg			
			OU5-CTA-1D-3819(49)-SB-7	6/25/2001	3	J	mg/kg			
			OU5-CTA-1D-3819(49)-SB-8	6/25/2001	2.1	J	mg/kg			
			OU5-CTA-1D-3819(49)-SB-9	6/25/2001	1.3	J	mg/kg			
			OU5-CTA-1D-3819(49)-SB-DUP16	6/25/2001	1.1	J	mg/kg	OU5-CTA-1D-3819(49)-SB-9		
CTA	***1B***	***3820 52nd Street***							***No***	***No***
			OU5-CTA-1B-3820(52)-1	6/22/2001	3.6		mg/kg			
			OU5-CTA-1B-3820(52)-2	6/22/2001	3.7		mg/kg			
			OU5-CTA-1B-3820(52)-3	6/22/2001	2.6	J	mg/kg			
			OU5-CTA-1B-3820(52)-4	6/22/2001	4.2		mg/kg			
			OU5-CTA-1B-3820(52)-SB-1	6/22/2001	3		mg/kg			
			OU5-CTA-1B-3820(52)-SB-2	6/22/2001	2.7		mg/kg			
			OU5-CTA-1B-3820(52)-SB-3	6/22/2001	3.8		mg/kg			
			OU5-CTA-1B-3820(52)-SB-4	6/22/2001	2.3		mg/kg			
			OU5-CTA-1B-3820(52)-SB-5	6/22/2001	2	J	mg/kg			
			OU5-CTA-1B-3820(52)-SB-6	6/22/2001	1.3	J	mg/kg			
			OU5-CTA-1B-3820(52)-SB-7	6/22/2001	1.6	J	mg/kg			
			OU5-CTA-1B-3820(52)-SB-8	6/22/2001	0.93	JL	mg/kg			
CTA	***1C***	***3822 Fordham Road***							***Yes***	***Yes***
			OU5-CTA-1C-3822FR-1	8/21/2001	6.7		mg/kg			

Area	Group	Address	Sample ID	Sample Date	Result \1		Units	Duplicate Match	Specialty Boring?	Grid Sampled?
			OU5-CTA-1C-3822FR-2	8/21/2001	6.1		mg/kg			
			OU5-CTA-1C-3822FR-3	8/21/2001	16.7		mg/kg			
			OU5-CTA-1C-3822FR-4	8/21/2001	5.7		mg/kg			
			OU5-CTA-1C-3822FR-SB1	8/21/2001	2.6		mg/kg			
			OU5-CTA-1C-3822FR-SB2	8/21/2001	1.3	J	mg/kg			
			OU5-CTA-1C-3822FR-SB3	8/21/2001	0.54	U	mg/kg			
			OU5-CTA-1C-3822FR-SB4	8/21/2001	6		mg/kg			
			OU5-CTA-1C-3822FR-SB5	8/21/2001	0.55	U	mg/kg			
			OU5-CTA-1C-3822FR-SB6	8/21/2001	0.54	U	mg/kg			
CTA	***1D***	***3823 Fordham Road***							***Yes***	***No***
			OU5-CTA-1D-3823FR-1	6/7/2001	2.5		mg/kg			
			OU5-CTA-1D-3823FR-2	6/7/2001	2.3	J	mg/kg			
			OU5-CTA-1D-3823FR-3	6/7/2001	4.8		mg/kg			
			OU5-CTA-1D-3823FR-4	6/7/2001	2.7	J	mg/kg			
			OU5-CTA-1D-3823FR-SB1	6/7/2001	2.9		mg/kg			
			OU5-CTA-1D-3823FR-SB2	6/7/2001	1.5	J	mg/kg			
			OU5-CTA-1D-3823FR-SB3	6/7/2001	1.3	J	mg/kg			
			OU5-CTA-1D-3823FR-SB4	6/7/2001	2.8		mg/kg			
			OU5-CTA-1D-3823FR-SB5	6/7/2001	0.37	U	mg/kg			
			OU5-CTA-1D-3823FR-SB6	6/7/2001	0.81	J	mg/kg			
CSA	***8***	***3825 45th Street***							***No***	***No***
			OU5-CSA-8-3825(45)-1	11/15/2001	6.9		mg/kg			
			OU5-CSA-8-3825(45)-2	11/15/2001	3.8		mg/kg			
			OU5-CSA-8-3825(45)-DUP91	11/15/2001	3.5		mg/kg	OU5-CSA-8-3825(45)-2		
CTA	***1B***	***3825 52nd Street***							***No***	***No***
			OU5-CTA-1B-3825(52)-1	4/24/2002	3		mg/kg			
			OU5-CTA-1B-3825(52)-2	4/24/2002	4.2		mg/kg			
			OU5-CTA-1B-3825(52)-3	4/24/2002	4.9		mg/kg			
			OU5-CTA-1B-3825(52)-4	4/24/2002	8.5		mg/kg			
			OU5-CTA-1B-3825(52)-SB1	4/24/2002	2.1		mg/kg			
			OU5-CTA-1B-3825(52)-SB2	4/24/2002	1.4	J	mg/kg			
			OU5-CTA-1B-3825(52)-SB3	4/24/2002	3.5		mg/kg			
			OU5-CTA-1B-3825(52)-SB4	4/24/2002	4.6		mg/kg			
			OU5-CTA-1B-3825(52)-SB5	4/24/2002	3.6		mg/kg			
			OU5-CTA-1B-3825(52)-SB6	4/24/2002	1.9		mg/kg			

Area	Group	Address	Sample ID	Sample Date	Result \1		Units	Duplicate Match	Specialty Boring?	Grid Sampled?
CTA	1B	3828 52nd Street							No	No
			OU5-CTA-1B-3828(52)-1	8/27/2001	6.2		mg/kg			
			OU5-CTA-1B-3828(52)-2	8/27/2001	3.6		mg/kg			
			OU5-CTA-1B-3828(52)-3	8/27/2001	3		mg/kg			
			OU5-CTA-1B-3828(52)-4	8/27/2001	2.8	J	mg/kg			
			OU5-CTA-1B-3828(52)-SB1	8/27/2001	3		mg/kg			
			OU5-CTA-1B-3828(52)-SB2	8/27/2001	3.4		mg/kg			
			OU5-CTA-1B-3828(52)-SB3	8/27/2001	1.5	J	mg/kg			
			OU5-CTA-1B-3828(52)-SB4	8/27/2001	1.1	J	mg/kg			
			OU5-CTA-1B-3828(52)-SB5	8/27/2001	1.6	J	mg/kg			
			OU5-CTA-1B-3828(52)-SB6	8/27/2001	2.4		mg/kg			
CTA	1B	3838 52nd Street							Yes	No
			OU5-CTA-1B-3838(52)-1	6/22/2001	2.4	JL	mg/kg			
			OU5-CTA-1B-3838(52)-2	6/22/2001	3	L	mg/kg			
			OU5-CTA-1B-3838(52)-3	6/22/2001	1.7	JL	mg/kg			
			OU5-CTA-1B-3838(52)-4	6/22/2001	2.6	L	mg/kg			
			OU5-CTA-1B-3838(52)-SB-1	6/22/2001	5.3		mg/kg			
			OU5-CTA-1B-3838(52)-SB-10	6/22/2001	1.1	J	mg/kg			
			OU5-CTA-1B-3838(52)-SB-2	6/22/2001	1.4	J	mg/kg			
			OU5-CTA-1B-3838(52)-SB-3	6/22/2001	2.4		mg/kg			
			OU5-CTA-1B-3838(52)-SB-4	6/22/2001	2.4		mg/kg			
			OU5-CTA-1B-3838(52)-SB-5	6/22/2001	0.83	J	mg/kg			
			OU5-CTA-1B-3838(52)-SB-6	6/22/2001	1.3	J	mg/kg			
			OU5-CTA-1B-3838(52)-SB-7	6/22/2001	1.6	J	mg/kg			
			OU5-CTA-1B-3838(52)-SB-8	6/22/2001	0.99	J	mg/kg			
			OU5-CTA-1B-3838(52)-SB-9	6/22/2001	1.4	J	mg/kg			
CSA	8	3850 Nebraska Avenue, Lot 11							No	No
			OU5-CSA-8-L11-1	8/23/2001	7.3		mg/kg			
			OU5-CSA-8-L11-2	8/23/2001	6.2		mg/kg			
CSA	8	3850 Nebraska Avenue, Lot 12							No	No
			OU5-CSA-8-L12-1	8/23/2001	6		mg/kg			
			OU5-CSA-8-L12-2	8/23/2001	6.4		mg/kg			
CSA	8	3850 Nebraska Avenue, Lot 13							No	No
			OU5-CSA-8-L13-1	8/23/2001	6		mg/kg			
			OU5-CSA-8-L13-2	8/23/2001	6		mg/kg			

Area	Group	Address	Sample ID	Sample Date	Result \1		Units	Duplicate Match	Specialty Boring?	Grid Sampled?
CSA	8	3850 Nebraska Avenue, Lot 14							No	No
			OU5-CSA-8-L14-1	8/23/2001	7.1		mg/kg			
			OU5-CSA-8-L14-2	8/23/2001	5.7		mg/kg			
CSA	10	3880 University Avenue							Yes	No
			OU5-CSA-10-3880UA-1	7/26/2001	5.9		mg/kg			
			OU5-CSA-10-3880UA-2	7/26/2001	4.3		mg/kg			
			OU5-CSA-10-3880UA-SB-1	7/26/2001	3.4		mg/kg			
			OU5-CSA-10-3880UA-SB-2	7/26/2001	3.6		mg/kg			
			OU5-CSA-10-3880UA-SB-3	7/26/2001	6.2		mg/kg			
			OU5-CSA-10-3880UA-SB-4	7/26/2001	3.1		mg/kg			
			OU5-CSA-10-3880UA-SB-5	7/26/2001	4.8		mg/kg			
			OU5-CSA-10-3880UA-SB-6	7/26/2001	1.9	J	mg/kg			
			OU5-CSA-10-3880UA-SB-7	7/26/2001	0.48	J	mg/kg			
			OU5-CSA-10-3880UA-SB-8	7/26/2001	1.5	J	mg/kg			
CSA	4	3900 48th Street							No	No
			OU5-CSA-4-3900(48)-1	6/29/2001	2.9		mg/kg			
			OU5-CSA-4-3900(48)-2	6/29/2001	3.4		mg/kg			
CTA	1D	3900 49th Street							Yes	No
			OU5-CTA-1D-3900(49)-1	6/25/2001	4.3		mg/kg			
			OU5-CTA-1D-3900(49)-2	6/25/2001	4.6		mg/kg			
			OU5-CTA-1D-3900(49)-3	6/25/2001	4.1		mg/kg			
			OU5-CTA-1D-3900(49)-4	6/25/2001	5.3		mg/kg			
			OU5-CTA-1D-3900(49)-SB1	6/25/2001	4.6		mg/kg			
			OU5-CTA-1D-3900(49)-SB2	6/25/2001	2.5		mg/kg			
			OU5-CTA-1D-3900(49)-SB3	6/25/2001	4.2		mg/kg			
			OU5-CTA-1D-3900(49)-SB4	6/25/2001	3.2		mg/kg			
			OU5-CTA-1D-3900(49)-SB5	6/25/2001	4		mg/kg			
			OU5-CTA-1D-3900(49)-SB6	6/25/2001	2.6		mg/kg			
			OU5-CTA-1D-3900(49)-SB7	6/25/2001	1.8	J	mg/kg			
			OU5-CTA-1D-3900(49)-SB8	6/25/2001	1.3	J	mg/kg			
			OU5-CTA-1D-3900(49)-SB9	6/25/2001	1.2	J	mg/kg			
CSA	7	3900 Nebraska Avenue, Lot 1							Yes	No
			OU5-CSA-7-L1-1	8/27/2001	2.8	L	mg/kg			
			OU5-CSA-7-L1-2	8/27/2001	2.3	JL	mg/kg			
			OU5-CSA-7-L1-SB-DUP60	8/27/2001	3	JL	mg/kg	OU5-CSA-7-L1-SB4		

Area	Group	Address	Sample ID	Sample Date	Result \1		Units	Duplicate Match	Specialty Boring?	Grid Sampled?
			OU5-CSA-7-L1-SB1	8/27/2001	1.4	JL	mg/kg			
			OU5-CSA-7-L1-SB2	8/27/2001	1.4	JL	mg/kg			
			OU5-CSA-7-L1-SB3	8/27/2001	1.2	JL	mg/kg			
			OU5-CSA-7-L1-SB4	8/27/2001	0.74	UL	mg/kg			
			OU5-CSA-7-L1-SB5	8/27/2001	0.71	UL	mg/kg			
			OU5-CSA-7-L1-SB6	8/27/2001	0.78	JL	mg/kg			
CSA	***7***	***3900 Nebraska Avenue, Lot 13***							***No***	***No***
			OU5-CSA-7-L13-1	8/27/2001	4.1	L	mg/kg			
			OU5-CSA-7-L13-2	8/27/2001	4.5	L	mg/kg			
CSA	***7***	***3900 Nebraska Avenue, Lot 14***							***No***	***No***
			OU5-CSA-7-L14-1	8/27/2001	3.7	L	mg/kg			
			OU5-CSA-7-L14-2	8/27/2001	4.5	L	mg/kg			
CSA	***7***	***3900 Nebraska Avenue, Lot 16***							***No***	***Yes + 1' arsenic boring***
			OU5-CSA-7-L16-1	8/27/2001	5.4	L	mg/kg			
			OU5-CSA-7-L16-2	8/27/2001	16.4	UL	mg/kg			
CSA	***7***	***3900 Nebraska Avenue, Lot 2***							***Yes***	***No***
			OU5-CSA-7-L2-1	8/27/2001	4.2	L	mg/kg			
			OU5-CSA-7-L2-2	8/27/2001	2.6	L	mg/kg			
			OU5-CSA-7-L2-SBA1	8/27/2001	1.5	JL	mg/kg			
			OU5-CSA-7-L2-SBA2	8/27/2001	4	L	mg/kg			
			OU5-CSA-7-L2-SBA3	8/27/2001	3.6	L	mg/kg			
			OU5-CSA-7-L2-SBA4	8/27/2001	2.9	JL	mg/kg			
			OU5-CSA-7-L2-SBA5	8/27/2001	2.7	L	mg/kg			
			OU5-CSA-7-L2-SBA6	8/27/2001	2.2	JL	mg/kg			
			OU5-CSA-7-L2-SBA7	8/27/2001	0.66	UL	mg/kg			
			OU5-CSA-7-L2-SBA8	8/27/2001	2.2	JL	mg/kg			
			OU5-CSA-7-L2-SBA9	8/27/2001	2.8	L	mg/kg			
			OU5-CSA-7-L2-SBB1	8/27/2001	1.6	JL	mg/kg			
			OU5-CSA-7-L2-SBB2	8/27/2001	1.7	JL	mg/kg			
			OU5-CSA-7-L2-SBB3	8/27/2001	1	JL	mg/kg			
			OU5-CSA-7-L2-SBB4	8/27/2001	0.73	JL	mg/kg			
			OU5-CSA-7-L2-SBB5	8/27/2001	0.67	UL	mg/kg			
			OU5-CSA-7-L2-SBB6	8/27/2001	0.84	JL	mg/kg			
			OU5-CSA-7-L2-SBC1	8/27/2001	1.3	JL	mg/kg			
			OU5-CSA-7-L2-SBC2	8/27/2001	2	JL	mg/kg			

Area	Group	Address	Sample ID	Sample Date	Result \1	Units	Duplicate Match	Specialty Boring?	Grid Sampled?
			OU5-CSA-7-L2-SBC3	8/27/2001	0.76 JL	mg/kg			
			OU5-CSA-7-L2-SBC4	8/27/2001	1.4 JL	mg/kg			
			OU5-CSA-7-L2-SBC5	8/27/2001	1 JL	mg/kg			
			OU5-CSA-7-L2-SBC6	8/27/2001	2.1 JL	mg/kg			
			OU5-CSA-7-L2-SBC7	8/27/2001	2.7 L	mg/kg			
			OU5-CSA-7-L2-SBC8	8/27/2001	0.84 JL	mg/kg			
			OU5-CSA-7-L2-SBC9	8/27/2001	1.6 JL	mg/kg			
CSA	***7***	***3900 Nebraska Avenue, Lot 20***						***No***	***No***
			OU5-CSA-7-L20-1	8/27/2001	4.2 L	mg/kg			
			OU5-CSA-7-L20-2	8/27/2001	6 L	mg/kg			
CSA	***7***	***3900 Nebraska Avenue, Lot 21***						***No***	***No***
			OU5-CSA-7-L21-1	8/27/2001	3.7 L	mg/kg			
			OU5-CSA-7-L21-2	8/27/2001	5.1 L	mg/kg			
CSA	***7***	***3900 Nebraska Avenue, Lot 22***						***No***	***No***
			OU5-CSA-7-L22-1	8/27/2001	4.7 L	mg/kg			
			OU5-CSA-7-L22-2	8/27/2001	6.6 L	mg/kg			
CSA	***7***	***3900 Nebraska Avenue, Lot 24***						***No***	***No***
			OU5-CSA-7-L24-1	8/27/2001	5.9 L	mg/kg			
			OU5-CSA-7-L24-2	8/27/2001	6 L	mg/kg			
CSA	***7***	***3900 Nebraska Avenue, Lot 26***						***No***	***No***
			OU5-CSA-7-L26-1	8/27/2001	5.3 L	mg/kg			
			OU5-CSA-7-L26-2	8/27/2001	6.4 L	mg/kg			
CSA	***7***	***3900 Nebraska Avenue, Lot 27***						***No***	***No***
			OU5-CSA-7-L27-1	8/27/2001	6.2 L	mg/kg			
			OU5-CSA-7-L27-2	8/27/2001	5.3 L	mg/kg			
CSA	***7***	***3900 Nebraska Avenue, Lot 7***						***Yes***	***No***
			OU5-CSA-7-L7-1	8/27/2001	3.1 L	mg/kg			
			OU5-CSA-7-L7-2	8/27/2001	5.4 L	mg/kg			
			OU5-CSA-7-L7-DUP51	8/27/2001	3.9 L	mg/kg	OU5-CSA-7-L7-2		
			OU5-CSA-7-L7-SB1	8/27/2001	3.8 L	mg/kg			
			OU5-CSA-7-L7-SB2	8/27/2001	2.3 JL	mg/kg			
			OU5-CSA-7-L7-SB3	8/27/2001	2.7 L	mg/kg			
			OU5-CSA-7-L7-SB4	8/27/2001	3.5 L	mg/kg			

Area	Group	Address	Sample ID	Sample Date	Result \1		Units	Duplicate Match	Specialty Boring?	Grid Sampled?
			OU5-CSA-7-L7-SB5	8/27/2001	1.2	JL	mg/kg			
			OU5-CSA-7-L7-SB6	8/27/2001	0.62	UL	mg/kg			
			OU5-CSA-7-L7-SB7	8/27/2001	2	JL	mg/kg			
			OU5-CSA-7-L7-SB8	8/27/2001	1.6	JL	mg/kg			
CSA	***7***	***3900 Nebraska Avenue, Lot 8***							***No***	***No***
			OU5-CSA-7-L8-1	8/27/2001	2.5	JL	mg/kg			
			OU5-CSA-7-L8-2	8/27/2001	3.8	L	mg/kg			
CSA	***7***	***3900 Nebraska Avenue, Lot 9***							***No***	***No***
			OU5-CSA-7-L9-1	8/27/2001	3.9	L	mg/kg			
			OU5-CSA-7-L9-2	8/27/2001	4.3	L	mg/kg			
CSA	***4***	***3900 University Avenue***							***Yes***	***No***
			OU5-CSA-4-3900UA-1	7/6/2001	3.6		mg/kg			
			OU5-CSA-4-3900UA-2	7/6/2001	3.7		mg/kg			
			OU5-CSA-4-3900UA-SB1	8/6/2001	3.3		mg/kg			
			OU5-CSA-4-3900UA-SB2	8/6/2001	3.7		mg/kg			
			OU5-CSA-4-3900UA-SB3	8/6/2001	4.5		mg/kg			
			OU5-CSA-4-3900UA-SB4	8/6/2001	1.6	J	mg/kg			
			OU5-CSA-4-3900UA-SB5	8/6/2001	1.3	J	mg/kg			
			OU5-CSA-4-3900UA-SB6	8/6/2001	1.6	J	mg/kg			
			OU5-CSA-4-3900UA-SB7	8/6/2001	0.94	J	mg/kg			
CSA	***8***	***3901 45th Street***							***Yes***	***No***
			OU5-CSA-8-3901(45)-1	8/8/2001	10.3		mg/kg			
			OU5-CSA-8-3901(45)-2	8/8/2001	7.5		mg/kg			
			OU5-CSA-8-3901(45)-SB1	8/8/2001	3.1		mg/kg			
			OU5-CSA-8-3901(45)-SB10	8/8/2001	3.7		mg/kg			
			OU5-CSA-8-3901(45)-SB2	8/8/2001	5.3		mg/kg			
			OU5-CSA-8-3901(45)-SB3	8/8/2001	2.3	J	mg/kg			
			OU5-CSA-8-3901(45)-SB4	8/8/2001	1.7	J	mg/kg			
			OU5-CSA-8-3901(45)-SB5	8/8/2001	5.3		mg/kg			
			OU5-CSA-8-3901(45)-SB6	8/8/2001	1.5	J	mg/kg			
			OU5-CSA-8-3901(45)-SB7	8/8/2001	1.5	J	mg/kg			
			OU5-CSA-8-3901(45)-SB8	8/8/2001	2	J	mg/kg			
			OU5-CSA-8-3901(45)-SB9	8/8/2001	5.1		mg/kg			
CSA	***4***	***3901 47th Street***							***No***	***No***
			OU5-CSA-4-3901(47)-1	7/13/2001	6.3		mg/kg			

Area	Group	Address	Sample ID	Sample Date	Result \1	Units	Duplicate Match	Specialty Boring?	Grid Sampled?
			OU5-CSA-4-3901(47)-2	7/13/2001	5.4	mg/kg			
CTA	**1B**	**3901 52nd Street**						**No**	**No**
			OU5-CTA-1B-3901(52)-1	10/22/2001	2.8	mg/kg			
			OU5-CTA-1B-3901(52)-2	10/22/2001	7.9	mg/kg			
			OU5-CTA-1B-3901(52)-3	10/22/2001	4.6	mg/kg			
			OU5-CTA-1B-3901(52)-4	10/22/2001	6	mg/kg			
			OU5-CTA-1B-3901(52)-SB-DUP84	10/22/2001	1.8 J	mg/kg	OU5-CTA-1B-3901(52)-SB5		
			OU5-CTA-1B-3901(52)-SB1	10/22/2001	2.3 J	mg/kg			
			OU5-CTA-1B-3901(52)-SB2	10/22/2001	1.6 J	mg/kg			
			OU5-CTA-1B-3901(52)-SB3	10/22/2001	1.7 J	mg/kg			
			OU5-CTA-1B-3901(52)-SB4	10/22/2001	1.8 J	mg/kg			
			OU5-CTA-1B-3901(52)-SB5	10/22/2001	2.4	mg/kg			
			OU5-CTA-1B-3901(52)-SB6	10/22/2001	2.3	mg/kg			
CTA	**1D**	**3901 Fordham Road**						**Yes**	**No**
			OU5-CTA-1D-3901FR-1	12/3/2001	1.4 J	mg/kg			
			OU5-CTA-1D-3901FR-2	12/3/2001	1.4 J	mg/kg			
			OU5-CTA-1D-3901FR-3	12/3/2001	2.8	mg/kg			
			OU5-CTA-1D-3901FR-4	12/3/2001	3.7	mg/kg			
			OU5-CTA-1D-3901FR-SB1	12/3/2001	1 J	mg/kg			
			OU5-CTA-1D-3901FR-SB2	12/3/2001	1.7 J	mg/kg			
			OU5-CTA-1D-3901FR-SB3	12/3/2001	1.9 J	mg/kg			
			OU5-CTA-1D-3901FR-SB4	12/3/2001	2.4	mg/kg			
			OU5-CTA-1D-3901FR-SB5	12/3/2001	1.7 J	mg/kg			
			OU5-CTA-1D-3901FR-SB6	12/3/2001	0.61 J	mg/kg			
			OU5-CTA-1D-3901FR-SB7	12/3/2001	0.72 J	mg/kg			
			OU5-CTA-1D-3901FR-SB8	12/3/2001	0.81 J	mg/kg			
			OU5-CTA-1D-3901FR-SB9	12/3/2001	0.37 U	mg/kg			
CSA	**4**	**3905 47th Street**						**No**	**No**
			OU5-CSA-4-3905(47)-1	7/13/2001	3.8	mg/kg			
			OU5-CSA-4-3905(47)-2	7/13/2001	3 J	mg/kg			
			OU5-CSA-4-3905(47)-DUP20	7/13/2001	3.1	mg/kg	OU5-CSA-4-3905(47)-2		
CSA	**4**	**3906 47th Street**						**No**	**No**
			OU5-CSA-4-3906(47)-1	7/13/2001	3.8	mg/kg			
			OU5-CSA-4-3906(47)-2	7/13/2001	4.4	mg/kg			

Area	Group	Address	Sample ID	Sample Date	Result \1	Units	Duplicate Match	Specialty Boring?	Grid Sampled?
CSA	4	3908 48th Street						No	No
			OU5-CSA-4-3908(48)-1	7/6/2001	4.2	mg/kg			
			OU5-CSA-4-3908(48)-2	7/6/2001	4.1	mg/kg			
CTA	1D	3908 49th Street						No	No
			OU5-CTA-1D-3908(49)-1	7/16/2001	6 L	mg/kg			
			OU5-CTA-1D-3908(49)-2	7/16/2001	5.4 L	mg/kg			
			OU5-CTA-1D-3908(49)-3	7/16/2001	7.5 L	mg/kg			
			OU5-CTA-1D-3908(49)-4	7/16/2001	5.7 L	mg/kg			
			OU5-CTA-1D-3908(49)-DUP25	7/16/2001	4.2 L	mg/kg	OU5-CTA-1D-3908(49)-2		
			OU5-CTA-1D-3908(49)-SB-1	7/16/2001	14 L	mg/kg			
			OU5-CTA-1D-3908(49)-SB-2	7/16/2001	3.6 L	mg/kg			
			OU5-CTA-1D-3908(49)-SB-3	7/16/2001	3.1 L	mg/kg			
			OU5-CTA-1D-3908(49)-SB-4	7/16/2001	4.6 L	mg/kg			
			OU5-CTA-1D-3908(49)-SB-5	7/16/2001	2.3 L	mg/kg			
			OU5-CTA-1D-3908(49)-SB-6	7/16/2001	1.2 JL	mg/kg			
CSA	4	3909 48th Street						No	No
			OU5-CSA-4-3909(48)-1	7/13/2001	6.8	mg/kg			
			OU5-CSA-4-3909(48)-2	7/13/2001	4.5	mg/kg			
CSA	8	3910 44th Street						Yes	No
			OU5-CSA-8-3910(44)-1	12/3/2001	4.9	mg/kg			
			OU5-CSA-8-3910(44)-2	12/3/2001	6.3	mg/kg			
			OU5-CSA-8-3910(44)-SB1	12/3/2001	2.9	mg/kg			
			OU5-CSA-8-3910(44)-SB10	12/3/2001	8.7	mg/kg			
			OU5-CSA-8-3910(44)-SB2	12/3/2001	9.9	mg/kg			
			OU5-CSA-8-3910(44)-SB3	12/3/2001	5.5	mg/kg			
			OU5-CSA-8-3910(44)-SB4	12/3/2001	7.6	mg/kg			
			OU5-CSA-8-3910(44)-SB5	12/3/2001	3.6	mg/kg			
			OU5-CSA-8-3910(44)-SB6	12/3/2001	5.2	mg/kg			
			OU5-CSA-8-3910(44)-SB7	12/3/2001	2.4	mg/kg			
			OU5-CSA-8-3910(44)-SB8	12/3/2001	5.9	mg/kg			
			OU5-CSA-8-3910(44)-SB9	12/3/2001	12.1	mg/kg			
CSA	4	3910 47th Street						No	No
			OU5-CSA-4-3910(47)-1	6/18/2001	4.4	mg/kg			
			OU5-CSA-4-3910(47)-2	6/18/2001	4.5	mg/kg			

Area	Group	Address	Sample ID	Sample Date	Result \1		Units	Duplicate Match	Specialty Boring?	Grid Sampled?
CSA	4	3911 47th Street							No	No
			OU5-CSA-4-3911(47)-1	7/13/2001	2.7		mg/kg			
			OU5-CSA-4-3911(47)-2	7/13/2001	4.1		mg/kg			
CTA	1D	3913 49th Street							No	No
			OU5-CTA-1D-3913(49)-1	7/5/2001	3.5		mg/kg			
			OU5-CTA-1D-3913(49)-2	7/5/2001	3		mg/kg			
			OU5-CTA-1D-3913(49)-3	7/5/2001	5.5		mg/kg			
			OU5-CTA-1D-3913(49)-4	7/5/2001	5.5		mg/kg			
			OU5-CTA-1D-3913(49)-DUP15	7/5/2001	5.5		mg/kg	OU5-CTA-1D-3913(49)-4		
			OU5-CTA-1D-3913(49)-SB1	7/5/2001	6.1		mg/kg			
			OU5-CTA-1D-3913(49)-SB2	7/5/2001	2.8		mg/kg			
			OU5-CTA-1D-3913(49)-SB3	7/5/2001	3.9		mg/kg			
			OU5-CTA-1D-3913(49)-SB4	7/5/2001	3.2		mg/kg			
			OU5-CTA-1D-3913(49)-SB5	7/5/2001	1.2	J	mg/kg			
			OU5-CTA-1D-3913(49)-SB6	7/5/2001	1.1	J	mg/kg			
			OU5-CTA-1D-3913(49)-SB7	7/5/2001	1.2	J	mg/kg			
			OU5-CTA-1D-3913(49)-SB8	7/5/2001	0.51	J	mg/kg			
CTA	1D	3914 49th Street							No	No
			OU5-CTA-1D-3914(49)-1	6/14/2001	4.7		mg/kg			
			OU5-CTA-1D-3914(49)-2	6/14/2001	5		mg/kg			
			OU5-CTA-1D-3914(49)-3	6/14/2001	4.5		mg/kg			
			OU5-CTA-1D-3914(49)-4	6/14/2001	4		mg/kg			
			OU5-CTA-1D-3914(49)-DUP05	6/14/2001	5		mg/kg	OU5-CTA-1D-3914(49)-4		
			OU5-CTA-1D-3914(49)-SB1	6/14/2001	3.4		mg/kg			
			OU5-CTA-1D-3914(49)-SB2	6/14/2001	2.2		mg/kg			
			OU5-CTA-1D-3914(49)-SB3	6/14/2001	4.5		mg/kg			
			OU5-CTA-1D-3914(49)-SB4	6/14/2001	3		mg/kg			
			OU5-CTA-1D-3914(49)-SB5	6/14/2001	1.7	J	mg/kg			
			OU5-CTA-1D-3914(49)-SB6	6/14/2001	1.1	J	mg/kg			
			OU5-CTA-1D-3914(49)-SB7	6/14/2001	1.6	J	mg/kg			
			OU5-CTA-1D-3914(49)-SBDUP07	6/14/2001	2.6		mg/kg	OU5-CTA-1D-3914(49)-SB2		
CSA	4	3915 47th Street							No	No
			OU5-CSA-4-3915(47)-1	7/13/2001	3.6		mg/kg			
			OU5-CSA-4-3915(47)-2	7/13/2001	4.3		mg/kg			
			OU5-CSA-4-3915(47)-DUP22	7/13/2001	3.6		mg/kg	OU5-CSA-4-3915(47)-2		

Area	Group	Address	Sample ID	Sample Date	Result \1		Units	Duplicate Match	Specialty Boring?	Grid Sampled?
CSA	4	3915 48th Street							Yes	No
			OU5-CSA-4-3915(48)-1	7/13/2001	3.7		mg/kg			
			OU5-CSA-4-3915(48)-2	7/13/2001	2.8		mg/kg			
			OU5-CSA-4-3915(48)-SB1	8/8/2001	3.3		mg/kg			
			OU5-CSA-4-3915(48)-SB10	8/8/2001	2.1	J	mg/kg			
			OU5-CSA-4-3915(48)-SB2	8/8/2001	2.6		mg/kg			
			OU5-CSA-4-3915(48)-SB3	8/8/2001	1.7	J	mg/kg			
			OU5-CSA-4-3915(48)-SB4	8/8/2001	16.9		mg/kg			
			OU5-CSA-4-3915(48)-SB5	8/8/2001	5.1		mg/kg			
			OU5-CSA-4-3915(48)-SB6	8/8/2001	5.3		mg/kg			
			OU5-CSA-4-3915(48)-SB7	8/8/2001	3.1		mg/kg			
			OU5-CSA-4-3915(48)-SB8	8/8/2001	2.3	J	mg/kg			
			OU5-CSA-4-3915(48)-SB9	8/8/2001	0.83	J	mg/kg			
CTA	1D	3915 49th Street							No	No
			OU5-CTA-1D-3915(49)-1	7/12/2001	9.1		mg/kg			
			OU5-CTA-1D-3915(49)-2	7/12/2001	4.4		mg/kg			
			OU5-CTA-1D-3915(49)-3	7/12/2001	4.5		mg/kg			
			OU5-CTA-1D-3915(49)-4	7/12/2001	3		mg/kg			
			OU5-CTA-1D-3915(49)-SB-DUP30	7/12/2001	3.1		mg/kg	OU5-CTA-1D-3915(49)-SB6		
			OU5-CTA-1D-3915(49)-SB1	7/12/2001	5.6		mg/kg			
			OU5-CTA-1D-3915(49)-SB2	7/12/2001	4.9		mg/kg			
			OU5-CTA-1D-3915(49)-SB3	7/12/2001	4.5		mg/kg			
			OU5-CTA-1D-3915(49)-SB4	7/12/2001	2.4		mg/kg			
			OU5-CTA-1D-3915(49)-SB5	7/12/2001	1.3	J	mg/kg			
			OU5-CTA-1D-3915(49)-SB6	7/12/2001	1.2	J	mg/kg			
			OU5-CTA-1D-3915(49)-SB7	7/12/2001	1.3	J	mg/kg			
			OU5-CTA-1D-3915(49)-SB8	7/12/2001	1.9	J	mg/kg			
CSA	8	3916 44th Street							No	No
			OU5-CSA-8-3916(44)-1	2/14/2002	7		mg/kg			
			OU5-CSA-8-3916(44)-2	2/14/2002	7		mg/kg			
CSA	4	3916 47th Street							No	No
			OU5-CSA-4-3916(47)-1	5/1/2002	5.6		mg/kg			
			OU5-CSA-4-3916(47)-2	5/1/2002	6.5		mg/kg			

Area	Group	Address	Sample ID	Sample Date	Result \1	Units	Duplicate Match	Specialty Boring?	Grid Sampled?
CSA	4	3916 48th Street						No	No
			OU5-CSA-4-3916(48)-1	6/29/2001	3	mg/kg			
			OU5-CSA-4-3916(48)-2	6/29/2001	2.9	mg/kg			
CSA	4	3920 47th Street						No	No
			OU5-CSA-4-3920(47)-1	7/13/2001	4.5	mg/kg			
			OU5-CSA-4-3920(47)-2	7/13/2001	5.2	mg/kg			
CTA	1D	3920 49th Street						No	No
			OU5-CTA-1D-3920(49)-1	3/27/2002	4.7	mg/kg			
			OU5-CTA-1D-3920(49)-2	3/27/2002	4.4	mg/kg			
			OU5-CTA-1D-3920(49)-3	3/27/2002	5.3	mg/kg			
			OU5-CTA-1D-3920(49)-4	3/27/2002	4.4	mg/kg			
			OU5-CTA-1D-3920(49)-DUP111	3/27/2002	4.2	mg/kg	OU5-CTA-1D-3920(49)-2		
			OU5-CTA-1D-3920(49)-SB1	3/27/2002	2.5	mg/kg			
			OU5-CTA-1D-3920(49)-SB2	3/27/2002	2.6	mg/kg			
			OU5-CTA-1D-3920(49)-SB3	3/27/2002	1.9	mg/kg			
			OU5-CTA-1D-3920(49)-SB4	3/27/2002	1.4 J	mg/kg			
			OU5-CTA-1D-3920(49)-SB5	3/27/2002	1.1 J	mg/kg			
			OU5-CTA-1D-3920(49)-SB6	3/27/2002	2	mg/kg			
CTA	1D	3921 49th Street						No	No
			OU5-CTA-1D-3921(49)-1	7/5/2001	3.4	mg/kg			
			OU5-CTA-1D-3921(49)-2	7/5/2001	4.6	mg/kg			
			OU5-CTA-1D-3921(49)-3	7/5/2001	4.8	mg/kg			
			OU5-CTA-1D-3921(49)-4	7/5/2001	5.4	mg/kg			
			OU5-CTA-1D-3921(49)-SB-1	7/5/2001	1.7 J	mg/kg			
			OU5-CTA-1D-3921(49)-SB-2	7/5/2001	4.2	mg/kg			
			OU5-CTA-1D-3921(49)-SB-3	7/5/2001	1.9 J	mg/kg			
			OU5-CTA-1D-3921(49)-SB-4	7/5/2001	0.92 J	mg/kg			
			OU5-CTA-1D-3921(49)-SB-5	7/5/2001	0.91 J	mg/kg			
			OU5-CTA-1D-3921(49)-SB-6	7/5/2001	0.42 U	mg/kg			
			OU5-CTA-1D-3921(49)-SB-8	7/5/2001	0.96 J	mg/kg			
			OU5-CTA-1D-3921(49)-SB-9	7/5/2001	1.1 J	mg/kg			
			OU5-CTA-1D-3921(49)-SB7	7/5/2001	5 J	mg/kg			
CSA	8	3922 44th Street						No	No
			OU5-CSA-8-3922(44)-1	11/20/2001	6	mg/kg			

Area	Group	Address	Sample ID	Sample Date	Result \1	Units	Duplicate Match	Specialty Boring?	Grid Sampled?
			OU5-CSA-8-3922(44)-2	11/20/2001	4.3	mg/kg			
CTA	**1D**	**3933 Fordham Road**						**Yes**	**Yes**
			OU5-CTA-1D-3933FR-1	7/5/2001	8.2	mg/kg			
			OU5-CTA-1D-3933FR-2	7/5/2001	9.5	mg/kg			
			OU5-CTA-1D-3933FR-3	7/5/2001	18	mg/kg			
			OU5-CTA-1D-3933FR-4	7/5/2001	23.3	mg/kg			
			OU5-CTA-1D-3933FR-SB-DUP23	7/5/2001	0.62 J	mg/kg	OU5-CTA-1D-3933FR-SB4		
			OU5-CTA-1D-3933FR-SB1	7/5/2001	40.7	mg/kg			
			OU5-CTA-1D-3933FR-SB2	7/5/2001	1.4 J	mg/kg			
			OU5-CTA-1D-3933FR-SB3	7/5/2001	1.2 J	mg/kg			
			OU5-CTA-1D-3933FR-SB4	7/5/2001	0.55 J	mg/kg			
			OU5-CTA-1D-3933FR-SB5	7/5/2001	0.56 J	mg/kg			
			OU5-CTA-1D-3933FR-SB6	7/5/2001	0.59 J	mg/kg			
			OU5-CTA-1D-3933FR-SB7	7/5/2001	0.44 J	mg/kg			
CTA	**1D**	**3939 Fordham Road**						**No**	**No**
			OU5-1D-CTA-3939FR-1	6/7/2001	5.4	mg/kg			
			OU5-1D-CTA-3939FR-2	6/7/2001	5.1	mg/kg			
			OU5-1D-CTA-3939FR-3	6/7/2001	3.9	mg/kg			
			OU5-1D-CTA-3939FR-4	6/7/2001	3.2	mg/kg			
			OU5-1D-CTA-3939FR-SB-1	6/7/2001	2.1 J	mg/kg			
			OU5-1D-CTA-3939FR-SB-2	6/7/2001	2.2 J	mg/kg			
			OU5-1D-CTA-3939FR-SB-3	6/7/2001	1.2 J	mg/kg			
			OU5-1D-CTA-3939FR-SB-4	6/7/2001	1.7 J	mg/kg			
			OU5-1D-CTA-3939FR-SB-5	6/7/2001	1.5 J	mg/kg			
			OU5-1D-CTA-3939FR-SB-6	6/7/2001	2.4	mg/kg			
			OU5-1D-CTA-3939FR-SB-7	6/7/2001	4.6	mg/kg			
			OU5-1D-CTA-3939FR-SB-8	6/7/2001	1.7 J	mg/kg			
			OU5-1D-CTA-3939FR-SB-9	6/7/2001	0.93 J	mg/kg			
			OU5-1D-CTA-3939FR-SB-DUP03	6/7/2001	1.6 J	mg/kg	OU5-1D-CTA-3939FR-SB-8		
CTA	**1C**	**3940 Fordham Road**						**Yes**	**Yes**
			OU5-CTA-1C-3940FR-1	7/24/2001	3.7	mg/kg			
			OU5-CTA-1C-3940FR-2	7/24/2001	3.6	mg/kg			
			OU5-CTA-1C-3940FR-3	7/24/2001	3.5	mg/kg			
			OU5-CTA-1C-3940FR-4	7/24/2001	16.4	mg/kg			
			OU5-CTA-1C-3940FR-SB-1	7/24/2001	2.1 J	mg/kg			

Area	Group	Address	Sample ID	Sample Date	Result \1		Units	Duplicate Match	Specialty Boring?	Grid Sampled?
			OU5-CTA-1C-3940FR-SB-10	7/24/2001	3		mg/kg			
			OU5-CTA-1C-3940FR-SB-2	7/24/2001	2.5		mg/kg			
			OU5-CTA-1C-3940FR-SB-3	7/24/2001	3.4		mg/kg			
			OU5-CTA-1C-3940FR-SB-4	7/24/2001	4.2		mg/kg			
			OU5-CTA-1C-3940FR-SB-5	7/24/2001	4.1		mg/kg			
			OU5-CTA-1C-3940FR-SB-6	7/24/2001	5.7		mg/kg			
			OU5-CTA-1C-3940FR-SB-7	7/24/2001	5.1		mg/kg			
			OU5-CTA-1C-3940FR-SB-8	7/24/2001	4.7		mg/kg			
			OU5-CTA-1C-3940FR-SB-9	7/24/2001	4.1		mg/kg			
			OU5-CTA-1C-3940FR-SB-DUP37	7/24/2001	3.3		mg/kg	OU5-CTA-1C-3940FR-SB-3		
CTA	***1B***	***3949 52nd Street***							***No***	***No***
			OU5-CTA-1B-3949(52)-1	7/16/2001	4.4		mg/kg			
			OU5-CTA-1B-3949(52)-2	7/16/2001	5.6		mg/kg			
			OU5-CTA-1B-3949(52)-3	7/16/2001	3		mg/kg			
			OU5-CTA-1B-3949(52)-4	7/16/2001	6.4		mg/kg			
			OU5-CTA-1B-3949(52)-SB-1	7/16/2001	2.1	J	mg/kg			
			OU5-CTA-1B-3949(52)-SB-2	7/16/2001	3.2		mg/kg			
			OU5-CTA-1B-3949(52)-SB-3	7/16/2001	1.5	J	mg/kg			
			OU5-CTA-1B-3949(52)-SB-4	7/16/2001	2.7		mg/kg			
			OU5-CTA-1B-3949(52)-SB-5	7/16/2001	1.1	J	mg/kg			
			OU5-CTA-1B-3949(52)-SB-6	7/16/2001	1.9	J	mg/kg			
			OU5-CTA-1B-3949(52)-SB-DUP30	7/16/2001	0.92	J	mg/kg	OU5-CTA-1B-3949(52)-SB-3		
CSA	***4***	***4000 47th Street***							***No***	***Yes + 1' arsenic boring***
			OU5-CSA-4-4000(47)-1	10/24/2001	24.4		mg/kg			
			OU5-CSA-4-4000(47)-2	10/24/2001	23.5		mg/kg			
CTA	***1B***	***4000 52nd Street***							***No***	***No***
			OU5-CTA-1B-4000(52)-1	7/16/2001	3.3		mg/kg			
			OU5-CTA-1B-4000(52)-2	7/16/2001	3.1		mg/kg			
			OU5-CTA-1B-4000(52)-3	7/16/2001	4.2		mg/kg			
			OU5-CTA-1B-4000(52)-4	7/16/2001	3.6		mg/kg			
			OU5-CTA-1B-4000(52)-SB-1	7/16/2001	3		mg/kg			
			OU5-CTA-1B-4000(52)-SB-2	7/16/2001	1	J	mg/kg			
			OU5-CTA-1B-4000(52)-SB-3	7/16/2001	3.9		mg/kg			
			OU5-CTA-1B-4000(52)-SB-4	7/16/2001	3.8		mg/kg			
			OU5-CTA-1B-4000(52)-SB-5	7/16/2001	0.38	U	mg/kg			

Area	Group	Address	Sample ID	Sample Date	Result \1		Units	Duplicate Match	Specialty Boring?	Grid Sampled?
			OU5-CTA-1B-4000(52)-SB-6	7/16/2001	0.48	J	mg/kg			
			OU5-CTA-1B-4000(52)-SB-DUP31	7/16/2001	0.55	J	mg/kg	OU5-CTA-1B-4000(52)-SB-5		
CTA	**1C**	**4000 Fordham Road**							**No**	**No**
			OU5-CTA-1C-4000FR-1	7/2/2001	3.1		mg/kg			
			OU5-CTA-1C-4000FR-2	7/2/2001	5.4		mg/kg			
			OU5-CTA-1C-4000FR-3	7/2/2001	2.2	J	mg/kg			
			OU5-CTA-1C-4000FR-4	7/2/2001	2.8		mg/kg			
			OU5-CTA-1C-4000FR-DUP14	7/2/2001	3		mg/kg	OU5-CTA-1C-4000FR-1		
			OU5-CTA-1C-4000FR-SB1	7/2/2001	2.6		mg/kg			
			OU5-CTA-1C-4000FR-SB2	7/2/2001	1.4	J	mg/kg			
			OU5-CTA-1C-4000FR-SB3	7/2/2001	2.3		mg/kg			
			OU5-CTA-1C-4000FR-SB4	7/2/2001	1.2	J	mg/kg			
			OU5-CTA-1C-4000FR-SB5	7/2/2001	1.3	J	mg/kg			
			OU5-CTA-1C-4000FR-SB6	7/2/2001	2.2	J	mg/kg			
CSA	**7**	**4000 Nebraska Avenue, Lot 10**							**No**	**No**
			OU5-CSA-7-L10-1	11/7/2001	6	J	mg/kg			
			OU5-CSA-7-L10-2	11/7/2001	3.2	J	mg/kg			
CSA	**7**	**4000 Nebraska Avenue, Lot 11**							**No**	**No**
			OU5-CSA-7-L11-1	11/7/2001	5.8	J	mg/kg			
			OU5-CSA-7-L11-2	11/7/2001	4.6	J	mg/kg			
			OU5-CSA-7-L11-DUP84	11/7/2001	5.9	J	mg/kg	OU5-CSA-7-L11-1		
CSA	**7**	**4000 Nebraska Avenue, Lot 12**							**No**	**No**
			OU5-CSA-7-L12-1	11/7/2001	5.7	J	mg/kg			
			OU5-CSA-7-L12-2	11/7/2001	4.8	J	mg/kg			
CSA	**7**	**4000 Nebraska Avenue, Lot 15**							**No**	**No**
			OU5-CSA-7-L15-1	11/7/2001	3.6	J	mg/kg			
			OU5-CSA-7-L15-2	11/7/2001	4.1	J	mg/kg			
CSA	**7**	**4000 Nebraska Avenue, Lot 17**							**No**	**No**
			OU5-CSA-7-L17-1	11/7/2001	4.6	J	mg/kg			
			OU5-CSA-7-L17-2	11/7/2001	4.4	J	mg/kg			
CSA	**7**	**4000 Nebraska Avenue, Lot 18**							**No**	**No**
			OU5-CSA-7-L18-1	11/7/2001	4.6	J	mg/kg			

Area	Group	Address	Sample ID	Sample Date	Result \1	Units	Duplicate Match	Specialty Boring?	Grid Sampled?
			OU5-CSA-7-L18-2	11/7/2001	5.9 J	mg/kg			
CSA	7	4000 Nebraska Avenue, Lot 19						No	No
			OU5-CSA-7-L19-1	11/7/2001	5.3 J	mg/kg			
			OU5-CSA-7-L19-2	11/7/2001	3.8 J	mg/kg			
CSA	7	4000 Nebraska Avenue, Lot 23						No	No
			OU5-CSA-7-L23-1	11/7/2001	5.9 J	mg/kg			
			OU5-CSA-7-L23-2	11/7/2001	4.2 J	mg/kg			
CSA	7	4000 Nebraska Avenue, Lot 25						No	Yes + specialty boring
			OU5-CSA-7-L25-1	11/7/2001	89.2 J	mg/kg			
			OU5-CSA-7-L25-2	11/7/2001	4.3 J	mg/kg			
CSA	7	4000 Nebraska Avenue, Lot 3						No	No
			OU5-CSA-7-L3-1	11/7/2001	4.9 J	mg/kg			
			OU5-CSA-7-L3-2	11/7/2001	7.1 J	mg/kg			
CSA	7	4000 Nebraska Avenue, Lot 4						No	No
			OU5-CSA-7-L4-1	11/7/2001	3.1 J	mg/kg			
			OU5-CSA-7-L4-2	11/7/2001	6 J	mg/kg			
CSA	7	4000 Nebraska Avenue, Lot 5						No	No
			OU5-CSA-7-L5-1	11/7/2001	5.6 J	mg/kg			
			OU5-CSA-7-L5-2	11/7/2001	4.1 J	mg/kg			
CSA	7	4000 Nebraska Avenue, Lot 6						No	No
			OU5-CSA-7-L6-1	11/7/2001	6 J	mg/kg			
			OU5-CSA-7-L6-2	11/7/2001	5.9 J	mg/kg			
CSA	7	4000 Wisconsin Avenue, Lot 58						No	No
			OU5-CSA-7-L58-1	8/29/2002	4.3	mg/kg			
			OU5-CSA-7-L58-2	8/29/2002	4.3	mg/kg			
			OU5-CSA-7-L58-DUP116	8/29/2002	3.9	mg/kg	OU5-CSA-7-L58-1		
			OU5-CSA-7-L58-SB-DUP112	8/29/2002	2.8	mg/kg	OU5-CSA-7-L58-SB2		
			OU5-CSA-7-L58-SB1	8/29/2002	2.3	mg/kg			
			OU5-CSA-7-L58-SB2	8/29/2002	2.7	mg/kg			
			OU5-CSA-7-L58-SB3	8/29/2002	1.8	mg/kg			
			OU5-CSA-7-L58-SB4	8/29/2002	4.5	mg/kg			

Area	Group	Address	Sample ID	Sample Date	Result \1		Units	Duplicate Match	Specialty Boring?	Grid Sampled?
CSA	4	4001 47th Street							No	Yes + 1' arsenic boring
			OU5-CSA-4-4001(47)-1	11/14/2001	31.5		mg/kg			
			OU5-CSA-4-4001(47)-2	11/14/2001	30.4		mg/kg			
CSA	4	4004 47th Street - This property was grid sampled as 4000 47th St (same owner)							Yes	Yes
			OU5-CSA-4-4004(47)-1	1/8/2002	10.2		mg/kg			
			OU5-CSA-4-4004(47)-2	1/8/2002	14.3		mg/kg			
			OU5-CSA-4-4004(47)-SB1	1/8/2002	7		mg/kg			
			OU5-CSA-4-4004(47)-SB2	1/8/2002	1.1	J	mg/kg			
			OU5-CSA-4-4004(47)-SB3	1/8/2002	1	J	mg/kg			
			OU5-CSA-4-4004(47)-SB4	1/8/2002	1.6	J	mg/kg			
			OU5-CSA-4-4004(47)-SB5	1/8/2002	0.94	J	mg/kg			
			OU5-CSA-4-4004(47)-SB6	1/8/2002	1.2	J	mg/kg			
CSA	4	4004 48th Street							No	No
			OU5-CSA-4-4004(48)-1	7/13/2001	4.3		mg/kg			
			OU5-CSA-4-4004(48)-2	7/13/2001	2.5	J	mg/kg			
CTA	1D	4004 49th Street							No	Yes
			OU5-CTA-1D-4004(49)-1	9/6/2001	28.1		mg/kg			
			OU5-CTA-1D-4004(49)-2	9/6/2001	5.9		mg/kg			
			OU5-CTA-1D-4004(49)-3	9/6/2001	3.8		mg/kg			
			OU5-CTA-1D-4004(49)-4	9/6/2001	3.7		mg/kg			
			OU5-CTA-1D-4004(49)-DUP67	9/6/2001	1.2	J	mg/kg	OU5-CTA-1D-4004(49)-SB8		
			OU5-CTA-1D-4004(49)-SB1	9/6/2001	2.1	J	mg/kg			
			OU5-CTA-1D-4004(49)-SB2	9/6/2001	0.61	U	mg/kg			
			OU5-CTA-1D-4004(49)-SB3	9/6/2001	1.5	J	mg/kg			
			OU5-CTA-1D-4004(49)-SB4	9/6/2001	0.76	J	mg/kg			
			OU5-CTA-1D-4004(49)-SB5	9/6/2001	1.3	J	mg/kg			
			OU5-CTA-1D-4004(49)-SB6	9/6/2001	1.4	J	mg/kg			
			OU5-CTA-1D-4004(49)-SB7	9/6/2001	1.2	J	mg/kg			
			OU5-CTA-1D-4004(49)-SB8	9/6/2001	0.81	J	mg/kg			
			OU5-CTA-1D-4004(49)-SB9	9/6/2001	1	J	mg/kg			
CSA	4	4005 47th Street							No	Yes + 1' arsenic boring
			OU5-CSA-4-4005(47)-1	10/24/2001	28.7		mg/kg			
			OU5-CSA-4-4005(47)-2	10/24/2001	42		mg/kg			

Area	Group	Address	Sample ID	Sample Date	Result \1	Units	Duplicate Match	Specialty Boring?	Grid Sampled?
CTA	1B	4005 52nd Street						No	Yes
			OU5-CTA-1B-4005(52)-1	6/11/2001	7.3	mg/kg			
			OU5-CTA-1B-4005(52)-2	6/11/2001	9.6	mg/kg			
			OU5-CTA-1B-4005(52)-3	6/11/2001	80.2	mg/kg			
			OU5-CTA-1B-4005(52)-4	6/11/2001	50.7	mg/kg			
			OU5-CTA-1B-4005(52)-SB-1	6/11/2001	3.6	mg/kg			
			OU5-CTA-1B-4005(52)-SB-2	6/11/2001	2.2 J	mg/kg			
			OU5-CTA-1B-4005(52)-SB-3	6/11/2001	1.9 J	mg/kg			
			OU5-CTA-1B-4005(52)-SB-4	6/11/2001	3.3	mg/kg			
			OU5-CTA-1B-4005(52)-SB-5	6/11/2001	4.6	mg/kg			
			OU5-CTA-1B-4005(52)-SB-6	6/11/2001	3.8	mg/kg			
			OU5-CTA-1B-4005(52)-SB-DUP04	6/11/2001	1.9 J	mg/kg	OU5-CTA-1B-4005(52)-SB-3		
CSA	4	4007 49th Street						No	Yes + specialty boring
			OU5-CSA-4-4007(49)-1	6/29/2001	81.2	mg/kg			
			OU5-CSA-4-4007(49)-2	6/29/2001	18.6	mg/kg			
CSA	4	4008 47th Street						No	Yes + 1' arsenic boring
			OU5-CSA-4-4008(47)-1	10/24/2001	18.6	mg/kg			
			OU5-CSA-4-4008(47)-2	10/24/2001	21.4	mg/kg			
CSA	4	4009 47th Street						No	Yes + 1' arsenic boring
			OU5-CSA-4-4009(47)-1	10/24/2001	20.9	mg/kg			
			OU5-CSA-4-4009(47)-2	10/24/2001	26.6	mg/kg			
CSA	4	4009 48th Street						No	No
			OU5-CSA-4-4009(48)-1	7/13/2001	2.9	mg/kg			
			OU5-CSA-4-4009(48)-2	7/13/2001	2.8 J	mg/kg			
CSA	4	4010 48th Street						No	No
			OU5-CSA-4-4010(48)-1	6/12/2001	3.3	mg/kg			
			OU5-CSA-4-4010(48)-2	6/12/2001	3.5	mg/kg			
CTA	1B	4010 51st Street						No	No
			OU5-CTA-1B-4010(51)-1	7/19/2001	4.3	mg/kg			
			OU5-CTA-1B-4010(51)-2	7/19/2001	5	mg/kg			
			OU5-CTA-1B-4010(51)-3	7/19/2001	3.9	mg/kg			
			OU5-CTA-1B-4010(51)-4	7/19/2001	3.6	mg/kg			

Area	Group	Address	Sample ID	Sample Date	Result \1		Units	Duplicate Match	Specialty Boring?	Grid Sampled?
			OU5-CTA-1B-4010(51)-SB-1	7/19/2001	2.6		mg/kg			
			OU5-CTA-1B-4010(51)-SB-10	7/19/2001	4.6		mg/kg			
			OU5-CTA-1B-4010(51)-SB-2	7/19/2001	2.8		mg/kg			
			OU5-CTA-1B-4010(51)-SB-3	7/19/2001	4.1		mg/kg			
			OU5-CTA-1B-4010(51)-SB-4	7/19/2001	3.7		mg/kg			
			OU5-CTA-1B-4010(51)-SB-5	7/19/2001	3.7		mg/kg			
			OU5-CTA-1B-4010(51)-SB-6	7/19/2001	5.1		mg/kg			
			OU5-CTA-1B-4010(51)-SB-7	7/19/2001	4.2		mg/kg			
			OU5-CTA-1B-4010(51)-SB-8	7/19/2001	3.5		mg/kg			
			OU5-CTA-1B-4010(51)-SB-9	7/19/2001	4.7		mg/kg			
CSA	***7***	***4010 Van Ness Street***							***Yes***	***No***
			OU5-CSA-7-4010VNS-1	7/26/2001	5.6		mg/kg			
			OU5-CSA-7-4010VNS-2	7/26/2001	5.1		mg/kg			
			OU5-CSA-7-4010VNS-DUP39	7/26/2001	10		mg/kg	OU5-CSA-7-4010VNS-SB-3		
			OU5-CSA-7-4010VNS-SB-1	7/26/2001	4.7		mg/kg			
			OU5-CSA-7-4010VNS-SB-2	7/26/2001	3.4		mg/kg			
			OU5-CSA-7-4010VNS-SB-3	7/26/2001	8.3		mg/kg			
			OU5-CSA-7-4010VNS-SB-4	7/26/2001	13.2		mg/kg			
			OU5-CSA-7-4010VNS-SB-5	7/26/2001	3.5		mg/kg			
			OU5-CSA-7-4010VNS-SB-6	7/26/2001	5.9		mg/kg			
			OU5-CSA-7-4010VNS-SB-7	7/26/2001	7.2		mg/kg			
			OU5-CSA-7-4010VNS-SB-8	7/26/2001	7.7		mg/kg			
			OU5-CSA-7-4010VNS-SB-9	7/26/2001	6.2		mg/kg			
CSA	***4***	***4012 47th Street***							***No***	***Yes + specialty boring***
			OU5-CSA-4-4012(47)-1	10/24/2001	26.4		mg/kg			
			OU5-CSA-4-4012(47)-2	10/24/2001	22.7		mg/kg			
			OU5-CSA-4-4012(47)-DUP78	10/24/2001	45		mg/kg	OU5-CSA-4-4012(47)-1		
CTA	***1D***	***4014 49th Street***							***No***	***No***
			OU5-CTA-1D-4014(49)-1	6/6/2001	4.2		mg/kg			
			OU5-CTA-1D-4014(49)-2	6/6/2001	4.2		mg/kg			
			OU5-CTA-1D-4014(49)-3	6/6/2001	2.5	J	mg/kg			
			OU5-CTA-1D-4014(49)-4	6/6/2001	2.2	J	mg/kg			
			OU5-CTA-1D-4014(49)-SB-1	6/6/2001	2.1	J	mg/kg			
			OU5-CTA-1D-4014(49)-SB-2	6/6/2001	0.49	J	mg/kg			
			OU5-CTA-1D-4014(49)-SB-3	6/6/2001	0.88	J	mg/kg			
			OU5-CTA-1D-4014(49)-SB-4	6/6/2001	0.83	J	mg/kg			

Area	Group	Address	Sample ID	Sample Date	Result \1		Units	Duplicate Match	Specialty Boring?	Grid Sampled?
			OU5-CTA-1D-4014(49)-SB-5	6/6/2001	1.1	J	mg/kg			
			OU5-CTA-1D-4014(49)-SB-6	6/6/2001	0.84	J	mg/kg			
			OU5-CTA-1D-4014(49)-SB-7	6/6/2001	0.43	U	mg/kg			
			OU5-CTA-1D-4014(49)-SB-DUP02	6/6/2001	0.85	J	mg/kg	OU5-CTA-1D-4014(49)-SB-6		
CSA	***4***	***4015 49th Street***							***No***	***No***
			OU5-CSA-4-4015(49)-1	7/6/2001	3.7		mg/kg			
			OU5-CSA-4-4015(49)-2	7/6/2001	4.5		mg/kg			
CTA	***1C***	***4015 51st Street***							***No***	***No***
			OU5-CTA-1C-4015(51)-1	6/6/2001	3.5		mg/kg			
			OU5-CTA-1C-4015(51)-2	6/6/2001	2.5	J	mg/kg			
			OU5-CTA-1C-4015(51)-3	6/6/2001	4.1		mg/kg			
			OU5-CTA-1C-4015(51)-4	6/6/2001	5.6		mg/kg			
			OU5-CTA-1C-4015(51)-SB-1	6/6/2001	2.5		mg/kg			
			OU5-CTA-1C-4015(51)-SB-2	6/6/2001	0.49	J	mg/kg			
			OU5-CTA-1C-4015(51)-SB-3	6/6/2001	2	J	mg/kg			
			OU5-CTA-1C-4015(51)-SB-4	6/6/2001	0.66	J	mg/kg			
			OU5-CTA-1C-4015(51)-SB-5	6/6/2001	1	J	mg/kg			
			OU5-CTA-1C-4015(51)-SB-6	6/6/2001	0.42	U	mg/kg			
			OU5-CTA-1C-4015(51)-SB-7	6/6/2001	0.43	U	mg/kg			
			OU5-CTA-1C-4015(51)-SB-8	6/6/2001	0.45	U	mg/kg			
			OU5-CTA-1C-4015(51)-SB-9	6/6/2001	0.43	U	mg/kg			
CTA	***1B***	***4015 52nd Street***							***No***	***Yes***
			OU5-CTA-1B-4015(52)-1	6/8/2001	5.2		mg/kg			
			OU5-CTA-1B-4015(52)-2	6/8/2001	7.1		mg/kg			
			OU5-CTA-1B-4015(52)-3	6/8/2001	27.1		mg/kg			
			OU5-CTA-1B-4015(52)-4	6/8/2001	3.8		mg/kg			
			OU5-CTA-1B-4015(52)-SB-1	6/8/2001	2.2	J	mg/kg			
			OU5-CTA-1B-4015(52)-SB-2	6/8/2001	1.1	J	mg/kg			
			OU5-CTA-1B-4015(52)-SB-3	6/8/2001	2.6		mg/kg			
			OU5-CTA-1B-4015(52)-SB-4	6/8/2001	2.3	J	mg/kg			
			OU5-CTA-1B-4015(52)-SB-5	6/8/2001	3		mg/kg			
			OU5-CTA-1B-4015(52)-SB-6	6/8/2001	2.8		mg/kg			
CSA	***4***	***4016 47th Street***							***No***	***Yes + 1' arsenic boring***
			OU5-CSA-4-4016(47)-1	10/24/2001	32.3		mg/kg			
			OU5-CSA-4-4016(47)-2	10/24/2001	30.7		mg/kg			

Area	Group	Address	Sample ID	Sample Date	Result \1		Units	Duplicate Match	Specialty Boring?	Grid Sampled?
CSA	4	4016 48th Street							No	No
			OU5-CSA-4-4016(48)-1	10/24/2001	5.5		mg/kg			
			OU5-CSA-4-4016(48)-2	10/24/2001	3.1		mg/kg			
CSA	4	4017 48th Street							No	No
			OU5-CSA-4-4017(48)-1	9/19/2001	5	J	mg/kg			
			OU5-CSA-4-4017(48)-2	9/19/2001	3.5	J	mg/kg			
CTA	1D	4020 49th Street							No	No
			OU5-CTA-1D-4020(49)-1	6/6/2001	3.8	JK	mg/kg			
			OU5-CTA-1D-4020(49)-2	6/6/2001	3.9	JK	mg/kg			
			OU5-CTA-1D-4020(49)-3	6/6/2001	3.2	JK	mg/kg			
			OU5-CTA-1D-4020(49)-4	6/6/2001	4.6	JK	mg/kg			
			OU5-CTA-1D-4020(49)-DUP01	6/6/2001	5.2	JK	mg/kg	OU5-CTA-1D-4020(49)-4		
			OU5-CTA-1D-4020(49)-SB-1	6/6/2001	1.4	JK	mg/kg			
			OU5-CTA-1D-4020(49)-SB-2	6/6/2001	1.8	JK	mg/kg			
			OU5-CTA-1D-4020(49)-SB-3	6/6/2001	1.4	JK	mg/kg			
			OU5-CTA-1D-4020(49)-SB-4	6/6/2001	2.3	JK	mg/kg			
			OU5-CTA-1D-4020(49)-SB-5	6/6/2001	0.42	U	mg/kg			
			OU5-CTA-1D-4020(49)-SB-6	6/6/2001	0.86	U	mg/kg			
CTA	1B	4020 51st Street							No	No
			OU5-CTA-1B-4020(51)-1	6/18/2001	5.1		mg/kg			
			OU5-CTA-1B-4020(51)-2	6/18/2001	5.4		mg/kg			
			OU5-CTA-1B-4020(51)-3	6/18/2001	4.9		mg/kg			
			OU5-CTA-1B-4020(51)-4	6/18/2001	6.2		mg/kg			
			OU5-CTA-1B-4020(51)-DUP07	6/18/2001	5.7		mg/kg	OU5-CTA-1B-4020(51)-3		
			OU5-CTA-1B-4020(51)-SB-1	6/18/2001	4.4		mg/kg			
			OU5-CTA-1B-4020(51)-SB-2	6/18/2001	0.77		mg/kg			
			OU5-CTA-1B-4020(51)-SB-3	6/18/2001	0.65		mg/kg			
			OU5-CTA-1B-4020(51)-SB-4	6/18/2001	0.59		mg/kg			
			OU5-CTA-1B-4020(51)-SB-5	6/18/2001	1.4		mg/kg			
			OU5-CTA-1B-4020(51)-SB-6	6/18/2001	2.4		mg/kg			
CTA	1C	4020 Fordham Road							Yes	No
			OU5-CTA-1C-4020FR-1	7/31/2001	3.9		mg/kg			
			OU5-CTA-1C-4020FR-2	7/31/2001	3.2		mg/kg			
			OU5-CTA-1C-4020FR-3	7/31/2001	4.7		mg/kg			
			OU5-CTA-1C-4020FR-4	7/31/2001	5		mg/kg			

Area	Group	Address	Sample ID	Sample Date	Result \1		Units	Duplicate Match	Specialty Boring?	Grid Sampled?
			OU5-CTA-1C-4020FR-SB-1	7/31/2001	1.2	J	mg/kg			
			OU5-CTA-1C-4020FR-SB-2	7/31/2001	0.57	U	mg/kg			
			OU5-CTA-1C-4020FR-SB-3	7/31/2001	2.1	J	mg/kg			
			OU5-CTA-1C-4020FR-SB-4	7/31/2001	2	J	mg/kg			
			OU5-CTA-1C-4020FR-SB-5	7/31/2001	0.75	J	mg/kg			
			OU5-CTA-1C-4020FR-SB-6	7/31/2001	0.56	U	mg/kg			
			OU5-CTA-1C-4020FR-SB-DUP41	7/31/2001	0.62	J	mg/kg	OU5-CTA-1C-4020FR-SB-5		
CSA	***4***	***4021 48th Street***							***No***	***No***
			OU5-CSA-4-4021(48)-1	7/13/2001	3		mg/kg			
			OU5-CSA-4-4021(48)-2	7/13/2001	4.2		mg/kg			
CTA	***1D***	***4021 Fordham Road***							***Yes***	***No***
			OU5-CTA-1D-4021FR-1	7/30/2001	3.3		mg/kg			
			OU5-CTA-1D-4021FR-2	7/30/2001	3.9		mg/kg			
			OU5-CTA-1D-4021FR-3	7/30/2001	3.5		mg/kg			
			OU5-CTA-1D-4021FR-4	7/30/2001	3.5		mg/kg			
			OU5-CTA-1D-4021FR-DUP36	7/30/2001	3.8		mg/kg	OU5-CTA-1D-4021FR-4		
			OU5-CTA-1D-4021FR-SB-1	7/30/2001	1.9	J	mg/kg			
			OU5-CTA-1D-4021FR-SB-2	7/30/2001	5.7		mg/kg			
			OU5-CTA-1D-4021FR-SB-3	7/30/2001	1.5	J	mg/kg			
			OU5-CTA-1D-4021FR-SB-4	7/30/2001	1.6	J	mg/kg			
			OU5-CTA-1D-4021FR-SB-5	7/30/2001	0.54	J	mg/kg			
			OU5-CTA-1D-4021FR-SB-6	7/30/2001	0.37	U	mg/kg			
CTA	***1B***	***4030 51st Street***							***No***	***No***
			OU5-CTA-1B-4030(51)-1	6/6/2001	3.6		mg/kg			
			OU5-CTA-1B-4030(51)-2	6/6/2001	4.6		mg/kg			
			OU5-CTA-1B-4030(51)-3	6/6/2001	5.1		mg/kg			
			OU5-CTA-1B-4030(51)-4	6/6/2001	5		mg/kg			
			OU5-CTA-1B-4030(51)-SB-1	6/6/2001	2.1	J	mg/kg			
			OU5-CTA-1B-4030(51)-SB-2	6/6/2001	2.6		mg/kg			
			OU5-CTA-1B-4030(51)-SB-3	6/6/2001	2.4	J	mg/kg			
			OU5-CTA-1B-4030(51)-SB-4	6/6/2001	2.3	J	mg/kg			
			OU5-CTA-1B-4030(51)-SB-5	6/6/2001	1.6	J	mg/kg			
CTA	***1B***	***4040 51st Street***							***No***	***No***
			OU5-CTA-1B-4040(51)-1	6/25/2001	4.1		mg/kg			
			OU5-CTA-1B-4040(51)-2	6/25/2001	5.5		mg/kg			

Area	Group	Address	Sample ID	Sample Date	Result \1		Units	Duplicate Match	Specialty Boring?	Grid Sampled?
			OU5-CTA-1B-4040(51)-3	6/25/2001	7.7		mg/kg			
			OU5-CTA-1B-4040(51)-4	6/25/2001	6.4		mg/kg			
			OU5-CTA-1B-4040(51)-SB1	6/25/2001	2.6		mg/kg			
			OU5-CTA-1B-4040(51)-SB2	6/25/2001	1.7	J	mg/kg			
			OU5-CTA-1B-4040(51)-SB3	6/25/2001	3.1		mg/kg			
			OU5-CTA-1B-4040(51)-SB4	6/25/2001	2.4		mg/kg			
			OU5-CTA-1B-4040(51)-SB5	6/25/2001	2.4	J	mg/kg			
			OU5-CTA-1B-4040(51)-SB6	6/25/2001	3.6		mg/kg			
CTA	***1B***	***4040 52nd Street***							***Yes***	***No***
			OU5-CTA-1B-4040(52)-1	10/23/2001	3.7		mg/kg			
			OU5-CTA-1B-4040(52)-2	10/23/2001	3.8		mg/kg			
			OU5-CTA-1B-4040(52)-3	10/23/2001	5.5		mg/kg			
			OU5-CTA-1B-4040(52)-4	10/23/2001	4.8		mg/kg			
			OU5-CTA-1B-4040(52)-SB-DUP86	10/23/2001	0.47	J	mg/kg	OU5-CTA-1B-4040(52)-SB5		
			OU5-CTA-1B-4040(52)-SB1	10/23/2001	2.2	J	mg/kg			
			OU5-CTA-1B-4040(52)-SB2	10/23/2001	1.7	J	mg/kg			
			OU5-CTA-1B-4040(52)-SB3	10/23/2001	0.37	U	mg/kg			
			OU5-CTA-1B-4040(52)-SB4	10/23/2001	2	J	mg/kg			
			OU5-CTA-1B-4040(52)-SB5	10/23/2001	0.8	J	mg/kg			
			OU5-CTA-1B-4040(52)-SB6	10/23/2001	0.38	U	mg/kg			
CTA	***1B***	***4050 52nd Street***							***Yes***	***No***
			OU5-CTA-1B-4050(52)-1	7/19/2001	5.1		mg/kg			
			OU5-CTA-1B-4050(52)-2	7/19/2001	4.2		mg/kg			
			OU5-CTA-1B-4050(52)-3	7/19/2001	4.3		mg/kg			
			OU5-CTA-1B-4050(52)-4	7/19/2001	3.4	J	mg/kg			
			OU5-CTA-1B-4050(52)-SB-1	7/19/2001	3.4		mg/kg			
			OU5-CTA-1B-4050(52)-SB-2	7/19/2001	2.3		mg/kg			
			OU5-CTA-1B-4050(52)-SB-3	7/19/2001	2.1		mg/kg			
			OU5-CTA-1B-4050(52)-SB-4	7/19/2001	2.1		mg/kg			
			OU5-CTA-1B-4050(52)-SB-5	7/19/2001	1.9	J	mg/kg			
CTA	***1B***	***4054 52nd Terrace***							***Yes***	***No***
			OU5-CTA-1B-4054(52T)-1	8/2/2001	2.5	J	mg/kg			
			OU5-CTA-1B-4054(52T)-2	8/2/2001	4.7		mg/kg			
			OU5-CTA-1B-4054(52T)-3	8/2/2001	4.1		mg/kg			
			OU5-CTA-1B-4054(52T)-4	8/2/2001	7.2		mg/kg			

Area	Group	Address	Sample ID	Sample Date	Result \1		Units	Duplicate Match	Specialty Boring?	Grid Sampled?
			OU5-CTA-1B-4054(52T)-SB-1	8/2/2001	1.1	J	mg/kg			
			OU5-CTA-1B-4054(52T)-SB-2	8/2/2001	1.6	J	mg/kg			
			OU5-CTA-1B-4054(52T)-SB-3	8/2/2001	1.8	J	mg/kg			
			OU5-CTA-1B-4054(52T)-SB-4	8/2/2001	1.3	J	mg/kg			
			OU5-CTA-1B-4054(52T)-SB-5	8/2/2001	0.87	J	mg/kg			
			OU5-CTA-1B-4054(52T)-SB-6	8/2/2001	0.62	J	mg/kg			
			OU5-CTA-1B-4054(52T)-SB-DUP45	8/2/2001	3.1		mg/kg	OU5-CTA-1B-4054(52T)-SB-3		
CTA	***1B***	***4055 52nd Terrace***							***Yes***	***No***
			OU5-CTA-1B-4055(52T)-1	6/7/2001	6.6		mg/kg			
			OU5-CTA-1B-4055(52T)-2	6/7/2001	3.4		mg/kg			
			OU5-CTA-1B-4055(52T)-3	6/7/2001	6		mg/kg			
			OU5-CTA-1B-4055(52T)-4	6/7/2001	5.5		mg/kg			
			OU5-CTA-1B-4055(52T)-SB DUP02	6/7/2001	1.4	J	mg/kg	OU5-CTA-1B-4055(52T)-SB3		
			OU5-CTA-1B-4055(52T)-SB1	6/7/2001	2.5		mg/kg			
			OU5-CTA-1B-4055(52T)-SB2	6/7/2001	3.5		mg/kg			
			OU5-CTA-1B-4055(52T)-SB3	6/7/2001	1.3	J	mg/kg			
			OU5-CTA-1B-4055(52T)-SB4	6/7/2001	1	J	mg/kg			
			OU5-CTA-1B-4055(52T)-SB5	6/7/2001	0.89	J	mg/kg			
			OU5-CTA-1B-4055(52T)-SB6	6/7/2001	0.54	J	mg/kg			
			OU5-CTA-1B-4055(52T)-SB7	6/7/2001	0.7	J	mg/kg			
CTA	***1B***	***4060 52nd Terrace***							***Yes***	***No***
			OU5-CTA-1B-4060(52T)-1	8/2/2001	3	J	mg/kg			
			OU5-CTA-1B-4060(52T)-2	8/2/2001	2.6		mg/kg			
			OU5-CTA-1B-4060(52T)-3	8/2/2001	3.3		mg/kg			
			OU5-CTA-1B-4060(52T)-4	8/2/2001	6.1		mg/kg			
			OU5-CTA-1B-4060(52T)-SB-1	8/2/2001	1.1	J	mg/kg			
			OU5-CTA-1B-4060(52T)-SB-10	8/2/2001	0.51	J	mg/kg			
			OU5-CTA-1B-4060(52T)-SB-2	8/2/2001	1.6	J	mg/kg			
			OU5-CTA-1B-4060(52T)-SB-3	8/2/2001	2.2		mg/kg			
			OU5-CTA-1B-4060(52T)-SB-4	8/2/2001	2.1	J	mg/kg			
			OU5-CTA-1B-4060(52T)-SB-5	8/2/2001	2.1	J	mg/kg			
			OU5-CTA-1B-4060(52T)-SB-6	8/2/2001	2.7		mg/kg			
			OU5-CTA-1B-4060(52T)-SB-7	8/2/2001	3.1		mg/kg			
			OU5-CTA-1B-4060(52T)-SB-8	8/2/2001	2.2		mg/kg			
			OU5-CTA-1B-4060(52T)-SB-9	8/2/2001	0.67	J	mg/kg			

Area	Group	Address	Sample ID	Sample Date	Result \1	Units	Duplicate Match	Specialty Boring?	Grid Sampled?
			OU5-CTA-1B-4060(52T)-SB-DUP44	8/2/2001	1.1 J	mg/kg	OU5-CTA-1B-4060(52T)-SB-3		
CTA	**1B**	**4070 52nd Street**						**Yes**	**Yes**
			OU5-CTA-1B-4070(52)-1	10/23/2001	14.4	mg/kg			
			OU5-CTA-1B-4070(52)-2	10/23/2001	6.2	mg/kg			
			OU5-CTA-1B-4070(52)-3	10/23/2001	12.3	mg/kg			
			OU5-CTA-1B-4070(52)-4	10/23/2001	7.4	mg/kg			
			OU5-CTA-1B-4070(52)-DUP77	10/23/2001	9.9	mg/kg	OU5-CTA-1B-4070(52)-3		
			OU5-CTA-1B-4070(52)-SB1	10/23/2001	2.2	mg/kg			
			OU5-CTA-1B-4070(52)-SB2	10/23/2001	3.4	mg/kg			
			OU5-CTA-1B-4070(52)-SB3	10/23/2001	2.9	mg/kg			
			OU5-CTA-1B-4070(52)-SB4	10/23/2001	1.3 J	mg/kg			
			OU5-CTA-1B-4070(52)-SB5	10/23/2001	2.4	mg/kg			
			OU5-CTA-1B-4070(52)-SB6	10/23/2001	1.3 J	mg/kg			
			OU5-CTA-1B-4070(52)-SB7	10/23/2001	1 J	mg/kg			
CTA	**1D**	**4100 49th Street**						**No**	**No**
			OU5-CTA-1D-4100(49)-1	8/28/2001	4.7	mg/kg			
			OU5-CTA-1D-4100(49)-2	8/28/2001	5.4	mg/kg			
			OU5-CTA-1D-4100(49)-3	8/28/2001	3.6	mg/kg			
			OU5-CTA-1D-4100(49)-4	8/28/2001	3.8	mg/kg			
			OU5-CTA-1D-4100(49)-DUP52	8/28/2001	5.1	mg/kg	OU5-CTA-1D-4100(49)-2		
			OU5-CTA-1D-4100(49)-SB1	8/28/2001	2.8	mg/kg			
			OU5-CTA-1D-4100(49)-SB2	8/28/2001	1.6 J	mg/kg			
			OU5-CTA-1D-4100(49)-SB3	8/28/2001	1.4 J	mg/kg			
			OU5-CTA-1D-4100(49)-SB4	8/28/2001	3.1	mg/kg			
			OU5-CTA-1D-4100(49)-SB5	8/28/2001	2.9	mg/kg			
			OU5-CTA-1D-4100(49)-SB6	8/28/2001	3.9	mg/kg			
			OU5-CTA-1D-4100(49)-SB7	8/28/2001	1.9 J	mg/kg			
			OU5-CTA-1D-4100(49)-SB8	8/28/2001	0.82 J	mg/kg			
CTA	**1B**	**4100 52nd Street**						**No**	**No**
			OU5-CTA-1B-4100(52)-1	6/6/2001	3.6	mg/kg			
			OU5-CTA-1B-4100(52)-2	6/6/2001	9.8	mg/kg			
			OU5-CTA-1B-4100(52)-3	6/6/2001	3.7	mg/kg			
			OU5-CTA-1B-4100(52)-4	6/6/2001	3.4	mg/kg			
			OU5-CTA-1B-4100(52)-SB-1	6/6/2001	1.9 J	mg/kg			
			OU5-CTA-1B-4100(52)-SB-2	6/6/2001	2 J	mg/kg			

Area	Group	Address	Sample ID	Sample Date	Result \1		Units	Duplicate Match	Specialty Boring?	Grid Sampled?
			OU5-CTA-1B-4100(52)-SB-3	6/6/2001	1.2	J	mg/kg			
			OU5-CTA-1B-4100(52)-SB-4	6/6/2001	0.44	J	mg/kg			
			OU5-CTA-1B-4100(52)-SB-5	6/6/2001	0.88	J	mg/kg			
			OU5-CTA-1B-4100(52)-SB-6	6/6/2001	2	J	mg/kg			
			OU5-CTA-1B-4100(52)-SB-7	6/6/2001	0.98	J	mg/kg			
			OU5-CTA-1B-4100(52)-SB-8	6/6/2001	0.39	U	mg/kg			
			OU5-CTA-1B-4100(52)-SB-DUP01	6/6/2001	0.39	U	mg/kg	OU5-CTA-1B-4100(52)-SB-8		
CSA	***7***	***4100 Nebraska Avenue***							***No***	***No***
			OU5-CSA-7-4100NA-1	8/3/2001	5.1		mg/kg			
			OU5-CSA-7-4100NA-2	8/3/2001	6.6		mg/kg			
CTA	***1D***	***4101 Fordham Road***							***Yes***	***No***
			OU5-CTA-1D-4101FR-1	6/13/2001	3.4		mg/kg			
			OU5-CTA-1D-4101FR-2	6/13/2001	4.3		mg/kg			
			OU5-CTA-1D-4101FR-3	6/13/2001	3.9		mg/kg			
			OU5-CTA-1D-4101FR-4	6/13/2001	3.9		mg/kg			
			OU5-CTA-1D-4101FR-SB-1	6/13/2001	4.8		mg/kg			
			OU5-CTA-1D-4101FR-SB-2	6/13/2001	3.6		mg/kg			
			OU5-CTA-1D-4101FR-SB-3	6/13/2001	0.81	J	mg/kg			
			OU5-CTA-1D-4101FR-SB-4	6/13/2001	0.72	J	mg/kg			
			OU5-CTA-1D-4101FR-SB-5	6/13/2001	0.58	U	mg/kg			
			OU5-CTA-1D-4101FR-SB-6	6/13/2001	0.92	J	mg/kg			
			OU5-CTA-1D-4101FR-SB-DUP07	6/13/2001	1.5	J	mg/kg	OU5-CTA-1D-4101FR-SB-6		
CSA	***5***	***4102 46th Street***							***No***	***No***
			OU5-CSA-5-4102(46)-1	7/13/2001	3.2		mg/kg			
			OU5-CSA-5-4102(46)-2	7/13/2001	4		mg/kg			
CSA	***5***	***4104 46th Street***							***No***	***No***
			OU5-CSA-5-4104(46)-1	7/13/2001	2.8		mg/kg			
			OU5-CSA-5-4104(46)-2	7/13/2001	3.3		mg/kg			
CSA	***5***	***4105 46th Street***							***No***	***No***
			OU5-CSA-5-4105(46)-1	3/21/2002	1.7	J	mg/kg			
			OU5-CSA-5-4105(46)-2	3/21/2002	4.2		mg/kg			
			OU5-CSA-5-4105(46)-DUP108	3/21/2002	4.2		mg/kg	OU5-CSA-4-4837TS-2		

Area	Group	Address	Sample ID	Sample Date	Result \1		Units	Duplicate Match	Specialty Boring?	Grid Sampled?
CSA	3	4105 49th Street							Yes	No
			OU5-CSA-3-4105(49)-1	7/24/2001	9.1		mg/kg			
			OU5-CSA-3-4105(49)-2	7/24/2001	6.1		mg/kg			
			OU5-CSA-3-4105(49)-SB-1	7/24/2001	4.9		mg/kg			
			OU5-CSA-3-4105(49)-SB-10	7/24/2001	2.5		mg/kg			
			OU5-CSA-3-4105(49)-SB-2	7/24/2001	2.6		mg/kg			
			OU5-CSA-3-4105(49)-SB-3	7/24/2001	1.9	J	mg/kg			
			OU5-CSA-3-4105(49)-SB-4	7/24/2001	1.2	J	mg/kg			
			OU5-CSA-3-4105(49)-SB-5	7/24/2001	1.4	J	mg/kg			
			OU5-CSA-3-4105(49)-SB-6	7/24/2001	5.3		mg/kg			
			OU5-CSA-3-4105(49)-SB-7	7/24/2001	3.8		mg/kg			
			OU5-CSA-3-4105(49)-SB-8	7/24/2001	3		mg/kg			
			OU5-CSA-3-4105(49)-SB-9	7/24/2001	2.5		mg/kg			
CSA	7	4106 42nd Street							No	No
			OU5-CSA-7-4106(42)-1	9/19/2001	5.4	J	mg/kg			
			OU5-CSA-7-4106(42)-2	9/19/2001	7.4	J	mg/kg			
CSA	5	4106 46th Street							No	No
			OU5-CSA-5-4106(46)-1	2/14/2002	5.7		mg/kg			
			OU5-CSA-5-4106(46)-2	2/14/2002	3.1		mg/kg			
CTA	1D	4107 Fordham Road							Yes	No
			OU5-CTA-1D-4107FR-1	7/11/2001	6.1		mg/kg			
			OU5-CTA-1D-4107FR-2	7/11/2001	7.3		mg/kg			
			OU5-CTA-1D-4107FR-3	7/11/2001	3.8		mg/kg			
			OU5-CTA-1D-4107FR-4	7/11/2001	4.3		mg/kg			
			OU5-CTA-1D-4107FR-SB-1	7/11/2001	14.8		mg/kg			
			OU5-CTA-1D-4107FR-SB-2	7/11/2001	3.8		mg/kg			
			OU5-CTA-1D-4107FR-SB-3	7/11/2001	1.8	J	mg/kg			
			OU5-CTA-1D-4107FR-SB-4	7/11/2001	1.4	J	mg/kg			
			OU5-CTA-1D-4107FR-SB-5	7/11/2001	0.59	U	mg/kg			
			OU5-CTA-1D-4107FR-SB-6	7/11/2001	0.73	J	mg/kg			
			OU5-CTA-1D-4107FR-SB-DUP27	7/11/2001	0.59	U	mg/kg	OU5-CTA-1D-4107FR-SB-5		
CSA	3	4108 48th Street							No	No
			OU5-CSA-3-4108(48)-1	10/4/2001	4.3		mg/kg			
			OU5-CSA-3-4108(48)-2	10/4/2001	4.1		mg/kg			

Area	Group	Address	Sample ID	Sample Date	Result \1	Units	Duplicate Match	Specialty Boring?	Grid Sampled?
CSA	3	4109 49th Street						No	No
			OU5-CSA-3-4109(49)-1	7/13/2001	3.8	mg/kg			
			OU5-CSA-3-4109(49)-2	7/13/2001	4.6	mg/kg			
CTA	1D	4110 49th Street						No	No
			OU5-CTA-1D-4110(49)-1	3/20/2002	4.2	mg/kg			
			OU5-CTA-1D-4110(49)-2	3/20/2002	6.4	mg/kg			
			OU5-CTA-1D-4110(49)-3	3/20/2002	4.4	mg/kg			
			OU5-CTA-1D-4110(49)-4	3/20/2002	4.3	mg/kg			
			OU5-CTA-1D-4110(49)-DUP106	3/20/2002	4.7	mg/kg	OU5-CTA-1D-4110(49)-1		
			OU5-CTA-1D-4110(49)-SB1	3/20/2002	4.6	mg/kg			
			OU5-CTA-1D-4110(49)-SB2	3/20/2002	3	mg/kg			
			OU5-CTA-1D-4110(49)-SB3	3/20/2002	2.9	mg/kg			
			OU5-CTA-1D-4110(49)-SB4	3/20/2002	0.83 J	mg/kg			
			OU5-CTA-1D-4110(49)-SB5	3/20/2002	1.5 J	mg/kg			
			OU5-CTA-1D-4110(49)-SB6	3/20/2002	1.7 J	mg/kg			
CSA	3	4113 49th Street						No	No
			OU5-CSA-3-4113(49)-1	7/6/2001	5.9	mg/kg			
			OU5-CSA-3-4113(49)-2	7/6/2001	5	mg/kg			
CSA	5	4115 45th Street						No	Yes + specialty boring
			OU5-CSA-5-4115(45)-1	11/14/2001	75.4	mg/kg			
			OU5-CSA-5-4115(45)-2	11/14/2001	202	mg/kg			
CSA	5	4115 46th Street						No	No
			OU5-CSA-5-4115(46)-1	4/25/2002	3.4	mg/kg			
			OU5-CSA-5-4115(46)-2	4/25/2002	2.8	mg/kg			
CSA	3	4117 48th Street						No	No
			OU5-CSA-3-4117(48)-1	7/13/2001	2.2 J	mg/kg			
			OU5-CSA-3-4117(48)-2	7/13/2001	3.9	mg/kg			
CTA	1D	4118 49th Street						No	Yes
			OU5-CTA-1D-4118(49)-1	8/28/2001	18.8	mg/kg			
			OU5-CTA-1D-4118(49)-2	8/28/2001	9.3	mg/kg			
			OU5-CTA-1D-4118(49)-3	8/28/2001	5.9	mg/kg			
			OU5-CTA-1D-4118(49)-4	8/28/2001	10.5	mg/kg			

Area	Group	Address	Sample ID	Sample Date	Result \1	Units	Duplicate Match	Specialty Boring?	Grid Sampled?
			OU5-CTA-1D-4118(49)-SB-DUP62	8/28/2001	2.3	mg/kg	OU5-CTA-1D-4118(49)-SB5		
			OU5-CTA-1D-4118(49)-SB1	8/28/2001	4	mg/kg			
			OU5-CTA-1D-4118(49)-SB2	8/28/2001	3.6	mg/kg			
			OU5-CTA-1D-4118(49)-SB3	8/28/2001	1.8 J	mg/kg			
			OU5-CTA-1D-4118(49)-SB4	8/28/2001	1.4 J	mg/kg			
			OU5-CTA-1D-4118(49)-SB5	8/28/2001	2 J	mg/kg			
			OU5-CTA-1D-4118(49)-SB6	8/28/2001	0.56 U	mg/kg			
CSA	***5***	***4119 45th Street***						***No***	***Yes + 1' arsenic boring***
			OU5-CSA-5-4119(45)-1	8/23/2001	38.9	mg/kg			
			OU5-CSA-5-4119(45)-2	8/23/2001	18.5	mg/kg			
CSA	***7***	***4120 42nd Street***						***No***	***No***
			OU5-CSA-7-4120(42)-1	11/8/2001	9.4	mg/kg			
			OU5-CSA-7-4120(42)-2	11/8/2001	4	mg/kg			
CSA	***3***	***4120 48th Street***						***No***	***No***
			OU5-CSA-3-4120(48)-1	8/3/2001	2.8	mg/kg			
			OU5-CSA-3-4120(48)-2	8/3/2001	3.5	mg/kg			
			OU5-CSA-3-4120(48)-DUP36	8/3/2001	3.2	mg/kg	OU5-CSA-3-4120(48)-2		
CSA	***7***	***4120 Van Ness Street, Lot 29***						***No***	***No***
			OU5-CSA-7-L29-1	8/15/2001	7.5	mg/kg			
			OU5-CSA-7-L29-2	8/15/2001	5.8	mg/kg			
CSA	***7***	***4120 Van Ness Street, Lot 30***						***No***	***No***
			OU5-CSA-7-L30-1	8/15/2001	6.9	mg/kg			
			OU5-CSA-7-L30-2	8/15/2001	7	mg/kg			
CSA	***7***	***4120 Van Ness Street, Lot 31***						***No***	***No***
			OU5-CSA-7-L31-1	8/15/2001	10.5	mg/kg			
			OU5-CSA-7-L31-2	8/15/2001	10.2	mg/kg			
CSA	***7***	***4120 Van Ness Street, Lot 39***						***No***	***No***
			OU5-CSA-7-L39-1	8/15/2001	5.6	mg/kg			
			OU5-CSA-7-L39-2	8/15/2001	7.5	mg/kg			
CSA	***7***	***4120 Van Ness Street, Lot 40***						***No***	***No***
			OU5-CSA-7-L40-1	8/15/2001	4.4	mg/kg			
			OU5-CSA-7-L40-2	8/15/2001	4.7	mg/kg			

Area	Group	Address	Sample ID	Sample Date	Result \1	Units	Duplicate Match	Specialty Boring?	Grid Sampled?
CSA	7	4120 Van Ness Street, Lot 41						Yes	No
			OU5-CSA-7-L41-1	8/15/2001	4.7	mg/kg			
			OU5-CSA-7-L41-2	8/15/2001	4.9	mg/kg			
			OU5-CSA-7-L41-SB1	8/15/2001	5.4	mg/kg			
			OU5-CSA-7-L41-SB10	8/15/2001	7	mg/kg			
			OU5-CSA-7-L41-SB2	8/15/2001	4.2	mg/kg			
			OU5-CSA-7-L41-SB3	8/15/2001	5.7	mg/kg			
			OU5-CSA-7-L41-SB4	8/15/2001	6.3	mg/kg			
			OU5-CSA-7-L41-SB5	8/15/2001	4.7	mg/kg			
			OU5-CSA-7-L41-SB6	8/15/2001	4.9	mg/kg			
			OU5-CSA-7-L41-SB7	8/15/2001	2.8	mg/kg			
			OU5-CSA-7-L41-SB8	8/15/2001	10.2	mg/kg			
			OU5-CSA-7-L41-SB9	8/15/2001	8	mg/kg			
CSA	7	4120 Van Ness Street, Lot 50						No	No
			OU5-CSA-7-L50-1	8/15/2001	7.5	mg/kg			
			OU5-CSA-7-L50-2	8/15/2001	5.8	mg/kg			
CSA	7	4120 Van Ness Street, Lot 51						No	No
			OU5-CSA-7-L51-1	8/15/2001	4.6	mg/kg			
			OU5-CSA-7-L51-2	8/15/2001	5.1	mg/kg			
CSA	7	4120 Van Ness Street, Lot 52						No	No
			OU5-CSA-7-L52-1	8/15/2001	6.1	mg/kg			
			OU5-CSA-7-L52-2	8/15/2001	6.1	mg/kg			
CSA	3	4121 48th Street						No	No
			OU5-CSA-3-4121(48)-1	7/27/2001	3.6	mg/kg			
			OU5-CSA-3-4121(48)-2	7/27/2001	4.2	mg/kg			
CSA	5	4123 45th Street						No	No
			OU5-CSA-5-4123(45)-1	11/16/2001	6.9	mg/kg			
			OU5-CSA-5-4123(45)-2	11/16/2001	3.5	mg/kg			
CSA	5	4125 46th Street						No	No
			OU5-CSA-5-4125(46)-1	6/11/2002	4.4	mg/kg			
			OU5-CSA-5-4125(46)-2	6/11/2002	4.4	mg/kg			

Area	Group	Address	Sample ID	Sample Date	Result \1		Units	Duplicate Match	Specialty Boring?	Grid Sampled?
CTA	1C	4125 52nd Street							No	No
			OU5-CTA-1C-4125(52)-1	7/9/2001	3.5		mg/kg			
			OU5-CTA-1C-4125(52)-2	7/9/2001	4.4		mg/kg			
			OU5-CTA-1C-4125(52)-3	7/9/2001	3.2		mg/kg			
			OU5-CTA-1C-4125(52)-4	7/9/2001	4.7		mg/kg			
			OU5-CTA-1C-4125(52)-SB1	7/9/2001	3.3		mg/kg			
			OU5-CTA-1C-4125(52)-SB2	7/9/2001	3.5		mg/kg			
			OU5-CTA-1C-4125(52)-SB3	7/9/2001	1.8	J	mg/kg			
			OU5-CTA-1C-4125(52)-SB4	7/9/2001	2.5		mg/kg			
			OU5-CTA-1C-4125(52)-SB5	7/9/2001	3		mg/kg			
			OU5-CTA-1C-4125(52)-SB6	7/9/2001	1.7	J	mg/kg			
			OU5-CTA-1C-4125(52)-SB7	7/9/2001	1.3	J	mg/kg			
			OU5-CTA-1C-4125(52)-SB8	7/9/2001	0.6	J	mg/kg			
			OU5-CTA-1C-4125(52)-SB9	7/9/2001	1.1	J	mg/kg			
CSA	5	4127 45th Street							No	No
			OU5-CSA-5-4127(45)-1	8/23/2001	3.9		mg/kg			
			OU5-CSA-5-4127(45)-2	8/23/2001	5.1		mg/kg			
CSA	5	4131 45th Street							No	No
			OU5-CSA-5-4131(45)-1	9/19/2001	3.7	J	mg/kg			
			OU5-CSA-5-4131(45)-2	9/19/2001	4.5	J	mg/kg			
CSA	5	4150 46th Street							No	No
			OU5-CSA-5-4150(46)-1	7/13/2001	8.4		mg/kg			
			OU5-CSA-5-4150(46)-2	7/13/2001	6.3		mg/kg			
CSA	6	4200 43rd Street							No	Yes + 1' arsenic boring
			OU5-CSA-6-4200(43)-1	7/13/2001	8	L	mg/kg			
			OU5-CSA-6-4200(43)-2	7/13/2001	13.9	L	mg/kg			
CSA	3	4200 48th Place							No	No
			OU5-CSA-3-4200(48P)-1	12/5/2001	2	J	mg/kg			
			OU5-CSA-3-4200(48P)-2	12/5/2001	1.8	J	mg/kg			
CTA	1A	4200 49th Street							No	No
			OU5-CTA-1A-4200(49)-1	6/19/2001	3.7		mg/kg			
			OU5-CTA-1A-4200(49)-2	6/19/2001	4.5		mg/kg			
			OU5-CTA-1A-4200(49)-3	6/19/2001	4.2		mg/kg			

Area	Group	Address	Sample ID	Sample Date	Result \1	Units	Duplicate Match	Specialty Boring?	Grid Sampled?
			OU5-CTA-1A-4200(49)-4	6/19/2001	3.9	mg/kg			
			OU5-CTA-1A-4200(49)-SB-1	6/19/2001	2.8	mg/kg			
			OU5-CTA-1A-4200(49)-SB-2	6/19/2001	1.3 J	mg/kg			
			OU5-CTA-1A-4200(49)-SB-3	6/19/2001	0.58 U	mg/kg			
			OU5-CTA-1A-4200(49)-SB-4	6/19/2001	0.59 U	mg/kg			
			OU5-CTA-1A-4200(49)-SB-5	6/19/2001	0.61 U	mg/kg			
			OU5-CTA-1A-4200(49)-SB-6	6/19/2001	0.6 U	mg/kg			
CTA	***1A***	***4200 Fordham Road***						***Yes***	***No***
			OU5-CTA-1A-4200FR-1	6/7/2001	11.8	mg/kg			
			OU5-CTA-1A-4200FR-2	6/7/2001	7	mg/kg			
			OU5-CTA-1A-4200FR-3	6/7/2001	6.7	mg/kg			
			OU5-CTA-1A-4200FR-4	6/7/2001	5.5	mg/kg			
			OU5-CTA-1A-4200FR-SB-1	6/7/2001	3.8	mg/kg			
			OU5-CTA-1A-4200FR-SB-2	6/7/2001	4.2	mg/kg			
			OU5-CTA-1A-4200FR-SB-3	6/7/2001	2.6	mg/kg			
			OU5-CTA-1A-4200FR-SB-4	6/7/2001	4	mg/kg			
			OU5-CTA-1A-4200FR-SB-5	6/7/2001	1.3 J	mg/kg			
			OU5-CTA-1A-4200FR-SB-6	6/7/2001	0.62 J	mg/kg			
CSA	***6***	***4201 43rd Street***						***No***	***No***
			OU5-CSA-6-4201(43)-1	3/21/2002	4.4	mg/kg			
			OU5-CSA-6-4201(43)-2	3/21/2002	5.1	mg/kg			
CSA	***6***	***4201 44th Street***						***No***	***No***
			OU5-CSA-6-4201(44)-1	8/24/2001	3.1 J	mg/kg			
			OU5-CSA-6-4201(44)-2	8/24/2001	4.8	mg/kg			
CSA	***3***	***4201 48th Place***						***No***	***No***
			OU5-CSA-3-4201(48P)-1	8/24/2001	3	mg/kg			
			OU5-CSA-3-4201(48P)-2	8/24/2001	3.1	mg/kg			
CTA	***1A***	***4201 Fordham Road***						***Yes***	***Yes***
			OU5-CTA-1A-4201FR-1	6/25/2001	21.6	mg/kg			
			OU5-CTA-1A-4201FR-2	6/25/2001	6.8	mg/kg			
			OU5-CTA-1A-4201FR-3	6/25/2001	7.2	mg/kg			
			OU5-CTA-1A-4201FR-4	6/25/2001	6.5	mg/kg			
			OU5-CTA-1A-4201FR-SB1	6/25/2001	7.5	mg/kg			
			OU5-CTA-1A-4201FR-SB2	6/25/2001	5.5	mg/kg			
			OU5-CTA-1A-4201FR-SB3	6/25/2001	3.3	mg/kg			

Area	Group	Address	Sample ID	Sample Date	Result \1	Units	Duplicate Match	Specialty Boring?	Grid Sampled?
			OU5-CTA-1A-4201FR-SB4	6/25/2001	2.5	mg/kg			
			OU5-CTA-1A-4201FR-SB5	6/25/2001	0.71 J	mg/kg			
			OU5-CTA-1A-4201FR-SB6	6/25/2001	0.69 J	mg/kg			
CSA	6	4201 Warren Street						No	No
			OU5-CSA-6-4201WS-1	7/13/2001	6.1	mg/kg			
			OU5-CSA-6-4201WS-2	7/13/2001	6.3	mg/kg			
CSA	6	4201 Yuma Street						No	No
			OU5-CSA-6-4201YS-1	11/19/2001	8.2	mg/kg			
			OU5-CSA-6-4201YS-2	11/19/2001	7.4	mg/kg			
CSA	3	4202 48th Place						No	No
			OU5-CSA-3-4202(48P)-1	8/31/2001	8.8	mg/kg			
			OU5-CSA-3-4202(48P)-2	8/31/2001	3.6	mg/kg			
CSA	6	4203 Yuma Street						No	No
			OU5-CSA-6-4203YS-1	9/21/2001	4.5	mg/kg			
			OU5-CSA-6-4203YS-2	9/21/2001	7.4	mg/kg			
CSA	3	4204 48th Place						No	No
			OU5-CSA-3-4204(48P)-1	7/20/2001	10.8	mg/kg			
			OU5-CSA-3-4204(48P)-2	7/20/2001	4.8	mg/kg			
CSA	6	4204 Yuma Street						No	No
			OU5-CSA-6-4204YS-1	9/21/2001	5.5	mg/kg			
			OU5-CSA-6-4204YS-2	9/21/2001	11	mg/kg			
CSA	3	4205 48th Place						No	No
			OU5-CSA-3-4205(48P)-1	8/24/2001	2.5 J	mg/kg			
			OU5-CSA-3-4205(48P)-2	8/24/2001	4.1	mg/kg			
CSA	3	4205 49th Street						No	No
			OU5-CSA-3-4205(49)-1	7/13/2001	8.6	mg/kg			
			OU5-CSA-3-4205(49)-2	7/13/2001	3.4	mg/kg			
CSA	6	4205 Van Ness Street						No	No
			OU5-CSA-6-4205VNS-1	4/25/2002	9.2	mg/kg			
			OU5-CSA-6-4205VNS-2	4/25/2002	5.3	mg/kg			

Area	Group	Address	Sample ID	Sample Date	Result \1	Units	Duplicate Match	Specialty Boring?	Grid Sampled?
CSA	6	4205 Warren Street						No	No
			OU5-CSA-6-4205WS-1	7/13/2001	5.5	mg/kg			
			OU5-CSA-6-4205WS-2	7/13/2001	4.5	mg/kg			
CSA	3	4206 48th Place						No	No
			OU5-CSA-3-4206(48P)-1	9/19/2001	5.7 J	mg/kg			
			OU5-CSA-3-4206(48P)-2	9/19/2001	2.3 J	mg/kg			
			OU5-CSA-3-4206(48P)-DUP62	9/19/2001	2.4 J	mg/kg	OU5-CSA-3-4206(48P)-2		
CSA	5	4207 45th Street						No	No
			OU5-CSA-5-4207(45)-1	7/24/2001	4.3	mg/kg			
			OU5-CSA-5-4207(45)-2	7/24/2001	3.4	mg/kg			
CSA	3	4207 48th Place						No	No
			OU5-CSA-3-4207(48P)-1	7/13/2001	1.8 J	mg/kg			
			OU5-CSA-3-4207(48P)-2	7/13/2001	3.3	mg/kg			
CSA	3	4208 48th Place						No	No
			OU5-CSA-3-4208(48P)-1	7/13/2001	3.4	mg/kg			
			OU5-CSA-3-4208(48P)-2	7/13/2001	2.1 J	mg/kg			
CTA	1A	4208 50th Street						Yes	No
			OU5-CTA-1A-4208(50)-1	6/21/2001	4.3	mg/kg			
			OU5-CTA-1A-4208(50)-2	6/21/2001	3.5	mg/kg			
			OU5-CTA-1A-4208(50)-3	6/21/2001	4	mg/kg			
			OU5-CTA-1A-4208(50)-4	6/21/2001	3.7	mg/kg			
			OU5-CTA-1A-4208(50)-DUP10	6/21/2001	4.3	mg/kg	OU5-CTA-1A-4208(50)-2		
			OU5-CTA-1A-4208(50)-SB-1	6/21/2001	1.9 J	mg/kg			
			OU5-CTA-1A-4208(50)-SB-2	6/21/2001	2.7	mg/kg			
			OU5-CTA-1A-4208(50)-SB-3	6/21/2001	4.8	mg/kg			
			OU5-CTA-1A-4208(50)-SB-4	6/21/2001	3.3	mg/kg			
			OU5-CTA-1A-4208(50)-SB-5	6/21/2001	4.3	mg/kg			
			OU5-CTA-1A-4208(50)-SB-6	6/21/2001	4.5	mg/kg			
			OU5-CTA-1A-4208(50)-SB-7	6/21/2001	3.1	mg/kg			
			OU5-CTA-1A-4208(50)-SB-8	6/21/2001	0.9 J	mg/kg			
			OU5-CTA-1A-4208(50)-SB-9	6/21/2001	0.61 J	mg/kg			
CSA	6	4208 Yuma Street						No	No
			OU5-CSA-6-4208YS-1	1/10/2002	5.1	mg/kg			

Area	Group	Address	Sample ID	Sample Date	Result \1	Units	Duplicate Match	Specialty Boring?	Grid Sampled?
			OU5-CSA-6-4208YS-2	1/10/2002	10.7	mg/kg			
CSA	**3**	**4209 48th Place**						**No**	**No**
			OU5-CSA-3-4209(48P)-1	8/24/2001	2.3 J	mg/kg			
			OU5-CSA-3-4209(48P)-2	8/24/2001	2.7 J	mg/kg			
CTA	**1A**	**4209 50th Street**						**Yes**	**No**
			OU5-CTA-1A-4209(50)-1	7/9/2001	5.4	mg/kg			
			OU5-CTA-1A-4209(50)-2	7/9/2001	4	mg/kg			
			OU5-CTA-1A-4209(50)-3	7/9/2001	4.4	mg/kg			
			OU5-CTA-1A-4209(50)-4	7/9/2001	3.4	mg/kg			
			OU5-CTA-1A-4209(50)-SB-1	7/9/2001	1.5 J	mg/kg			
			OU5-CTA-1A-4209(50)-SB-2	7/9/2001	0.59 U	mg/kg			
			OU5-CTA-1A-4209(50)-SB-3	7/9/2001	2.4	mg/kg			
			OU5-CTA-1A-4209(50)-SB-4	7/9/2001	2.3 J	mg/kg			
			OU5-CTA-1A-4209(50)-SB-5	7/9/2001	0.58 U	mg/kg			
			OU5-CTA-1A-4209(50)-SB-6	7/9/2001	1 J	mg/kg			
CSA	**6**	**4209 Warren Street**						**No**	**No**
			OU5-CSA-6-4209WS-1	3/21/2002	4.7	mg/kg			
			OU5-CSA-6-4209WS-2	3/21/2002	4.4	mg/kg			
CSA	**6**	**4210 43rd Street**						**No**	**No**
			OU5-CSA-6-4210(43)-1	3/21/2002	4.4	mg/kg			
			OU5-CSA-6-4210(43)-2	3/21/2002	5.2	mg/kg			
CSA	**3**	**4210 48th Place**						**No**	**No**
			OU5-CSA-3-4210(48P)-1	9/19/2001	3.5 J	mg/kg			
			OU5-CSA-3-4210(48P)-2	9/19/2001	7.2 J	mg/kg			
CTA	**1A**	**4210 Fordham Road**						**Yes**	**No**
			OU5-CTA-1A-4210FR-1	6/13/2001	4.1	mg/kg			
			OU5-CTA-1A-4210FR-2	6/13/2001	3.5	mg/kg			
			OU5-CTA-1A-4210FR-3	6/13/2001	3.6	mg/kg			
			OU5-CTA-1A-4210FR-4	6/13/2001	3.6	mg/kg			
			OU5-CTA-1A-4210FR-SB-1	6/13/2001	2.7	mg/kg			
			OU5-CTA-1A-4210FR-SB-2	6/13/2001	5.1	mg/kg			
			OU5-CTA-1A-4210FR-SB-3	6/13/2001	3.6	mg/kg			
			OU5-CTA-1A-4210FR-SB-4	6/13/2001	2 J	mg/kg			
			OU5-CTA-1A-4210FR-SB-5	6/13/2001	3.3	mg/kg			

Area	Group	Address	Sample ID	Sample Date	Result \1	Units	Duplicate Match	Specialty Boring?	Grid Sampled?
			OU5-CTA-1A-4210FR-SB-6	6/13/2001	4.7	mg/kg			
CSA	6	4211 43rd Street						No	No
			OU5-CSA-6-4211(43)-1	7/20/2001	6.7	mg/kg			
			OU5-CSA-6-4211(43)-2	7/20/2001	10.1	mg/kg			
CSA	3	4211 48th Place						No	No
			OU5-CSA-3-4211(48P)-1	11/14/2001	2.2 J	mg/kg			
			OU5-CSA-3-4211(48P)-2	11/14/2001	2.5	mg/kg			
CSA	3	4211 49th Street						No	No
			OU5-CSA-3-4211(49)-1	8/23/2001	5.7	mg/kg			
			OU5-CSA-3-4211(49)-2	8/23/2001	5.7	mg/kg			
CSA	3	4212 48th Place						No	No
			OU5-CSA-3-4212(48P)-1	7/27/2001	3.4	mg/kg			
			OU5-CSA-3-4212(48P)-2	7/27/2001	5.7	mg/kg			
CTA	1A	4212 49th Street						No	No
			OU5-CTA-1A-4212(49)-1	8/21/2001	3.1	mg/kg			
			OU5-CTA-1A-4212(49)-2	8/21/2001	3.6	mg/kg			
			OU5-CTA-1A-4212(49)-3	8/21/2001	4	mg/kg			
			OU5-CTA-1A-4212(49)-4	8/21/2001	5.6	mg/kg			
			OU5-CTA-1A-4212(49)-SB-DUP59	8/21/2001	1.3 J	mg/kg	OU5-CTA-1A-4212(49)-SB6		
			OU5-CTA-1A-4212(49)-SB1	8/21/2001	2.8	mg/kg			
			OU5-CTA-1A-4212(49)-SB2	8/21/2001	1.8 J	mg/kg			
			OU5-CTA-1A-4212(49)-SB3	8/21/2001	1.6 J	mg/kg			
			OU5-CTA-1A-4212(49)-SB4	8/21/2001	0.98 J	mg/kg			
			OU5-CTA-1A-4212(49)-SB5	8/21/2001	0.55 U	mg/kg			
			OU5-CTA-1A-4212(49)-SB6	8/21/2001	0.54 U	mg/kg			
CSA	6	4212 Yuma Street						No	Yes + 1' arsenic boring
			OU5-CSA-6-4212YS-1	9/21/2001	5	mg/kg			
			OU5-CSA-6-4212YS-2	9/21/2001	14	mg/kg			
CTA	1A	4214 50th Street						Yes	No
			OU5-CTA-1A-4214(50)-1	6/14/2001	4.8	mg/kg			
			OU5-CTA-1A-4214(50)-2	6/14/2001	3.5	mg/kg			
			OU5-CTA-1A-4214(50)-3	6/14/2001	4.6	mg/kg			

Area	Group	Address	Sample ID	Sample Date	Result \1	Units	Duplicate Match	Specialty Boring?	Grid Sampled?
			OU5-CTA-1A-4214(50)-4	6/14/2001	2.9	mg/kg			
			OU5-CTA-1A-4214(50)-SB-1	6/14/2001	4.5	mg/kg			
			OU5-CTA-1A-4214(50)-SB-2	6/14/2001	2.7	mg/kg			
			OU5-CTA-1A-4214(50)-SB-3	6/14/2001	1.3 J	mg/kg			
			OU5-CTA-1A-4214(50)-SB-4	6/14/2001	3.4	mg/kg			
			OU5-CTA-1A-4214(50)-SB-5	6/14/2001	2.7	mg/kg			
			OU5-CTA-1A-4214(50)-SB-6	6/14/2001	2.8	mg/kg			
CSA	***7***	***4214 Van Ness Street***						***No***	***No***
			OU5-CSA-7-4214VNS-1	11/8/2001	5.2	mg/kg			
			OU5-CSA-7-4214VNS-2	11/8/2001	5.2	mg/kg			
CSA	***3***	***4215 49th Street***						***No***	***No***
			OU5-CSA-3-4215(49)-1	7/2/2001	2.6	mg/kg			
			OU5-CSA-3-4215(49)-2	7/2/2001	3.3	mg/kg			
CSA	***6***	***4215 Yuma Street***						***No***	***Yes + 1' arsenic boring***
			OU5-CSA-6-4215YS-1	9/21/2001	8	mg/kg			
			OU5-CSA-6-4215YS-2	9/21/2001	30	mg/kg			
CSA	***7***	***4216 Van Ness Street***						***No***	***Yes + 1' arsenic boring***
			OU5-CSA-7-4216VNS-1	10/12/2001	16.8	mg/kg			
			OU5-CSA-7-4216VNS-2	10/12/2001	7.4	mg/kg			
CSA	***6***	***4217 Van Ness Street***						***No***	***No***
			OU5-CSA-6-4217VNS-1	7/13/2001	6.7	mg/kg			
			OU5-CSA-6-4217VNS-2	7/13/2001	4.8	mg/kg			
CSA	***3***	***4219 49th Street***						***No***	***No***
			OU5-CSA-3-4219(49)-1	8/24/2001	3.9	mg/kg			
			OU5-CSA-3-4219(49)-2	8/24/2001	3.5	mg/kg			
CTA	***1A***	***4219 50th Street***						***Yes***	***Yes***
			OU5-CTA-1A-4219(50)-1	7/9/2001	3.2	mg/kg			
			OU5-CTA-1A-4219(50)-2	7/9/2001	4.4	mg/kg			
			OU5-CTA-1A-4219(50)-3	7/9/2001	40.9	mg/kg			
			OU5-CTA-1A-4219(50)-4	7/9/2001	105	mg/kg			
			OU5-CTA-1A-4219(50)-SB-1	7/9/2001	2.9	mg/kg			
			OU5-CTA-1A-4219(50)-SB-2	7/9/2001	3.1	mg/kg			
			OU5-CTA-1A-4219(50)-SB-3	7/9/2001	2.4	mg/kg			

Area	Group	Address	Sample ID	Sample Date	Result \1		Units	Duplicate Match	Specialty Boring?	Grid Sampled?
			OU5-CTA-1A-4219(50)-SB-4	7/9/2001	1.4	J	mg/kg			
			OU5-CTA-1A-4219(50)-SB-5	7/9/2001	0.86	J	mg/kg			
			OU5-CTA-1A-4219(50)-SB-6	7/9/2001	0.94	J	mg/kg			
CSA	***6***	***4219 Yuma Street***							***No***	***No***
			OU5-CSA-6-4219YS-1	8/24/2001	6.9		mg/kg			
			OU5-CSA-6-4219YS-2	8/24/2001	8.1		mg/kg			
CSA	***6***	***4220 43rd Street***							***No***	***No***
			OU5-CSA-6-4220(43)-1	8/23/2001	4.7		mg/kg			
			OU5-CSA-6-4220(43)-2	8/23/2001	7.5		mg/kg			
			OU5-CSA-6-4220(43)-DUP50	8/23/2001	8.2		mg/kg	OU5-CSA-6-4220(43)-2		
CTA	***1A***	***4220 50th Street***							***Yes***	***No***
			OU5-CTA-1A-4220(50)-1	12/3/2001	2.3	J	mg/kg			
			OU5-CTA-1A-4220(50)-2	12/3/2001	2.1	J	mg/kg			
			OU5-CTA-1A-4220(50)-3	12/3/2001	2.4		mg/kg			
			OU5-CTA-1A-4220(50)-4	12/3/2001	3	J	mg/kg			
			OU5-CTA-1A-4220(50)-SB1	12/3/2001	3.1		mg/kg			
			OU5-CTA-1A-4220(50)-SB10	12/3/2001	0.4	U	mg/kg			
			OU5-CTA-1A-4220(50)-SB2	12/3/2001	0.47	U	mg/kg			
			OU5-CTA-1A-4220(50)-SB3	12/3/2001	1.4	J	mg/kg			
			OU5-CTA-1A-4220(50)-SB4	12/3/2001	2.7		mg/kg			
			OU5-CTA-1A-4220(50)-SB5	12/3/2001	2.4		mg/kg			
			OU5-CTA-1A-4220(50)-SB6	12/3/2001	1.4	J	mg/kg			
			OU5-CTA-1A-4220(50)-SB7	12/3/2001	1.8	J	mg/kg			
			OU5-CTA-1A-4220(50)-SB8	12/3/2001	0.79	J	mg/kg			
			OU5-CTA-1A-4220(50)-SB9	12/3/2001	0.48	J	mg/kg			
CSA	***6***	***4220 Alton Place***							***No***	***No***
			OU5-CSA-6-4220AP-1	7/25/2001	7.4		mg/kg			
			OU5-CSA-6-4220AP-2	7/25/2001	9		mg/kg			
CTA	***1A***	***4220 Fordham Road***							***Yes***	***No***
			OU5-CTA-1A-4220FR-1	6/22/2001	3.4		mg/kg			
			OU5-CTA-1A-4220FR-2	6/22/2001	4.6		mg/kg			
			OU5-CTA-1A-4220FR-3	6/22/2001	4.1		mg/kg			
			OU5-CTA-1A-4220FR-4	6/22/2001	4		mg/kg			
			OU5-CTA-1A-4220FR-SB-1	6/22/2001	1.4	J	mg/kg			
			OU5-CTA-1A-4220FR-SB-2	6/22/2001	1.1	J	mg/kg			

Area	Group	Address	Sample ID	Sample Date	Result \1	Units	Duplicate Match	Specialty Boring?	Grid Sampled?
			OU5-CTA-1A-4220FR-SB-3	6/22/2001	6.2	mg/kg			
			OU5-CTA-1A-4220FR-SB-4	6/22/2001	2.4	mg/kg			
			OU5-CTA-1A-4220FR-SB-5	6/22/2001	1.1 J	mg/kg			
			OU5-CTA-1A-4220FR-SB-6	6/22/2001	0.64 J	mg/kg			
CSA	***7***	***4220 Van Ness Street***						***No***	***No***
			OU5-CSA-7-4220VNS-1	8/23/2001	11.9	mg/kg			
			OU5-CSA-7-4220VNS-2	8/23/2001	9.5	mg/kg			
CSA	***6***	***4221 43rd Street***						***Yes***	***Yes***
			OU5-CSA-6-4221(43)-1	7/2/2002	14.2	mg/kg			
			OU5-CSA-6-4221(43)-2	7/2/2002	7.7	mg/kg			
			OU5-CSA-6-4221(43)-SB1	7/2/2002	5.4	mg/kg			
			OU5-CSA-6-4221(43)-SB2	7/2/2002	6.1	mg/kg			
			OU5-CSA-6-4221(43)-SB3	7/2/2002	8.4	mg/kg			
			OU5-CSA-6-4221(43)-SB4	7/2/2002	4.3	mg/kg			
			OU5-CSA-6-4221(43)-SB5	7/2/2002	3.7	mg/kg			
			OU5-CSA-6-4221(43)-SB6	7/2/2002	3.2	mg/kg			
CSA	***5***	***4221 45th Street***						***No***	***No***
			OU5-CSA-5-4221(45)-1	7/13/2001	5.4	mg/kg			
			OU5-CSA-5-4221(45)-2	7/13/2001	5.2	mg/kg			
CTA	***1A***	***4221 Fordham Road***						***No***	***No***
			OU5-CTA-1A-4221FR-1	7/24/2001	3.6	mg/kg			
			OU5-CTA-1A-4221FR-2	7/24/2001	4.6	mg/kg			
			OU5-CTA-1A-4221FR-3	7/24/2001	5.6	mg/kg			
			OU5-CTA-1A-4221FR-4	7/24/2001	3.6	mg/kg			
			OU5-CTA-1A-4221FR-DUP32	7/24/2001	3.3	mg/kg	OU5-CTA-1A-4221FR-1		
			OU5-CTA-1A-4221FR-SB-1	7/24/2001	5	mg/kg			
			OU5-CTA-1A-4221FR-SB-2	7/24/2001	4.5	mg/kg			
			OU5-CTA-1A-4221FR-SB-3	7/24/2001	3.7	mg/kg			
			OU5-CTA-1A-4221FR-SB-4	7/24/2001	1.7 J	mg/kg			
			OU5-CTA-1A-4221FR-SB-5	7/24/2001	1.6 J	mg/kg			
			OU5-CTA-1A-4221FR-SB-6	7/24/2001	1.9 J	mg/kg			
CSA	***6***	***4221 Van Ness Street***						***No***	***No***
			OU5-CSA-6-4221VNS-1	7/20/2001	5.9	mg/kg			
			OU5-CSA-6-4221VNS-2	7/20/2001	6.3	mg/kg			

Area	Group	Address	Sample ID	Sample Date	Result \1	Units	Duplicate Match	Specialty Boring?	Grid Sampled?
CSA	6	4222 42nd Street						No	No
			OU5-CSA-6-4222(42)-1	3/22/2002	7	mg/kg			
			OU5-CSA-6-4222(42)-2	3/22/2002	8.8	mg/kg			
CSA	6	4223 Yuma Street						No	No
			OU5-CSA-6-4223YS-1	11/8/2001	7.1	mg/kg			
			OU5-CSA-6-4223YS-2	11/8/2001	9.1	mg/kg			
CSA	6	4224 Alton Place						No	No
			OU5-CSA-6-4224(AP)-1	7/24/2001	6.2	mg/kg			
			OU5-CSA-6-4224(AP)-2	7/24/2001	5.1	mg/kg			
CSA	7	4224 Van Ness Street						No	No
			OU5-CSA-7-4224VNS-1	3/21/2002	7.2	mg/kg			
CSA	6	4225 43rd Street						Yes	No
			OU5-CSA-6-4225(43)-1	9/6/2001	5.1	mg/kg			
			OU5-CSA-6-4225(43)-2	9/6/2001	6.9	mg/kg			
			OU5-CSA-6-4225(43)-SB1	9/6/2001	5.3	mg/kg			
			OU5-CSA-6-4225(43)-SB10	9/6/2001	1.8 J	mg/kg			
			OU5-CSA-6-4225(43)-SB2	9/6/2001	5.1	mg/kg			
			OU5-CSA-6-4225(43)-SB3	9/6/2001	5.6	mg/kg			
			OU5-CSA-6-4225(43)-SB4	9/6/2001	4.3	mg/kg			
			OU5-CSA-6-4225(43)-SB5	9/6/2001	3.5	mg/kg			
			OU5-CSA-6-4225(43)-SB6	9/6/2001	1.9 J	mg/kg			
			OU5-CSA-6-4225(43)-SB7	9/6/2001	1.3 J	mg/kg			
			OU5-CSA-6-4225(43)-SB8	9/6/2001	1.2 J	mg/kg			
			OU5-CSA-6-4225(43)-SB9	9/6/2001	1.9 J	mg/kg			
			OU5-CSA-6-4225(43)-SBDUP66	9/6/2001	1.8 J	mg/kg	OU5-CSA-6-4225(43)-SB7		
CSA	5	4225 45th Street						No	No
			OU5-CSA-5-4225(45)-1	3/21/2002	3.3	mg/kg			
			OU5-CSA-5-4225(45)-2	3/21/2002	3.5	mg/kg			
CSA	3	4225 49th Street						No	No
			OU5-CSA-3-4225(49)-1	8/3/2001	2 J	mg/kg			
			OU5-CSA-3-4225(49)-2	8/3/2001	4.5	mg/kg			

Area	Group	Address	Sample ID	Sample Date	Result \1	Units	Duplicate Match	Specialty Boring?	Grid Sampled?
CTA	1A	4225 50th Street						Yes	No
			OU5-CTA-1A-4225(50)-1	7/9/2001	5.5	mg/kg			
			OU5-CTA-1A-4225(50)-2	7/9/2001	8.8	mg/kg			
			OU5-CTA-1A-4225(50)-3	7/9/2001	8.3	mg/kg			
			OU5-CTA-1A-4225(50)-4	7/9/2001	7.2	mg/kg			
			OU5-CTA-1A-4225(50)-SB-1	7/9/2001	5.2	mg/kg			
			OU5-CTA-1A-4225(50)-SB-2	7/9/2001	2.2 J	mg/kg			
			OU5-CTA-1A-4225(50)-SB-3	7/9/2001	1.2 J	mg/kg			
			OU5-CTA-1A-4225(50)-SB-4	7/9/2001	0.69 J	mg/kg			
			OU5-CTA-1A-4225(50)-SB-DUP25	7/9/2001	0.85 J	mg/kg	OU5-CTA-1A-4225(50)-SB-4		
CTA	1A	4226 50th Street						Yes	Yes
			OU5-CTA-1A-4226(50)-1	6/25/2001	14.2	mg/kg			
			OU5-CTA-1A-4226(50)-2	6/25/2001	3.9	mg/kg			
			OU5-CTA-1A-4226(50)-3	6/25/2001	3.5	mg/kg			
			OU5-CTA-1A-4226(50)-4	6/25/2001	3.7	mg/kg			
			OU5-CTA-1A-4226(50)-DUP12	6/25/2001	4	mg/kg	OU5-CTA-1A-4226(50)-2		
			OU5-CTA-1A-4226(50)-SB-1	6/25/2001	2.8	mg/kg			
			OU5-CTA-1A-4226(50)-SB-2	6/25/2001	2.9	mg/kg			
			OU5-CTA-1A-4226(50)-SB-3	6/25/2001	2.2 J	mg/kg			
			OU5-CTA-1A-4226(50)-SB-4	6/25/2001	2.3 J	mg/kg			
			OU5-CTA-1A-4226(50)-SB-5	6/25/2001	1.6 J	mg/kg			
			OU5-CTA-1A-4226(50)-SB-6	6/25/2001	2.8	mg/kg			
CTA	1A	4227 Fordham Road						No	Yes
			OU5-CTA-1A-4227FR-1	6/7/2001	29	mg/kg			
			OU5-CTA-1A-4227FR-2	6/7/2001	4.9	mg/kg			
			OU5-CTA-1A-4227FR-3	6/7/2001	2.9	mg/kg			
			OU5-CTA-1A-4227FR-4	6/7/2001	4.5	mg/kg			
			OU5-CTA-1A-4227FR-SB-1	6/7/2001	3	mg/kg			
			OU5-CTA-1A-4227FR-SB-2	6/7/2001	2.4	mg/kg			
			OU5-CTA-1A-4227FR-SB-3	6/7/2001	3	mg/kg			
			OU5-CTA-1A-4227FR-SB-4	6/7/2001	2.4	mg/kg			
			OU5-CTA-1A-4227FR-SB-5	6/7/2001	5.4	mg/kg			
			OU5-CTA-1A-4227FR-SB-6	6/7/2001	3	mg/kg			
CSA	6	4227 Yuma Street						No	No
			OU5-CSA-6-4227YS-1	12/5/2001	4.4	mg/kg			

Area	Group	Address	Sample ID	Sample Date	Result \1		Units	Duplicate Match	Specialty Boring?	Grid Sampled?
			OU5-CSA-6-4227YS-2	12/5/2001	5.2		mg/kg			
CSA	**6**	**4228 Alton Place**							**No**	**No**
			OU5-CSA-6-4228AP-1	8/3/2001	4.8		mg/kg			
			OU5-CSA-6-4228AP-2	8/3/2001	4.2		mg/kg			
			OU5-CSA-6-4228AP-DUP35	8/3/2001	5.4		mg/kg	OU5-CSA-6-4228AP-1		
CTA	**1A**	**4230 Fordham Road**							**Yes**	**Yes**
			OU5-CTA-1A-4230FR-1	6/25/2001	7.3		mg/kg			
			OU5-CTA-1A-4230FR-2	6/25/2001	5.3		mg/kg			
			OU5-CTA-1A-4230FR-3	6/25/2001	43.9		mg/kg			
			OU5-CTA-1A-4230FR-4	6/25/2001	9		mg/kg			
			OU5-CTA-1A-4230FR-DUP11	6/25/2001	6.1		mg/kg	OU5-CTA-1A-4230FR-1		
			OU5-CTA-1A-4230FR-SB1	6/25/2001	3.8		mg/kg			
			OU5-CTA-1A-4230FR-SB2	6/25/2001	2.7		mg/kg			
			OU5-CTA-1A-4230FR-SB3	6/25/2001	2.1	J	mg/kg			
			OU5-CTA-1A-4230FR-SB4	6/25/2001	3.9		mg/kg			
			OU5-CTA-1A-4230FR-SB5	6/25/2001	1.3	J	mg/kg			
			OU5-CTA-1A-4230FR-SBDUP16	6/25/2001	3.3		mg/kg	OU5-CTA-1A-4230FR-SB5		
CSA	**6**	**4232 43rd Street**							**No**	**No**
			OU5-CSA-6-4232(43)-1	8/24/2001	5.8		mg/kg			
			OU5-CSA-6-4232(43)-2	8/24/2001	6.7		mg/kg			
CTA	**1A**	**4232 50th Street**							**Yes**	**No**
			OU5-CTA-1A-4232(50)-1	7/5/2001	1.9	J	mg/kg			
			OU5-CTA-1A-4232(50)-2	7/5/2001	2.5	J	mg/kg			
			OU5-CTA-1A-4232(50)-3	7/5/2001	2.4	J	mg/kg			
			OU5-CTA-1A-4232(50)-4	7/5/2001	3.1		mg/kg			
			OU5-CTA-1A-4232(50)-SB-1	7/5/2001	1.9	J	mg/kg			
			OU5-CTA-1A-4232(50)-SB-2	7/5/2001	5		mg/kg			
			OU5-CTA-1A-4232(50)-SB-3	7/5/2001	4.6		mg/kg			
			OU5-CTA-1A-4232(50)-SB-4	7/5/2001	3.8		mg/kg			
			OU5-CTA-1A-4232(50)-SB-5	7/5/2001	2.6		mg/kg			
			OU5-CTA-1A-4232(50)-SB-6	7/5/2001	2.6		mg/kg			
			OU5-CTA-1A-4232(50)-SB-7	7/5/2001	3.7		mg/kg			
			OU5-CTA-1A-4232(50)-SB-8	7/5/2001	0.36	U	mg/kg			

Area	Group	Address	Sample ID	Sample Date	Result \1		Units	Duplicate Match	Specialty Boring?	Grid Sampled?
CSA	6	4232 Alton Place							No	No
			OU5-CSA-6-4232AP-1	8/3/2001	5.5		mg/kg			
			OU5-CSA-6-4232AP-2	8/3/2001	6.6		mg/kg			
CSA	6	4234 42nd Street							No	No
			OU5-CSA-6-4234(42)-1	3/28/2002	6.3		mg/kg			
			OU5-CSA-6-4234(42)-2	3/28/2002	5.3		mg/kg			
CTA	1A	4235 Fordham Road							No	No
			OU5-CTA-1A-4235FR-1	8/1/2001	4.2		mg/kg			
			OU5-CTA-1A-4235FR-2	8/1/2001	7.5		mg/kg			
			OU5-CTA-1A-4235FR-3	8/1/2001	3.6		mg/kg			
			OU5-CTA-1A-4235FR-4	8/1/2001	4		mg/kg			
			OU5-CTA-1A-4235FR-SB-1	8/1/2001	5.2		mg/kg			
			OU5-CTA-1A-4235FR-SB-2	8/1/2001	3.8		mg/kg			
			OU5-CTA-1A-4235FR-SB-3	8/1/2001	3.1		mg/kg			
			OU5-CTA-1A-4235FR-SB-4	8/1/2001	2	J	mg/kg			
			OU5-CTA-1A-4235FR-SB-5	8/1/2001	1.5	J	mg/kg			
			OU5-CTA-1A-4235FR-SB-6	8/1/2001	0.76	J	mg/kg			
CSA	6	4236 Alton Place							No	No
			OU5-CSA-6-4236AP-1	7/20/2001	5.3		mg/kg			
			OU5-CSA-6-4236AP-2	7/20/2001	5.8		mg/kg			
			OU5-CSA-6-4236AP-DUP29	7/20/2001	5.6		mg/kg	OU5-CSA-6-4236AP-2		
CSA	6	4238 43rd Street							No	No
			OU5-CSA-6-4238(43)-1	9/19/2001	7.7	J	mg/kg			
			OU5-CSA-6-4238(43)-2	9/19/2001	4.8	J	mg/kg			
CTA	1A	4238 50th Street							Yes	No
			OU5-CTA-1A-4238(50)-1	8/21/2001	3.2		mg/kg			
			OU5-CTA-1A-4238(50)-2	8/21/2001	5.4		mg/kg			
			OU5-CTA-1A-4238(50)-3	8/21/2001	4.5		mg/kg			
			OU5-CTA-1A-4238(50)-4	8/21/2001	7.1		mg/kg			
			OU5-CTA-1A-4238(50)-DUP48	8/21/2001	3.2		mg/kg	OU5-CTA-1A-4238(50)-3		
			OU5-CTA-1A-4238(50)-SB1	8/21/2001	3.6		mg/kg			
			OU5-CTA-1A-4238(50)-SB2	8/21/2001	4		mg/kg			
			OU5-CTA-1A-4238(50)-SB3	8/21/2001	1.5	J	mg/kg			
			OU5-CTA-1A-4238(50)-SB4	8/21/2001	2.1	J	mg/kg			

Area	Group	Address	Sample ID	Sample Date	Result \1		Units	Duplicate Match	Specialty Boring?	Grid Sampled?
			OU5-CTA-1A-4238(50)-SB5	8/21/2001	5.3		mg/kg			
			OU5-CTA-1A-4238(50)-SB6	8/21/2001	3		mg/kg			
CSA	**6**	**4240 Alton Place**							**No**	**No**
			OU5-CSA-6-4240AP-1	3/21/2002	5.7		mg/kg			
			OU5-CSA-6-4240AP-2	3/21/2002	4.6		mg/kg			
CTA	**1A**	**4240 Fordham Road**							**Yes**	**No**
			OU5-CTA-1A-4240FR-1	10/23/2001	3.8		mg/kg			
			OU5-CTA-1A-4240FR-2	10/23/2001	3.1		mg/kg			
			OU5-CTA-1A-4240FR-3	10/23/2001	3.7		mg/kg			
			OU5-CTA-1A-4240FR-4	10/23/2001	3.6		mg/kg			
			OU5-CTA-1A-4240FR-SB1	10/23/2001	1	J	mg/kg			
			OU5-CTA-1A-4240FR-SB2	10/23/2001	0.56	J	mg/kg			
			OU5-CTA-1A-4240FR-SB3	10/23/2001	0.51	J	mg/kg			
CTA	**1A**	**4244 50th Street**							**Yes**	**No**
			OU5-CTA-1A-4244(50)-1	3/27/2002	2.1		mg/kg			
			OU5-CTA-1A-4244(50)-2	3/27/2002	3.9		mg/kg			
			OU5-CTA-1A-4244(50)-3	3/27/2002	2.8		mg/kg			
			OU5-CTA-1A-4244(50)-4	3/27/2002	3.7		mg/kg			
			OU5-CTA-1A-4244(50)-SB1	3/27/2002	3.3		mg/kg			
			OU5-CTA-1A-4244(50)-SB2	3/27/2002	2.3		mg/kg			
			OU5-CTA-1A-4244(50)-SB3	3/27/2002	2.2		mg/kg			
			OU5-CTA-1A-4244(50)-SB4	3/27/2002	1.5	J	mg/kg			
CTA	**1A**	**4246 50th Street**							**Yes**	**No**
			OU5-CTA-1A-4246(50)-1	6/15/2001	7.1		mg/kg			
			OU5-CTA-1A-4246(50)-2	6/15/2001	2.8		mg/kg			
			OU5-CTA-1A-4246(50)-3	6/15/2001	2.2	J	mg/kg			
			OU5-CTA-1A-4246(50)-4	6/15/2001	2.4		mg/kg			
			OU5-CTA-1A-4246(50)-SB1	6/15/2001	1.5	J	mg/kg			
			OU5-CTA-1A-4246(50)-SB2	6/15/2001	1.5	J	mg/kg			
			OU5-CTA-1A-4246(50)-SB3	6/15/2001	2.4		mg/kg			
			OU5-CTA-1A-4246(50)-SB4	6/15/2001	1.2	J	mg/kg			
			OU5-CTA-1A-4246(50)-SB5	6/15/2001	2.1	J	mg/kg			
			OU5-CTA-1A-4246(50)-SB6	6/15/2001	0.82	J	mg/kg			
			OU5-CTA-1A-4246(50)-SB7	6/15/2001	0.96	J	mg/kg			

Area	Group	Address	Sample ID	Sample Date	Result \1		Units	Duplicate Match	Specialty Boring?	Grid Sampled?
CSA	6	4246 Warren Street							No	No
			OU5-CSA-6-4246WS-1	11/16/2001	8.2		mg/kg			
			OU5-CSA-6-4246WS-2	11/16/2001	6.7		mg/kg			
CTA	1A	4248 50th Street							No	Yes
			OU5-CTA-1A-4248(50)FR-1	6/25/2001	16.1		mg/kg			
			OU5-CTA-1A-4248(50)FR-2	6/25/2001	5.9		mg/kg			
			OU5-CTA-1A-4248(50)FR-3	6/25/2001	2.7		mg/kg			
			OU5-CTA-1A-4248(50)FR-4	6/25/2001	2.3	J	mg/kg			
			OU5-CTA-1A-4248(50)FR-DUP12	6/25/2001	2.4		mg/kg	OU5-CTA-1A-4248(50)FR-3		
			OU5-CTA-1A-4248(50)FR-SB1	6/25/2001	2.6		mg/kg			
			OU5-CTA-1A-4248(50)FR-SB2	6/25/2001	3		mg/kg			
			OU5-CTA-1A-4248(50)FR-SB3	6/25/2001	3.2		mg/kg			
			OU5-CTA-1A-4248(50)FR-SB4	6/25/2001	1.1	J	mg/kg			
			OU5-CTA-1A-4248(50)FR-SB5	6/25/2001	1.9	J	mg/kg			
			OU5-CTA-1A-4248(50)FR-SB6	6/25/2001	1.2	J	mg/kg			
			OU5-CTA-1A-4248(50)FR-SBDUP17	6/25/2001	2.9		mg/kg	OU5-CTA-1A-4248(50)FR-SB2		
CTA	1A	4250 Fordham Road							No	No
			OU5-CTA-1A-4250FR-1	7/31/2001	2.5		mg/kg			
			OU5-CTA-1A-4250FR-2	7/31/2001	3.1		mg/kg			
			OU5-CTA-1A-4250FR-3	7/31/2001	3		mg/kg			
			OU5-CTA-1A-4250FR-4	7/31/2001	2.9		mg/kg			
			OU5-CTA-1A-4250FR-SB-1	7/31/2001	1.8	J	mg/kg			
			OU5-CTA-1A-4250FR-SB-2	7/31/2001	4.3		mg/kg			
			OU5-CTA-1A-4250FR-SB-3	7/31/2001	3		mg/kg			
			OU5-CTA-1A-4250FR-SB-4	7/31/2001	3		mg/kg			
			OU5-CTA-1A-4250FR-SB-5	7/31/2001	3.8		mg/kg			
			OU5-CTA-1A-4250FR-SB-6	7/31/2001	2.6		mg/kg			
CSA	3	4251 Fordham Road							No	No
			OU5-CSA-3-4251FR-1	7/6/2001	2.6	J	mg/kg			
			OU5-CSA-3-4251FR-2	7/6/2001	2	J	mg/kg			
CSA	3	4253 Fordham Road							No	No
			OU5-CSA-3-4253FR-1	9/21/2001	4		mg/kg			
			OU5-CSA-3-4253FR-2	9/21/2001	7.6		mg/kg			

Area	Group	Address	Sample ID	Sample Date	Result \1		Units	Duplicate Match	Specialty Boring?	Grid Sampled?
CSA	3	4255 Fordham Road							Yes	No
			OU5-CSA-3-4255FR-1	9/6/2001	3.1		mg/kg			
			OU5-CSA-3-4255FR-2	9/6/2001	4.7		mg/kg			
			OU5-CSA-3-4255FR-SB-DUP68	9/6/2001	2.6		mg/kg	OU5-CSA-3-4255FR-SB3		
			OU5-CSA-3-4255FR-SB1	9/6/2001	1.4	J	mg/kg			
			OU5-CSA-3-4255FR-SB2	9/6/2001	0.6	U	mg/kg			
			OU5-CSA-3-4255FR-SB3	9/6/2001	4.5		mg/kg			
			OU5-CSA-3-4255FR-SB4	9/6/2001	1.3	J	mg/kg			
			OU5-CSA-3-4255FR-SB5	9/6/2001	0.81	J	mg/kg			
			OU5-CSA-3-4255FR-SB6	9/6/2001	1.4	J	mg/kg			
CSA	6	4256 Warren Street							Yes	Yes
			OU5-CSA-6-4256WS-1	7/30/2001	24.8		mg/kg			
			OU5-CSA-6-4256WS-2	7/30/2001	80		mg/kg			
			OU5-CSA-6-4256WS-DUP37	7/30/2001	10.3		mg/kg	OU5-CSA-6-4256WS-1		
			OU5-CSA-6-4256WS-SB-1	7/30/2001	2.9		mg/kg			
			OU5-CSA-6-4256WS-SB-2	7/30/2001	2.1	J	mg/kg			
			OU5-CSA-6-4256WS-SB-3	7/30/2001	1.4	J	mg/kg			
			OU5-CSA-6-4256WS-SB-4	7/30/2001	0.65	J	mg/kg			
			OU5-CSA-6-4256WS-SB-5	7/30/2001	1.6	J	mg/kg			
			OU5-CSA-6-4256WS-SB-6	7/30/2001	2.1	J	mg/kg			
CSA	3	4257 Fordham Road							No	No
			OU5-CSA-3-4257FR-1	8/23/2001	3		mg/kg			
			OU5-CSA-3-4257FR-2	8/23/2001	2.6	J	mg/kg			
CSA	6	4300 42nd Street							Yes	No
			OU5-CSA-6-4300(42)-1	6/5/2001	3.6		mg/kg			
			OU5-CSA-6-4300(42)-2	6/5/2001	4.7		mg/kg			
			OU5-CSA-6-4300(42)-SB-1	7/30/2001	2.9		mg/kg			
			OU5-CSA-6-4300(42)-SB-10	7/30/2001	6.3		mg/kg			
			OU5-CSA-6-4300(42)-SB-2	7/30/2001	3.6		mg/kg			
			OU5-CSA-6-4300(42)-SB-3	7/30/2001	10.2		mg/kg			
			OU5-CSA-6-4300(42)-SB-4	7/30/2001	3.6		mg/kg			
			OU5-CSA-6-4300(42)-SB-5	7/30/2001	4.4		mg/kg			
			OU5-CSA-6-4300(42)-SB-6	7/30/2001	5		mg/kg			
			OU5-CSA-6-4300(42)-SB-7	7/30/2001	5.4		mg/kg			
			OU5-CSA-6-4300(42)-SB-8	7/30/2001	7.1		mg/kg			

Area	Group	Address	Sample ID	Sample Date	Result \1	Units	Duplicate Match	Specialty Boring?	Grid Sampled?
			OU5-CSA-6-4300(42)-SB-9	7/30/2001	6.5	mg/kg			
			OU5-CSA-6-4300(42)-SB-DUP40	7/30/2001	5.8	mg/kg	OU5-CSA-6-4300(42)-SB-4		
CSA	***6***	***4300 44th Street***						***No***	***No***
			OU5-CSA-6-4300(44)-1	8/23/2001	5.7 J	mg/kg			
			OU5-CSA-6-4300(44)-2	8/23/2001	5	mg/kg			
CSA	***7***	***4300 Van Ness Street***						***Yes***	***No***
			OU5-CSA-7-4300VNS-1	8/24/2001	9.9	mg/kg			
			OU5-CSA-7-4300VNS-2	8/24/2001	4.9	mg/kg			
			OU5-CSA-7-4300VNS-DUP49	8/24/2001	6.1	mg/kg	OU5-CSA-7-4300VNS-2		
			OU5-CSA-7-4300VNS-SB1	10/9/2001	4	mg/kg			
			OU5-CSA-7-4300VNS-SB2	10/9/2001	4.5	mg/kg			
			OU5-CSA-7-4300VNS-SB3	10/9/2001	3.7	mg/kg			
			OU5-CSA-7-4300VNS-SB4	10/9/2001	4.6	mg/kg			
			OU5-CSA-7-4300VNS-SB5	10/9/2001	6.7	mg/kg			
			OU5-CSA-7-4300VNS-SB6	10/9/2001	5.7	mg/kg			
			OU5-CSA-7-4300VNS-SB7	10/9/2001	2.8	mg/kg			
			OU5-CSA-7-4300VNS-SB8	10/9/2001	4.7	mg/kg			
CSA	***6***	***4300 Warren Street***						***No***	***No***
			OU5-CSA-6-4300WS-1	8/24/2001	7.4	mg/kg			
			OU5-CSA-6-4300WS-2	8/24/2001	7.8	mg/kg			
CSA	***6***	***4301 43rd Street***						***No***	***No***
			OU5-CSA-6-4301(43)-1	12/5/2001	5.7	mg/kg			
			OU5-CSA-6-4301(43)-2	12/5/2001	5.9	mg/kg			
CSA	***6***	***4301 45th Street***						***No***	***No***
			OU5-CSA-6-4301(45)-1	7/13/2001	5	mg/kg			
			OU5-CSA-6-4301(45)-2	7/13/2001	7.8	mg/kg			
CTA	***1A***	***4301 50th Street, Lot 1***						***No***	***No***
			OU5-CTA-1A-L1-1	8/27/2002	2.6	mg/kg			
			OU5-CTA-1A-L1-2	8/27/2002	2.6	mg/kg			
			OU5-CTA-1A-L1-3	8/27/2002	3.3	mg/kg			
			OU5-CTA-1A-L1-4	8/27/2002	3.4	mg/kg			
			OU5-CTA-1A-L1-SBA1	8/27/2002	1.6	mg/kg			
			OU5-CTA-1A-L1-SBA2	8/27/2002	2.4	mg/kg			

Area	Group	Address	Sample ID	Sample Date	Result \1		Units	Duplicate Match	Specialty Boring?	Grid Sampled?
			OU5-CTA-1A-L1-SBA3	8/27/2002	1.4		mg/kg			
			OU5-CTA-1A-L1-SBA4	8/27/2002	1.1	J	mg/kg			
			OU5-CTA-1A-L1-SBA5	8/27/2002	2.2		mg/kg			
			OU5-CTA-1A-L1-SBA6	8/27/2002	2.7		mg/kg			
			OU5-CTA-1A-L1-SBB-DUP110	8/28/2002	0.55	J	mg/kg	OU5-CTA-1A-L1-SBB3		
			OU5-CTA-1A-L1-SBB1	8/28/2002	1	J	mg/kg			
			OU5-CTA-1A-L1-SBB2	8/28/2002	3.1		mg/kg			
			OU5-CTA-1A-L1-SBB3	8/28/2002	0.73	J	mg/kg			
CTA	***1A***	***4301 50th Street, Lot 2***							***No***	***No***
			OU5-CTA-1A-L2-1	8/27/2002	3		mg/kg			
			OU5-CTA-1A-L2-2	8/27/2002	2.7		mg/kg			
			OU5-CTA-1A-L2-3	8/27/2002	2.5		mg/kg			
			OU5-CTA-1A-L2-4	8/27/2002	2		mg/kg			
			OU5-CTA-1A-L2-SB1	8/27/2002	3.1		mg/kg			
			OU5-CTA-1A-L2-SB2	8/27/2002	1.8		mg/kg			
			OU5-CTA-1A-L2-SB3	8/27/2002	3.9		mg/kg			
			OU5-CTA-1A-L2-SB4	8/27/2002	3.3		mg/kg			
CSA	***6***	***4301 Verplanck Place***							***No***	***No***
			OU5-CSA-6-4301VP-1	11/9/2001	8.3		mg/kg			
			OU5-CSA-6-4301VP-2	11/9/2001	5		mg/kg			
CSA	***6***	***4301 Warren Street***							***Yes***	***Yes***
			OU5-CSA-6-4301WS-1	3/26/2002	16.6		mg/kg			
			OU5-CSA-6-4301WS-2	3/26/2002	3.6		mg/kg			
			OU5-CSA-6-4301WS-SB1	3/26/2002	6.5		mg/kg			
			OU5-CSA-6-4301WS-SB2	3/26/2002	5.3		mg/kg			
			OU5-CSA-6-4301WS-SB3	3/26/2002	4.4		mg/kg			
			OU5-CSA-6-4301WS-SB4	3/26/2002	3		mg/kg			
			OU5-CSA-6-4301WS-SB5	3/26/2002	7.5		mg/kg			
			OU5-CSA-6-4301WS-SB6	3/26/2002	7.9		mg/kg			
			OU5-CSA-6-4301WS-SB7	3/26/2002	4.4		mg/kg			
			OU5-CSA-6-4301WS-SB8	3/26/2002	5.7		mg/kg			
CSA	***7***	***4304 Van Ness Street***							***Yes***	***No***
			OU5-CSA-7-4304VNS-1	8/23/2001	8.7		mg/kg			
			OU5-CSA-7-4304VNS-2	8/23/2001	7		mg/kg			
			OU5-CSA-7-4304VNS-SB-DUP83	10/9/2001	3.3		mg/kg	OU5-CSA-7-4304VNS-SB1		

Area	Group	Address	Sample ID	Sample Date	Result \1		Units	Duplicate Match	Specialty Boring?	Grid Sampled?
			OU5-CSA-7-4304VNS-SB1	10/9/2001	4.8		mg/kg			
			OU5-CSA-7-4304VNS-SB2	10/9/2001	1.1	J	mg/kg			
			OU5-CSA-7-4304VNS-SB3	10/9/2001	1.5	J	mg/kg			
			OU5-CSA-7-4304VNS-SB4	10/9/2001	2	J	mg/kg			
			OU5-CSA-7-4304VNS-SB5	10/9/2001	0.95	J	mg/kg			
			OU5-CSA-7-4304VNS-SB6	10/9/2001	1.2	J	mg/kg			
			OU5-CSA-7-4304VNS-SB7	10/9/2001	0.72	J	mg/kg			
CSA	***6***	***4304 Yuma Street***							***No***	***No***
			OU5-CSA-6-4304YS-1	9/21/2001	5.5		mg/kg			
			OU5-CSA-6-4304YS-2	9/21/2001	9.9		mg/kg			
CSA	***6***	***4305 Van Ness Street***							***No***	***No***
			OU5-CSA-6-4305VNS-1	7/20/2001	4.9		mg/kg			
			OU5-CSA-6-4305VNS-2	7/20/2001	7.7		mg/kg			
CSA	***6***	***4305 Warren Street***							***Yes***	***No***
			OU5-CSA-6-4305WS-1	8/7/2001	6.3		mg/kg			
			OU5-CSA-6-4305WS-2	8/7/2001	6.2		mg/kg			
			OU5-CSA-6-4305WS-SB1	8/7/2001	3.2		mg/kg			
			OU5-CSA-6-4305WS-SB10	8/7/2001	5.2		mg/kg			
			OU5-CSA-6-4305WS-SB2	8/7/2001	1.5	J	mg/kg			
			OU5-CSA-6-4305WS-SB3	8/7/2001	2.3	J	mg/kg			
			OU5-CSA-6-4305WS-SB4	8/7/2001	0.89	J	mg/kg			
			OU5-CSA-6-4305WS-SB5	8/7/2001	4.1		mg/kg			
			OU5-CSA-6-4305WS-SB6	8/7/2001	2.9		mg/kg			
			OU5-CSA-6-4305WS-SB7	8/7/2001	6.6		mg/kg			
			OU5-CSA-6-4305WS-SB8	8/7/2001	3.7		mg/kg			
			OU5-CSA-6-4305WS-SB9	8/7/2001	4.7		mg/kg			
CSA	***2***	***4308 50th Street***							***Yes***	***No***
			OU5-CSA-2-4308(50)-1	3/27/2002	2.8		mg/kg			
			OU5-CSA-2-4308(50)-2	3/27/2002	1.8	J	mg/kg			
			OU5-CSA-2-4308(50)-SB-DUP107	3/27/2002	1.3	J	mg/kg	OU5-CSA-2-4308(50)-SB5		
			OU5-CSA-2-4308(50)-SB1	3/27/2002	1.2	J	mg/kg			
			OU5-CSA-2-4308(50)-SB2	3/27/2002	1.9		mg/kg			
			OU5-CSA-2-4308(50)-SB3	3/27/2002	2		mg/kg			
			OU5-CSA-2-4308(50)-SB4	3/27/2002	2.3		mg/kg			
			OU5-CSA-2-4308(50)-SB5	3/27/2002	2		mg/kg			

Area	Group	Address	Sample ID	Sample Date	Result \1	Units	Duplicate Match	Specialty Boring?	Grid Sampled?
CSA	7	4308 Van Ness Street						No	No
			OU5-CSA-7-4308VNS-1	3/22/2002	6.3	mg/kg			
			OU5-CSA-7-4308VNS-2	3/22/2002	4.8	mg/kg			
CSA	6	4309 Van Ness Street						No	No
			OU5-CSA-6-4309VNS-1	3/21/2002	4.6	mg/kg			
			OU5-CSA-6-4309VNS-2	3/21/2002	3.7	mg/kg			
CSA	6	4310 44th Street						Yes	No
			OU5-CSA-6-4310(44)-1	5/1/2002	4	mg/kg			
			OU5-CSA-6-4310(44)-2	5/1/2002	4	mg/kg			
			OU5-CSA-6-4310(44)-SB-DUP109	5/1/2002	4.2	mg/kg	OU5-CSA-6-4310(44)-SB5		
			OU5-CSA-6-4310(44)-SB1	5/1/2002	2.6	mg/kg			
			OU5-CSA-6-4310(44)-SB2	5/1/2002	2.4	mg/kg			
			OU5-CSA-6-4310(44)-SB3	5/1/2002	4.3	mg/kg			
			OU5-CSA-6-4310(44)-SB4	5/1/2002	4.1	mg/kg			
			OU5-CSA-6-4310(44)-SB5	5/1/2002	2.5	mg/kg			
			OU5-CSA-6-4310(44)-SB6	5/1/2002	3.5	mg/kg			
CSA	6	4311 Warren Street						No	No
			OU5-CSA-6-4311WS-1	3/21/2002	4	mg/kg			
			OU5-CSA-6-4311WS-2	3/21/2002	6.5	mg/kg			
CSA	6	4311 Windom Place						No	No
			OU5-CSA-6-4311WinP-1	7/20/2001	5.2	mg/kg			
			OU5-CSA-6-4311WinP-2	7/20/2001	5.9	mg/kg			
CSA	6	4312 43rd Street						No	No
			OU5-CSA-6-4312(43)-1	3/21/2002	4.4	mg/kg			
			OU5-CSA-6-4312(43)-2	3/21/2002	3.5	mg/kg			
CSA	7	4312 Van Ness Street						No	No
			OU5-CSA-7-4312VNS-1	11/8/2001	4.6	mg/kg			
			OU5-CSA-7-4312VNS-2	11/8/2001	2.7	mg/kg			
CSA	6	4312 Warren Street						No	No
			OU5-CSA-6-4312WS-1	7/20/2001	5.9	mg/kg			
			OU5-CSA-6-4312WS-2	7/20/2001	3.8	mg/kg			

Area	Group	Address	Sample ID	Sample Date	Result \1	Units	Duplicate Match	Specialty Boring?	Grid Sampled?
CSA	6	4315 43rd Street						No	No
			OU5-CSA-6-4315(43)-1	8/24/2001	5.7	mg/kg			
			OU5-CSA-6-4315(43)-2	8/24/2001	6.1	mg/kg			
CSA	3	4315 50th Street, Lot 4						Yes	No
			OU5-CSA-3-L4-1	8/28/2002	4	mg/kg			
			OU5-CSA-3-L4-2	8/28/2002	4	mg/kg			
			OU5-CSA-3-L4-DUP115	8/28/2002	3.9	mg/kg	OU5-CSA-3-L4-1		
			OU5-CSA-3-L4-SBA1	8/28/2002	2.9	mg/kg			
			OU5-CSA-3-L4-SBA2	8/28/2002	4.7	mg/kg			
			OU5-CSA-3-L4-SBA3	8/28/2002	2.5	mg/kg			
			OU5-CSA-3-L4-SBA4	8/28/2002	2.4	mg/kg			
			OU5-CSA-3-L4-SBA5	8/28/2002	2.2	mg/kg			
			OU5-CSA-3-L4-SBB1	8/28/2002	1.8	mg/kg			
			OU5-CSA-3-L4-SBB2	8/28/2002	2.6	mg/kg			
			OU5-CSA-3-L4-SBB3	8/28/2002	2.1	mg/kg			
			OU5-CSA-3-L4-SBB4	8/28/2002	1.7	mg/kg			
			OU5-CSA-3-L4-SBB5	8/28/2002	3.3	mg/kg			
			OU5-CSA-3-L4-SBB6	8/28/2002	1.9	mg/kg			
			OU5-CSA-3-L4-SBC-DUP111	8/28/2002	1.9	mg/kg	OU5-CSA-3-L4-SBC2		
			OU5-CSA-3-L4-SBC1	8/28/2002	0.47 J	mg/kg			
			OU5-CSA-3-L4-SBC2	8/28/2002	2.2	mg/kg			
			OU5-CSA-3-L4-SBC3	8/28/2002	2.6	mg/kg			
			OU5-CSA-3-L4-SBC4	8/28/2002	3.5	mg/kg			
			OU5-CSA-3-L4-SBC5	8/28/2002	4	mg/kg			
			OU5-CSA-3-L4-SBC6	8/28/2002	4.5	mg/kg			
			OU5-CSA-3-L4-SBC7	8/28/2002	2	mg/kg			
			OU5-CSA-3-L4-SBC8	8/28/2002	2	mg/kg			
CSA	6	4315 Van Ness Street						No	No
			OU5-CSA-6-4315VNS-1	7/20/2001	4	mg/kg			
			OU5-CSA-6-4315VNS-2	7/20/2001	6.9	mg/kg			
CSA	7	4316 Van Ness Street						No	No
			OU5-CSA-7-4316VNS-1	7/20/2001	5.5	mg/kg			
			OU5-CSA-7-4316VNS-2	7/20/2001	6	mg/kg			
CSA	6	4316 Windom Place						No	Yes + 1' arsenic boring
			OU5-CSA-6-4316WinP-1	6/11/2002	20.4	mg/kg			

Area	Group	Address	Sample ID	Sample Date	Result \1	Units	Duplicate Match	Specialty Boring?	Grid Sampled?
			OU5-CSA-6-4316WinP-2	6/11/2002	3.6	mg/kg			
CSA	6	4317 Warren Street						No	Yes + specialty boring
			OU5-CSA-6-4317WS-1	11/14/2001	33.8	mg/kg			
			OU5-CSA-6-4317WS-2	11/14/2001	52.8	mg/kg			
CSA	6	4317 Windom Place						No	No
			OU5-CSA-6-4317WinP-1	7/20/2001	6.6	mg/kg			
			OU5-CSA-6-4317WinP-2	7/20/2001	5.5	mg/kg			
CSA	6	4318 Warren Street						No	Yes + 1' arsenic boring
			OU5-CSA-6-4318WS-1	8/24/2001	35.8	mg/kg			
			OU5-CSA-6-4318WS-2	8/24/2001	22.7	mg/kg			
CSA	6	4319 Van Ness Street						No	No
			OU5-CSA-6-4319VNS-1	10/12/2001	4.9	mg/kg			
			OU5-CSA-6-4319VNS-2	10/12/2001	5.9	mg/kg			
CSA	7	4320 Van Ness Street						No	No
			OU5-CSA-7-4320VNS-1	11/9/2001	8.7	mg/kg			
			OU5-CSA-7-4320VNS-2	11/9/2001	5.4	mg/kg			
CSA	6	4321 43rd Street						No	No
			OU5-CSA-6-4321(43)-1	7/20/2001	4.2	mg/kg			
			OU5-CSA-6-4321(43)-2	7/20/2001	5.2	mg/kg			
CSA	6	4321 Van Ness Street						No	No
			OU5-CSA-6-4321VNS-1	11/9/2001	3.7	mg/kg			
			OU5-CSA-6-4321VNS-2	11/9/2001	4.7	mg/kg			
CSA	6	4321 Verplanck Place						Yes	No
			OU5-CSA-6-4321VP-1	10/1/2001	7.9	mg/kg			
			OU5-CSA-6-4321VP-2	10/1/2001	3.7	mg/kg			
			OU5-CSA-6-4321VP-SB1	10/1/2001	2.8	mg/kg			
			OU5-CSA-6-4321VP-SB2	10/1/2001	3.8 J	mg/kg			
			OU5-CSA-6-4321VP-SB3	10/1/2001	4.4	mg/kg			
			OU5-CSA-6-4321VP-SB4	10/1/2001	1.7 J	mg/kg			
			OU5-CSA-6-4321VP-SB5	10/1/2001	1.5 J	mg/kg			
			OU5-CSA-6-4321VP-SB6	10/1/2001	1.3 J	mg/kg			
			OU5-CSA-6-4321VP-SB7	10/1/2001	0.75 J	mg/kg			

Area	Group	Address	Sample ID	Sample Date	Result \1	Units	Duplicate Match	Specialty Boring?	Grid Sampled?
			OU5-CSA-6-4321VP-SB8	10/1/2001	1.5 J	mg/kg			
CSA	6	4322 42nd Street						No	No
			OU5-CSA-6-4322(42)-1	8/3/2001	6.1	mg/kg			
			OU5-CSA-6-4322(42)-2	8/3/2001	4.7	mg/kg			
CSA	6	4322 Windom Place						No	No
			OU5-CSA-6-4322WinP-1	11/14/2001	7.7	mg/kg			
			OU5-CSA-6-4322WinP-2	11/14/2001	5.5	mg/kg			
CSA	6	4323 Warren Street						No	Yes + 1' arsenic boring
			OU5-CSA-6-4323WS-1	7/27/2001	15.5	mg/kg			
			OU5-CSA-6-4323WS-2	7/27/2001	24.5	mg/kg			
CSA	6	4323 Windom Place						No	Yes + 1' arsenic boring
			OU5-CSA-6-4323WinP-1	8/24/2001	6.8	mg/kg			
			OU5-CSA-6-4323WinP-2	8/24/2001	16.4	mg/kg			
CSA	6	4324 43rd Street						No	No
			OU5-CSA-6-4324(43)-1	7/20/2001	4.6	mg/kg			
			OU5-CSA-6-4324(43)-2	7/20/2001	5.2	mg/kg			
CSA	7	4324 Van Ness Street						No	No
			OU5-CSA-7-4324VNS-1	1/10/2002	3.7	mg/kg			
			OU5-CSA-7-4324VNS-2	1/10/2002	4.4	mg/kg			
CSA	6	4324 Verplanck Place						No	No
			OU5-CSA-6-4324VP-1	11/14/2001	5.1	mg/kg			
			OU5-CSA-6-4324VP-2	11/14/2001	10.8	mg/kg			
CSA	6	4324 Warren Street						No	No
			OU5-CSA-6-4324WS-1	8/24/2001	3.7	mg/kg			
			OU5-CSA-6-4324WS-2	8/24/2001	9.3	mg/kg			
CSA	6	4325 Van Ness Street						No	No
			OU5-CSA-6-4325VNS-(1)	2/14/2002	4.6	mg/kg			
			OU5-CSA-6-4325VNS-(2)	2/14/2002	6.4	mg/kg			
CSA	6	4325 Verplanck Place						No	No
			OU5-CSA-6-4325VP-1	4/25/2002	6.6	mg/kg			
			OU5-CSA-6-4325VP-2	4/25/2002	5.6	mg/kg			

Area	Group	Address	Sample ID	Sample Date	Result \1	Units	Duplicate Match	Specialty Boring?	Grid Sampled?
CSA	6	4326 42nd Street						No	No
			OU5-CSA-6-4326(42)-1	8/24/2001	6.2	mg/kg			
			OU5-CSA-6-4326(42)-2	8/24/2001	5.6	mg/kg			
CSA	6	4327 43rd Street						No	No
			OU5-CSA-6-4327(43)-1	10/24/2001	6.1	mg/kg			
			OU5-CSA-6-4327(43)-2	10/24/2001	4.8	mg/kg			
CSA	7	4328 Van Ness Street						No	No
			OU5-CSA-7-4328VNS-1	8/24/2001	4.9	mg/kg			
			OU5-CSA-7-4328VNS-2	8/24/2001	5.6	mg/kg			
CSA	6	4328 Verplanck Place						No	No
			OU5-CSA-6-4328VP-1	8/24/2001	6.3	mg/kg			
			OU5-CSA-6-4328VP-2	8/24/2001	8.2	mg/kg			
			OU5-CSA-6-4328VP-DUP50	8/24/2001	9.6	mg/kg	OU5-CSA-6-4328VP-2		
CSA	6	4328 Windom Place						No	Yes + 1' arsenic boring
			OU5-CSA-6-4328WinP-1	8/24/2001	17.7	mg/kg			
			OU5-CSA-6-4328WinP-2	8/24/2001	11.6	mg/kg			
CSA	6	4329 Van Ness Street						No	No
			OU5-CSA-6-4329VNS-1	8/27/2002	6.3	mg/kg			
			OU5-CSA-6-4329VNS-2	8/27/2002	8.9	mg/kg			
CSA	6	4329 Verplanck Place						No	Yes + 1' arsenic boring
			OU5-CSA-6-4329VP-1	7/20/2001	9.3	mg/kg			
			OU5-CSA-6-4329VP-2	7/20/2001	23.8	mg/kg			
			OU5-CSA-6-4329VP-DUP30-1	7/20/2001	24.7	mg/kg	OU5-CSA-6-4329VP-2		
CSA	6	4329 Windom Place						No	No
			OU5-CSA-6-4329WinP-1	3/22/2002	4.1 K	mg/kg			
			OU5-CSA-6-4329WinP-2	3/22/2002	4.1 K	mg/kg			
CSA	6	4330 42nd Street						No	Yes + specialty boring
			OU5-CSA-6-4330(42)-1	8/17/2001	56.3	mg/kg			
			OU5-CSA-6-4330(42)-2	8/17/2001	68.2	mg/kg			
			OU5-CSA-6-4330(42)-DUP46	8/17/2001	57.5	mg/kg	OU5-CSA-6-4330(42)-2		

Area	Group	Address	Sample ID	Sample Date	Result \1		Units	Duplicate Match	Specialty Boring?	Grid Sampled?
CSA	6	4330 43rd Street							No	No
			OU5-CSA-6-4330(43)-1	8/24/2001	5.4		mg/kg			
			OU5-CSA-6-4330(43)-2	8/24/2001	5.6		mg/kg			
			OU5-CSA-6-4330(43)-DUP51	8/24/2001	5.5		mg/kg	OU5-CSA-6-4330(43)-2		
CSA	2	4330 50th Street							No	No
			OU5-CSA-2-4330(50)-1	3/28/2002	2.1		mg/kg			
			OU5-CSA-2-4330(50)-2	3/28/2002	2.6		mg/kg			
CSA	6	4330 Warren Street							No	No
			OU5-CSA-6-4330WS-1	6/11/2002	10.9		mg/kg			
			OU5-CSA-6-4330WS-2	6/11/2002	8.4		mg/kg			
CSA	6	4331 43rd Street							No	Yes + 1' arsenic boring
			OU5-CSA-6-4331(43)-1	7/20/2001	14.5		mg/kg			
			OU5-CSA-6-4331(43)-2	7/20/2001	6.3		mg/kg			
CSA	6	4332 Verplanck Place							Yes	No
			OU5-CSA-6-4332VP-1	10/2/2001	3		mg/kg			
			OU5-CSA-6-4332VP-2	10/2/2001	5.7		mg/kg			
			OU5-CSA-6-4332VP-DUP66	10/2/2001	2.6		mg/kg	OU5-CSA-6-4332VP-1		
			OU5-CSA-6-4332VP-SB1	10/2/2001	2	J	mg/kg			
			OU5-CSA-6-4332VP-SB2	10/2/2001	3.1		mg/kg			
			OU5-CSA-6-4332VP-SB3	10/2/2001	10.9		mg/kg			
			OU5-CSA-6-4332VP-SB4	10/2/2001	1.2	J	mg/kg			
			OU5-CSA-6-4332VP-SB5	10/2/2001	0.94	J	mg/kg			
			OU5-CSA-6-4332VP-SB6	10/2/2001	2.3		mg/kg			
CSA	6	4333 Van Ness Street							Yes	Yes
			OU5-CSA-6-4333VNS-1	7/30/2001	12.5	J	mg/kg			
			OU5-CSA-6-4333VNS-2	7/30/2001	56.5	J	mg/kg			
			OU5-CSA-6-4333VNS-SB-1	7/30/2001	9.7	J	mg/kg			
			OU5-CSA-6-4333VNS-SB-2	7/30/2001	3.2	J	mg/kg			
			OU5-CSA-6-4333VNS-SB-3	7/30/2001	1.8	J	mg/kg			
			OU5-CSA-6-4333VNS-SB-4	7/30/2001	0.73	J	mg/kg			
			OU5-CSA-6-4333VNS-SB-5	7/30/2001	0.99	J	mg/kg			
			OU5-CSA-6-4333VNS-SB-6	7/30/2001	0.85	J	mg/kg			

Area	Group	Address	Sample ID	Sample Date	Result \1	Units	Duplicate Match	Specialty Boring?	Grid Sampled?
CSA	6	4333 Verplanck Place						No	No
			OU5-CSA-6-4333VP-1	11/14/2001	3.5	mg/kg			
			OU5-CSA-6-4333VP-2	11/14/2001	7.4	mg/kg			
			OU5-CSA-6-4333VP-DUP89	11/14/2001	6.4	mg/kg	OU5-CSA-6-4333VP-2		
CSA	6	4334 Windom Place						No	No
			OU5-CSA-6-4334WinP-1	11/14/2001	5.3	mg/kg			
			OU5-CSA-6-4334WinP-2	11/14/2001	4.3	mg/kg			
			OU5-CSA-6-4334WinP-DUP90	11/14/2001	5.1	mg/kg	OU5-CSA-6-4334WinP-2		
CSA	6	4335 Van Ness Street						No	No
			OU5-CSA-6-4335VNS-1	4/25/2002	6.2	mg/kg			
			OU5-CSA-6-4335VNS-2	4/25/2002	5.6	mg/kg			
CSA	6	4335 Warren Street						No	No
			OU5-CSA-6-4335WS-1	8/24/2001	6.9	mg/kg			
			OU5-CSA-6-4335WS-2	8/24/2001	6.1	mg/kg			
CSA	6	4336 Verplanck Place						No	No
			OU5-CSA-6-4336VP-1	8/24/2001	4.1	mg/kg			
			OU5-CSA-6-4336VP-2	8/24/2001	5.6	mg/kg			
CSA	6	4336 Warren Street						No	No
			OU5-CSA-6-4336WS-1	7/20/2001	12.3	mg/kg			
			OU5-CSA-6-4336WS-2	7/20/2001	5.1	mg/kg			
CSA	6	4337 Verplanck Place						No	Yes + 1' arsenic boring
			OU5-CSA-6-4337VP-1	7/25/2001	9.1	mg/kg			
			OU5-CSA-6-4337VP-2	7/25/2001	14.6	mg/kg			
CSA	6	4340 Verplanck Place						Yes	No
			OU5-CSA-6-4340VP-1	7/30/2001	3.3	mg/kg			
			OU5-CSA-6-4340VP-2	7/30/2001	4.3	mg/kg			
			OU5-CSA-6-4340VP-SB-1	7/30/2001	1.8 J	mg/kg			
			OU5-CSA-6-4340VP-SB-2	7/30/2001	1.7 J	mg/kg			
			OU5-CSA-6-4340VP-SB-3	7/30/2001	1.9 J	mg/kg			
			OU5-CSA-6-4340VP-SB-4	7/30/2001	2.6	mg/kg			
			OU5-CSA-6-4340VP-SB-5	7/30/2001	1.6 J	mg/kg			
			OU5-CSA-6-4340VP-SB-6	7/30/2001	1.6 J	mg/kg			

Area	Group	Address	Sample ID	Sample Date	Result \1		Units	Duplicate Match	Specialty Boring?	Grid Sampled?
			OU5-CSA-6-4340VP-SB-7	7/30/2001	1	J	mg/kg			
			OU5-CSA-6-4340VP-SB-8	7/30/2001	1.1	J	mg/kg			
			OU5-CSA-6-4340VP-SB-9	7/30/2001	0.96	J	mg/kg			
CSA	6	4340 Windom Place							Yes	No
			OU5-CSA-6-4340WinP-1	8/1/2001	4.7		mg/kg			
			OU5-CSA-6-4340WinP-2	8/1/2001	3.7		mg/kg			
			OU5-CSA-6-4340WinP-SB1	8/1/2001	1.4	J	mg/kg			
			OU5-CSA-6-4340WinP-SB2	8/1/2001	4		mg/kg			
			OU5-CSA-6-4340WinP-SB3	8/1/2001	3.2		mg/kg			
			OU5-CSA-6-4340WinP-SB4	8/1/2001	3.4		mg/kg			
			OU5-CSA-6-4340WinP-SB5	8/1/2001	3.2		mg/kg			
			OU5-CSA-6-4340WinP-SB6	8/1/2001	3		mg/kg			
			OU5-CSA-6-4340WinP-SB7	8/1/2001	1.7	J	mg/kg			
			OU5-CSA-6-4340WinP-SB8	8/1/2001	0.65	J	mg/kg			
			OU5-CSA-6-4340WinP-SB9	8/1/2001	0.86	J	mg/kg			
CSA	6	4341 Verplanck Place							No	No
			OU5-CSA-6-4341VP-1	8/24/2001	8.7		mg/kg			
			OU5-CSA-6-4341VP-2	8/24/2001	4.3		mg/kg			
CSA	6	4341 Warren Street							No	Yes + 1' arsenic boring
			OU5-CSA-6-4341WS-1	8/24/2001	13.2		mg/kg			
			OU5-CSA-6-4341WS-2	8/24/2001	4.3		mg/kg			
CSA	6	4344 Verplanck Place							Yes	No
			OU5-CSA-6-4344VP-1	7/30/2001	3.6		mg/kg			
			OU5-CSA-6-4344VP-2	7/30/2001	4		mg/kg			
			OU5-CSA-6-4344VP-SB-1	7/30/2001	1.4	J	mg/kg			
			OU5-CSA-6-4344VP-SB-2	7/30/2001	1.1	J	mg/kg			
			OU5-CSA-6-4344VP-SB-3	7/30/2001	1.4	J	mg/kg			
			OU5-CSA-6-4344VP-SB-4	7/30/2001	3.9		mg/kg			
			OU5-CSA-6-4344VP-SB-5	7/30/2001	2.8		mg/kg			
			OU5-CSA-6-4344VP-SB-6	7/30/2001	1.1	J	mg/kg			
			OU5-CSA-6-4344VP-SB-7	7/30/2001	0.88	J	mg/kg			
			OU5-CSA-6-4344VP-SB-8	7/30/2001	1.1	J	mg/kg			
			OU5-CSA-6-4344VP-SB-9	7/30/2001	0.78	J	mg/kg			
CSA	6	4345 Verplanck Place							No	No
			OU5-CSA-6-4345VP-1	7/24/2001	3.3		mg/kg			

Area	Group	Address	Sample ID	Sample Date	Result \1	Units	Duplicate Match	Specialty Boring?	Grid Sampled?
			OU5-CSA-6-4345VP-2	7/24/2001	5.7	mg/kg			
CSA	6	4347 Warren Street						No	Yes + 1' arsenic boring
			OU5-CSA-6-4347WS-1	11/9/2001	11.8	mg/kg			
			OU5-CSA-6-4347WS-2	11/9/2001	13.2	mg/kg			
CSA	6	4348 Verplanck Place						No	No
			OU5-CSA-6-4348VP-1	11/14/2001	6.5	mg/kg			
			OU5-CSA-6-4348VP-2	11/14/2001	2.9 J	mg/kg			
CSA	6	4348 Warren Street						No	No
			OU5-CSA-6-4348WS-1	7/27/2001	7.8	mg/kg			
			OU5-CSA-6-4348WS-2	7/27/2001	8	mg/kg			
CSA	6	4349 Verplanck Place						No	Yes + 1' arsenic boring
			OU5-CSA-6-4349VP-1	8/23/2001	9.5	mg/kg			
			OU5-CSA-6-4349VP-2	8/23/2001	17	mg/kg			
CSA	2	4350 50th Street						Yes	No
			OU5-CSA-2-4350(50)-1	3/19/2002	2.6	mg/kg			
			OU5-CSA-2-4350(50)-2	3/19/2002	3.6	mg/kg			
			OU5-CSA-2-4350(50)-SB1	3/19/2002	1.8	mg/kg			
			OU5-CSA-2-4350(50)-SB2	3/19/2002	1.6	mg/kg			
			OU5-CSA-2-4350(50)-SB3	3/19/2002	1.7	mg/kg			
			OU5-CSA-2-4350(50)-SB4	3/19/2002	2.9	mg/kg			
			OU5-CSA-2-4350(50)-SB5	3/19/2002	2.6	mg/kg			
			OU5-CSA-2-4350(50)-SB6	3/19/2002	2.7	mg/kg			
CSA	6	4352 Verplanck Place						No	No
			OU5-CSA-6-4352VP-1	1/10/2002	4.5	mg/kg			
			OU5-CSA-6-4352VP-2	1/10/2002	3.2	mg/kg			
CSA	6	4352 Windom Place						No	No
			OU5-CSA-6-4352WinP-1	11/19/2001	4.3	mg/kg			
			OU5-CSA-6-4352WinP-2	11/19/2001	4	mg/kg			
CSA	6	4353 Verplanck Place						Yes	No
			OU5-CSA-6-4353VP-1	10/2/2001	3.7 J	mg/kg			
			OU5-CSA-6-4353VP-2	10/2/2001	3.4	mg/kg			
			OU5-CSA-6-4353VP-SB-DUP80	10/2/2001	0.56 J	mg/kg	OU5-CSA-6-4353VP-SB10		

Area	Group	Address	Sample ID	Sample Date	Result \1		Units	Duplicate Match	Specialty Boring?	Grid Sampled?
			OU5-CSA-6-4353VP-SB1	10/2/2001	3.2		mg/kg			
			OU5-CSA-6-4353VP-SB10	10/2/2001	0.69	J	mg/kg			
			OU5-CSA-6-4353VP-SB2	10/2/2001	1.5	J	mg/kg			
			OU5-CSA-6-4353VP-SB3	10/2/2001	1.2	J	mg/kg			
			OU5-CSA-6-4353VP-SB4	10/2/2001	0.67	J	mg/kg			
			OU5-CSA-6-4353VP-SB5	10/2/2001	0.65	J	mg/kg			
			OU5-CSA-6-4353VP-SB6	10/2/2001	0.84	J	mg/kg			
			OU5-CSA-6-4353VP-SB7	10/2/2001	0.74	J	mg/kg			
			OU5-CSA-6-4353VP-SB8	10/2/2001	0.41	U	mg/kg			
			OU5-CSA-6-4353VP-SB9	10/2/2001	0.5	U	mg/kg			
CSA	***6***	***4353 Warren Street***							***No***	***No***
			OU5-CSA-6-4353WS-1	7/25/2001	8.3		mg/kg			
			OU5-CSA-6-4353WS-2	7/25/2001	5.5		mg/kg			
CSA	***6***	***4354 Warren Street***							***No***	***Yes + 1' arsenic boring***
			OU5-CSA-6-4354WS-1	11/14/2001	23.5		mg/kg			
			OU5-CSA-6-4354WS-2	11/14/2001	8		mg/kg			
CSA	***6***	***4358 Windom Place***							***No***	***No***
			OU5-CSA-6-4358WinP-1	7/24/2001	4.1		mg/kg			
			OU5-CSA-6-4358WinP-2	7/24/2001	5		mg/kg			
CSA	***7***	***4360 Van Ness Street***							***No***	***No***
			OU5-CSA-7-4360VNS-1	8/7/2001	4.5		mg/kg			
			OU5-CSA-7-4360VNS-2	8/7/2001	9.7		mg/kg			
CSA	***2***	***4400 50th Street***							***No***	***No***
			OU5-CSA-2-4400(50)-1	7/6/2001	2.3	J	mg/kg			
			OU5-CSA-2-4400(50)-2	7/6/2001	1.9	J	mg/kg			
OU4	***OU4***	***4400 Massachusetts Avenue, Lot 1***							***Yes***	***No***
			OU4-AU01-1	11/13/2000	5.57		mg/kg			
			OU4-AU01-2	11/13/2000	2.7		mg/kg			
			OU4-AU01-3	11/13/2000	2.59		mg/kg			
			OU4-AU01-4	11/13/2000	4.32		mg/kg			
			OU4-AU01-SB-1	11/13/2000	4.41		mg/kg			
			OU4-AU01-SB-2	11/13/2000	4.34		mg/kg			
			OU4-AU01-SB-3	11/13/2000	3.09		mg/kg			
			OU4-AU01-SB-4	11/13/2000	2.29		mg/kg			

Area	Group	Address	Sample ID	Sample Date	Result \1		Units	Duplicate Match	Specialty Boring?	Grid Sampled?
			OU4-AU01-SB-5	11/13/2000	2.5		mg/kg			
			OU4-AU01-SB-6	11/13/2000	1.72		mg/kg			
OU4	**OU4**	**4400 Massachusetts Avenue, Lot 10**							**Yes**	**Yes**
			OU4-AU10-1	11/15/2000	4.76		mg/kg			
			OU4-AU10-2	11/15/2000	16.6		mg/kg			
			OU4-AU10-3	11/15/2000	21.1		mg/kg			
			OU4-AU10-4	11/15/2000	8.4		mg/kg			
			OU4-AU10-DUP-02	11/15/2000			mg/kg			
			OU4-AU10-DUP01	3/14/2001	5.43	J	mg/kg			
			OU4-AU10-DUP02	3/14/2001	14.8		mg/kg			
			OU4-AU10-DUP03	3/14/2001	15.4		mg/kg			
			OU4-AU10-DUP04	3/14/2001	3.12		mg/kg			
			OU4-AU10-SB1	11/14/2000	4.76		mg/kg			
			OU4-AU10-SB10	11/14/2000	0.54	J	mg/kg			
			OU4-AU10-SB11	11/14/2000	0.98		mg/kg			
			OU4-AU10-SB12	11/14/2000	0.87		mg/kg			
			OU4-AU10-SB2	11/14/2000	2.06		mg/kg			
			OU4-AU10-SB3	11/14/2000	1.87		mg/kg			
			OU4-AU10-SB4	11/14/2000	2.3		mg/kg			
			OU4-AU10-SB5	11/14/2000	3.27		mg/kg			
			OU4-AU10-SB6	11/14/2000	2.92		mg/kg			
			OU4-AU10-SB7	11/14/2000	4.09		mg/kg			
			OU4-AU10-SB8	11/14/2000	3.66		mg/kg			
			OU4-AU10-SB9	11/14/2000	2.29		mg/kg			
CSA	**9**	**4400 Massachusetts Avenue, Lot 11**							**No**	**No**
			OU5-CSA-9-L11-1	8/17/2001	2.6		mg/kg			
			OU5-CSA-9-L11-2	8/17/2001	4.4		mg/kg			
OU4	**OU4**	**4400 Massachusetts Avenue, Lot 11**							**Yes**	**Yes**
			OU4-AU11-1	11/16/2000	5.45		mg/kg			
			OU4-AU11-2	11/16/2000	3.8		mg/kg			
			OU4-AU11-3	11/16/2000	31.5		mg/kg			
			OU4-AU11-4	11/16/2000	30.3		mg/kg			
			OU4-AU11-DUP10	11/22/2000	2.28		mg/kg			
			OU4-AU11-SB-1	11/22/2000	29.2		mg/kg			
			OU4-AU11-SB-10	11/22/2000	4.77		mg/kg			
			OU4-AU11-SB-2	11/22/2000	2.03		mg/kg			

Area	Group	Address	Sample ID	Sample Date	Result \1		Units	Duplicate Match	Specialty Boring?	Grid Sampled?
			OU4-AU11-SB-3	11/22/2000	1.58		mg/kg			
			OU4-AU11-SB-4	11/22/2000	3.64		mg/kg			
			OU4-AU11-SB-5	11/22/2000	3.76		mg/kg			
			OU4-AU11-SB-6	11/22/2000	4.06		mg/kg			
			OU4-AU11-SB-7	11/22/2000	2.29		mg/kg			
			OU4-AU11-SB-8	11/22/2000	2.67		mg/kg			
			OU4-AU11-SB-9	11/22/2000	2.58		mg/kg			
OU4	***OU4***	***4400 Massachusetts Avenue, Lot 12***							***Yes***	***Yes***
			OU4-AU12-1	11/22/2000	31.3		mg/kg			
			OU4-AU12-2	11/22/2000	7.17		mg/kg			
			OU4-AU12-3	11/22/2000	7.46		mg/kg			
			OU4-AU12-4	11/22/2000	46.7		mg/kg			
			OU4-AU12-CDC	11/27/2000	31.3		mg/kg			
			OU4-AU12-DUP01	1/4/2001	84.1	D	mg/kg			
			OU4-AU12-DUP02	1/4/2001	1.2	D	mg/kg			
			OU4-AU12-SB-DUP04	11/22/2000	43		mg/kg			
			OU4-AU12-SB1	11/22/2000	124		mg/kg			
			OU4-AU12-SB10	11/22/2000	2.94		mg/kg			
			OU4-AU12-SB2	11/22/2000	71.4		mg/kg			
			OU4-AU12-SB3	11/22/2000	46.4		mg/kg			
			OU4-AU12-SB4	11/22/2000	3.96		mg/kg			
			OU4-AU12-SB5	11/22/2000	5.27		mg/kg			
			OU4-AU12-SB6	11/22/2000	3.19		mg/kg			
			OU4-AU12-SB7	11/22/2000	2.49		mg/kg			
			OU4-AU12-SB8	11/22/2000	6.53		mg/kg			
			OU4-AU12-SB9	11/22/2000	2.27		mg/kg			
OU4	***OU4***	***4400 Massachusetts Avenue, Lot 13***							***Yes***	***Yes***
			OU4-AU13-1	11/15/2000	7.21		mg/kg			
			OU4-AU13-2	11/15/2000	19.2		mg/kg			
			OU4-AU13-3	11/15/2000	18.9		mg/kg			
			OU4-AU13-4	11/15/2000	7.74		mg/kg			
			OU4-AU13-DUP03	11/15/2000	16.9		mg/kg			
			OU4-AU13-SB-1	11/15/2000	19.1		mg/kg			
			OU4-AU13-SB-2	11/15/2000	1.52		mg/kg			
			OU4-AU13-SB-3	11/15/2000	2.62		mg/kg			
			OU4-AU13-SB-4	11/15/2000	1.93		mg/kg			
			OU4-AU13-SB-5	11/15/2000	2.87		mg/kg			

Area	Group	Address	Sample ID	Sample Date	Result \1	Units	Duplicate Match	Specialty Boring?	Grid Sampled?
			OU4-AU13-SB-6	11/15/2000	2.56	mg/kg			
OU4	**OU4**	**4400 Massachusetts Avenue, Lot 14**						**Yes**	**Yes**
			OU4-AU14-1	11/16/2000	15.4	mg/kg			
			OU4-AU14-2	11/16/2000	8.5	mg/kg			
			OU4-AU14-3	11/16/2000	5.04	mg/kg			
			OU4-AU14-4	11/16/2000	12.6	mg/kg			
			OU4-AU14-SB-1	11/16/2000	3.52	mg/kg			
			OU4-AU14-SB-2	11/16/2000	2.57	mg/kg			
			OU4-AU14-SB-3	11/16/2000	5	mg/kg			
			OU4-AU14-SB-4	11/16/2000	3.16	mg/kg			
			OU4-AU14-SB-5	11/16/2000	2.83	mg/kg			
			OU4-AU14-SB-6	11/16/2000	1.82	mg/kg			
OU4	**OU4**	**4400 Massachusetts Avenue, Lot 15**						**Yes**	**Yes**
			OU4-AU15-1	11/16/2000	7.76	mg/kg			
			OU4-AU15-2	11/16/2000	22.9	mg/kg			
			OU4-AU15-3	11/16/2000	9.58	mg/kg			
			OU4-AU15-4	11/16/2000	19.4	mg/kg			
			OU4-AU15-SB-1	11/16/2000	2.85	mg/kg			
			OU4-AU15-SB-2	11/16/2000	3.82	mg/kg			
			OU4-AU15-SB-3	11/16/2000	3.14	mg/kg			
			OU4-AU15-SB-4	11/16/2000	2.61	mg/kg			
			OU4-AU15-SB-5	11/16/2000	2.51	mg/kg			
			OU4-AU15-SB-6	11/16/2000	2.69	mg/kg			
			OU4-AU15-SB-DUP05	11/16/2000	2.88	mg/kg			
CSA	**9**	**4400 Massachusetts Avenue, Lot 16**						**Yes**	**No**
			OU5-CSA-9-L16-1	8/15/2001	2.4 J	mg/kg			
			OU5-CSA-9-L16-2	8/15/2001	3.8	mg/kg			
			OU5-CSA-9-L16-DUP44	8/15/2001	2.5	mg/kg	OU5-CSA-9-L16-1		
			OU5-CSA-9-L16-SB1	8/15/2001	7.5	mg/kg			
			OU5-CSA-9-L16-SB10	8/15/2001	0.45 J	mg/kg			
			OU5-CSA-9-L16-SB2	8/15/2001	9.2	mg/kg			
			OU5-CSA-9-L16-SB3	8/15/2001	8.7	mg/kg			
			OU5-CSA-9-L16-SB4	8/15/2001	18.6	mg/kg			
			OU5-CSA-9-L16-SB5	8/15/2001	10.2 J	mg/kg			
			OU5-CSA-9-L16-SB6	8/15/2001	0.39 U	mg/kg			
			OU5-CSA-9-L16-SB7	8/15/2001	0.95 J	mg/kg			

Area	Group	Address	Sample ID	Sample Date	Result \1	Units	Duplicate Match	Specialty Boring?	Grid Sampled?
			OU5-CSA-9-L16-SB8	8/15/2001	1 J	mg/kg			
			OU5-CSA-9-L16-SB9	8/15/2001	0.46 U	mg/kg			
OU4	**OU4**	**4400 Massachusetts Avenue, Lot 16**						**Yes**	**No**
			OU4-AU16-1	11/16/2000	10.1	mg/kg			
			OU4-AU16-2	11/16/2000	6.64	mg/kg			
			OU4-AU16-3	11/16/2000	7.12	mg/kg			
			OU4-AU16-4	11/16/2000	9.84	mg/kg			
			OU4-AU16-SB-1	11/16/2000	2.41	mg/kg			
			OU4-AU16-SB-2	11/16/2000	4.15	mg/kg			
			OU4-AU16-SB-3	11/16/2000	2.64	mg/kg			
			OU4-AU16-SB-4	11/16/2000	6.59	mg/kg			
			OU4-AU16-SB-5	11/16/2000	2.46	mg/kg			
			OU4-AU16-SB-6	11/16/2000	60.6	mg/kg			
CSA	**9**	**4400 Massachusetts Avenue, Lot 17**						**No**	**No**
			OU5-CSA-9-L17-1	8/17/2001	5.3	mg/kg			
			OU5-CSA-9-L17-2	8/17/2001	4.1	mg/kg			
OU4	**OU4**	**4400 Massachusetts Avenue, Lot 17**						**Yes**	**No**
			OU4-AU17-1	11/17/2000	6.09	mg/kg			
			OU4-AU17-2	11/17/2000	5.32	mg/kg			
			OU4-AU17-3	11/17/2000	4.91	mg/kg			
			OU4-AU17-4	11/17/2000	5.5	mg/kg			
			OU4-AU17-SB-1	11/16/2000	2.8	mg/kg			
			OU4-AU17-SB-10	11/16/2000	4.79	mg/kg			
			OU4-AU17-SB-2	11/16/2000	2.78	mg/kg			
			OU4-AU17-SB-3	11/16/2000	5.33	mg/kg			
			OU4-AU17-SB-4	11/16/2000	7.43	mg/kg			
			OU4-AU17-SB-5	11/16/2000	8.49	mg/kg			
			OU4-AU17-SB-6	11/16/2000	5.04	mg/kg			
			OU4-AU17-SB-7	11/16/2000	3.99	mg/kg			
			OU4-AU17-SB-8	11/16/2000	14.5	mg/kg			
			OU4-AU17-SB-9	11/16/2000	6.52	mg/kg			
CSA	**9**	**4400 Massachusetts Avenue, Lot 18**						**No**	**No**
			OU5-CSA-9-L18-1	8/16/2001	1.9 J	mg/kg			
			OU5-CSA-9-L18-2	8/16/2001	2.1 J	mg/kg			

Area	Group	Address	Sample ID	Sample Date	Result \1		Units	Duplicate Match	Specialty Boring?	Grid Sampled?
OU4	OU4	4400 Massachusetts Avenue, Lot 18							Yes	No
			OU4-AU18-1	11/17/2000	7.63		mg/kg			
			OU4-AU18-2	11/17/2000	3.5		mg/kg			
			OU4-AU18-3	11/17/2000	7.96		mg/kg			
			OU4-AU18-4	11/17/2000	7.51		mg/kg			
			OU4-AU18-DUP04	11/17/2000	10.8		mg/kg			
			OU4-AU18-SB-1	11/17/2000	9.71		mg/kg			
			OU4-AU18-SB-10	11/17/2000	1.91		mg/kg			
			OU4-AU18-SB-2	11/17/2000	3.33		mg/kg			
			OU4-AU18-SB-3	11/17/2000	5.16		mg/kg			
			OU4-AU18-SB-4	11/17/2000	4.81		mg/kg			
			OU4-AU18-SB-5	11/17/2000	5.66		mg/kg			
			OU4-AU18-SB-6	11/17/2000	2.71		mg/kg			
			OU4-AU18-SB-7	11/17/2000	2.57		mg/kg			
			OU4-AU18-SB-8	11/17/2000	2.18		mg/kg			
			OU4-AU18-SB-9	11/17/2000	3.22		mg/kg			
OU4	OU4	4400 Massachusetts Avenue, Lot 19							Yes	No
			OU4-AU19-1	11/17/2000	6.41		mg/kg			
			OU4-AU19-2	11/17/2000	5.28		mg/kg			
			OU4-AU19-3	11/17/2000	5.28		mg/kg			
			OU4-AU19-4	11/17/2000	5.36		mg/kg			
			OU4-AU19-SB-1	11/17/2000	6.43		mg/kg			
			OU4-AU19-SB-2	11/17/2000	5.16		mg/kg			
			OU4-AU19-SB-3	11/17/2000	32.5		mg/kg			
			OU4-AU19-SB-4	11/17/2000	2.72		mg/kg			
			OU4-AU19-SB-5	11/17/2000	3.85		mg/kg			
			OU4-AU19-SB-6	11/17/2000	7.16		mg/kg			
			OU4-AU19-SB-7	11/17/2000	11.2		mg/kg			
			OU4-AU19-SB-8	11/17/2000	12.2		mg/kg			
			OU4-AU19-SB-A	3/12/2001	3.14	J	mg/kg			
			OU4-AU19-SB-B	3/12/2001	4.14	J	mg/kg			
			OU4-AU19-SB-C	3/12/2001	5.29	J	mg/kg			
			OU4-AU19-SB-DUP06	11/17/2000	36		mg/kg			
OU4	OU4	4400 Massachusetts Avenue, Lot 2							Yes	No
			OU4-AU02-1	11/13/2000	1.28	U	mg/kg			
			OU4-AU02-2	11/13/2000	1.67		mg/kg			

Area	Group	Address	Sample ID	Sample Date	Result \1	Units	Duplicate Match	Specialty Boring?	Grid Sampled?
			OU4-AU02-3	11/13/2000	2.23	mg/kg			
			OU4-AU02-4	11/13/2000	1.64	mg/kg			
			OU4-AU02-SB-1	11/13/2000	13.2	mg/kg			
			OU4-AU02-SB-2	11/13/2000	2.92	mg/kg			
			OU4-AU02-SB-3	11/13/2000	3.88	mg/kg			
			OU4-AU02-SB-4	11/13/2000	2.14	mg/kg			
			OU4-AU02-SB-5	11/13/2000	3.18	mg/kg			
			OU4-AU02-SB-6	11/13/2000	4.17	mg/kg			
OU4	***OU4***	***4400 Massachusetts Avenue, Lot 20***						***Yes***	***No***
			OU4-AU20-1	11/20/2000	4.91	mg/kg			
			OU4-AU20-2	11/20/2000	3.24	mg/kg			
			OU4-AU20-3	11/20/2000	4.95	mg/kg			
			OU4-AU20-4	11/20/2000	4.8	mg/kg			
			OU4-AU20-SB-9	11/20/2000	8.52	mg/kg			
			OU4-AU20-SB1	11/20/2000	7.04	mg/kg			
			OU4-AU20-SB10	11/20/2000	1.41	mg/kg			
			OU4-AU20-SB2	11/20/2000	8.49	mg/kg			
			OU4-AU20-SB3	11/20/2000	4.9	mg/kg			
			OU4-AU20-SB4	11/20/2000	8	mg/kg			
			OU4-AU20-SB5	11/20/2000	5.84	mg/kg			
			OU4-AU20-SB6	11/20/2000	9.97	mg/kg			
			OU4-AU20-SB7	11/20/2000	5.11	mg/kg			
			OU4-AU20-SB8	11/20/2000	1.07	mg/kg			
OU4	***OU4***	***4400 Massachusetts Avenue, Lot 21***						***Yes***	***No***
			OU4-AU21-1	11/20/2000	6.3	mg/kg			
			OU4-AU21-2	11/20/2000	9.62	mg/kg			
			OU4-AU21-3	11/20/2000	5.3	mg/kg			
			OU4-AU21-4	11/20/2000	6.52	mg/kg			
			OU4-AU21-SB-1	11/20/2000	13.8	mg/kg			
			OU4-AU21-SB-10	11/20/2000	5.78	mg/kg			
			OU4-AU21-SB-2	11/20/2000	7.41	mg/kg			
			OU4-AU21-SB-3	11/20/2000	16.8	mg/kg			
			OU4-AU21-SB-4	11/20/2000	3.66	mg/kg			
			OU4-AU21-SB-5	11/20/2000	6.75	mg/kg			
			OU4-AU21-SB-6	11/20/2000	9.58	mg/kg			
			OU4-AU21-SB-7	11/20/2000	6.18	mg/kg			
			OU4-AU21-SB-8	11/20/2000	3.83	mg/kg			

Area	Group	Address	Sample ID	Sample Date	Result \1		Units	Duplicate Match	Specialty Boring?	Grid Sampled?
			OU4-AU21-SB-9	11/20/2000	5.32		mg/kg			
			OU4-AU21-SB-A	3/12/2001	14.1	J	mg/kg			
			OU4-AU21-SB-B	3/12/2001	12.9	J	mg/kg			
			OU4-AU21-SB-C	3/12/2001	11.5	J	mg/kg			
CSA	***9***	***4400 Massachusetts Avenue, Lot 22***							***Yes***	***No***
			OU5-CSA-9-L22-1	8/15/2001	2.6	J	mg/kg			
			OU5-CSA-9-L22-2	8/15/2001	4.9		mg/kg			
			OU5-CSA-9-L22-SB-DUP56	8/15/2001	2	J	mg/kg	OU5-CSA-9-L22-SB4		
			OU5-CSA-9-L22-SB1	8/15/2001	2.9		mg/kg			
			OU5-CSA-9-L22-SB2	8/15/2001	3.6		mg/kg			
			OU5-CSA-9-L22-SB3	8/15/2001	2.7		mg/kg			
			OU5-CSA-9-L22-SB4	8/15/2001	2.5		mg/kg			
			OU5-CSA-9-L22-SB5	8/15/2001	2.2	J	mg/kg			
			OU5-CSA-9-L22-SB6	8/15/2001	6.6		mg/kg			
			OU5-CSA-9-L22-SB7	8/15/2001	4		mg/kg			
OU4	***OU4***	***4400 Massachusetts Avenue, Lot 22***							***Yes***	***No***
			OU4-AU22-1	11/20/2000	6.4		mg/kg			
			OU4-AU22-2	11/20/2000	6.04		mg/kg			
			OU4-AU22-3	11/20/2000	7.08		mg/kg			
			OU4-AU22-4	11/20/2000	6.67		mg/kg			
			OU4-AU22-DUP07	11/20/2000	2.42		mg/kg			
			OU4-AU22-SB-1	11/20/2000	3.81		mg/kg			
			OU4-AU22-SB-2	11/20/2000	9.82		mg/kg			
			OU4-AU22-SB-3	11/20/2000	11.2		mg/kg			
			OU4-AU22-SB-4	11/20/2000	14		mg/kg			
			OU4-AU22-SB-5	11/20/2000	3.78		mg/kg			
			OU4-AU22-SB-6	11/20/2000	4.26		mg/kg			
			OU4-AU22-SB-A	3/12/2001	14.3	J	mg/kg			
			OU4-AU22-SB-B	3/12/2001	8.05	J	mg/kg			
			OU4-AU22-SB-C	3/12/2001	7.93	J	mg/kg			
CSA	***9***	***4400 Massachusetts Avenue, Lot 23***							***Yes***	***No***
			OU5-CSA-9-L23-1	8/15/2001	3.2		mg/kg			
			OU5-CSA-9-L23-2	8/15/2001	4.9		mg/kg			
			OU5-CSA-9-L23-SB-DUP55	8/15/2001	8.2		mg/kg	OU5-CSA-9-L23-SB4		
			OU5-CSA-9-L23-SB1	8/15/2001	2.9		mg/kg			
			OU5-CSA-9-L23-SB2	8/15/2001	3.5		mg/kg			

Area	Group	Address	Sample ID	Sample Date	Result \1	Units	Duplicate Match	Specialty Boring?	Grid Sampled?
			OU5-CSA-9-L23-SB3	8/15/2001	2.1 J	mg/kg			
			OU5-CSA-9-L23-SB4	8/15/2001	10	mg/kg			
			OU5-CSA-9-L23-SB5	8/15/2001	3.9	mg/kg			
			OU5-CSA-9-L23-SB6	8/15/2001	3.3	mg/kg			
			OU5-CSA-9-L23-SB7	8/15/2001	4.4	mg/kg			
			OU5-CSA-9-L23-SB8	8/15/2001	7.2	mg/kg			
OU4	***OU4***	***4400 Massachusetts Avenue, Lot 23***						***Yes***	***No***
			OU4-AU23-1	11/21/2000	6.55	mg/kg			
			OU4-AU23-2	11/21/2000	7.1	mg/kg			
			OU4-AU23-3	11/21/2000	6.48	mg/kg			
			OU4-AU23-4	11/21/2000	6.5	mg/kg			
			OU4-AU23-SB-1	11/20/2000	22.1	mg/kg			
			OU4-AU23-SB-2	11/20/2000	29.7	mg/kg			
			OU4-AU23-SB-3	11/20/2000	15.9	mg/kg			
			OU4-AU23-SB-4	11/20/2000	4.63	mg/kg			
			OU4-AU23-SB-5	11/20/2000	6.06	mg/kg			
			OU4-AU23-SB-6	11/20/2000	5.08	mg/kg			
			OU4-AU23-SB-A-(0-1)	3/12/2001	12.7	mg/kg			
			OU4-AU23-SB-A-(1-2)	3/12/2001	9.24	mg/kg			
			OU4-AU23-SB-A-(2-3)	3/12/2001	8.09	mg/kg			
			OU4-AU23-SB-B-(0-1)	3/12/2001	15	mg/kg			
			OU4-AU23-SB-B-(1-2)	3/12/2001	10.2	mg/kg			
			OU4-AU23-SB-B-(2-3)	3/12/2001	14.7	mg/kg			
			OU4-AU23-SB-C-(0-1)	3/12/2001	16.9	mg/kg			
			OU4-AU23-SB-C-(1-2)	3/12/2001	11.8	mg/kg			
			OU4-AU23-SB-C-(2-3)	3/12/2001	11.3	mg/kg			
CSA	***9***	***4400 Massachusetts Avenue, Lot 24***						***No***	***No***
			OU5-CSA-9-L24-1	8/17/2001	5	mg/kg			
			OU5-CSA-9-L24-2	8/17/2001	4.7	mg/kg			
OU4	***OU4***	***4400 Massachusetts Avenue, Lot 24***						***Yes***	***No***
			OU4-AU24-1	11/21/2000	5.44	mg/kg			
			OU4-AU24-2	11/21/2000	9.11	mg/kg			
			OU4-AU24-3	11/21/2000	6.72	mg/kg			
			OU4-AU24-4	11/21/2000	6.08	mg/kg			
			OU4-AU24-SB1	11/21/2000	9.21	mg/kg			
			OU4-AU24-SB2	11/21/2000	14.3	mg/kg			

Area	Group	Address	Sample ID	Sample Date	Result \1		Units	Duplicate Match	Specialty Boring?	Grid Sampled?
			OU4-AU24-SB3	11/21/2000	25.1		mg/kg			
			OU4-AU24-SB4	11/21/2000	9.13		mg/kg			
			OU4-AU24-SB5	11/21/2000	4.95		mg/kg			
			OU4-AU24-SB6	11/21/2000	7.26		mg/kg			
			OU4-AU24-SB7	11/21/2000	9.12		mg/kg			
			OU4-AU24-SB8	11/21/2000	19.1		mg/kg			
			OU4-AU24-SBA	3/12/2001	6.28	J	mg/kg			
			OU4-AU24-SBB	3/12/2001	33.1	J	mg/kg			
			OU4-AU24-SBC	3/12/2001	16.4	J	mg/kg			
CSA	***9***	***4400 Massachusetts Avenue, Lot 25***							***Yes***	***No***
			OU5-CSA-9-L25-1	8/16/2001	3.8		mg/kg			
			OU5-CSA-9-L25-2	8/16/2001	3		mg/kg			
			OU5-CSA-9-L25-SB-1	8/16/2001	3		mg/kg			
			OU5-CSA-9-L25-SB-2	8/16/2001	0.88	J	mg/kg			
			OU5-CSA-9-L25-SB-3	8/16/2001	0.68	U	mg/kg			
			OU5-CSA-9-L25-SB-4	8/16/2001	2.8		mg/kg			
			OU5-CSA-9-L25-SB-5	8/16/2001	1.9	J	mg/kg			
			OU5-CSA-9-L25-SB-6	8/16/2001	1.1	J	mg/kg			
			OU5-CSA-9-L25-SB-DUP56	8/16/2001	1.6	J	mg/kg	OU5-CSA-9-L25-SB-4		
OU4	***OU4***	***4400 Massachusetts Avenue, Lot 25***							***Yes***	***No***
			OU4-AU25-1	11/21/2000	6.57		mg/kg			
			OU4-AU25-2	11/21/2000	7.58		mg/kg			
			OU4-AU25-3	11/21/2000	4.82		mg/kg			
			OU4-AU25-4	11/21/2000	7.33		mg/kg			
			OU4-AU25-SB-DUP02	3/13/2001	16.2		mg/kg	OU4-AU25-SBC		
			OU4-AU25-SB-DUP08	11/21/2000	15.4		mg/kg			
			OU4-AU25-SB1	11/21/2000	4.85		mg/kg			
			OU4-AU25-SB10	11/21/2000	8.13		mg/kg			
			OU4-AU25-SB2	11/21/2000	12.5		mg/kg			
			OU4-AU25-SB3	11/21/2000	9.49		mg/kg			
			OU4-AU25-SB4	11/21/2000	18		mg/kg			
			OU4-AU25-SB5	11/21/2000	14.5		mg/kg			
			OU4-AU25-SB6	11/21/2000	14.3		mg/kg			
			OU4-AU25-SB7	11/21/2000	11.4		mg/kg			
			OU4-AU25-SB8	11/21/2000	10.5		mg/kg			
			OU4-AU25-SB9	11/21/2000	4.71		mg/kg			
			OU4-AU25-SBA	3/13/2001	9.06		mg/kg			

Area	Group	Address	Sample ID	Sample Date	Result \1	Units	Duplicate Match	Specialty Boring?	Grid Sampled?
			OU4-AU25-SBB	3/13/2001	11.9	mg/kg			
			OU4-AU25-SBC	3/13/2001	14.1	mg/kg			
CSA	**9**	**4400 Massachusetts Avenue, Lot 26**						**No**	**No**
			OU5-CSA-9-L26-1	8/16/2001	2.8	mg/kg			
OU4	**OU4**	**4400 Massachusetts Avenue, Lot 26**						**Yes**	**No**
			OU4-AU26-1	11/21/2000	6.82	mg/kg			
			OU4-AU26-2	11/21/2000	7.77	mg/kg			
			OU4-AU26-3	11/21/2000	7.32	mg/kg			
			OU4-AU26-4	11/21/2000	5.32	mg/kg			
			OU4-AU26-DUP05	11/21/2000	5.4	mg/kg			
			OU4-AU26-SB-1	11/21/2000	7.33	mg/kg			
			OU4-AU26-SB-10	11/21/2000	11.9	mg/kg			
			OU4-AU26-SB-2	11/21/2000	14.3	mg/kg			
			OU4-AU26-SB-3	11/21/2000	10.7	mg/kg			
			OU4-AU26-SB-4	11/21/2000	5	mg/kg			
			OU4-AU26-SB-5	11/21/2000	5.31	mg/kg			
			OU4-AU26-SB-6	11/21/2000	3.72	mg/kg			
			OU4-AU26-SB-7	11/21/2000	9.57	mg/kg			
			OU4-AU26-SB-8	11/21/2000	5.51	mg/kg			
			OU4-AU26-SB-9	11/21/2000	1.2	mg/kg			
			OU4-AU26-SB-A	3/13/2001	9.45	mg/kg			
			OU4-AU26-SB-B	3/13/2001	12.8	mg/kg			
			OU4-AU26-SB-C	3/13/2001	7.36	mg/kg			
CSA	**9**	**4400 Massachusetts Avenue, Lot 27**						**No**	**No**
			OU5-CSA-9-L27-1	8/16/2001	4.2	mg/kg			
OU4	**OU4**	**4400 Massachusetts Avenue, Lot 27**						**Yes**	**No**
			OU4-AU27-1	11/22/2000	7.39	mg/kg			
			OU4-AU27-2	11/22/2000	7.8	mg/kg			
			OU4-AU27-3	11/22/2000	5.63	mg/kg			
			OU4-AU27-4	11/22/2000	5.06	mg/kg			
			OU4-AU27-SB-1	11/17/2000	7.06	mg/kg			
			OU4-AU27-SB-10	11/17/2000	10.7	mg/kg			
			OU4-AU27-SB-2	11/17/2000	8.31	mg/kg			
			OU4-AU27-SB-3	11/17/2000	7.2	mg/kg			
			OU4-AU27-SB-4	11/17/2000	9.08	mg/kg			

Area	Group	Address	Sample ID	Sample Date	Result \1		Units	Duplicate Match	Specialty Boring?	Grid Sampled?
			OU4-AU27-SB-5	11/17/2000	12.8		mg/kg			
			OU4-AU27-SB-6	11/17/2000	10.6		mg/kg			
			OU4-AU27-SB-7	11/17/2000	11.7		mg/kg			
			OU4-AU27-SB-8	11/17/2000	14.1		mg/kg			
			OU4-AU27-SB-9	11/17/2000	14.9		mg/kg			
			OU4-AU27-SB-A	3/13/2001	12.5		mg/kg			
			OU4-AU27-SB-B	3/13/2001	8.46		mg/kg			
			OU4-AU27-SB-C	3/13/2001	6.81		mg/kg			
			OU4-AU27-SB-DUP01	3/13/2001	8.79		mg/kg	OU4-AU27-SB-B		
CSA	***9***	***4400 Massachusetts Avenue, Lot 28***							***No***	***No***
			OU5-CSA-9-L28-1	8/16/2001	5		mg/kg			
			OU5-CSA-9-L28-2	8/16/2001	1.4	J	mg/kg			
OU4	***OU4***	***4400 Massachusetts Avenue, Lot 28***							***Yes***	***No***
			OU4-AU28-1	11/22/2000	3.96		mg/kg			
			OU4-AU28-2	11/22/2000	4.57		mg/kg			
			OU4-AU28-3	11/22/2000	5.93		mg/kg			
			OU4-AU28-4	11/22/2000	7.37		mg/kg			
			OU4-AU28-SB-9	11/21/2000	9.35		mg/kg			
			OU4-AU28-SB-DUP09	11/21/2000	6.26		mg/kg			
			OU4-AU28-SB1	11/21/2000	4.46		mg/kg			
			OU4-AU28-SB10	11/21/2000	3.72		mg/kg			
			OU4-AU28-SB2	11/21/2000	2.08		mg/kg			
			OU4-AU28-SB3	11/21/2000	4.57		mg/kg			
			OU4-AU28-SB4	11/21/2000	7.44		mg/kg			
			OU4-AU28-SB5	11/21/2000	8.04		mg/kg			
			OU4-AU28-SB6	11/21/2000	9.58		mg/kg			
			OU4-AU28-SB7	11/21/2000	6.51		mg/kg			
			OU4-AU28-SB8	11/21/2000	14.3		mg/kg			
CSA	***9***	***4400 Massachusetts Avenue, Lot 29***							***No***	***No***
			OU5-CSA-9-L29-2	8/16/2001	0.63	U	mg/kg			
OU4	***OU4***	***4400 Massachusetts Avenue, Lot 29***							***Yes***	***No***
			OU4-AU29-1	2/27/2001	4.58		mg/kg			
			OU4-AU29-2	2/27/2001	3.58		mg/kg			
			OU4-AU29-3	2/27/2001	4.06		mg/kg			
			OU4-AU29-4	2/27/2001	3.91		mg/kg			

Area	Group	Address	Sample ID	Sample Date	Result \1	Units	Duplicate Match	Specialty Boring?	Grid Sampled?
			OU4-AU29-SB-1	2/27/2001	6.28	mg/kg			
			OU4-AU29-SB-10	2/27/2001	2.86	mg/kg			
			OU4-AU29-SB-2	2/27/2001	4.03	mg/kg			
			OU4-AU29-SB-3	2/27/2001	8.36	mg/kg			
			OU4-AU29-SB-4	2/27/2001	6.31	mg/kg			
			OU4-AU29-SB-5	2/27/2001	10.6	mg/kg			
			OU4-AU29-SB-6	2/27/2001	7.65	mg/kg			
			OU4-AU29-SB-7	2/27/2001	5.15	mg/kg			
			OU4-AU29-SB-8	2/27/2001	1.99	mg/kg			
			OU4-AU29-SB-9	2/27/2001	3.69	mg/kg			
OU4	***OU4***	***4400 Massachusetts Avenue, Lot 3***						***Yes***	***No***
			OU4-AU03-1	11/13/2000	3.1	mg/kg			
			OU4-AU03-2	11/13/2000	1.53	mg/kg			
			OU4-AU03-3	11/13/2000	3.08	mg/kg			
			OU4-AU03-4	11/13/2000	3.48	mg/kg			
			OU4-AU03-SB-1	11/13/2000	6.05	mg/kg			
			OU4-AU03-SB-2	11/13/2000	2.46	mg/kg			
			OU4-AU03-SB-3	11/13/2000	3.24	mg/kg			
			OU4-AU03-SB-4	11/13/2000	3.54	mg/kg			
			OU4-AU03-SB-5	11/13/2000	2.7	mg/kg			
			OU4-AU03-SB-6	11/13/2000	2.1	mg/kg			
			OU4-AU03-SB-DUP01	11/13/2000	4.02	mg/kg			
OU4	***OU4***	***4400 Massachusetts Avenue, Lot 30***						***Yes***	***No***
			OU4-AU30-1	2/27/2001	4.26	mg/kg			
			OU4-AU30-2	2/27/2001	7.95	mg/kg			
			OU4-AU30-3	2/27/2001	5.59	mg/kg			
			OU4-AU30-4	2/27/2001	5.08	mg/kg			
			OU4-AU30-SB-1	2/27/2001	3.15	mg/kg			
			OU4-AU30-SB-2	2/27/2001	4.51	mg/kg			
			OU4-AU30-SB-3	2/27/2001	3.09	mg/kg			
			OU4-AU30-SB-4	2/27/2001	3.23	mg/kg			
			OU4-AU30-SB-5	2/27/2001	3.6	mg/kg			
			OU4-AU30-SB-6	2/27/2001	2.81	mg/kg			
			OU4-AU30-SB-7	2/27/2001	4.64	mg/kg			
			OU4-AU30-SB-8	2/27/2001	3.66	mg/kg			
			OU4-AU30-SB-9	2/27/2001	2.56	mg/kg			
			OU4-AU30-SB-DUP02	2/27/2001	4.23	mg/kg			

Area	Group	Address	Sample ID	Sample Date	Result \1	Units	Duplicate Match	Specialty Boring?	Grid Sampled?
CSA	9	4400 Massachusetts Avenue, Lot 31						No	No
			OU5-CSA-9-L31-1	8/20/2001	3.6	mg/kg			
			OU5-CSA-9-L31-2	8/20/2001	3.6	mg/kg			
CSA	9	4400 Massachusetts Avenue, Lot 33						No	Yes + 1' arsenic boring
			OU5-CSA-9-L33-1	8/17/2001	18.5	mg/kg			
			OU5-CSA-9-L33-2	8/17/2001	4.5	mg/kg			
CSA	9	4400 Massachusetts Avenue, Lot 34						No	Yes + 1' arsenic boring
			OU5-CSA-9-L34-1	8/17/2001	4.4	mg/kg			
			OU5-CSA-9-L34-2	8/17/2001	13.8	mg/kg			
CSA	9	4400 Massachusetts Avenue, Lot 35						No	No
			OU5-CSA-9-L35-1	8/17/2001	5.6	mg/kg			
			OU5-CSA-9-L35-2	8/17/2001	4.5	mg/kg			
CSA	9	4400 Massachusetts Avenue, Lot 36						No	No
			OU5-CSA-9-L36-1	8/17/2001	3.9	mg/kg			
			OU5-CSA-9-L36-2	8/17/2001	5.9	mg/kg			
			OU5-CSA-9-L36-DUP43	8/17/2001	5.7	mg/kg	OU5-CSA-9-L36-2		
CSA	9	4400 Massachusetts Avenue, Lot 37						No	No
			OU5-CSA-9-L37-1	1/10/2002	3.4	mg/kg			
			OU5-CSA-9-L37-2	1/10/2002	4.9	mg/kg			
CSA	9	4400 Massachusetts Avenue, Lot 38						No	No
			OU5-CSA-9-L38-1	8/17/2001	4.4	mg/kg			
			OU5-CSA-9-L38-2	8/17/2001	4.3	mg/kg			
CSA	9	4400 Massachusetts Avenue, Lot 39						No	No
			OU5-CSA-9-L39-1	8/17/2001	5.4	mg/kg			
			OU5-CSA-9-L39-2	8/17/2001	5	mg/kg			
OU4	OU4	4400 Massachusetts Avenue, Lot 4						Yes	No
			OU4-AU04-1	11/14/2000	4.03	mg/kg			
			OU4-AU04-2	11/14/2000	5.34	mg/kg			
			OU4-AU04-3	11/14/2000	4.55	mg/kg			
			OU4-AU04-4	11/14/2000	4.54	mg/kg			
			OU4-AU04-SB1	11/13/2000	1.08	mg/kg			
			OU4-AU04-SB2	11/13/2000	1.13	mg/kg			

Area	Group	Address	Sample ID	Sample Date	Result \1		Units	Duplicate Match	Specialty Boring?	Grid Sampled?
			OU4-AU04-SB3	11/13/2000	1.17		mg/kg			
			OU4-AU04-SB4	11/13/2000	1.11		mg/kg			
			OU4-AU04-SB5	11/13/2000	1.13		mg/kg			
			OU4-AU04-SB6	11/13/2000	3.4		mg/kg			
			OU4-AU04-SB7	11/13/2000	1.06		mg/kg			
			OU4-AU04-SB8	11/13/2000	1.08		mg/kg			
CSA	9	4400 Massachusetts Avenue, Lot 40							Yes	No
			OU5-CSA-9-L40-1	8/16/2001	3.5		mg/kg			
			OU5-CSA-9-L40-2	8/16/2001	1.6	J	mg/kg			
			OU5-CSA-9-L40-DUP42	8/16/2001	2.2	J	mg/kg	OU5-CSA-9-L40-2		
			OU5-CSA-9-L40-SBA-1	8/16/2001	3		mg/kg			
			OU5-CSA-9-L40-SBA-2	8/16/2001	3.9		mg/kg			
			OU5-CSA-9-L40-SBA-3	8/16/2001	1.1	J	mg/kg			
			OU5-CSA-9-L40-SBA-4	8/16/2001	1.4	J	mg/kg			
			OU5-CSA-9-L40-SBA-5	8/16/2001	2	J	mg/kg			
			OU5-CSA-9-L40-SBA-6	8/16/2001	1.8	J	mg/kg			
			OU5-CSA-9-L40-SBA-DUP54	8/16/2001	3.5		mg/kg	OU5-CSA-9-L40-SBA-3		
			OU5-CSA-9-L40-SBB-1	8/16/2001	2.9		mg/kg			
			OU5-CSA-9-L40-SBB-2	8/16/2001	1	J	mg/kg			
			OU5-CSA-9-L40-SBB-3	8/16/2001	0.56	U	mg/kg			
			OU5-CSA-9-L40-SBB-4	8/16/2001	0.76	J	mg/kg			
			OU5-CSA-9-L40-SBB-5	8/16/2001	1.1	J	mg/kg			
			OU5-CSA-9-L40-SBB-6	8/16/2001	0.92	J	mg/kg			
CSA	9	4400 Massachusetts Avenue, Lot 41							Yes	No
			OU5-CSA-9-L41-1	8/16/2001	2	J	mg/kg			
			OU5-CSA-9-L41-2	8/16/2001	1.5	J	mg/kg			
			OU5-CSA-9-L41-SBA-1	8/16/2001	5.2		mg/kg			
			OU5-CSA-9-L41-SBA-2	8/16/2001	2		mg/kg			
			OU5-CSA-9-L41-SBA-3	8/16/2001	0.36	U	mg/kg			
			OU5-CSA-9-L41-SBA-4	8/16/2001	0.31	U	mg/kg			
			OU5-CSA-9-L41-SBA-5	8/16/2001	0.38	U	mg/kg			
			OU5-CSA-9-L41-SBA-6	8/16/2001	0.4	J	mg/kg			
			OU5-CSA-9-L41-SBA-DUP55	8/16/2001	0.37	U	mg/kg	OU5-CSA-9-L41-SBA-5		
			OU5-CSA-9-L41-SBB-1	8/16/2001	4.2		mg/kg			
			OU5-CSA-9-L41-SBB-2	8/16/2001	2.2	J	mg/kg			
			OU5-CSA-9-L41-SBB-3	8/16/2001	1.2	J	mg/kg			
			OU5-CSA-9-L41-SBB-4	8/16/2001	2.3		mg/kg			

Area	Group	Address	Sample ID	Sample Date	Result \1	Units	Duplicate Match	Specialty Boring?	Grid Sampled?
			OU5-CSA-9-L41-SBB-5	8/16/2001	0.42 U	mg/kg			
			OU5-CSA-9-L41-SBB-6	8/16/2001	0.39 U	mg/kg			
			OU5-CSA-9-L41-SBC-1	8/16/2001	6.4	mg/kg			
			OU5-CSA-9-L41-SBC-2	8/16/2001	1.6 J	mg/kg			
			OU5-CSA-9-L41-SBC-3	8/16/2001	0.55 J	mg/kg			
			OU5-CSA-9-L41-SBC-4	8/16/2001	1.4 J	mg/kg			
			OU5-CSA-9-L41-SBC-5	8/16/2001	1.6 J	mg/kg			
			OU5-CSA-9-L41-SBC-6	8/16/2001	0.53 J	mg/kg			
			OU5-CSA-9-L41-SBD-1	8/16/2001	17.5	mg/kg			
			OU5-CSA-9-L41-SBD-2	8/16/2001	0.86 J	mg/kg			
			OU5-CSA-9-L41-SBD-3	8/16/2001	1.2 J	mg/kg			
			OU5-CSA-9-L41-SBD-4	8/16/2001	0.4 U	mg/kg			
			OU5-CSA-9-L41-SBD-5	8/16/2001	0.38 U	mg/kg			
			OU5-CSA-9-L41-SBD-6	8/16/2001	0.65 J	mg/kg			
CSA	***9***	***4400 Massachusetts Avenue, Lot 42***						***Yes***	***No***
			OU5-CSA-9-L42-1	8/16/2001	1.2 J	mg/kg			
			OU5-CSA-9-L42-2	8/16/2001	0.94 J	mg/kg			
			OU5-CSA-9-L42-SB1	8/16/2001	3.1	mg/kg			
			OU5-CSA-9-L42-SB2	8/16/2001	6.1	mg/kg			
			OU5-CSA-9-L42-SB3	8/16/2001	1.4 J	mg/kg			
			OU5-CSA-9-L42-SB4	8/16/2001	4.8	mg/kg			
			OU5-CSA-9-L42-SB5	8/16/2001	11.1	mg/kg			
			OU5-CSA-9-L42-SB6	8/16/2001	1.1 J	mg/kg			
CSA	***9***	***4400 Massachusetts Avenue, Lot 44***						***Yes***	***No***
			OU5-CSA-9-L44-1	1/8/2002	5.6 L	mg/kg			
			OU5-CSA-9-L44-2	1/8/2002	7.7 L	mg/kg			
			OU5-CSA-9-L44-DUP100	1/8/2002	7.7 L	mg/kg	OU5-CSA-9-L44-2		
			OU5-CSA-9-L44-SB1	1/8/2002	9.3 L	mg/kg			
			OU5-CSA-9-L44-SB2	1/8/2002	7.6 L	mg/kg			
			OU5-CSA-9-L44-SB3	1/8/2002	20.6 L	mg/kg			
			OU5-CSA-9-L44-SB4	1/8/2002	11.5 L	mg/kg			
			OU5-CSA-9-L44-SB5	1/8/2002	0.91 JL	mg/kg			
			OU5-CSA-9-L44-SB6	1/8/2002	1.1 JL	mg/kg			
			OU5-CSA-9-L44-SB7	1/8/2002	0.43 JL	mg/kg			
CSA	***9***	***4400 Massachusetts Avenue, Lot 45***						***No***	***No***
			OU5-CSA-9-L45-1	1/10/2002	5.4	mg/kg			

Area	Group	Address	Sample ID	Sample Date	Result \1	Units	Duplicate Match	Specialty Boring?	Grid Sampled?
			OU5-CSA-9-L45-2	1/10/2002	6.5	mg/kg			
CSA	**9**	**4400 Massachusetts Avenue, Lot 46**						**No**	**No**
			OU5-CSA-9-L46-1	8/17/2001	5.6	mg/kg			
			OU5-CSA-9-L46-2	8/17/2001	6.2	mg/kg			
CSA	**9**	**4400 Massachusetts Avenue, Lot 47**						**Yes**	**No**
			OU5-CSA-9-L47-1	8/15/2001	3.1	mg/kg			
			OU5-CSA-9-L47-2	8/15/2001	4.7	mg/kg			
			OU5-CSA-9-L47-SB1	8/15/2001	5.1	mg/kg			
			OU5-CSA-9-L47-SB2	8/15/2001	7.7	mg/kg			
			OU5-CSA-9-L47-SB3	8/15/2001	18.2	mg/kg			
			OU5-CSA-9-L47-SB4	8/15/2001	5.7	mg/kg			
			OU5-CSA-9-L47-SB5	8/15/2001	14.2	mg/kg			
			OU5-CSA-9-L47-SB6	8/15/2001	9.5	mg/kg			
CSA	**9**	**4400 Massachusetts Avenue, Lot 48**						**No**	**No**
			OU5-CSA-9-L48-1	8/20/2001	5.2	mg/kg			
			OU5-CSA-9-L48-2	8/20/2001	5	mg/kg			
CSA	**9**	**4400 Massachusetts Avenue, Lot 49**						**No**	**No**
			OU5-CSA-9-L49-1	8/20/2001	6.6	mg/kg			
			OU5-CSA-9-L49-2	8/20/2001	5.1	mg/kg			
OU4	**OU4**	**4400 Massachusetts Avenue, Lot 5**						**Yes**	**No**
			OU4-AU05-1	11/14/2000	4.96	mg/kg			
			OU4-AU05-2	11/14/2000	6.92	mg/kg			
			OU4-AU05-3	11/14/2000	3.96	mg/kg			
			OU4-AU05-4	11/14/2000	7.96	mg/kg			
			OU4-AU05-DUP01	11/14/2000	5.36	mg/kg			
			OU4-AU05-SB-8	11/14/2000	3.6	mg/kg			
			OU4-AU05-SB-9	11/14/2000	4.5	mg/kg			
			OU4-AU05-SB1	11/14/2000	3.88	mg/kg			
			OU4-AU05-SB10	11/14/2000	4.95	mg/kg			
			OU4-AU05-SB2	11/14/2000	2.64	mg/kg			
			OU4-AU05-SB3	11/14/2000	2.74	mg/kg			
			OU4-AU05-SB4	11/14/2000	4.75	mg/kg			
			OU4-AU05-SB5	11/14/2000	9.58	mg/kg			
			OU4-AU05-SB6	11/14/2000	5.12	mg/kg			
			OU4-AU05-SB7	11/14/2000	8	mg/kg			

Area	Group	Address	Sample ID	Sample Date	Result \1	Units	Duplicate Match	Specialty Boring?	Grid Sampled?
CSA	9	4400 Massachusetts Avenue, Lot 50						No	No
			OU5-CSA-9-L50-1	8/17/2001	5.3	mg/kg			
			OU5-CSA-9-L50-2	8/17/2001	1.4 J	mg/kg			
CSA	9	4400 Massachusetts Avenue, Lot 51						No	No
			OU5-CSA-9-L51-1	8/20/2001	6.1	mg/kg			
			OU5-CSA-9-L51-2	8/20/2001	7	mg/kg			
CSA	9	4400 Massachusetts Avenue, Lot 52						No	No
			OU5-CSA-9-L52-1	8/20/2001	6.6	mg/kg			
			OU5-CSA-9-L52-2	8/20/2001	3.8	mg/kg			
OU4	OU4	4400 Massachusetts Avenue, Lot 6						Yes	No
			OU4-AU06-1	11/14/2000	2.9	mg/kg			
			OU4-AU06-2	11/14/2000	1.87	mg/kg			
			OU4-AU06-3	11/14/2000	5.43	mg/kg			
			OU4-AU06-4	11/14/2000	5.35	mg/kg			
			OU4-AU06-SB-DUP02	11/14/2000	3.37	mg/kg			
			OU4-AU06-SB1	11/14/2000	4.83	mg/kg			
			OU4-AU06-SB2	11/14/2000	3.86	mg/kg			
			OU4-AU06-SB3	11/14/2000	2.66	mg/kg			
			OU4-AU06-SB4	11/14/2000	1.78	mg/kg			
			OU4-AU06-SB5	11/14/2000	3.62	mg/kg			
			OU4-AU06-SB6	11/14/2000	4.6	mg/kg			
OU4	OU4	4400 Massachusetts Avenue, Lot 7						Yes	No
			OU4-AU07-1	11/15/2000	1.73	mg/kg			
			OU4-AU07-2	11/14/2000	1.29 U	mg/kg			
			OU4-AU07-3	11/15/2000	4.68	mg/kg			
			OU4-AU07-4	11/15/2000	4.68	mg/kg			
			OU4-AU07-SB-1	11/15/2000	4.17	mg/kg			
			OU4-AU07-SB-2	11/15/2000	1.57	mg/kg			
			OU4-AU07-SB-3	11/15/2000	2.01	mg/kg			
OU4	OU4	4400 Massachusetts Avenue, Lot 8						Yes	Yes
			OU4-AU08-1	11/15/2000	4.31	mg/kg			
			OU4-AU08-2	11/15/2000	13.4	mg/kg			
			OU4-AU08-3	11/15/2000	18.5	mg/kg			
			OU4-AU08-4	11/15/2000	6.17	mg/kg			

Area	Group	Address	Sample ID	Sample Date	Result \1	Units	Duplicate Match	Specialty Boring?	Grid Sampled?
			OU4-AU08-DUP-02	11/15/2000	15.5	mg/kg			
			OU4-AU08-DUP02	3/13/2001	5.46 J	mg/kg			
			OU4-AU08-DUP03	3/13/2001	8.23 J	mg/kg			
			OU4-AU08-DUP04	3/13/2001	34.2 J	mg/kg			
			OU4-AU08-DUP05	3/12/2001	5.11	mg/kg			
			OU4-AU08-DUP06	3/13/2001	11.2 J	mg/kg			
			OU4-AU08-SB1	11/15/2000	3.97	mg/kg			
			OU4-AU08-SB2	11/15/2000	1.46	mg/kg			
			OU4-AU08-SB3	11/15/2000	2.37	mg/kg			
			OU4-AU08-SB4	11/15/2000	1.16	mg/kg			
			OU4-AU08-SB5	11/15/2000	1.59	mg/kg			
			OU4-AU08-SB6	11/15/2000	0.89 J	mg/kg			
OU4	***OU4***	***4400 Massachusetts Avenue, Lot 9***						***Yes***	***No***
			OU4-AU09-1	11/15/2000	4.59	mg/kg			
			OU4-AU09-2	11/15/2000	3.75	mg/kg			
			OU4-AU09-3	11/15/2000	4.1	mg/kg			
			OU4-AU09-4	11/15/2000	3.87	mg/kg			
			OU4-AU09-SB-1	11/15/2000	9.75	mg/kg			
			OU4-AU09-SB-2	11/15/2000	2.79	mg/kg			
			OU4-AU09-SB-3	11/15/2000	1.92	mg/kg			
			OU4-AU09-SB-4	11/15/2000	2.44	mg/kg			
			OU4-AU09-SB-5	11/15/2000	3.96	mg/kg			
			OU4-AU09-SB-6	11/15/2000	2.62	mg/kg			
			OU4-AU09-SB-DUP03	11/15/2000	1.42	mg/kg			
CSA	***8***	***4400 Springdale Street***						***No***	***No***
			OU5-CSA-8-4400SS-1	8/24/2001	8	mg/kg			
			OU5-CSA-8-4400SS-2	8/24/2001	5.3	mg/kg			
CSA	***5***	***4400 Van Ness Street***						***No***	***No***
			OU5-CSA-5-4400VNS-1	8/24/2001	3.9	mg/kg			
			OU5-CSA-5-4400VNS-2	8/24/2001	3.3	mg/kg			
CSA	***6***	***4401 43rd Street***						***No***	***No***
			OU5-CSA-6-4401(43)-1	4/25/2002	5.1	mg/kg			
			OU5-CSA-6-4401(43)-2	4/25/2002	5.4	mg/kg			
			OU5-CSA-6-4401(43)-DUP114	4/25/2002	5.5	mg/kg	OU5-CSA-6-4401(43)-2		

Area	Group	Address	Sample ID	Sample Date	Result \1	Units	Duplicate Match	Specialty Boring?	Grid Sampled?
CSA	8	4401 Sedgwick Street						No	No
			OU5-CSA-8-4401SegS-1	8/24/2001	6	mg/kg			
			OU5-CSA-8-4401SegS-2	8/24/2001	8.2	mg/kg			
CSA	8	4404 Springdale Street						No	No
			OU5-CSA-8-4404SS-1	9/21/2001	6	mg/kg			
			OU5-CSA-8-4404SS-2	9/21/2001	5.7	mg/kg			
CSA	6	4404 Windom Place						No	No
			OU5-CSA-6-4404WinP-1	3/22/2002	4.9	mg/kg			
			OU5-CSA-6-4404WinP-2	3/22/2002	4.6	mg/kg			
CSA	8	4405 Sedgwick Street						No	No
			OU5-CSA-8-4405SegS-1	8/24/2001	6.8	mg/kg			
			OU5-CSA-8-4405SegS-2	8/24/2001	7.9	mg/kg			
CSA	6	4405 Warren Street						No	No
			OU5-CSA-6-4405WS-1	8/31/2001	5.2	mg/kg			
			OU5-CSA-6-4405WS-2	8/31/2001	3.6	mg/kg			
CSA	8	4408 Springdale Street						No	No
			OU5-CSA-8-4408SS-1	3/22/2002	6.1	mg/kg			
			OU5-CSA-8-4408SS-2	3/22/2002	5.6	mg/kg			
			OU5-CSA-8-4408SS-DUP109	3/22/2002	4.9	mg/kg	OU5-CSA-8-4408SS-2		
CSA	6	4408 Windom Place						No	No
			OU5-CSA-6-4408WinP-1	11/14/2001	4.8	mg/kg			
			OU5-CSA-6-4408WinP-2	11/14/2001	5.1	mg/kg			
CSA	8	4409 Sedgwick Street						No	No
			OU5-CSA-8-4409SegS-1	8/31/2001	8	mg/kg			
			OU5-CSA-8-4409SegS-2	8/31/2001	8.8	mg/kg			
CSA	6	4409 Warren Street						Yes	No
			OU5-CSA-6-4409WS-1	8/7/2001	3.1	mg/kg			
			OU5-CSA-6-4409WS-2	8/7/2001	4.3	mg/kg			
			OU5-CSA-6-4409WS-SB1	8/7/2001	2 J	mg/kg			
			OU5-CSA-6-4409WS-SB10	8/7/2001	1.1 J	mg/kg			
			OU5-CSA-6-4409WS-SB2	8/7/2001	1.9 J	mg/kg			
			OU5-CSA-6-4409WS-SB3	8/7/2001	2 J	mg/kg			

Area	Group	Address	Sample ID	Sample Date	Result \1	Units	Duplicate Match	Specialty Boring?	Grid Sampled?
			OU5-CSA-6-4409WS-SB4	8/7/2001	6	mg/kg			
			OU5-CSA-6-4409WS-SB5	8/7/2001	1.3 J	mg/kg			
			OU5-CSA-6-4409WS-SB6	8/7/2001	1.5 J	mg/kg			
			OU5-CSA-6-4409WS-SB7	8/7/2001	2.4 J	mg/kg			
			OU5-CSA-6-4409WS-SB8	8/7/2001	2.7 J	mg/kg			
			OU5-CSA-6-4409WS-SB9	8/7/2001	2.4 J	mg/kg			
CSA	***6***	***4410 42nd Street***						***Yes***	***No***
			OU5-CSA-6-4410(42)-1	8/7/2001	5.9	mg/kg			
			OU5-CSA-6-4410(42)-2	8/7/2001	9.2	mg/kg			
			OU5-CSA-6-4410(42)-DUP40	8/7/2001	6.1	mg/kg	OU5-CSA-6-4410(42)-2		
			OU5-CSA-6-4410(42)-SB-DUP49	8/7/2001	2.6	mg/kg	OU5-CSA-6-4410(42)-SB4		
			OU5-CSA-6-4410(42)-SB1	8/7/2001	6	mg/kg			
			OU5-CSA-6-4410(42)-SB10	8/7/2001	13	mg/kg			
			OU5-CSA-6-4410(42)-SB2	8/7/2001	9.2	mg/kg			
			OU5-CSA-6-4410(42)-SB3	8/7/2001	5.6	mg/kg			
			OU5-CSA-6-4410(42)-SB4	8/7/2001	5.9	mg/kg			
			OU5-CSA-6-4410(42)-SB5	8/7/2001	5.2	mg/kg			
			OU5-CSA-6-4410(42)-SB6	8/7/2001	2.7	mg/kg			
			OU5-CSA-6-4410(42)-SB7	8/7/2001	6.8	mg/kg			
			OU5-CSA-6-4410(42)-SB8	8/7/2001	2.2	mg/kg			
			OU5-CSA-6-4410(42)-SB9	8/7/2001	3.7	mg/kg			
CSA	***5***	***4410 Van Ness Street***						***No***	***No***
			OU5-CSA-5-4410VNS-1	8/31/2001	4.2	mg/kg			
			OU5-CSA-5-4410VNS-2	8/31/2001	2.9	mg/kg			
CSA	***8***	***4412 Sedgwick Street***						***No***	***No***
			OU5-CSA-8-4412SegS-1	12/5/2001	7	mg/kg			
			OU5-CSA-8-4412SegS-2	12/5/2001	6.7	mg/kg			
CSA	***8***	***4412 Springdale Street***						***No***	***No***
			OU5-CSA-8-4412SS-1	10/26/2001	4.1	mg/kg			
			OU5-CSA-8-4412SS-2	10/26/2001	4.8	mg/kg			
			OU5-CSA-8-4412SS-DUP82	10/26/2001	5	mg/kg	OU5-CSA-8-4412SS-2		
CSA	***6***	***4412 Windom Place***						***No***	***No***
			OU5-CSA-6-4412WinP-1	8/31/2001	3.4	mg/kg			
			OU5-CSA-6-4412WinP-2	8/31/2001	4.4	mg/kg			

Area	Group	Address	Sample ID	Sample Date	Result \1	Units	Duplicate Match	Specialty Boring?	Grid Sampled?
CSA	6	4413 Warren Street						No	No
			OU5-CSA-6-4413WS-1	8/31/2001	3.1	mg/kg			
			OU5-CSA-6-4413WS-2	8/31/2001	6	mg/kg			
CSA	6	4414 42nd Street						No	No
			OU5-CSA-6-4414(42)-1	6/11/2002	9.4	mg/kg			
			OU5-CSA-6-4414(42)-2	6/11/2002	8.5	mg/kg			
CSA	8	4415 Springdale Street						No	No
			OU5-CSA-8-4415SS-1	11/8/2001	6	mg/kg			
			OU5-CSA-8-4415SS-2	11/8/2001	2.8 J	mg/kg			
CSA	2	4416 50th Street						No	No
			OU5-CSA-2-4416(50)-1	1/10/2002	3.4	mg/kg			
			OU5-CSA-2-4416(50)-2	1/10/2002	2.4	mg/kg			
CSA	6	4416 Windom Place						No	No
			OU5-CSA-6-4416WinP-1	11/19/2001	2.7	mg/kg			
			OU5-CSA-6-4416WinP-2	11/19/2001	5.5	mg/kg			
CSA	6	4417 Warren Street						No	No
			OU5-CSA-6-4417WS-1	8/17/2001	5.6	mg/kg			
			OU5-CSA-6-4417WS-2	8/17/2001	9.5	mg/kg			
CSA	6	4418 42nd Street						No	No
			OU5-CSA-6-4418(42)-1	3/21/2002	6.3	mg/kg			
			OU5-CSA-6-4418(42)-2	3/21/2002	5.6	mg/kg			
			OU5-CSA-6-4418(42)-DUP107	3/21/2002	6.4	mg/kg	OU5-CSA-6-4418(42)-1		
CSA	8	4418 Springdale Street						No	No
			OU5-CSA-8-4418SS-1	12/5/2001	5.4	mg/kg			
			OU5-CSA-8-4418SS-2	12/5/2001	4.9	mg/kg			
CSA	8	4419 Springdale Street						No	No
			OU5-CSA-8-4419SS-1	11/9/2001	5.7	mg/kg			
			OU5-CSA-8-4419SS-2	11/9/2001	6.9	mg/kg			
CSA	8	4420 Sedgwick Street						No	No
			OU5-CSA-8-4420SegS-1	7/24/2001	5.8	mg/kg			
			OU5-CSA-8-4420SegS-2	7/24/2001	6	mg/kg			

Area	Group	Address	Sample ID	Sample Date	Result \1		Units	Duplicate Match	Specialty Boring?	Grid Sampled?
CSA	5	4420 Van Ness Street							No	No
			OU5-CSA-5-4420VNS-1	8/31/2001	5.9		mg/kg			
			OU5-CSA-5-4420VNS-2	8/31/2001	3.4		mg/kg			
CSA	6	4420 Windom Place							Yes	No
			OU5-CSA-6-4420WinP-1	8/31/2001	6.8		mg/kg			
			OU5-CSA-6-4420WinP-2	8/31/2001	5.4		mg/kg			
			OU5-CSA-6-4420WinP-SB-DUP82	10/9/2001	2.2		mg/kg	OU5-CSA-6-4420WinP-SB2		
			OU5-CSA-6-4420WinP-SB1	10/9/2001	2.7		mg/kg			
			OU5-CSA-6-4420WinP-SB2	10/9/2001	0.91	J	mg/kg			
			OU5-CSA-6-4420WinP-SB3	10/9/2001	1.3	J	mg/kg			
			OU5-CSA-6-4420WinP-SB4	10/9/2001	1.4	J	mg/kg			
			OU5-CSA-6-4420WinP-SB5	10/9/2001	2.1	J	mg/kg			
			OU5-CSA-6-4420WinP-SB6	10/9/2001	1.3	J	mg/kg			
CSA	6	4421 Warren Street							No	No
			OU5-CSA-6-4421WS-1	8/31/2001	8.4		mg/kg			
			OU5-CSA-6-4421WS-2	8/31/2001	8		mg/kg			
CSA	6	4422 42nd Street							Yes	No
			OU5-CSA-6-4422(42)-1	8/15/2001	5		mg/kg			
			OU5-CSA-6-4422(42)-2	8/15/2001	5.5		mg/kg			
			OU5-CSA-6-4422(42)-SB1	8/15/2001	6.9		mg/kg			
			OU5-CSA-6-4422(42)-SB10	8/15/2001	1.3	J	mg/kg			
			OU5-CSA-6-4422(42)-SB2	8/15/2001	5.2		mg/kg			
			OU5-CSA-6-4422(42)-SB3	8/15/2001	6.6		mg/kg			
			OU5-CSA-6-4422(42)-SB4	8/15/2001	8.8		mg/kg			
			OU5-CSA-6-4422(42)-SB5	8/15/2001	4.1		mg/kg			
			OU5-CSA-6-4422(42)-SB6	8/15/2001	2.8	J	mg/kg			
			OU5-CSA-6-4422(42)-SB7	8/15/2001	2.4		mg/kg			
			OU5-CSA-6-4422(42)-SB8	8/15/2001	2.1	J	mg/kg			
			OU5-CSA-6-4422(42)-SB9	8/15/2001	2	J	mg/kg			
CSA	8	4422 Springdale Street							No	No
			OU5-CSA-8-4422SS-1	8/3/2001	4.9		mg/kg			
			OU5-CSA-8-4422SS-2	8/3/2001	5.3		mg/kg			

Area	Group	Address	Sample ID	Sample Date	Result \1		Units	Duplicate Match	Specialty Boring?	Grid Sampled?
CSA	8	4423 Springdale Street							No	No
			OU5-CSA-8-4423SS-1	11/9/2001	5.8		mg/kg			
			OU5-CSA-8-4423SS-2	11/9/2001	4.7		mg/kg			
CSA	8	4424 Sedgwick Street							No	No
			OU5-CSA-8-4424SegS-1	7/25/2001	6.8		mg/kg			
			OU5-CSA-8-4424SegS-2	7/25/2001	6.1		mg/kg			
CSA	6	4424 Windom Place							No	No
			OU5-CSA-6-4424WinP-1	11/15/2001	4		mg/kg			
			OU5-CSA-6-4424WinP-2	11/15/2001	7.6		mg/kg			
CSA	5	4425 Upton Street							Yes	No
			OU5-CSA-5-4425US-1	11/12/2001	4.9		mg/kg			
			OU5-CSA-5-4425US-2	11/12/2001	3.7		mg/kg			
			OU5-CSA-5-4425US-DUP87	11/12/2001	4		mg/kg	OU5-CSA-5-4425US-2		
			OU5-CSA-5-4425US-SB1	11/12/2001	4.2	J	mg/kg			
			OU5-CSA-5-4425US-SB2	11/12/2001	5.9		mg/kg			
			OU5-CSA-5-4425US-SB3	11/12/2001	0.54	U	mg/kg			
			OU5-CSA-5-4425US-SB4	11/12/2001	5.9		mg/kg			
			OU5-CSA-5-4425US-SB5	11/12/2001	1.8	J	mg/kg			
			OU5-CSA-5-4425US-SB6	11/12/2001	0.76	J	mg/kg			
			OU5-CSA-5-4425US-SB7	11/12/2001	2.4		mg/kg			
CSA	6	4425 Warren Street							No	No
			OU5-CSA-6-4425WS-1	11/14/2001	7.6		mg/kg			
			OU5-CSA-6-4425WS-2	11/14/2001	5.6		mg/kg			
CSA	6	4426 42nd Street							No	No
			OU5-CSA-6-4426(42)-1	3/21/2002	5		mg/kg			
			OU5-CSA-6-4426(42)-2	3/21/2002	4.8		mg/kg			
CSA	8	4426 Springdale Street							No	No
			OU5-CSA-8-4426SS-1	3/22/2002	4.9		mg/kg			
			OU5-CSA-8-4426SS-2	3/22/2002	4.9		mg/kg			
CSA	6	4426 Windom Place							No	No
			OU5-CSA-6-4426WinP-1	8/17/2001	4.9		mg/kg			
			OU5-CSA-6-4426WinP-2	8/17/2001	5.4		mg/kg			

Area	Group	Address	Sample ID	Sample Date	Result \1	Units	Duplicate Match	Specialty Boring?	Grid Sampled?
CSA	8	4427 Springdale Street						No	Yes + specialty boring
			OU5-CSA-8-4427SS-1	11/8/2001	7.4	mg/kg			
			OU5-CSA-8-4427SS-2	11/8/2001	72	mg/kg			
CSA	8	4428 Sedgwick Street						No	Yes + 1' arsenic boring
			OU5-CSA-8-4428SegS-1	8/17/2001	22	mg/kg			
			OU5-CSA-8-4428SegS-2	8/17/2001	24.3	mg/kg			
CSA	6	4428 Windom Place						No	No
			OU5-CSA-6-4428WinP-1	11/19/2001	4.7	mg/kg			
			OU5-CSA-6-4428WinP-2	11/19/2001	4.6	mg/kg			
CSA	6	4429 Warren Street						No	No
			OU5-CSA-6-4429WS-1	11/14/2001	6.7	mg/kg			
			OU5-CSA-6-4429WS-2	11/14/2001	4.3	mg/kg			
CSA	6	4430 42nd Street						No	No
			OU5-CSA-6-4430(42)-1	10/24/2001	5.6	mg/kg			
			OU5-CSA-6-4430(42)-2	10/24/2001	5.5	mg/kg			
OU4	OU4	4430 Newark Street, Lot 3						No	No
			OU4-4430NS-3-1	4/16/2001	4.4	mg/kg			
			OU4-4430NS-3-2	4/16/2001	4.9	mg/kg			
			OU4-4430NS-3-3	4/16/2001	3.5	mg/kg			
			OU4-4430NS-3-4	4/16/2001	4.5	mg/kg			
			OU4-4430NS-3-SB-1	4/16/2001	6.2	mg/kg			
			OU4-4430NS-3-SB-2	4/16/2001	5.5	mg/kg			
			OU4-4430NS-3-SB-3	4/16/2001	4.5	mg/kg			
			OU4-4430NS-3-SB-4	4/16/2001	2.6	mg/kg			
			OU4-4430NS-3-SB-5	4/16/2001	3.1	mg/kg			
			OU4-4430NS-3-SB-6	4/16/2001	2.3	mg/kg			
			OU4-4430NS-3-SB-7	4/16/2001	8.2	mg/kg			
			OU4-4430NS-3-SB-8	4/16/2001	12.2	mg/kg			
			OU4-4430NS-3-SB-9	4/16/2001	11.6	mg/kg			
OU4	OU4	4430 Newark Street, Lot 4						No	No
			OU4-4430NS-4-1	4/16/2001	3.6	mg/kg			
			OU4-4430NS-4-2	4/16/2001	3.9	mg/kg			
			OU4-4430NS-4-3	4/16/2001	4.6	mg/kg			

Area	Group	Address	Sample ID	Sample Date	Result \1	Units	Duplicate Match	Specialty Boring?	Grid Sampled?
			OU4-4430NS-4-4	4/16/2001	3.5	mg/kg			
			OU4-4430NS-4-SB-1	4/16/2001	4.8 K	mg/kg			
			OU4-4430NS-4-SB-10	4/16/2001	4.8 K	mg/kg			
			OU4-4430NS-4-SB-2	4/16/2001	5.5 K	mg/kg			
			OU4-4430NS-4-SB-3	4/16/2001	12.2 K	mg/kg			
			OU4-4430NS-4-SB-4	4/16/2001	10.2 K	mg/kg			
			OU4-4430NS-4-SB-5	4/16/2001	12.4 K	mg/kg			
			OU4-4430NS-4-SB-6	4/16/2001	9.8 K	mg/kg			
			OU4-4430NS-4-SB-7	4/16/2001	5.5 K	mg/kg			
			OU4-4430NS-4-SB-8	4/16/2001	7.9 K	mg/kg			
			OU4-4430NS-4-SB-9	4/16/2001	7 K	mg/kg			
			OU4-4430NS-4-SB-DUP01	4/16/2001	6.6 K	mg/kg	OU4-4430NS-4-SB-9		
CSA	***8***	***4430 Springdale Street***						***No***	***No***
			OU5-CSA-8-4430SS-1	3/22/2002	9.4	mg/kg			
			OU5-CSA-8-4430SS-2	3/22/2002	5.1	mg/kg			
CSA	***8***	***4430 Tindall Street***						***No***	***Yes + 1' arsenic boring***
			OU5-CSA-8-4430TinS-1	11/8/2001	13.6	mg/kg			
			OU5-CSA-8-4430TinS-2	11/8/2001	9.6	mg/kg			
CSA	***5***	***4430 Van Ness Street***						***No***	***No***
			OU5-CSA-5-4430VNS-1	3/28/2002	4.5	mg/kg			
			OU5-CSA-5-4430VNS-2	3/28/2002	3.1	mg/kg			
CSA	***8***	***4431 Springdale Street***						***No***	***No***
			OU5-CSA-8-4431SS-1	8/31/2001	9.3	mg/kg			
			OU5-CSA-8-4431SS-2	8/31/2001	11.2	mg/kg			
CSA	***8***	***4432 Sedgwick Street***						***No***	***No***
			OU5-CSA-8-4432SegS-1	12/5/2001	6.5	mg/kg			
			OU5-CSA-8-4432SegS-2	12/5/2001	7.6	mg/kg			
CSA	***6***	***4432 Windom Place***						***No***	***No***
			OU5-CSA-6-4432WinP-1	2/14/2002	5.1	mg/kg			
			OU5-CSA-6-4432WinP-2	2/14/2002	7.8	mg/kg			
CSA	***6***	***4433 Warren Street***						***No***	***No***
			OU5-CSA-6-4433WS-1	2/14/2002	4.3	mg/kg			
			OU5-CSA-6-4433WS-2	2/14/2002	4	mg/kg			

Area	Group	Address	Sample ID	Sample Date	Result \1		Units	Duplicate Match	Specialty Boring?	Grid Sampled?
CSA	8	4434 Springdale Street							Yes	No
			OU5-CSA-8-4434SS-1	12/4/2001	2.8		mg/kg			
			OU5-CSA-8-4434SS-2	12/4/2001	2.3	J	mg/kg			
			OU5-CSA-8-4434SS-DUP96	12/4/2001	2.5	J	mg/kg	OU5-CSA-8-4434SS-2		
			OU5-CSA-8-4434SS-SB-DUP94	12/4/2001	0.8	J	mg/kg	OU5-CSA-8-4434SS-SB2		
			OU5-CSA-8-4434SS-SB1	12/4/2001	1.8	J	mg/kg			
			OU5-CSA-8-4434SS-SB2	12/4/2001	0.75	J	mg/kg			
			OU5-CSA-8-4434SS-SB3	12/4/2001	0.77	J	mg/kg			
			OU5-CSA-8-4434SS-SB4	12/4/2001	2.2	J	mg/kg			
			OU5-CSA-8-4434SS-SB5	12/4/2001	0.36	U	mg/kg			
CSA	8	4434 Tindall Street							No	Yes + 1' arsenic boring
			OU5-CSA-8-4434TinS-1	7/25/2001	30.9		mg/kg			
			OU5-CSA-8-4434TinS-2	7/25/2001	15.4		mg/kg			
CSA	8	4435 Springdale Street							No	No
			OU5-CSA-8-4435SS-1	7/25/2001	8.4		mg/kg			
			OU5-CSA-8-4435SS-2	7/25/2001	3.7		mg/kg			
CSA	8	4436 Sedgwick Street							No	No
			OU5-CSA-8-4436SegS-1	8/31/2001	5.5		mg/kg			
			OU5-CSA-8-4436SegS-2	8/31/2001	5.4		mg/kg			
CSA	8	4437 Sedgwick Street							No	No
			OU5-CSA-8-4437SegS-1	10/4/2001	5		mg/kg			
			OU5-CSA-8-4437SegS-2	10/4/2001	6.1		mg/kg			
CSA	6	4437 Warren Street							No	Yes + 1' arsenic boring
			OU5-CSA-6-4437WS-1	11/16/2001	13.5		mg/kg			
			OU5-CSA-6-4437WS-2	11/16/2001	3.6		mg/kg			
CSA	8	4438 Springdale Street							No	No
			OU5-CSA-8-4438SS-1	9/21/2001	4.4		mg/kg			
			OU5-CSA-8-4438SS-2	9/21/2001	3.6		mg/kg			
			OU5-CSA-8-4438SS-DUP64	9/21/2001	4		mg/kg	OU5-CSA-8-4438SS-1		
CSA	8	4438 Tindall Street							No	Yes + specialty boring
			OU5-CSA-8-4438TinS-1	7/24/2001	89.9		mg/kg			
			OU5-CSA-8-4438TinS-2	7/24/2001	80.3		mg/kg			

Area	Group	Address	Sample ID	Sample Date	Result \1	Units	Duplicate Match	Specialty Boring?	Grid Sampled?
CSA	8	4439 Springdale Street						No	No
			OU5-CSA-8-4439SS-1	8/31/2001	6	mg/kg			
			OU5-CSA-8-4439SS-2	8/31/2001	4.9	mg/kg			
CSA	8	4440 Sedgwick Street						No	No
			OU5-CSA-8-4440SegS-1	8/3/2001	5.1	mg/kg			
			OU5-CSA-8-4440SegS-2	8/3/2001	4.8	mg/kg			
CSA	8	4440 Springdale Street						No	No
			OU5-CSA-8-4440SS-1	9/21/2001	4.1	mg/kg			
			OU5-CSA-8-4440SS-2	9/21/2001	2.8	mg/kg			
CSA	5	4440 Van Ness Street						No	No
			OU5-CSA-5-4440VNS-1	8/31/2001	5.7	mg/kg			
			OU5-CSA-5-4440VNS-2	8/31/2001	2.4 J	mg/kg			
CSA	6	4440 Windom Place						No	No
			OU5-CSA-6-4440WinP-1	7/25/2001	4.5	mg/kg			
			OU5-CSA-6-4440WinP-2	7/25/2001	4.7	mg/kg			
CSA	8	4441 Sedgwick Street						No	No
			OU5-CSA-8-4441SegS-1	11/16/2001	12.1	mg/kg			
			OU5-CSA-8-4441SegS-2	11/16/2001	5	mg/kg			
CSA	5	4441 Verplanck Place						No	No
			OU5-CSA-5-4441VP1	3/13/2003	3.9	mg/kg			
			OU5-CSA-5-4441VP2	3/13/2003	4.7	mg/kg			
CSA	6	4441 Warren Street						No	No
			OU5-CSA-6-4441WS-1	3/21/2002	4.6	mg/kg			
			OU5-CSA-6-4441WS-2	3/21/2002	4.9	mg/kg			
CSA	8	4442 Tindall Street						No	Yes + specialty boring
			OU5-CSA-8-4442TinS-1	8/31/2001	93.6	mg/kg			
			OU5-CSA-8-4442TinS-2	8/31/2001	65.2	mg/kg			
CSA	8	4443 Springdale Street						Yes	No
			OU5-CSA-8-4443SS-1	10/1/2001	8.9	mg/kg			
			OU5-CSA-8-4443SS-2	10/1/2001	8.3	mg/kg			
			OU5-CSA-8-4443SS-SB1	10/1/2001	4.4	mg/kg			

Area	Group	Address	Sample ID	Sample Date	Result \1	Units	Duplicate Match	Specialty Boring?	Grid Sampled?
			OU5-CSA-8-4443SS-SB2	10/1/2001	2.9	mg/kg			
			OU5-CSA-8-4443SS-SB3	10/1/2001	4.8	mg/kg			
			OU5-CSA-8-4443SS-SB4	10/1/2001	3.1	mg/kg			
			OU5-CSA-8-4443SS-SB5	10/1/2001	3.8 J	mg/kg			
			OU5-CSA-8-4443SS-SB6	10/1/2001	2.3 J	mg/kg			
			OU5-CSA-8-4443SS-SB7	10/1/2001	1.5 J	mg/kg			
			OU5-CSA-8-4443SS-SB8	10/1/2001	0.88 J	mg/kg			
			OU5-CSA-8-4443SS-SB9	10/1/2001	1 J	mg/kg			
CSA	***8***	***4444 Sedgwick Street***						***No***	***No***
			OU5-CSA-8-4444SegS-1	11/19/2001	6.9	mg/kg			
			OU5-CSA-8-4444SegS-2	11/19/2001	6	mg/kg			
			OU5-CSA-8-4444SegS-DUP94	11/19/2001	5.1	mg/kg	OU5-CSA-8-4444SegS-1		
CSA	***8***	***4444 Springdale Street***						***No***	***Yes + 1' arsenic boring***
			OU5-CSA-8-4444SS-1	7/13/2001	5.9	mg/kg			
			OU5-CSA-8-4444SS-2	7/13/2001	13.7	mg/kg			
CSA	***6***	***4444 Windom Place***						***No***	***No***
			OU5-CSA-6-4444WinP-1	7/25/2001	6.1	mg/kg			
			OU5-CSA-6-4444WinP-2	7/25/2001	4.4	mg/kg			
CSA	***8***	***4445 Sedgwick Street***						***No***	***Yes + 1' arsenic boring***
			OU5-CSA-8-4445SegS-1	8/17/2001	16.3	mg/kg			
			OU5-CSA-8-4445SegS-2	8/17/2001	9.8	mg/kg			
CSA	***6***	***4445 Warren Street***						***No***	***No***
			OU5-CSA-6-4445WS-1	7/24/2001	10.4	mg/kg			
			OU5-CSA-6-4445WS-2	7/24/2001	4.2	mg/kg			
CSA	***8***	***4446 Tindall Street***						***No***	***Yes + specialty boring***
			OU5-CSA-8-4446TinS-1	7/24/2001	158	mg/kg			
			OU5-CSA-8-4446TinS-2	7/24/2001	123	mg/kg			
CSA	***8***	***4447 Springdale Street***						***No***	***Yes + 1' arsenic boring***
			OU5-CSA-8-4447SS-1	10/12/2001	15.4	mg/kg			
			OU5-CSA-8-4447SS-2	10/12/2001	10	mg/kg			
CSA	***8***	***4448 Sedgwick Street***						***No***	***No***
			OU5-CSA-8-4448SegS-1	12/5/2001	4	mg/kg			

Area	Group	Address	Sample ID	Sample Date	Result \1	Units	Duplicate Match	Specialty Boring?	Grid Sampled?
			OU5-CSA-8-4448SegS-2	12/5/2001	5.2	mg/kg			
CSA	**8**	**4448 Springdale Street**						**Yes**	**No**
			OU5-CSA-8-4448SS-1	8/31/2001	6.1	mg/kg			
			OU5-CSA-8-4448SS-2	8/31/2001	6	mg/kg			
			OU5-CSA-8-4448SS-SB1	10/9/2001	3.7	mg/kg			
			OU5-CSA-8-4448SS-SB2	10/9/2001	5.4	mg/kg			
			OU5-CSA-8-4448SS-SB3	10/9/2001	4.6	mg/kg			
			OU5-CSA-8-4448SS-SB4	10/9/2001	4.2	mg/kg			
			OU5-CSA-8-4448SS-SB5	10/9/2001	3.5	mg/kg			
			OU5-CSA-8-4448SS-SB6	10/9/2001	3.5	mg/kg			
			OU5-CSA-8-4448SS-SB7	10/9/2001	2.5	mg/kg			
CSA	**8**	**4449 Sedgwick Street**						**No**	**No**
			OU5-CSA-8-4449SegS-1	11/15/2001	5.2	mg/kg			
			OU5-CSA-8-4449SegS-2	11/15/2001	5.6	mg/kg			
CSA	**6**	**4449 Warren Street**						**No**	**No**
			OU5-CSA-6-4449WS-1	7/27/2001	4.4	mg/kg			
			OU5-CSA-6-4449WS-2	7/27/2001	4.6	mg/kg			
CSA	**8**	**4450 Tindall Street**						**No**	**No**
			OU5-CSA-8-4450TinS-1	7/27/2001	0.79 J	mg/kg			
			OU5-CSA-8-4450TinS-2	7/27/2001	9.2	mg/kg			
CSA	**5**	**4450 Van Ness Street**						**No**	**No**
			OU5-CSA-5-4450VNS-1	6/11/2002	3.4	mg/kg			
			OU5-CSA-5-4450VNS-2	6/11/2002	4	mg/kg			
CSA	**5**	**4450 Verplanck Place**						**No**	**No**
			OU5-CSA-5-4450VP-1	7/13/2001	4.4	mg/kg			
			OU5-CSA-5-4450VP-2	7/13/2001	6.8	mg/kg			
CSA	**8**	**4451 Springdale Street**						**No**	**No**
			OU5-CSA-8-4451SS-1	8/31/2001	5.2	mg/kg			
			OU5-CSA-8-4451SS-2	8/31/2001	4.2	mg/kg			
			OU5-CSA-8-4451SS-DUP54	8/31/2001	4.9	mg/kg	OU5-CSA-8-4451SS-1		
CSA	**8**	**4452 Sedgwick Street**						**No**	**No**
			OU5-CSA-8-4452SegS-1	8/3/2001	5.2	mg/kg			

Area	Group	Address	Sample ID	Sample Date	Result \1	Units	Duplicate Match	Specialty Boring?	Grid Sampled?
			OU5-CSA-8-4452SegS-2	8/3/2001	5.3	mg/kg			
CSA	8	4452 Springdale Street						No	No
			OU5-CSA-8-4452SS-1	10/26/2001	3	mg/kg			
			OU5-CSA-8-4452SS-2	10/26/2001	5.3	mg/kg			
CSA	8	4453 Sedgwick Street						Yes	No
			OU5-CSA-8-4453SegS-1	7/30/2001	7.5	mg/kg			
			OU5-CSA-8-4453SegS-2	7/30/2001	5.3	mg/kg			
			OU5-CSA-8-4453SegS-SB-1	7/30/2001	4.2	mg/kg			
			OU5-CSA-8-4453SegS-SB-2	7/30/2001	2.5	mg/kg			
			OU5-CSA-8-4453SegS-SB-3	7/30/2001	2.5	mg/kg			
			OU5-CSA-8-4453SegS-SB-4	7/30/2001	2.5	mg/kg			
			OU5-CSA-8-4453SegS-SB-5	7/30/2001	1.8 J	mg/kg			
			OU5-CSA-8-4453SegS-SB-6	7/30/2001	1.8 J	mg/kg			
			OU5-CSA-8-4453SegS-SB-7	7/30/2001	1.6 J	mg/kg			
			OU5-CSA-8-4453SegS-SB-8	7/30/2001	1.8 J	mg/kg			
			OU5-CSA-8-4453SegS-SB-9	7/30/2001	2 J	mg/kg			
			OU5-CSA-8-4453SegS-SB-DUP41	7/30/2001	1.6 J	mg/kg	OU5-CSA-8-4453SegS-SB-8		
CSA	6	4453 Warren Street						No	No
			OU5-CSA-6-4453WS-1	8/10/2001	9.6	mg/kg			
			OU5-CSA-6-4453WS-2	8/10/2001	5.2	mg/kg			
CSA	8	4454 Tindall Street						No	No
			OU5-CSA-8-4454TinS-1	11/8/2001	5.5	mg/kg			
			OU5-CSA-8-4454TinS-2	11/8/2001	4.6	mg/kg			
			OU5-CSA-8-4454TinS-DUP86	11/8/2001	5.2	mg/kg	OU5-CSA-8-4454TinS-2		
CSA	8	4455 Springdale Street						No	No
			OU5-CSA-8-4455SS-1	7/25/2001	7.8	mg/kg			
			OU5-CSA-8-4455SS-2	7/25/2001	4.6	mg/kg			
CSA	8	4456 Sedgwick Street						No	No
			OU5-CSA-8-4456SegS-1	7/6/2001	4.5	mg/kg			
			OU5-CSA-8-4456SegS-2	7/6/2001	6.6	mg/kg			
CSA	8	4456 Springdale Street						No	Yes + specialty boring
			OU5-CSA-8-4456SS-1	10/26/2001	172	mg/kg			

Area	Group	Address	Sample ID	Sample Date	Result \1	Units	Duplicate Match	Specialty Boring?	Grid Sampled?
			OU5-CSA-8-4456SS-2	10/26/2001	106	mg/kg			
CSA	8	4457 Sedgwick Street						No	Yes + 1' arsenic boring
			OU5-CSA-8-4457SegS-1	8/17/2001	13.3	mg/kg			
			OU5-CSA-8-4457SegS-2	8/17/2001	4.8	mg/kg			
CSA	8	4458 Tindall Street						No	Yes + 1' arsenic boring
			OU5-CSA-8-4458TinS-1	11/9/2001	15.7	mg/kg			
			OU5-CSA-8-4458TinS-2	11/9/2001	10.7	mg/kg			
CSA	8	4460 Sedgwick Street						No	No
			OU5-CSA-8-4460SegS-1	11/19/2001	9.3	mg/kg			
			OU5-CSA-8-4460SegS-2	11/19/2001	3.8	mg/kg			
			OU5-CSA-8-4460SegS-DUP93	11/19/2001	2.6	mg/kg	OU5-CSA-8-4460SegS-2		
CSA	8	4460 Springdale Street						No	Yes + 1' arsenic boring
			OU5-CSA-8-4460SS-1	12/5/2001	15.7 K	mg/kg			
			OU5-CSA-8-4460SS-2	12/5/2001	18 K	mg/kg			
			OU5-CSA-8-4460SS-DUP98	12/5/2001	15.3 K	mg/kg	OU5-CSA-8-4460SS-2		
CSA	8	4461 Sedgwick Street						No	No
			OU5-CSA-8-4461SegS-1	10/4/2001	7.2	mg/kg			
			OU5-CSA-8-4461SegS-2	10/4/2001	5.6	mg/kg			
CSA	8	4462 Tindall Street						No	Yes + 1' arsenic boring
			OU5-CSA-8-4462TinS-1	7/24/2001	29.4	mg/kg			
			OU5-CSA-8-4462TinS-2	7/24/2001	12.7	mg/kg			
CSA	8	4464 Sedgwick Street						No	No
			OU5-CSA-8-4464SegS-1	8/31/2001	9.4	mg/kg			
			OU5-CSA-8-4464SegS-2	8/31/2001	5.6	mg/kg			
CSA	8	4465 Sedgwick Street						No	No
			OU5-CSA-8-4465SegS-1	8/17/2001	8.2	mg/kg			
			OU5-CSA-8-4465SegS-2	8/17/2001	5.8	mg/kg			
CSA	8	4466 Tindall Street						No	No
			OU5-CSA-8-4466TinS-1	11/16/2001	3.6	mg/kg			
			OU5-CSA-8-4499TinS-2	11/16/2001	6.2	mg/kg			

Area	Group	Address	Sample ID	Sample Date	Result \1	Units	Duplicate Match	Specialty Boring?	Grid Sampled?
CSA	8	4468 Sedgwick Street						No	No
			OU5-CSA-8-4468SegS-1	12/5/2001	2.9	mg/kg			
			OU5-CSA-8-4468SegS-2	12/5/2001	2.8	mg/kg			
CSA	8	4469 Sedgwick Street						No	No
			OU5-CSA-8-4469SegS-1	8/10/2001	5.4	mg/kg			
			OU5-CSA-8-4469SegS-2	8/10/2001	4.6	mg/kg			
CSA	8	4473 Sedgwick Street						No	No
			OU5-CSA-8-4473SegS-1	3/28/2002	4.2	mg/kg			
			OU5-CSA-8-4473SegS-2	3/28/2002	4.3	mg/kg			
CSA	8	4477 Sedgwick Street						No	Yes + 1' arsenic boring
			OU5-CSA-8-4477SegS-1	11/20/2001	13.7	mg/kg			
			OU5-CSA-8-4477SegS-2	11/20/2001	3.2	mg/kg			
CSA	8	4478 Upton Street						No	No
			OU5-CSA-8-4478US-1	9/19/2001	4.6 J	mg/kg			
			OU5-CSA-8-4478US-2	9/19/2001	1.8 J	mg/kg			
CSA	8	4484 Upton Street						No	No
			OU5-CSA-8-4484US-1	10/4/2001	4.7	mg/kg			
			OU5-CSA-8-4484US-2	10/4/2001	4.7	mg/kg			
CSA	8	4485 Sedgwick Street						No	No
			OU5-CSA-8-4485SegS-1	8/31/2001	12.6	mg/kg			
			OU5-CSA-8-4485SegS-2	8/31/2001	11.3	mg/kg			
CSA	8	4490 Upton Street						No	No
			OU5-CSA-8-4490US-1	12/5/2001	4.4	mg/kg			
			OU5-CSA-8-4490US-2	12/5/2001	2.3 J	mg/kg			
CSA	9	4500 Massachusetts Avenue, Lot 1						No	No
			OU5-CSA-9-L1-1	8/30/2001	4.7	mg/kg			
			OU5-CSA-9-L1-2	8/30/2001	5.8	mg/kg			
			OU5-CSA-9-L1-DUP55	8/30/2001	5.3	mg/kg	OU5-CSA-9-L1-1		
CSA	9	4500 Massachusetts Avenue, Lot 10						No	No
			OU5-CSA-9-L10-1	8/30/2001	4.9	mg/kg			
			OU5-CSA-9-L10-2	8/30/2001	3.1	mg/kg			

Area	Group	Address	Sample ID	Sample Date	Result \1	Units	Duplicate Match	Specialty Boring?	Grid Sampled?
CSA	9	4500 Massachusetts Avenue, Lot 12						No	No
			OU5-CSA-9-L12-1	8/30/2001	1.6 J	mg/kg			
			OU5-CSA-9-L12-2	8/30/2001	7	mg/kg			
CSA	9	4500 Massachusetts Avenue, Lot 13						No	No
			OU5-CSA-9-L13-1	8/30/2001	2.1 J	mg/kg			
			OU5-CSA-9-L13-2	8/30/2001	2.3 J	mg/kg			
CSA	9	4500 Massachusetts Avenue, Lot 15						Yes	No
			OU5-CSA-9-L15-1	8/30/2001	2.8	mg/kg			
			OU5-CSA-9-L15-2	8/30/2001	2.4	mg/kg			
			OU5-CSA-9-L15-SBA-DUP64	8/30/2001	2.6	mg/kg	OU5-CSA-9-L15-SBA6		
			OU5-CSA-9-L15-SBA1	8/30/2001	6.3	mg/kg			
			OU5-CSA-9-L15-SBA2	8/30/2001	2 J	mg/kg			
			OU5-CSA-9-L15-SBA3	8/30/2001	0.44 U	mg/kg			
			OU5-CSA-9-L15-SBA4	8/30/2001	2 J	mg/kg			
			OU5-CSA-9-L15-SBA5	8/30/2001	0.93 J	mg/kg			
			OU5-CSA-9-L15-SBA6	8/30/2001	12.4	mg/kg			
			OU5-CSA-9-L15-SBB1	8/30/2001	1.9 J	mg/kg			
			OU5-CSA-9-L15-SBB2	8/30/2001	0.37 U	mg/kg			
			OU5-CSA-9-L15-SBB3	8/30/2001	0.38 U	mg/kg			
			OU5-CSA-9-L15-SBB4	8/30/2001	0.39 U	mg/kg			
			OU5-CSA-9-L15-SBB5	8/30/2001	0.39 U	mg/kg			
			OU5-CSA-9-L15-SBB6	8/30/2001	0.41 U	mg/kg			
CSA	9	4500 Massachusetts Avenue, Lot 19						No	No
			OU5-CSA-9-L19-1	8/30/2001	1.5 J	mg/kg			
			OU5-CSA-9-L19-2	8/30/2001	1.8 J	mg/kg			
CSA	9	4500 Massachusetts Avenue, Lot 2						No	No
			OU5-CSA-9-L2-1	8/30/2001	5.1	mg/kg			
			OU5-CSA-9-L2-2	8/30/2001	4.5	mg/kg			
CSA	9	4500 Massachusetts Avenue, Lot 20						Yes	No
			OU5-CSA-9-L20-1	8/30/2001	1.6 J	mg/kg			
			OU5-CSA-9-L20-2	8/30/2001	1.7 J	mg/kg			
			OU5-CSA-9-L20-SB1	8/30/2001	1.5 J	mg/kg			
			OU5-CSA-9-L20-SB2	8/30/2001	1.6 J	mg/kg			
			OU5-CSA-9-L20-SB3	8/30/2001	1.3 J	mg/kg			

Area	Group	Address	Sample ID	Sample Date	Result \1	Units	Duplicate Match	Specialty Boring?	Grid Sampled?
			OU5-CSA-9-L20-SB4	8/30/2001	0.39 U	mg/kg			
			OU5-CSA-9-L20-SB5	8/30/2001	0.39 U	mg/kg			
			OU5-CSA-9-L20-SB6	8/30/2001	0.38 U	mg/kg			
CSA	***9***	***4500 Massachusetts Avenue, Lot 3***						***No***	***No***
			OU5-CSA-9-L3-1	8/30/2001	6.1	mg/kg			
			OU5-CSA-9-L3-2	8/30/2001	4.7	mg/kg			
CSA	***9***	***4500 Massachusetts Avenue, Lot 4***						***No***	***No***
			OU5-CSA-9-L4-1	8/30/2001	3.7	mg/kg			
			OU5-CSA-9-L4-2	8/30/2001	4.3	mg/kg			
CSA	***9***	***4500 Massachusetts Avenue, Lot 5***						***No***	***No***
			OU5-CSA-9-L5-1	8/30/2001	4.4	mg/kg			
			OU5-CSA-9-L5-2	8/30/2001	8.9	mg/kg			
CSA	***9***	***4500 Massachusetts Avenue, Lot 6***						***No***	***No***
			OU5-CSA-9-L6-1	8/30/2001	7.5	mg/kg			
			OU5-CSA-9-L6-2	8/30/2001	6.1	mg/kg			
CSA	***9***	***4500 Massachusetts Avenue, Lot 7***						***No***	***No***
			OU5-CSA-9-L7-1	8/30/2001	3.1	mg/kg			
			OU5-CSA-9-L7-2	8/30/2001	2.9	mg/kg			
CSA	***9***	***4500 Massachusetts Avenue, Lot 8***						***No***	***No***
			OU5-CSA-9-L8-1	8/30/2001	3	mg/kg			
			OU5-CSA-9-L8-2	8/30/2001	3.5	mg/kg			
CSA	***9***	***4500 Massachusetts Avenue, Lot 9***						***No***	***No***
			OU5-CSA-9-L9-1	8/30/2001	4	mg/kg			
			OU5-CSA-9-L9-2	8/30/2001	4	mg/kg			
OU4	***OU4***	***4501 Macomb Street***						***No***	***No***
			OU4-4501-1	4/19/2001	6.3	mg/kg			
			OU4-4501-2	4/19/2001	8.6	mg/kg			
			OU4-4501-3	4/19/2001	4.9	mg/kg			
			OU4-4501-4	4/19/2001	7	mg/kg			
			OU4-4501-DUP01	4/19/2001	7.8	mg/kg	OU4-4501-4		
			OU4-4501-SB-1	4/19/2001	12	mg/kg			
			OU4-4501-SB-2	4/19/2001	4.7	mg/kg			

Area	Group	Address	Sample ID	Sample Date	Result \1	Units	Duplicate Match	Specialty Boring?	Grid Sampled?
			OU4-4501-SB-3	4/19/2001	8.7	mg/kg			
			OU4-4501-SB-4	4/19/2001	13.3	mg/kg			
			OU4-4501-SB-5	4/19/2001	14.2	mg/kg			
			OU4-4501-SB-6	4/19/2001	4	mg/kg			
			OU4-4501-SB-7	4/19/2001	6	mg/kg			
			OU4-4501-SB-8	4/19/2001	7.2	mg/kg			
			OU4-4501-SB-9	4/19/2001	6	mg/kg			
OU4	***OU4***	***4505 Macomb Street***						***No***	***No***
			OU4-4505MS-1	12/4/2001	12.5 L	mg/kg			
			OU4-4505MS-2	12/4/2001	4.2 L	mg/kg			
			OU4-4505MS-3	12/4/2001	8.6 L	mg/kg			
			OU4-4505MS-4	12/4/2001	3.6 L	mg/kg			
			OU4-4505MS-DUP01	12/4/2001	4 L	mg/kg	OU4-4505MS-4		
			OU4-4505MS-SB-DUP01	12/4/2001	4.9 L	mg/kg	OU4-4505MS-SB4		
			OU4-4505MS-SB1	12/4/2001	1.4 JL	mg/kg			
			OU4-4505MS-SB2	12/4/2001	3.9 L	mg/kg			
			OU4-4505MS-SB3	12/4/2001	4.5 L	mg/kg			
			OU4-4505MS-SB4	12/4/2001	4.8 L	mg/kg			
			OU4-4505MS-SB5	12/4/2001	11.1 L	mg/kg			
			OU4-4505MS-SB6	12/4/2001	10.4 L	mg/kg			
CSA	***5***	***4508 Van Ness Street***						***No***	***No***
			OU5-CSA-5-4508VNS-1	3/22/2002	3.8 K	mg/kg			
			OU5-CSA-5-4508VNS-2	3/22/2002	3.3 K	mg/kg			
CSA	***5***	***4512 Van Ness Street***						***No***	***No***
			OU5-CSA-5-4512VNS-1	7/25/2001	4.5	mg/kg			
			OU5-CSA-5-4512VNS-2	7/25/2001	3	mg/kg			
CSA	***5***	***4516 Van Ness Street***						***No***	***No***
			OU5-CSA-5-4516VNS-1	8/17/2001	2.8	mg/kg			
			OU5-CSA-5-4516VNS-2	8/17/2001	5.2	mg/kg			
CSA	***5***	***4520 Van Ness Street***						***No***	***No***
			OU5-CSA-5-4520VNS-1	6/11/2002	2.3	mg/kg			
			OU5-CSA-5-4520VNS-2	6/11/2002	4.3	mg/kg			
CSA	***5***	***4524 Van Ness Street***						***No***	***No***
			OU5-CSA-5-4524VNS-1	3/22/2002	4.6	mg/kg			

Area	Group	Address	Sample ID	Sample Date	Result \1	Units	Duplicate Match	Specialty Boring?	Grid Sampled?
			OU5-CSA-5-4524VNS-2	3/22/2002	4.3	mg/kg			
OU4	**OU4**	**4525 Macomb Street**						**No**	**No**
			OU4-4525(MS)-1	7/11/2001	2.5	mg/kg			
			OU4-4525(MS)-2	7/11/2001	3.3	mg/kg			
			OU4-4525(MS)-3	7/11/2001	5.9	mg/kg			
			OU4-4525(MS)-4	7/11/2001	5	mg/kg			
			OU4-4525(MS)-SB1	7/11/2001	3.4	mg/kg			
			OU4-4525(MS)-SB10	7/11/2001	2.7	mg/kg			
			OU4-4525(MS)-SB2	7/11/2001	6.3	mg/kg			
			OU4-4525(MS)-SB3	7/11/2001	9.7	mg/kg			
			OU4-4525(MS)-SB4	7/11/2001	7.8	mg/kg			
			OU4-4525(MS)-SB5	7/11/2001	10.6	mg/kg			
			OU4-4525(MS)-SB6	7/11/2001	11.1	mg/kg			
			OU4-4525(MS)-SB7	7/11/2001	14.8	mg/kg			
			OU4-4525(MS)-SB8	7/11/2001	5.5	mg/kg			
			OU4-4525(MS)-SB9	7/11/2001	10	mg/kg			
OU4	**OU4**	**4527 Macomb Street**						**No**	**No**
			OU4-4527MS-1	7/1/2002	7.7	mg/kg			
			OU4-4527MS-2	7/1/2002	7	mg/kg			
			OU4-4527MS-3	7/1/2002	7.5	mg/kg			
			OU4-4527MS-4	7/1/2002	5.4	mg/kg			
			OU4-4527MS-SB1	7/1/2002	5.2	mg/kg			
			OU4-4527MS-SB2	7/1/2002	4.7	mg/kg			
			OU4-4527MS-SB3	7/1/2002	4.2	mg/kg			
CSA	**5**	**4528 Van Ness Street**						**No**	**No**
			OU5-CSA-5-4528VNS-1	11/9/2001	5.9	mg/kg			
			OU5-CSA-5-4528VNS-2	11/9/2001	3.5	mg/kg			
CSA	**5**	**4532 Van Ness Street**						**No**	**No**
			OU5-CSA-5-4532VNS-1	7/24/2001	6.8	mg/kg			
			OU5-CSA-5-4532VNS-2	7/24/2001	5.4	mg/kg			
CSA	**5**	**4534 Van Ness Street**						**No**	**No**
			OU5-CSA-5-4534VNS-1	7/25/2001	8.5	mg/kg			
			OU5-CSA-5-4534VNS-2	7/25/2001	4.6	mg/kg			

Area	Group	Address	Sample ID	Sample Date	Result \1		Units	Duplicate Match	Specialty Boring?	Grid Sampled?
CSA	4	4600 Massachusetts Avenue							No	No
			OU5-CSA-4-4600MA-1	8/3/2001	3.8		mg/kg			
			OU5-CSA-4-4600MA-2	8/3/2001	4.3		mg/kg			
CSA	5	4600 Van Ness Street							No	No
			OU5-CSA-5-4600VNS-1	7/25/2001	7.1		mg/kg			
			OU5-CSA-5-4600VNS-2	7/25/2001	5.5		mg/kg			
CSA	5	4601 Massachusetts Avenue							No	No
			OU5-CSA-5-4601MA-1	8/3/2001	3.9		mg/kg			
			OU5-CSA-5-4601MA-2	8/3/2001	5.8		mg/kg			
CSA	10	4601 Rodman Street							No	No
			OU5-CSA-10-4601RS-1	7/25/2001	4.3		mg/kg			
			OU5-CSA-10-4601RS-2	7/25/2001	5.4		mg/kg			
			OU5-CSA-10-4601RS-DUP30	7/25/2001	4.6		mg/kg	OU5-CSA-10-4601RS-2		
CSA	4	4601 Tilden Street							No	No
			OU5-CSA-4-4601TS-1	8/3/2001	4.5		mg/kg			
			OU5-CSA-4-4601TS-2	8/3/2001	3.4		mg/kg			
CSA	5	4602 Van Ness Street							No	No
			OU5-CSA-5-4602VNS-1	7/24/2001	5.1		mg/kg			
			OU5-CSA-5-4602VNS-2	7/24/2001	4.1		mg/kg			
			OU5-CSA-5-4602VNS-DUP27	7/24/2001	4.5		mg/kg	OU5-CSA-5-4602VNS-2		
OU4	OU4	4604 Rockwood Parkway							No	No
			OU4-4604RP-1	2/9/2001	8.41		mg/kg			
			OU4-4604RP-2	2/9/2001	2.78		mg/kg			
			OU4-4604RP-3	2/9/2001	2.73		mg/kg			
			OU4-4604RP-4	2/9/2001	3.31		mg/kg			
			OU4-4604RP-DUP02	2/9/2001	10.2		mg/kg	OU4-4604RP-1		
			OU4-4604RP-SB-1	9/26/2000	11.2	DJ	mg/kg			
			OU4-4604RP-SB-2	9/26/2000	9.61	DJ	mg/kg			
			OU4-4604RP-SB-3	9/26/2000	18.3	DJ	mg/kg			
			OU4-4604RP-SB-4	9/26/2000	13.3	DJ	mg/kg			
			OU4-4604RP-SB-5	9/26/2000	7.02	DJ	mg/kg			
			OU4-4604RP-SB-6	9/26/2000	5.55	DJ	mg/kg			
			OU4-4604RP-SB-DUP11	9/26/2000	10.4	DJ	mg/kg	OU4-4604RP-SB-2		

Area	Group	Address	Sample ID	Sample Date	Result \1		Units	Duplicate Match	Specialty Boring?	Grid Sampled?
CSA	5	4605 Massachusetts Avenue							No	No
			OU5-CSA-5-4605MA-1	10/25/2001	6.9		mg/kg			
			OU5-CSA-5-4605MA-2	10/25/2001	5.6		mg/kg			
CSA	4	4608 Massachusetts Avenue							No	No
			OU5-CSA-4-4608MA-1	7/24/2001	5.1		mg/kg			
			OU5-CSA-4-4608MA-2	7/24/2001	3.2		mg/kg			
			OU5-CSA-4-4608MA-DUP28	7/24/2001	6.1		mg/kg	OU5-CSA-4-4608MA-1		
OU4	OU4	4608 Rockwood Parkway							No	No
			OU4-4608RP-1	2/6/2001	3.28	J	mg/kg			
			OU4-4608RP-2	2/6/2001	3.39	J	mg/kg			
			OU4-4608RP-3	2/6/2001	4.2	J	mg/kg			
			OU4-4608RP-4	2/6/2001	9.05	J	mg/kg			
			OU4-4608RP-SB-1	9/27/2000	4.71	DJ	mg/kg			
			OU4-4608RP-SB-2	9/27/2000	6.3	DJ	mg/kg			
			OU4-4608RP-SB-3	9/27/2000	9.46	DJ	mg/kg			
			OU4-4608RP-SB-4	9/27/2000	4.65	DJ	mg/kg			
			OU4-4608RP-SB-5	9/27/2000	2.8	DJ	mg/kg			
			OU4-4608RP-SB-6	9/27/2000	14.3	DJ	mg/kg			
			OU4-4608RP-SB-7	9/27/2000	5.75	DJ	mg/kg			
			OU4-4608RP-SB-DUP12	9/27/2000	7.43	DJ	mg/kg	OU4-4608RP-SB-2		
CSA	10	4610 Rodman Street							No	No
			OU5-CSA-10-4610RS-1	8/10/2001	3.7		mg/kg			
			OU5-CSA-10-4610RS-2	8/10/2001	3.4	J	mg/kg			
			OU5-CSA-10-4610RS-DUP39	8/10/2001	3.3		mg/kg	OU5-CSA-10-4610RS-2		
CSA	10	4612 Sedgwick Street							No	No
			OU5-CSA-10-4612SegS-1	7/25/2001	8.3		mg/kg			
			OU5-CSA-10-4612SegS-2	7/25/2001	4.2		mg/kg			
CSA	10	4614 Rodman Street							No	No
			OU5-CSA-10-4614RS-1	10/4/2001	3.5		mg/kg			
			OU5-CSA-10-4614RS-2	10/4/2001	4		mg/kg			
			OU5-CSA-10-4614RS-DUP69	10/4/2001	3.3		mg/kg	OU5-CSA-10-4614RS-1		
CSA	10	4615 Rodman Street							No	Yes + specialty boring
			OU5-CSA-10-4615RS-1	8/24/2001	20.2		mg/kg			

Area	Group	Address	Sample ID	Sample Date	Result \1		Units	Duplicate Match	Specialty Boring?	Grid Sampled?
			OU5-CSA-10-4615RS-2	8/24/2001	74.5		mg/kg			
CSA	4	4615 Sedgwick Street							Yes	No
			OU5-CSA-4-4615SegS-1	11/12/2001	3.5		mg/kg			
			OU5-CSA-4-4615SegS-2	11/12/2001	3.1		mg/kg			
			OU5-CSA-4-4615SegS-SB-DUP93	11/12/2001	0.88	J	mg/kg	OU5-CSA-4-4615SegS-SB5		
			OU5-CSA-4-4615SegS-SB1	11/12/2001	2.2	J	mg/kg			
			OU5-CSA-4-4615SegS-SB2	11/12/2001	2.5	J	mg/kg			
			OU5-CSA-4-4615SegS-SB3	11/12/2001	3.6		mg/kg			
			OU5-CSA-4-4615SegS-SB4	11/12/2001	1.3	J	mg/kg			
			OU5-CSA-4-4615SegS-SB5	11/12/2001	0.75	J	mg/kg			
			OU5-CSA-4-4615SegS-SB6	11/12/2001	0.56	U	mg/kg			
CSA	4	4616 Massachusetts Avenue							No	No
			OU5-CSA-4-4616MA-1	7/25/2001	5		mg/kg			
			OU5-CSA-4-4616MA-2	7/25/2001	6.1		mg/kg			
CSA	5	4616 Van Ness Street							No	No
			OU5-CSA-5-4616VNS-1	7/25/2001	10.8		mg/kg			
			OU5-CSA-5-4616VNS-2	7/25/2001	4.2		mg/kg			
CSA	4	4619 Sedgwick Street							No	No
			OU5-CSA-4-4619SegS-1	7/25/2001	4.5		mg/kg			
			OU5-CSA-4-4619SegS-2	7/25/2001	3.8		mg/kg			
CSA	10	4620 Sedgwick Street							No	No
			OU5-CSA-10-4620SegS-1	3/21/2002	10.2		mg/kg			
			OU5-CSA-10-4620SegS-2	3/21/2002	3.9		mg/kg			
CSA	4	4620 Tilden Street							No	No
			OU5-CSA-4-4620TS-1	11/15/2001	3.3		mg/kg			
			OU5-CSA-4-4620TS-2	11/15/2001	3.2		mg/kg			
CSA	5	4620 Van Ness Street							No	No
			OU5-CSA-5-4620VNS-1	12/5/2001	4.7		mg/kg			
			OU5-CSA-5-4620VNS-2	12/5/2001	2.9		mg/kg			
OU4	OU4	4621 Rockwood Parkway							No	Yes
			OU4-4621RP-1	9/19/2000	10.3	DJ	mg/kg			
			OU4-4621RP-2	9/19/2000	15.6	DJ	mg/kg			

Area	Group	Address	Sample ID	Sample Date	Result \1		Units	Duplicate Match	Specialty Boring?	Grid Sampled?
			OU4-4621RP-3	9/19/2000	6.98	DJ	mg/kg			
			OU4-4621RP-4	9/19/2000	6.49	DJ	mg/kg			
			OU4-4621RP-DUP01	2/12/2001	5.09		mg/kg			
			OU4-4621RP-DUP02	2/12/2001	6.06		mg/kg			
			OU4-4621RP-SB-1	9/19/2000	6.07	DJ	mg/kg			
			OU4-4621RP-SB-2	9/19/2000	6.59	DJ	mg/kg			
			OU4-4621RP-SB-3	9/19/2000	4.09	DJ	mg/kg			
			OU4-4621RP-SB-4	9/19/2000	4.94	DJ	mg/kg			
			OU4-4621RP-SB-5	9/19/2000	5.43	DJ	mg/kg			
			OU4-4621RP-SB-6	9/19/2000	6.64	DJ	mg/kg			
CSA	10	4624 Sedgwick Street							No	No
			OU5-CSA-10-4624SegS-1	10/4/2001	3.3		mg/kg			
			OU5-CSA-10-4624SegS-2	10/4/2001	3.1		mg/kg			
CSA	4	4624 Tilden Street							No	No
			OU5-CSA-4-4624TS-1	11/8/2001	2.4		mg/kg			
			OU5-CSA-4-4624TS-2	11/8/2001	2.1	J	mg/kg			
CSA	5	4624 Van Ness Street							No	Yes + 1' arsenic boring
			OU5-CSA-5-4624VNS-1	11/9/2001	6.9		mg/kg			
			OU5-CSA-5-4624VNS-2	11/9/2001	14.3		mg/kg			
OU4	OU4	4625 Rockwood Parkway							No	Yes
			OU4-4625RP-1	9/6/2000	6.57	DJ	mg/kg			
			OU4-4625RP-2	9/6/2000	5.8	DJ	mg/kg			
			OU4-4625RP-3	9/6/2000	101	DJ	mg/kg			
			OU4-4625RP-4	9/6/2000	49.3	DJ	mg/kg			
			OU4-4625RP-SB-1	9/6/2000	5.8	DJ	mg/kg			
			OU4-4625RP-SB-2	9/6/2000	7.72	DJ	mg/kg			
			OU4-4625RP-SB-3	9/6/2000	12.8	DJ	mg/kg			
			OU4-4625RP-SB-4	9/6/2000	3.07	DJ	mg/kg			
			OU4-4625RP-SB-5	9/6/2000	7.09	DJ	mg/kg			
			OU4-4625RP-SB-6	9/6/2000	2.18	DJ	mg/kg			
CSA	4	4625 Sedgwick Street							No	Yes + 1' arsenic boring
			OU5-CSA-4-4625SegS-1a	7/25/2001	16.6		mg/kg			
			OU5-CSA-4-4625SegS-2	7/25/2001	4.2		mg/kg			

Area	Group	Address	Sample ID	Sample Date	Result \1	Units	Duplicate Match	Specialty Boring?	Grid Sampled?
CSA	4	4625 Tilden Street						No	No
			OU5-CSA-4-4625TS-1	10/12/2001	3	mg/kg			
			OU5-CSA-4-4625TS-2	10/12/2001	3.7	mg/kg			
CSA	10	4628 Sedgwick Street						No	No
			OU5-CSA-10-4628SegS-1	7/27/2001	2.5	mg/kg			
			OU5-CSA-10-4628SegS-2	7/27/2001	3	mg/kg			
CSA	4	4628 Tilden Street						No	No
			OU5-CSA-4-4628TS-1	7/25/2001	4.8	mg/kg			
			OU5-CSA-4-4628TS-2	7/25/2001	3.2	mg/kg			
OU4	OU4	4629 Rockwood Parkway						No	Yes + 1' arsenic boring
			OU4-4629RP-1	8/25/2000	8.78 L	mg/kg			
			OU4-4629RP-2	8/25/2000	8.55 L	mg/kg			
			OU4-4629RP-3	8/25/2000	8 L	mg/kg			
			OU4-4629RP-4	8/25/2000	5.71 L	mg/kg			
			OU4-4629RP-SB-1	8/25/2000	6.22 L	mg/kg			
			OU4-4629RP-SB-2	8/25/2000	2.87 L	mg/kg			
			OU4-4629RP-SB-3	8/25/2000	3.62 L	mg/kg			
			OU4-4629RP-SB-4	8/25/2000	4.97 L	mg/kg			
			OU4-4629RP-SB-5	8/25/2000	4.99 L	mg/kg			
			OU4-4629RP-SB-6	8/25/2000	3.92 L	mg/kg			
CSA	4	4629 Tilden Street						No	No
			OU5-CSA-4-4629TS-1	10/3/2001	5.5	mg/kg			
			OU5-CSA-4-4629TS-2	10/3/2001	8.1	mg/kg			
CSA	5	4631 Massachusetts Avenue						No	No
			OU5-CSA-5-4631MA-1	9/20/2001	5.8	mg/kg			
			OU5-CSA-5-4631MA-2	9/20/2001	5.5	mg/kg			
CSA	4	4632 Tilden Street						No	No
			OU5-CSA-4-4632TS-1	5/21/2003	5.8	mg/kg			
			OU5-CSA-4-4632TS-2	5/21/2003	4	mg/kg			
OU4	OU4	4633 Rockwood Parkway						No	Yes
			OU4-4633RP-1	9/22/2000	7.7 DJ	mg/kg			
			OU4-4633RP-2	9/22/2000	7.52 DJ	mg/kg			

Area	Group	Address	Sample ID	Sample Date	Result \1	Units	Duplicate Match	Specialty Boring?	Grid Sampled?
			OU4-4633RP-3	9/22/2000	9.31 DJ	mg/kg			
			OU4-4633RP-4	9/22/2000	7.04 DJ	mg/kg			
			OU4-4633RP-DUP06	9/22/2000	7.88 DJ	mg/kg	OU4-4633RP-1		
			OU4-4633RP-SB-1	9/22/2000	56.6 DJ	mg/kg			
			OU4-4633RP-SB-2	9/22/2000	3.3 DJ	mg/kg			
			OU4-4633RP-SB-3	9/22/2000	1.55 DJ	mg/kg			
			OU4-4633RP-SB-4	9/22/2000	1.11 UJ	mg/kg			
			OU4-4633RP-SB-5	9/22/2000	1.18 UJ	mg/kg			
			OU4-4633RP-SB-6	9/22/2000	1.41 DJ	mg/kg			
			OU4-4633RP-SB-7	9/22/2000	1.56 DJ	mg/kg			
			OU4-4633RP-SB-8	9/22/2000	2.07 DJ	mg/kg			
CSA	***5***	***4635 Massachusetts Avenue***						***No***	***No***
			OU5-CSA-5-4635MA-1	2/14/2002	3.7	mg/kg			
			OU5-CSA-5-4635MA-2	2/14/2002	4.5	mg/kg			
CSA	***4***	***4636 Tilden Street***						***No***	***No***
			OU5-CSA-4-4636TS-1	10/26/2001	2.6	mg/kg			
			OU5-CSA-4-4636TS-2	10/26/2001	3.4	mg/kg			
OU4	***OU4***	***4637 Rockwood Parkway***						***No***	***Yes***
			OU4-4637RP-1	9/5/2000	15 D	mg/kg			
			OU4-4637RP-2	9/5/2000	7.71 D	mg/kg			
			OU4-4637RP-3	9/5/2000	6.72 D	mg/kg			
			OU4-4637RP-4	9/5/2000	7.4 D	mg/kg			
			OU4-4637RP-DUP01	2/14/2001	16.4	mg/kg			
			OU4-4637RP-SB-1	9/5/2000	5.04 D	mg/kg			
			OU4-4637RP-SB-2	9/5/2000	6.87 D	mg/kg			
			OU4-4637RP-SB-3	9/5/2000	10 D	mg/kg			
			OU4-4637RP-SB-4	9/5/2000	6.59 D	mg/kg			
			OU4-4637RP-SB-5	9/5/2000	6.32 D	mg/kg			
			OU4-4637RP-SB-6	9/5/2000	5.93 D	mg/kg			
			OU4-4637RP-SB-7	9/5/2000	1.09 D	mg/kg			
			OU4-4637RP-SB-8	9/5/2000	1.2 D	mg/kg			
			OU4-4637RP-SB-9	9/5/2000	1.16 U	mg/kg			
			OU4-4637RP-SBDUP06	9/5/2000	1.06 U	mg/kg			
CSA	***4***	***4640 Tilden Street***						***No***	***No***
			OU5-CSA-4-4640TS-1	11/8/2001	4.4	mg/kg			

Area	Group	Address	Sample ID	Sample Date	Result \1		Units	Duplicate Match	Specialty Boring?	Grid Sampled?
			OU5-CSA-4-4640TS-2	11/8/2001	2.3	J	mg/kg			
OU4	**OU4**	**4641 Rockwood Parkway**							**No**	**Yes**
			OU4-4641RP-1	9/6/2000	34.6	DJ	mg/kg			
			OU4-4641RP-2	9/6/2000	12	DJ	mg/kg			
			OU4-4641RP-3	9/6/2000	6.95	DJ	mg/kg			
			OU4-4641RP-4	9/6/2000	6.48	D	mg/kg			
			OU4-4641RP-SB-1	9/6/2000	7.66	D	mg/kg			
			OU4-4641RP-SB-2	9/6/2000	4.36	D	mg/kg			
			OU4-4641RP-SB-3	9/6/2000	3.55	D	mg/kg			
			OU4-4641RP-SB-4	9/6/2000	3.89	D	mg/kg			
			OU4-4641RP-SB-5	9/6/2000	3.58	D	mg/kg			
			OU4-4641RP-SB-6	9/6/2000	3.55	D	mg/kg			
			OU4-4641RP-SBDUP07	9/6/2000	3.81	D	mg/kg			
CSA	**5**	**4643 Massachusetts Avenue**							**No**	**No**
			OU5-CSA-5-4643MA-1	8/7/2002	3.3	\2	mg/kg			
			OU5-CSA-5-4643MA-2	8/7/2002	4.5	\2	mg/kg			
CSA	**4**	**4644 Tilden Street**							**No**	**No**
			OU5-CSA-4-4644TS-1	5/31/2001	4.7		mg/kg			
			OU5-CSA-4-4644TS-2	5/31/2001	3.5		mg/kg			
			OU5-CSA-4-4644TS-DUP01	5/31/2001	3.3		mg/kg	OU5-CSA-4-4644TS-2		
CSA	**5**	**4647 Massachusetts Avenue**							**No**	**Yes + 1' arsenic boring**
			OU5-CSA-5-4647MA-1	7/25/2001	12.1		mg/kg			
			OU5-CSA-5-4647MA-2	7/25/2001	17.1		mg/kg			
CSA	**5**	**4651 Massachusetts Avenue**							**No**	**Yes + specialty boring**
			OU5-CSA-5-4651MA-1	7/25/2001	18.3		mg/kg			
			OU5-CSA-5-4651MA-2	7/25/2001	88.8		mg/kg			
CSA	**4**	**4652 Upton Street**							**No**	**No**
			OU5-CSA-4-4652US-1	11/15/2001	2.1	J	mg/kg			
			OU5-CSA-4-4652US-2	11/15/2001	3.7		mg/kg			
CSA	**4**	**4654 Upton Street**							**No**	**No**
			OU5-CSA-4-4654US-1	7/27/2001	2.7		mg/kg			
			OU5-CSA-4-4654US-2	7/27/2001	2.8		mg/kg			

Area	Group	Address	Sample ID	Sample Date	Result \1		Units	Duplicate Match	Specialty Boring?	Grid Sampled?
CSA	5	4655 Massachusetts Avenue							No	Yes + 1' arsenic boring
			OU5-CSA-5-4655MA-1	8/6/2001	25.6		mg/kg			
			OU5-CSA-5-4655MA-2	8/6/2001	5.4		mg/kg			
CSA	4	4658 Upton Street							No	No
			OU5-CSA-4-4658US-1	11/9/2001	2.8	J	mg/kg			
			OU5-CSA-4-4658US-2	11/9/2001	4.5		mg/kg			
CSA	5	4659 Massachusetts Avenue							No	No
			OU5-CSA-5-4659MA-1	8/17/2001	3.7		mg/kg			
			OU5-CSA-5-4659MA-2	8/17/2001	3.4		mg/kg			
CSA	3	4700 Massachusetts Avenue							Yes	No
			OU5-CSA-3-4700MA-1	9/20/2001	5.1		mg/kg			
			OU5-CSA-3-4700MA-2	9/20/2001	6.4		mg/kg			
			OU5-CSA-3-4700MA-SB1	10/8/2001	4		mg/kg			
			OU5-CSA-3-4700MA-SB2	10/8/2001	3.1		mg/kg			
			OU5-CSA-3-4700MA-SB3	10/8/2001	1.6	J	mg/kg			
			OU5-CSA-3-4700MA-SB4	10/8/2001	3.4		mg/kg			
			OU5-CSA-3-4700MA-SB5	10/8/2001	1.7	J	mg/kg			
			OU5-CSA-3-4700MA-SB6	10/8/2001	1.4	J	mg/kg			
			OU5-CSA-3-4700MA-SB7	10/8/2001	3.9		mg/kg			
			OU5-CSA-3-4700MA-SB8	10/8/2001	1.1	J	mg/kg			
			OU5-CSA-3-4700MA-SB9	10/8/2001	0.81	U	mg/kg			
OU4	OU4	4700 Quebec Street							No	No
			OU4-4700QS-1	9/5/2000	2.87	D	mg/kg			
			OU4-4700QS-2	9/5/2000	2.94	D	mg/kg			
			OU4-4700QS-3	9/5/2000	3.2	D	mg/kg			
			OU4-4700QS-4	9/5/2000	3.74	D	mg/kg			
			OU4-4700QS-SB-1	9/5/2000	3.49	D	mg/kg			
			OU4-4700QS-SB-2	9/5/2000	6.27	D	mg/kg			
			OU4-4700QS-SB-3	9/5/2000	1.58	D	mg/kg			
			OU4-4700QS-SB-4	9/5/2000	1.15	D	mg/kg			
			OU4-4700QS-SB-5	9/5/2000	1.11	D	mg/kg			
			OU4-4700QS-SB-6	9/5/2000	1.03	D	mg/kg			
			OU4-4700QS-SBDUP05	9/5/2000	7.77	D	mg/kg	OU4-4700QS-SB-2		

Area	Group	Address	Sample ID	Sample Date	Result \1		Units	Duplicate Match	Specialty Boring?	Grid Sampled?
CSA	10	4700 Rodman Street							No	No
			OU5-CSA-10-4700RS-1	7/25/2001	5.9		mg/kg			
			OU5-CSA-10-4700RS-2	7/25/2001	3		mg/kg			
CSA	10	4700 Sedgwick Street							No	No
			OU5-CSA-10-4700SegS-1	3/28/2002	9		mg/kg			
			OU5-CSA-10-4700SegS-2	3/28/2002	3.7		mg/kg			
CSA	4	4700 Tilden Street							No	No
			OU5-CSA-4-4700TS-1	10/23/2002	4.9	\2	mg/kg			
			OU5-CSA-4-4700TS-2	10/23/2002	6	\2	mg/kg			
CSA	4	4700 Upton Street							No	No
			OU5-CSA-4-4700US-1	4/25/2002	6.8		mg/kg			
			OU5-CSA-4-4700US-2	4/25/2002	4.3		mg/kg			
CSA	10	4701 Rodman Street							Yes	No
			OU5-CSA-10-4701RS-1	7/27/2001	2.9		mg/kg			
			OU5-CSA-10-4701RS-2	7/27/2001	3		mg/kg			
			OU5-CSA-10-4701RS-SB-DUP48	8/6/2001	4.7		mg/kg	OU5-CSA-10-4701RS-SB5		
			OU5-CSA-10-4701RS-SB1	8/6/2001	3.1		mg/kg			
			OU5-CSA-10-4701RS-SB2	8/6/2001	1.8	J	mg/kg			
			OU5-CSA-10-4701RS-SB3	8/6/2001	2.3		mg/kg			
			OU5-CSA-10-4701RS-SB4	8/6/2001	3.6		mg/kg			
			OU5-CSA-10-4701RS-SB5	8/6/2001	4.5		mg/kg			
			OU5-CSA-10-4701RS-SB6	8/6/2001	3.1		mg/kg			
			OU5-CSA-10-4701RS-SB7	8/6/2001	2.9		mg/kg			
			OU5-CSA-10-4701RS-SB8	8/6/2001	2.6		mg/kg			
CSA	4	4701 Sedgwick Street							No	No
			OU5-CSA-4-4701SegS-1	7/25/2001	4.2		mg/kg			
			OU5-CSA-4-4701SegS-2	7/25/2001	5		mg/kg			
CSA	3	4701 Upton Street							Yes	No
			OU5-CSA-3-4701US-1	10/1/2001	2.6		mg/kg			
			OU5-CSA-3-4701US-2	10/1/2001	3		mg/kg			
			OU5-CSA-3-4701US-SB1	10/1/2001	2.5		mg/kg			
			OU5-CSA-3-4701US-SB10	10/1/2001	1.6	J	mg/kg			

Area	Group	Address	Sample ID	Sample Date	Result \1		Units	Duplicate Match	Specialty Boring?	Grid Sampled?
			OU5-CSA-3-4701US-SB2	10/1/2001	2.3		mg/kg			
			OU5-CSA-3-4701US-SB3	10/1/2001	0.53	J	mg/kg			
			OU5-CSA-3-4701US-SB4	10/1/2001	1.3	J	mg/kg			
			OU5-CSA-3-4701US-SB5	10/1/2001	1.6	J	mg/kg			
			OU5-CSA-3-4701US-SB6	10/1/2001	2.7		mg/kg			
			OU5-CSA-3-4701US-SB7	10/1/2001	2.9		mg/kg			
			OU5-CSA-3-4701US-SB8	10/1/2001	2.1	J	mg/kg			
			OU5-CSA-3-4701US-SB9	10/1/2001	2	J	mg/kg			
OU4	***OU4***	***4701 Woodway Lane***							***No***	***No***
			OU4-4701WL-1	8/30/2000	2.54	D	mg/kg			
			OU4-4701WL-2	8/30/2000	2.99	D	mg/kg			
			OU4-4701WL-3	8/30/2000	3.21	D	mg/kg			
			OU4-4701WL-4	8/30/2000	3.63	D	mg/kg			
			OU4-4701WL-SB-1	8/30/2000	2.57	D	mg/kg			
			OU4-4701WL-SB-2	8/30/2000	3.3	D	mg/kg			
			OU4-4701WL-SB-3	8/30/2000	3.38	D	mg/kg			
			OU4-4701WL-SB-4	8/30/2000	2.86	D	mg/kg			
			OU4-4701WL-SB-5	8/30/2000	2.24	D	mg/kg			
			OU4-4701WL-SB-6	8/30/2000	2.26	D	mg/kg			
			OU4-4701WL-SB-7	8/30/2000	1.56	D	mg/kg			
			OU4-4701WL-SB-8	8/30/2000	1.08	U	mg/kg			
OU4	***OU4***	***4703 Woodway Lane***							***No***	***No***
			OU4-4703 WL-SB-6	8/30/2000	2.12	D	mg/kg			
			OU4-4703WL-1	8/30/2000	4.14	D	mg/kg			
			OU4-4703WL-2	8/30/2000	5.87	D	mg/kg			
			OU4-4703WL-3	8/30/2000	7.29	D	mg/kg			
			OU4-4703WL-4	8/30/2000	5.6	D	mg/kg			
			OU4-4703WL-DUP-02	8/30/2000	2.49	D	mg/kg			
			OU4-4703WL-SB-1	8/30/2000	3.46	D	mg/kg			
			OU4-4703WL-SB-2	8/30/2000	3.01	D	mg/kg			
			OU4-4703WL-SB-3	8/30/2000	3.18	D	mg/kg			
			OU4-4703WL-SB-4	8/30/2000	3.18	D	mg/kg			
			OU4-4703WL-SB-5	8/30/2000	1.62	D	mg/kg			
			OU4-4703WL-SB-6	8/30/2000	2.12	D	mg/kg			
OU4	***OU4***	***4705 Quebec Street***							***No***	***No***
			OU4-4705QS-1	2/6/2001	3.4	J	mg/kg			

Area	Group	Address	Sample ID	Sample Date	Result \1		Units	Duplicate Match	Specialty Boring?	Grid Sampled?
			OU4-4705QS-2	2/6/2001	4.9	J	mg/kg			
			OU4-4705QS-3	2/6/2001	4.36	J	mg/kg			
			OU4-4705QS-4	2/6/2001	3.86	J	mg/kg			
			OU4-4705QS-SB-1	2/6/2001	3.12	J	mg/kg			
			OU4-4705QS-SB-2	2/6/2001	4.02	J	mg/kg			
			OU4-4705QS-SB-3	2/6/2001	1.85	J	mg/kg			
			OU4-4705QS-SB-4	2/6/2001	1.01	J	mg/kg			
			OU4-4705QS-SB-5	2/6/2001	0.834	J	mg/kg			
			OU4-4705QS-SB-6	2/6/2001	2.14	J	mg/kg			
			OU4-4705QS-SB-DUP02	2/6/2001	1.9	J	mg/kg	OU4-4705QS-SB-3		
CSA	**3**	**4705 Upton Street**							**Yes**	**No**
			OU5-CSA-3-4705US-1	10/1/2001	9		mg/kg			
			OU5-CSA-3-4705US-2	10/1/2001	4.2		mg/kg			
			OU5-CSA-3-4705US-SB-DUP78	10/1/2001	1.7	J	mg/kg	OU5-CSA-3-4705US-SB3		
			OU5-CSA-3-4705US-SB1	10/1/2001	6		mg/kg			
			OU5-CSA-3-4705US-SB10	10/1/2001	1.8	J	mg/kg			
			OU5-CSA-3-4705US-SB2	10/1/2001	6.7		mg/kg			
			OU5-CSA-3-4705US-SB3	10/1/2001	1.9	J	mg/kg			
			OU5-CSA-3-4705US-SB4	10/1/2001	3.8		mg/kg			
			OU5-CSA-3-4705US-SB5	10/1/2001	2.1	J	mg/kg			
			OU5-CSA-3-4705US-SB6	10/1/2001	1.6	J	mg/kg			
			OU5-CSA-3-4705US-SB7	10/1/2001	2	J	mg/kg			
			OU5-CSA-3-4705US-SB8	10/1/2001	1.9	J	mg/kg			
			OU5-CSA-3-4705US-SB9	10/1/2001	0.56	J	mg/kg			
OU4	**OU4**	**4707 Woodway Lane**							**No**	**No**
			OU4-4707WL-1	9/26/2000	10.3	DJ	mg/kg			
			OU4-4707WL-2	9/26/2000	4.35	DJ	mg/kg			
			OU4-4707WL-3	9/26/2000	5.75	DJ	mg/kg			
			OU4-4707WL-4	9/26/2000	3.68	DJ	mg/kg			
			OU4-4707WL-SB-1	9/26/2000	2.8	DJ	mg/kg			
			OU4-4707WL-SB-2	9/26/2000	1.97	DJ	mg/kg			
			OU4-4707WL-SB-3	9/26/2000	0.96	DJ	mg/kg			
			OU4-4707WL-SB-4	9/26/2000	5.15	DJ	mg/kg			
			OU4-4707WL-SB-5	9/26/2000	2.01	DJ	mg/kg			
			OU4-4707WL-SB-6	9/26/2000	2.12	DJ	mg/kg			

Area	Group	Address	Sample ID	Sample Date	Result \1		Units	Duplicate Match	Specialty Boring?	Grid Sampled?
CSA	10	4708 Sedgwick Street							No	Yes + 1' arsenic boring
			OU5-CSA-10-4708SegS-1	7/27/2001	21.3		mg/kg			
			OU5-CSA-10-4708SegS-2	7/27/2001	8		mg/kg			
OU4	OU4	4710 Quebec Street							No	Yes
			OU4-4710QS-1	9/7/2000	30	D	mg/kg			
			OU4-4710QS-2	9/7/2000	8.05	D	mg/kg			
			OU4-4710QS-3	9/7/2000	31.4	D	mg/kg			
			OU4-4710QS-4	9/7/2000	51.5	D	mg/kg			
			OU4-4710QS-SB-1	9/7/2000	6.04	D	mg/kg			
			OU4-4710QS-SB-2	9/7/2000	0.88	JD	mg/kg			
			OU4-4710QS-SB-3	9/7/2000	1	JD	mg/kg			
			OU4-4710QS-SB-4	9/7/2000	1.26	DJ	mg/kg			
			OU4-4710QS-SB-5	9/7/2000	0.49	U	mg/kg			
			OU4-4710QS-SB-6	9/7/2000	0.46	U	mg/kg			
CSA	4	4710 Tilden Street							No	No
			OU5-CSA-4-4710TS-1	7/27/2001	4.4		mg/kg			
			OU5-CSA-4-4710TS-2	7/27/2001	3.5		mg/kg			
CSA	4	4710 Upton Street							No	No
			OU5-CSA-4-4710US-1	7/27/2001	5		mg/kg			
			OU5-CSA-4-4710US-2	7/27/2001	6.6		mg/kg			
OU4	OU4	4710 Woodway Lane							No	Yes
			OU4-4710WL-1	9/19/2000	9.67	DJ	mg/kg			
			OU4-4710WL-2	9/19/2000	8.93	DJ	mg/kg			
			OU4-4710WL-3	9/19/2000	7.46	DJ	mg/kg			
			OU4-4710WL-4	9/19/2000	40.8	DJ	mg/kg			
			OU4-4710WL-4-SBA(1)	2/7/2001	2.92	J	mg/kg			
			OU4-4710WL-4-SBB(1)	2/7/2001	2.83	J	mg/kg			
			OU4-4710WL-DUP-07	2/12/2001	4.16		mg/kg			
			OU4-4710WL-DUP-09	2/12/2001	21.7		mg/kg			
			OU4-4710WL-SBA1	9/19/2000	4.7	DJ	mg/kg			
			OU4-4710WL-SBA2	9/19/2000	4.07	DJ	mg/kg			
			OU4-4710WL-SBA3	9/19/2000	4.4	DJ	mg/kg			
			OU4-4710WL-SBA4	9/19/2000	4.43	DJ	mg/kg			
			OU4-4710WL-SBA5	9/19/2000	2.79	DJ	mg/kg			
			OU4-4710WL-SBA6	9/19/2000	2.36	DJ	mg/kg			

Area	Group	Address	Sample ID	Sample Date	Result \1	Units	Duplicate Match	Specialty Boring?	Grid Sampled?
			OU4-4710WL-SBADUP10	9/19/2000	3.85 DJ	mg/kg			
			OU4-4710WL-SBB1	9/19/2000	5.1 DJ	mg/kg			
			OU4-4710WL-SBB2	9/19/2000	4.82 DJ	mg/kg			
			OU4-4710WL-SBB3	9/19/2000	3.47 DJ	mg/kg			
			OU4-4710WL-SBB4	9/19/2000	3.07 DJ	mg/kg			
			OU4-4710WL-SBB5	9/19/2000	3.69 DJ	mg/kg			
			OU4-4710WL-SBB6	9/19/2000	3.28 DJ	mg/kg			
OU4	***OU4***	***4711 Quebec Street***						***No***	***No***
			OU4-4711QS-1	10/3/2001	3.2	mg/kg			
			OU4-4711QS-2	10/3/2001	5.2	mg/kg			
CSA	***10***	***4711 Rodman Street***						***No***	***No***
			OU5-CSA-10-4711RS-1	8/3/2001	6.1	mg/kg			
			OU5-CSA-10-4711RS-2	8/3/2001	3.4	mg/kg			
CSA	***4***	***4711 Tilden Street***						***No***	***No***
			OU5-CSA-4-4711TS-1	10/12/2001	3.5	mg/kg			
			OU5-CSA-4-4711TS-2	10/12/2001	5.4	mg/kg			
CSA	***10***	***4714 Sedgwick Street***						***No***	***No***
			OU5-CSA-10-4714SegS-1	7/25/2001	5.3	mg/kg			
			OU5-CSA-10-4714SegS-2	7/25/2001	4.9	mg/kg			
CSA	***4***	***4714 Upton Street***						***No***	***No***
			OU5-CSA-4-4714US-1	8/17/2001	3.6	mg/kg			
			OU5-CSA-4-4714US-2	8/17/2001	4.3	mg/kg			
CSA	***4***	***4715 Sedgwick Street***						***No***	***Yes + 1' arsenic boring***
			OU5-CSA-4-4715SegS-1	7/27/2001	9.4	mg/kg			
			OU5-CSA-4-4715SegS-2	7/27/2001	10.5	mg/kg			
			OU5-CSA-4-4715SegSR-1	8/31/2001	8.7	mg/kg			
			OU5-CSA-4-4715SegSR-2	8/31/2001	13.9	mg/kg			
			OU5-CSA-4-4715SegSR-DUP57	8/31/2001	9.2	mg/kg	OU5-CSA-4-4715SegSR-1		
CSA	***3***	***4715 Upton Street***						***No***	***No***
			OU5-CSA-3-4715US-1	7/25/2001	5.2	mg/kg			
			OU5-CSA-3-4715US-2	7/25/2001	3.7	mg/kg			

Area	Group	Address	Sample ID	Sample Date	Result \1	Units	Duplicate Match	Specialty Boring?	Grid Sampled?
CSA	3	4716 Massachusetts Avenue						No	No
			OU5-CSA-3-4716MA-1	10/25/2001	4.5	mg/kg			
			OU5-CSA-3-4716MA-2	10/25/2001	6.2	mg/kg			
OU4	OU4	4717 Quebec Street						No	No
			OU4-4717QS-1	2/5/2001	1.11	mg/kg			
			OU4-4717QS-2	2/5/2001	3.57	mg/kg			
			OU4-4717QS-3	2/5/2001	3.32	mg/kg			
			OU4-4717QS-4	2/5/2001	2.52	mg/kg			
			OU4-4717QS-DUP01	2/5/2001	2.89	mg/kg			
			OU4-4717QS-SB-1	2/6/2001	3.95	mg/kg			
			OU4-4717QS-SB-2	2/6/2001	2.32	mg/kg			
			OU4-4717QS-SB-3	2/6/2001	4.06	mg/kg			
			OU4-4717QS-SB-4	2/6/2001	1.49	mg/kg			
			OU4-4717QS-SB-5	2/6/2001	1.83	mg/kg			
			OU4-4717QS-SB-6	2/6/2001	0.741	mg/kg			
			OU4-4717QS-SB-7	2/6/2001	0.629	mg/kg			
			OU4-4717QS-SB-DUP01	2/6/2001	0.624	mg/kg	OU4-4717QS -SB-7		
CSA	4	4718 Upton Street						No	No
			OU5-CSA-4-4718US-1	10/12/2001	3.6	mg/kg			
			OU5-CSA-4-4718US-2	10/12/2001	5.7	mg/kg			
CSA	4	4719 Sedgwick Street						No	No
			OU5-CSA-4-4719SegS-1	8/10/2001	7.5	mg/kg			
			OU5-CSA-4-4719SegS-2	8/10/2001	3.9	mg/kg			
CSA	3	4720 Massachusetts Avenue						No	No
			OU5-CSA-3-4720MA-1	3/22/2002	8.6	mg/kg			
			OU5-CSA-3-4720MA-2	3/22/2002	5	mg/kg			
OU4	OU4	4720 Quebec Street						No	No
			OU4-4720QS-1	9/1/2000	5.37 DJ	mg/kg			
			OU4-4720QS-2	9/1/2000	5.54 DJ	mg/kg			
			OU4-4720QS-3	9/1/2000	4.1 DJ	mg/kg			
			OU4-4720QS-4	9/1/2000	5.38 DJ	mg/kg			
			OU4-4720QS-SB-1	9/1/2000	4.64 DJ	mg/kg			
			OU4-4720QS-SB-2	9/1/2000	2.07 DJ	mg/kg			
			OU4-4720QS-SB-3	9/1/2000	1.93 DJ	mg/kg			

Area	Group	Address	Sample ID	Sample Date	Result \1	Units	Duplicate Match	Specialty Boring?	Grid Sampled?
			OU4-4720QS-SB-4	9/1/2000	3.55 DJ	mg/kg			
			OU4-4720QS-SB-5	9/1/2000	0.82 JD	mg/kg			
			OU4-4720QS-SB-6	9/1/2000	1.18 DJ	mg/kg			
CSA	***10***	***4720 Sedgwick Street***						***No***	***No***
			OU5-CSA-10-4720SegS-1	7/13/2001	3.8	mg/kg			
			OU5-CSA-10-4720SegS-2	7/13/2001	4.3	mg/kg			
			OU5-CSA-10-4720SegS-DUP23	7/13/2001	4.4	mg/kg	OU5-CSA-10-4720SegS-2		
OU4	***OU4***	***4720 Woodway Lane***						***No***	***No***
			OU4-4720WL-1	10/6/2000	6.82 DJ	mg/kg			
			OU4-4720WL-2	10/6/2000	5.53 DJ	mg/kg			
			OU4-4720WL-3	10/6/2000	6.8 DJ	mg/kg			
			OU4-4720WL-4	10/6/2000	5.49 DJ	mg/kg			
			OU4-4720WL-SB-1	10/6/2000	5.22 DJ	mg/kg			
			OU4-4720WL-SB-2	10/6/2000	5.77 DJ	mg/kg			
			OU4-4720WL-SB-3	10/6/2000	4.37 DJ	mg/kg			
			OU4-4720WL-SB-4	10/6/2000	2.23 DJ	mg/kg			
			OU4-4720WL-SB-5	10/6/2000	3.8 DJ	mg/kg			
			OU4-4720WL-SB-6	10/6/2000	2.73 DJ	mg/kg			
			OU4-4720WL-SB-7	10/6/2000	5.62 DJ	mg/kg			
			OU4-4720WL-SB-8	10/6/2000	2.04 DJ	mg/kg			
			OU4-4720WL-SB-9	10/6/2000	3.99 DJ	mg/kg			
CSA	***10***	***4721 Rodman Street***						***No***	***No***
			OU5-CSA-10-4721RS-1	10/4/2001	2.9	mg/kg			
			OU5-CSA-10-4721RS-2	10/4/2001	2.8	mg/kg			
CSA	***4***	***4721 Sedgwick Street***						***No***	***No***
			OU5-CSA-4-4721SegS-1	9/20/2001	4.5	mg/kg			
			OU5-CSA-4-4721SegS-2	9/20/2001	5.7	mg/kg			
CSA	***4***	***4721 Tilden Street***						***No***	***No***
			OU5-CSA-4-4721TS-1	7/27/2001	5.3	mg/kg			
			OU5-CSA-4-4721TS-2	7/27/2001	5.1	mg/kg			
CSA	***10***	***4722 Rodman Street***						***Yes***	***No***
			OU5-CSA-10-4722RS-1	8/6/2001	4.2	mg/kg			
			OU5-CSA-10-4722RS-2	8/6/2001	6.8	mg/kg			

Area	Group	Address	Sample ID	Sample Date	Result \1		Units	Duplicate Match	Specialty Boring?	Grid Sampled?
			OU5-CSA-10-4722RS-SBA1	8/6/2001	3.4		mg/kg			
			OU5-CSA-10-4722RS-SBA2	8/6/2001	1.4	J	mg/kg			
			OU5-CSA-10-4722RS-SBA3	8/6/2001	2	J	mg/kg			
			OU5-CSA-10-4722RS-SBA4	8/6/2001	1.7	J	mg/kg			
			OU5-CSA-10-4722RS-SBA5	8/6/2001	3.5		mg/kg			
			OU5-CSA-10-4722RS-SBA6	8/6/2001	2.4		mg/kg			
			OU5-CSA-10-4722RS-SBB1	8/6/2001	2.4		mg/kg			
			OU5-CSA-10-4722RS-SBB2	8/6/2001	1.4	J	mg/kg			
			OU5-CSA-10-4722RS-SBB3	8/6/2001	1.6	J	mg/kg			
			OU5-CSA-10-4722RS-SBB4	8/6/2001	1.5	J	mg/kg			
			OU5-CSA-10-4722RS-SBB5	8/6/2001	0.55	U	mg/kg			
			OU5-CSA-10-4722RS-SBB6	8/6/2001	0.91	J	mg/kg			
CSA	4	4722 Upton Street							No	No
			OU5-CSA-4-4722US-1	7/20/2001	3.3		mg/kg			
			OU5-CSA-4-4722US-2	7/20/2001	3.8		mg/kg			
CSA	3	4723 Upton Street							No	No
			OU5-CSA-3-4723US-1	10/12/2001	4.6		mg/kg			
			OU5-CSA-3-4723US-2	10/12/2001	4.1		mg/kg			
CSA	3	4724 Massachusetts Avenue							No	No
			OU5-CSA-3-4724MA-1	9/20/2001	3.6		mg/kg			
			OU5-CSA-3-4724MA-2	9/20/2001	3		mg/kg			
CSA	3	4724 Van Ness Street							No	No
			OU5-CSA-3-4724VNS-1	8/3/2001	7		mg/kg			
			OU5-CSA-3-4724VNS-2	8/3/2001	4.6		mg/kg			
CSA	10	4725 Quebec Street							No	No
			OU5-CSA-10-4725QS-1	8/10/2001	3.7	K	mg/kg			
			OU5-CSA-10-4725QS-2	8/10/2001	3.4	K	mg/kg			
CSA	10	4725 Rodman Street							No	No
			OU5-CSA-10-4725RS-1	10/4/2001	3.2		mg/kg			
			OU5-CSA-10-4725RS-2	10/4/2001	4.3		mg/kg			
CSA	4	4725 Sedgwick Street							No	No
			OU5-CSA-4-4725SegS-1	10/12/2001	2.8		mg/kg			
			OU5-CSA-4-4725SegS-2	10/12/2001	4.1		mg/kg			

Area	Group	Address	Sample ID	Sample Date	Result \1	Units	Duplicate Match	Specialty Boring?	Grid Sampled?
CSA	3	4726 Massachusetts Avenue						No	No
			OU5-CSA-3-4726MA-1	4/25/2002	5.9	mg/kg			
			OU5-CSA-3-4726MA-2	4/25/2002	2.4	mg/kg			
CSA	10	4726 Sedgwick Street						No	No
			OU5-CSA-10-4726SegS-1	4/25/2002	3.6	mg/kg			
			OU5-CSA-10-4726SegS-2	4/25/2002	3	mg/kg			
OU4	OU4	4727 Woodway Lane						No	No
			OU4-4727WL-1	8/30/2000	5.4 D	mg/kg			
			OU4-4727WL-2	8/30/2000	6.37 D	mg/kg			
			OU4-4727WL-3	8/30/2000	4.19 D	mg/kg			
			OU4-4727WL-4	8/30/2000	3.77 D	mg/kg			
			OU4-4727WL-SB-1	8/30/2000	3.77 D	mg/kg			
			OU4-4727WL-SB-2	8/30/2000	2.33 D	mg/kg			
			OU4-4727WL-SB-3	8/30/2000	4.01 D	mg/kg			
			OU4-4727WL-SB-4	8/30/2000	2.26 D	mg/kg			
			OU4-4727WL-SB-5	8/30/2000	2.59 D	mg/kg			
			OU4-4727WL-SB-6	8/30/2000	2.1 D	mg/kg			
			OU4-4727WL-SB-7	8/30/2000	3.12 D	mg/kg			
			OU4-4727WL-SB-8	8/30/2000	1.27 D	mg/kg			
CSA	3	4728 Massachusetts Avenue						No	No
			OU5-CSA-3-4728MA-1	10/25/2001	1.6 J	mg/kg			
			OU5-CSA-3-4728MA-2	10/25/2001	2.1 J	mg/kg			
CSA	4	4728 Tilden Street						No	No
			OU5-CSA-4-4728TS-1	8/10/2001	4.2	mg/kg			
			OU5-CSA-4-4728TS-2	8/10/2001	4.1	mg/kg			
CSA	4	4728 Upton Street						Yes	No
			OU5-CSA-4-4728US-1	8/15/2001	3.4	mg/kg			
			OU5-CSA-4-4728US-2	8/15/2001	3.5	mg/kg			
			OU5-CSA-4-4728US-SB1	8/15/2001	2.1 J	mg/kg			
			OU5-CSA-4-4728US-SB2	8/15/2001	1.3 J	mg/kg			
			OU5-CSA-4-4728US-SB3	8/15/2001	2.4	mg/kg			
			OU5-CSA-4-4728US-SB4	8/15/2001	6	mg/kg			
			OU5-CSA-4-4728US-SB5	8/15/2001	1.6 J	mg/kg			
			OU5-CSA-4-4728US-SB6	8/15/2001	2.7	mg/kg			

Area	Group	Address	Sample ID	Sample Date	Result \1	Units	Duplicate Match	Specialty Boring?	Grid Sampled?
			OU5-CSA-4-4728US-SB7	8/15/2001	1.8 J	mg/kg			
			OU5-CSA-4-4728US-SB8	8/15/2001	2.1 J	mg/kg			
			OU5-CSA-4-4728US-SB9	8/15/2001	2.5 J	mg/kg			
CSA	***3***	***4728 Van Ness Street***						***No***	***No***
			OU5-CSA-3-4728VNS-1	11/16/2001	3.7	mg/kg			
			OU5-CSA-3-4728VNS-2	11/16/2001	4	mg/kg			
OU4	***OU4***	***4730 Quebec Street***						***No***	***No***
			OU4-4730QS-1	2/1/2001	4.23	mg/kg			
			OU4-4730QS-2	2/1/2001	3.34	mg/kg			
			OU4-4730QS-3	2/1/2001	4.45	mg/kg			
			OU4-4730QS-4	2/1/2001	4.95	mg/kg			
			OU4-4730QS-SB-1	2/1/2001	4.61	mg/kg			
			OU4-4730QS-SB-2	2/1/2001	3.33	mg/kg			
			OU4-4730QS-SB-3	2/1/2001	1.61	mg/kg			
			OU4-4730QS-SB-4	2/1/2001	0.854	mg/kg			
			OU4-4730QS-SB-5	2/1/2001	0.958	mg/kg			
			OU4-4730QS-SB-6	2/1/2001	1.59	mg/kg			
CSA	***3***	***4732 Massachusetts Avenue***						***No***	***No***
			OU5-CSA-3-4732MA-1	9/20/2001	3.2	mg/kg			
			OU5-CSA-3-4732MA-2	9/20/2001	3.7	mg/kg			
CSA	***10***	***4732 Sedgwick Street***						***Yes***	***No***
			OU5-CSA-10-4732SegS-1	9/18/2001	6.1	mg/kg			
			OU5-CSA-10-4732SegS-2	9/18/2001	5.3	mg/kg			
			OU5-CSA-10-4732SegS-SB-DUP75	9/18/2001	4.5	mg/kg	OU5-CSA-10-4732SegS-SB3		
			OU5-CSA-10-4732SegS-SB1	9/18/2001	3.3	mg/kg			
			OU5-CSA-10-4732SegS-SB2	9/18/2001	3.3	mg/kg			
			OU5-CSA-10-4732SegS-SB3	9/18/2001	4.4	mg/kg			
			OU5-CSA-10-4732SegS-SB4	9/18/2001	2 J	mg/kg			
			OU5-CSA-10-4732SegS-SB5	9/18/2001	2.3	mg/kg			
			OU5-CSA-10-4732SegS-SB6	9/18/2001	0.58 U	mg/kg			
			OU5-CSA-10-4732SegS-SB7	9/18/2001	0.71 J	mg/kg			
CSA	***3***	***4732 Van Ness Street***						***Yes***	***No***
			OU5-CSA-3-4732VNS-1	7/26/2001	4	mg/kg			
			OU5-CSA-3-4732VNS-2	7/26/2001	7.2	mg/kg			

Area	Group	Address	Sample ID	Sample Date	Result \1	Units	Duplicate Match	Specialty Boring?	Grid Sampled?
			OU5-CSA-3-4732VNS-SB-1	7/26/2001	2.2 J	mg/kg			
			OU5-CSA-3-4732VNS-SB-2	7/26/2001	3.3	mg/kg			
			OU5-CSA-3-4732VNS-SB-3	7/26/2001	5.3	mg/kg			
			OU5-CSA-3-4732VNS-SB-4	7/26/2001	4.2	mg/kg			
			OU5-CSA-3-4732VNS-SB-5	7/26/2001	4.7	mg/kg			
			OU5-CSA-3-4732VNS-SB-6	7/26/2001	3.5	mg/kg			
			OU5-CSA-3-4732VNS-SB-7	7/26/2001	2.2 J	mg/kg			
OU4	***OU4***	***4733 Woodway Lane***						***No***	***No***
			OU4-4733 WL-1	8/30/2000	3.67 D	mg/kg			
			OU4-4733 WL-2	8/30/2000	8.7 D	mg/kg			
			OU4-4733 WL-3	8/30/2000	5.59 D	mg/kg			
			OU4-4733 WL-4	8/30/2000	5.01 D	mg/kg			
			OU4-4733 WL-SB-1	8/30/2000	3.96 D	mg/kg			
			OU4-4733 WL-SB-2	8/30/2000	3.56 D	mg/kg			
			OU4-4733 WL-SB-3	8/30/2000	2.17 D	mg/kg			
			OU4-4733 WL-SB-4	8/30/2000	2.45 D	mg/kg			
			OU4-4733 WL-SB-5	8/30/2000	2.73 D	mg/kg			
			OU4-4733 WL-SB-6	8/30/2000	1.66 D	mg/kg			
CSA	***3***	***4734 Massachusetts Avenue***						***No***	***No***
			OU5-CSA-3-4734MA-1	6/1/2001	1.6 J	mg/kg			
			OU5-CSA-3-4734MA-2	6/1/2001	3.6	mg/kg			
CSA	***10***	***4735 Rodman Street***						***No***	***No***
			OU5-CSA-10-4735RS-1	8/31/2001	4.8	mg/kg			
			OU5-CSA-10-4735RS-2	8/31/2001	4.2	mg/kg			
			OU5-CSA-10-4735RS-DUP56	8/31/2001	4.9	mg/kg	OU5-CSA-10-4735RS-2		
CSA	***4***	***4735 Tilden Street***						***No***	***No***
			OU5-CSA-4-4735TS-1	7/24/2001	4.9	mg/kg			
			OU5-CSA-4-4735TS-2	7/24/2001	3	mg/kg			
OU4	***OU4***	***4735 Woodway Lane***						***No***	***No***
			OU4-4735WL-1	1/7/2002	6.8	mg/kg			
			OU4-4735WL-2	1/7/2002	3.8	mg/kg			
			OU4-4735WL-3	1/7/2002	4	mg/kg			
			OU4-4735WL-4	1/7/2002	4.7	mg/kg			
			OU4-4735WL-SB-DUP04	1/7/2002	2.4	mg/kg	OU4-4735WL-SB2		
			OU4-4735WL-SB1	1/7/2002	3	mg/kg			

Area	Group	Address	Sample ID	Sample Date	Result \1	Units	Duplicate Match	Specialty Boring?	Grid Sampled?
			OU4-4735WL-SB2	1/7/2002	1.9	mg/kg			
			OU4-4735WL-SB3	1/7/2002	3.7	mg/kg			
			OU4-4735WL-SB4	1/7/2002	3.9	mg/kg			
			OU4-4735WL-SB5	1/7/2002	2.4	mg/kg			
			OU4-4735WL-SB6	1/7/2002	2.9	mg/kg			
CSA	3	4736 Massachusetts Avenue						No	No
			OU5-CSA-3-4736MA-1	8/10/2001	3.1	mg/kg			
			OU5-CSA-3-4736MA-2	8/10/2001	4.9	mg/kg			
CSA	3	4738 Massachusetts Avenue						No	No
			OU5-CSA-3-4738MA-1	9/20/2001	2.4 J	mg/kg			
			OU5-CSA-3-4738MA-2	9/20/2001	3.8	mg/kg			
CSA	4	4738 Tilden Street						No	No
			OU5-CSA-4-4738TS-1	3/22/2002	3.4 K	mg/kg			
			OU5-CSA-4-4738TS-2	3/22/2002	3.9 K	mg/kg			
CSA	4	4739 Tilden Street						No	No
			OU5-CSA-4-4739TS-1	11/8/2001	6.5	mg/kg			
			OU5-CSA-4-4739TS-2	11/8/2001	7.2	mg/kg			
OU4	OU4	4740 Quebec Street						No	No
			OU4-4740QS-1	8/31/2000	4.99 DJ	mg/kg			
			OU4-4740QS-2	8/31/2000	4.28 DJ	mg/kg			
			OU4-4740QS-3	8/31/2000	5.88 DJ	mg/kg			
			OU4-4740QS-4	8/31/2000	5.7 DJ	mg/kg			
			OU4-4740QS-SB-1	8/31/2000	5.17 DJ	mg/kg			
			OU4-4740QS-SB-2	8/31/2000	3.93 DJ	mg/kg			
			OU4-4740QS-SB-3	8/31/2000	1.3 DJ	mg/kg			
			OU4-4740QS-SB-4	8/31/2000	3.12 DJ	mg/kg			
			OU4-4740QS-SB-5	8/31/2000	2.79 DJ	mg/kg			
			OU4-4740QS-SB-6	8/31/2000	2.57 DJ	mg/kg			
CSA	3	4747 Upton Street						No	No
			OU5-CSA-3-4747US-1	7/27/2001	6.2	mg/kg			
			OU5-CSA-3-4747US-2	7/27/2001	6.6	mg/kg			
OU4	OU4	4767 Indian Lane						No	No
			OU4-4767IL-1	7/1/2002	4.2	mg/kg			

Area	Group	Address	Sample ID	Sample Date	Result \1		Units	Duplicate Match	Specialty Boring?	Grid Sampled?
			OU4-4767IL-2	7/1/2002	4.9		mg/kg			
			OU4-4767IL-3	7/1/2002	4.8		mg/kg			
			OU4-4767IL-4	7/1/2002	8		mg/kg			
			OU4-4767IL-SB-DUP06	7/1/2002	3.4		mg/kg	OU4-4767IL-SB4		
			OU4-4767IL-SB1	7/1/2002	5.1		mg/kg			
			OU4-4767IL-SB2	7/1/2002	11.6		mg/kg			
			OU4-4767IL-SB3	7/1/2002	3.2		mg/kg			
			OU4-4767IL-SB4	7/1/2002	3.3		mg/kg			
			OU4-4767IL-SB5	7/1/2002	4.4		mg/kg			
			OU4-4767IL-SB6	7/1/2002	2.5		mg/kg			
CSA	***10***	***4800 Quebec Street***							***Yes***	***No***
			OU5-CSA-10-4800QS-1	5/31/2001	1.8	J	mg/kg			
			OU5-CSA-10-4800QS-2	5/31/2001	2.9		mg/kg			
			OU5-CSA-10-4800QS-SB-1	7/26/2001	4		mg/kg			
			OU5-CSA-10-4800QS-SB-2	7/26/2001	3.1		mg/kg			
			OU5-CSA-10-4800QS-SB-3	7/26/2001	2.1		mg/kg			
			OU5-CSA-10-4800QS-SB-4	7/26/2001	0.91	J	mg/kg			
			OU5-CSA-10-4800QS-SB-5	7/26/2001	3		mg/kg			
			OU5-CSA-10-4800QS-SB-6	7/26/2001	0.59	J	mg/kg			
CTA	***1D***	***4800 Sedgwick Street***							***No***	***No***
			OU5-CTA-1D-4800SegS-1	7/24/2001	6.5		mg/kg			
			OU5-CTA-1D-4800SegS-2	7/24/2001	3.8		mg/kg			
			OU5-CTA-1D-4800SegS-3	7/24/2001	3.8		mg/kg			
			OU5-CTA-1D-4800SegS-4	7/24/2001	4.3		mg/kg			
			OU5-CTA-1D-4800SegS-SB-1	7/24/2001	2.9		mg/kg			
			OU5-CTA-1D-4800SegS-SB-2	7/24/2001	3.3		mg/kg			
			OU5-CTA-1D-4800SegS-SB-3	7/24/2001	4		mg/kg			
			OU5-CTA-1D-4800SegS-SB-4	7/24/2001	2.3	J	mg/kg			
			OU5-CTA-1D-4800SegS-SB-5	7/24/2001	2	J	mg/kg			
			OU5-CTA-1D-4800SegS-SB-6	7/24/2001	1.4	J	mg/kg			
CSA	***4***	***4800 Tilden Street***							***No***	***No***
			OU5-CSA-4-4800TS-1	10/12/2001	4.9		mg/kg			
			OU5-CSA-4-4800TS-2	10/12/2001	6.1		mg/kg			
CSA	***4***	***4800 Upton Street***							***No***	***No***
			OU5-CSA-4-4800US-1	7/27/2001	4.8		mg/kg			

Area	Group	Address	Sample ID	Sample Date	Result \1		Units	Duplicate Match	Specialty Boring?	Grid Sampled?
			OU5-CSA-4-4800US-2	7/27/2001	3.6		mg/kg			
CSA	**3**	**4800 Van Ness Street**							**No**	**No**
			OU5-CSA-3-4800VNS-1	11/9/2001	10.7		mg/kg			
			OU5-CSA-3-4800VNS-2	11/9/2001	2.9		mg/kg			
OU4	**OU4**	**4800 Woodway Lane**							**No**	**No**
			OU4-4800WL-1	1/7/2002	10.2		mg/kg			
			OU4-4800WL-2	1/7/2002	10.6		mg/kg			
			OU4-4800WL-3	1/7/2002	7.2		mg/kg			
			OU4-4800WL-4	1/7/2002	11.5		mg/kg			
			OU4-4800WL-SB-DUP03	1/7/2002	3.1		mg/kg	OU4-4800WL-SBA5		
			OU4-4800WL-SBA1	1/7/2002	2.9		mg/kg			
			OU4-4800WL-SBA2	1/7/2002	4.2		mg/kg			
			OU4-4800WL-SBA3	1/7/2002	1.7		mg/kg			
			OU4-4800WL-SBA4	1/7/2002	3.6		mg/kg			
			OU4-4800WL-SBA5	1/7/2002	3		mg/kg			
			OU4-4800WL-SBA6	1/7/2002	2.3		mg/kg			
			OU4-4800WL-SBB1	1/7/2002	3		mg/kg			
			OU4-4800WL-SBB2	1/7/2002	2.4		mg/kg			
			OU4-4800WL-SBB3	1/7/2002	3.4	J	mg/kg			
			OU4-4800WL-SBB4	1/7/2002	4.2		mg/kg			
			OU4-4800WL-SBB5	1/7/2002	2.2		mg/kg			
			OU4-4800WL-SBB6	1/7/2002	2.7		mg/kg			
OU4	**OU4**	**4801 Indian Lane**							**No**	**No**
			OU4-4801IL-1	9/22/2000	8.42	DJ	mg/kg			
			OU4-4801IL-2	9/22/2000	6.55	DJ	mg/kg			
			OU4-4801IL-3	9/22/2000	9.95	DJ	mg/kg			
			OU4-4801IL-4	9/22/2000	10.3	DJ	mg/kg			
			OU4-4801IL-SB-1	9/22/2000	4.54	DJ	mg/kg			
			OU4-4801IL-SB-10	9/22/2000	1.14	DJ	mg/kg			
			OU4-4801IL-SB-2	9/22/2000	5.14	DJ	mg/kg			
			OU4-4801IL-SB-3	9/22/2000	3.3	DJ	mg/kg			
			OU4-4801IL-SB-4	9/22/2000	3.14	DJ	mg/kg			
			OU4-4801IL-SB-5	9/22/2000	2.73	DJ	mg/kg			
			OU4-4801IL-SB-6	9/22/2000	4.27	DJ	mg/kg			
			OU4-4801IL-SB-7	9/22/2000	8.47	DJ	mg/kg			
			OU4-4801IL-SB-8	9/22/2000	1.84	DJ	mg/kg			

Area	Group	Address	Sample ID	Sample Date	Result \1		Units	Duplicate Match	Specialty Boring?	Grid Sampled?
			OU4-4801IL-SB-9	9/22/2000	3.7	DJ	mg/kg			
CSA	**12**	**4801 Loughboro Road**							**No**	**No**
			OU5-CSA-12-4801LR-1	7/25/2001	6.2		mg/kg			
			OU5-CSA-12-4801LR-2	7/25/2001	4.2		mg/kg			
CSA	**10**	**4801 Quebec Street**							**Yes**	**Yes**
			OU5-CSA-10-4801QS-1	8/29/2001	5.9		mg/kg			
			OU5-CSA-10-4801QS-2	8/29/2001	36.9		mg/kg			
			OU5-CSA-10-4801QS-SBA1	8/29/2001	4.3		mg/kg			
			OU5-CSA-10-4801QS-SBA10	8/29/2001	0.72	J	mg/kg			
			OU5-CSA-10-4801QS-SBA2	8/29/2001	3.6		mg/kg			
			OU5-CSA-10-4801QS-SBA3	8/29/2001	3.4		mg/kg			
			OU5-CSA-10-4801QS-SBA4	8/29/2001	3.1		mg/kg			
			OU5-CSA-10-4801QS-SBA5	8/29/2001	2.6		mg/kg			
			OU5-CSA-10-4801QS-SBA6	8/29/2001	3		mg/kg			
			OU5-CSA-10-4801QS-SBA7	8/29/2001	2.6	J	mg/kg			
			OU5-CSA-10-4801QS-SBA8	8/29/2001	2.1	J	mg/kg			
			OU5-CSA-10-4801QS-SBA9	8/29/2001	0.65	J	mg/kg			
			OU5-CSA-10-4801QS-SBB1	8/29/2001	3.6		mg/kg			
			OU5-CSA-10-4801QS-SBB10	8/29/2001	0.86	J	mg/kg			
			OU5-CSA-10-4801QS-SBB2	8/29/2001	3.4		mg/kg			
			OU5-CSA-10-4801QS-SBB3	8/29/2001	3.3		mg/kg			
			OU5-CSA-10-4801QS-SBB4	8/29/2001	3.1		mg/kg			
			OU5-CSA-10-4801QS-SBB5	8/29/2001	2.7		mg/kg			
			OU5-CSA-10-4801QS-SBB6	8/29/2001	1.8	J	mg/kg			
			OU5-CSA-10-4801QS-SBB7	8/29/2001	3.1		mg/kg			
			OU5-CSA-10-4801QS-SBB8	8/29/2001	2.2	J	mg/kg			
			OU5-CSA-10-4801QS-SBB9	8/29/2001	3.9		mg/kg			
CTA	**1D**	**4801 Rodman Street**							**No**	**No**
			OU5-CTA-1D-4801RS-1	7/16/2001	4.6		mg/kg			
			OU5-CTA-1D-4801RS-2	7/16/2001	4.2		mg/kg			
			OU5-CTA-1D-4801RS-3	7/16/2001	4.1		mg/kg			
			OU5-CTA-1D-4801RS-4	7/16/2001	3.9		mg/kg			
			OU5-CTA-1D-4801RS-SB1	7/16/2001	3.9		mg/kg			
			OU5-CTA-1D-4801RS-SB2	7/16/2001	5.7		mg/kg			
			OU5-CTA-1D-4801RS-SB3	7/16/2001	5.2		mg/kg			
			OU5-CTA-1D-4801RS-SB4	7/16/2001	8.8		mg/kg			

Area	Group	Address	Sample ID	Sample Date	Result \1		Units	Duplicate Match	Specialty Boring?	Grid Sampled?
			OU5-CTA-1D-4801RS-SB5	7/16/2001	1.6	J	mg/kg			
			OU5-CTA-1D-4801RS-SB6	7/16/2001	1.1	J	mg/kg			
CSA	**4**	**4801 Tilden Street**							**Yes**	**No**
			OU5-CSA-4-4801TS-1	8/10/2001	5.5		mg/kg			
			OU5-CSA-4-4801TS-2	8/10/2001	4.2		mg/kg			
			OU5-CSA-4-4801TS-SB1	10/8/2001	1.2	J	mg/kg			
			OU5-CSA-4-4801TS-SB2	10/8/2001	3.9		mg/kg			
			OU5-CSA-4-4801TS-SB3	10/8/2001	3.2		mg/kg			
			OU5-CSA-4-4801TS-SB4	10/8/2001	2	J	mg/kg			
			OU5-CSA-4-4801TS-SB5	10/8/2001	2.5		mg/kg			
			OU5-CSA-4-4801TS-SB6	10/8/2001	1.1	J	mg/kg			
			OU5-CSA-4-4801TS-SB7	10/8/2001	1.1	J	mg/kg			
			OU5-CSA-4-4801TS-SB8	10/8/2001	0.78	J	mg/kg			
CSA	**3**	**4801 Upton Street**							**No**	**No**
			OU5-CSA-3-4801US-1	10/12/2001	4		mg/kg			
			OU5-CSA-3-4801US-2	10/12/2001	4.8		mg/kg			
CSA	**3**	**4801 Van Ness Street**							**No**	**No**
			OU5-CSA-3-4801VNS-1	11/19/2001	2.2	J	mg/kg			
			OU5-CSA-3-4801VNS-2	11/19/2001	3.9		mg/kg			
CSA	**3**	**4803 Van Ness Street**							**Yes**	**No**
			OU5-CSA-3-4803VNS-1	8/6/2001	2.3		mg/kg			
			OU5-CSA-3-4803VNS-2	8/6/2001	2.9		mg/kg			
			OU5-CSA-3-4803VNS-SB1	8/6/2001	1.6	J	mg/kg			
			OU5-CSA-3-4803VNS-SB2	8/6/2001	3		mg/kg			
			OU5-CSA-3-4803VNS-SB3	8/6/2001	2.1	J	mg/kg			
			OU5-CSA-3-4803VNS-SB4	8/6/2001	1.3	J	mg/kg			
			OU5-CSA-3-4803VNS-SB5	8/6/2001	1.5	J	mg/kg			
			OU5-CSA-3-4803VNS-SB6	8/6/2001	0.76	J	mg/kg			
CTA	**1D**	**4805 Sedgwick Street**							**No**	**No**
			OU5-CTA-1D-4805SegS-1	7/11/2001	5.2		mg/kg			
			OU5-CTA-1D-4805SegS-2	7/11/2001	4.2		mg/kg			
			OU5-CTA-1D-4805SegS-3	7/11/2001	3.3		mg/kg			
			OU5-CTA-1D-4805SegS-4	7/11/2001	3.5		mg/kg			
			OU5-CTA-1D-4805SegS-SB-DUP29	7/11/2001	0.69	J	mg/kg	OU5-CTA-1D-4805SegS-SB4		

Area	Group	Address	Sample ID	Sample Date	Result \1		Units	Duplicate Match	Specialty Boring?	Grid Sampled?
			OU5-CTA-1D-4805SegS-SB1	7/11/2001	3.2		mg/kg			
			OU5-CTA-1D-4805SegS-SB2	7/11/2001	3.1	J	mg/kg			
			OU5-CTA-1D-4805SegS-SB3	7/11/2001	1.1	J	mg/kg			
			OU5-CTA-1D-4805SegS-SB4	7/11/2001	0.65	J	mg/kg			
			OU5-CTA-1D-4805SegS-SB5	7/11/2001	0.83	J	mg/kg			
			OU5-CTA-1D-4805SegS-SB6	7/11/2001	0.72	J	mg/kg			
CSA	***3***	***4805 Van Ness Street***							***No***	***No***
			OU5-CSA-3-4805VNS-1	7/27/2001	2.8		mg/kg			
			OU5-CSA-3-4805VNS-2	7/27/2001	2.8		mg/kg			
CSA	***10***	***4807 Quebec Street***							***No***	***No***
			OU5-CSA-10-4807QS-1	8/10/2001	3.2		mg/kg			
			OU5-CSA-10-4807QS-2	8/10/2001	4.4		mg/kg			
CSA	***3***	***4807 Van Ness Street***							***No***	***No***
			OU5-CSA-3-4807VNS-1	10/4/2001	1.7	J	mg/kg			
			OU5-CSA-3-4807VNS-2	10/4/2001	3.1	J	mg/kg			
OU4	***OU4***	***4808 Rockwood Parkway***							***No***	***No***
			OU4-4808RP-1	9/12/2000	6.21	B	mg/kg			
			OU4-4808RP-2	9/12/2000	5.38	B	mg/kg			
			OU4-4808RP-3	9/12/2000	5.47	B	mg/kg			
			OU4-4808RP-4	9/12/2000	4.11	B	mg/kg			
			OU4-4808RP-SB-1	9/12/2000	3.79	B	mg/kg			
			OU4-4808RP-SB-2	9/12/2000	4.87	B	mg/kg			
			OU4-4808RP-SB-3	9/12/2000	4.88	B	mg/kg			
			OU4-4808RP-SB-4	9/12/2000	3.71	B	mg/kg			
			OU4-4808RP-SB-5	9/12/2000	4.65	B	mg/kg			
			OU4-4808RP-SB-6	9/12/2000	8.64	B	mg/kg			
			OU4-4808RP-SB-7	9/12/2000	6.8	DJ	mg/kg			
			OU4-4808RP-SBDUP09	9/12/2000	5.23	DJ	mg/kg			
CSA	***3***	***4809 Upton Street***							***Yes***	***No***
			OU5-CSA-3-4809US-1	8/22/2001	4.3		mg/kg			
			OU5-CSA-3-4809US-2	8/22/2001	3.5		mg/kg			
			OU5-CSA-3-4809US-DUP46	8/22/2001	5.2		mg/kg	OU5-CSA-3-4809US-2		
			OU5-CSA-3-4809US-SB-DUP59	8/22/2001	0.94	J	mg/kg	OU5-CSA-3-4809US-SB5		
			OU5-CSA-3-4809US-SB1	8/22/2001	2.6		mg/kg			

Area	Group	Address	Sample ID	Sample Date	Result \1		Units	Duplicate Match	Specialty Boring?	Grid Sampled?
			OU5-CSA-3-4809US-SB2	8/22/2001	2.8		mg/kg			
			OU5-CSA-3-4809US-SB3	8/22/2001	1.4	J	mg/kg			
			OU5-CSA-3-4809US-SB4	8/22/2001	1.2	J	mg/kg			
			OU5-CSA-3-4809US-SB5	8/22/2001	1.1	J	mg/kg			
			OU5-CSA-3-4809US-SB6	8/22/2001	1.1	J	mg/kg			
CSA	***3***	***4809 Van Ness Street***							***No***	***No***
			OU5-CSA-3-4809VNS-1	8/17/2001	2.2	J	mg/kg			
			OU5-CSA-3-4809VNS-2	8/17/2001	3.7		mg/kg			
OU4	***OU4***	***4809 Woodway Lane***							***No***	***No***
			OU4-4809WL-1	9/12/2000	4.08	DJ	mg/kg			
			OU4-4809WL-2	9/12/2000	4.94	DJ	mg/kg			
			OU4-4809WL-3	9/12/2000	5.73	DJ	mg/kg			
			OU4-4809WL-4	9/12/2000	5.75	DJ	mg/kg			
			OU4-4809WL-SB-1	9/12/2000	3.63	DJ	mg/kg			
			OU4-4809WL-SB-2	9/12/2000	3.76	DJ	mg/kg			
			OU4-4809WL-SB-3	9/12/2000	4.02	DJ	mg/kg			
			OU4-4809WL-SB-4	9/12/2000	3.56	DJ	mg/kg			
			OU4-4809WL-SB-5	9/12/2000	2.26	DJ	mg/kg			
			OU4-4809WL-SB-6	9/12/2000	1.24	DJ	mg/kg			
OU4	***OU4***	***4810 Glenbrook Road***							***No***	***Yes***
			OU4-4810GR-1	1/7/2002	5		mg/kg			
			OU4-4810GR-2	1/7/2002	6.2		mg/kg			
			OU4-4810GR-3	1/7/2002	16		mg/kg			
			OU4-4810GR-4	1/7/2002	23		mg/kg			
			OU4-4810GR-DUP02	1/7/2002	22.2		mg/kg	OU4-4810GR-4		
			OU4-4810GR-SB1	1/7/2002	3.1		mg/kg			
			OU4-4810GR-SB2	1/7/2002	2		mg/kg			
			OU4-4810GR-SB3	1/7/2002	2.6		mg/kg			
			OU4-4810GR-SB4	1/7/2002	2		mg/kg			
			OU4-4810GR-SB5	1/7/2002	2.2		mg/kg			
			OU4-4810GR-SB6	1/7/2002	1.4	J	mg/kg			
CSA	***10***	***4810 Quebec Street***							***No***	***No***
			OU5-CSA-10-4810QS-1	10/3/2001	3.5		mg/kg			
			OU5-CSA-10-4810QS-2	10/3/2001	3.4		mg/kg			

Area	Group	Address	Sample ID	Sample Date	Result \1	Units	Duplicate Match	Specialty Boring?	Grid Sampled?
OU4	**OU4**	**4810 Rockwood Parkway**						**No**	**No**
			OU4-4810RP-1	10/23/2001	7.2	mg/kg			
			OU4-4810RP-2	10/23/2001	6	mg/kg			
			OU4-4810RP-3	10/23/2001	5.8	mg/kg			
			OU4-4810RP-4	10/23/2001	5.6	mg/kg			
			OU4-4810RP-SB1	10/23/2001	2.6	mg/kg			
			OU4-4810RP-SB2	10/23/2001	3.6	mg/kg			
			OU4-4810RP-SB3	10/23/2001	5.8	mg/kg			
			OU4-4810RP-SB4	10/23/2001	3.7	mg/kg			
			OU4-4810RP-SB5	10/23/2001	4.5	mg/kg			
			OU4-4810RP-SB6	10/23/2001	5.6	mg/kg			
CSA	**10**	**4810 Rodman Street**						**No**	**No**
			OU5-CSA-10-4810RS-1	8/28/2001	7.2	mg/kg			
			OU5-CSA-10-4810RS-2	8/28/2001	6.8	mg/kg			
			OU5-CSA-10-4810RS-DUP53	8/28/2001	6.3	mg/kg	OU5-CSA-10-4810RS-2		
CTA	**1D**	**4810 Sedgwick Street**						**No**	**Yes**
			OU5-CTA-1D-4810SegS-(1)-C2	4/23/2002	8.9	mg/kg			
			OU5-CTA-1D-4810SegS-(2)-C2	4/23/2002	7.4	mg/kg			
			OU5-CTA-1D-4810SegS-(3)-C2	4/23/2002	6.4	mg/kg			
			OU5-CTA-1D-4810SegS-(4)-C2	4/23/2002	7.3	mg/kg			
			OU5-CTA-1D-4810SegS-(5)-C2	4/23/2002	6.5	mg/kg			
			OU5-CTA-1D-4810SegS-(6)-C2	4/23/2002	6.2	mg/kg			
			OU5-CTA-1D-4810SegS-1	8/1/2001	10	mg/kg			
			OU5-CTA-1D-4810SegS-2	8/1/2001	75.5	mg/kg			
			OU5-CTA-1D-4810SegS-3	8/1/2001	4.5	mg/kg			
			OU5-CTA-1D-4810SegS-4	8/1/2001	3.9	mg/kg			
			OU5-CTA-1D-4810SegS-SB-DUP43	8/1/2001	3.8	mg/kg	OU5-CTA-1D-4810SegS-SB4		
			OU5-CTA-1D-4810SegS-SB1	8/1/2001	4.5	mg/kg			
			OU5-CTA-1D-4810SegS-SB2	8/1/2001	7.3	mg/kg			
			OU5-CTA-1D-4810SegS-SB3	8/1/2001	4	mg/kg			
			OU5-CTA-1D-4810SegS-SB4	8/1/2001	3.1	mg/kg			

Area	Group	Address	Sample ID	Sample Date	Result \1		Units	Duplicate Match	Specialty Boring?	Grid Sampled?
			OU5-CTA-1D-4810SegS-SB5	8/1/2001	2.9		mg/kg			
			OU5-CTA-1D-4810SegS-SB6	8/1/2001	2.7		mg/kg			
			OU5-CTA-1D-4810SegS-SB7	8/1/2001	1.5	J	mg/kg			
			OU5-CTA-1D-4810SegS-SB8	8/1/2001	0.41	J	mg/kg			
CSA	**4**	**4810 Upton Street**							**No**	**No**
			OU5-CSA-4-4810US-1	8/3/2001	2.3	J	mg/kg			
			OU5-CSA-4-4810US-2	8/3/2001	2.7		mg/kg			
CTA	**1D**	**4811 Sedgwick Street**							**No**	**No**
			OU5-CTA-1D-4811SegS-1	7/16/2001	5		mg/kg			
			OU5-CTA-1D-4811SegS-2	7/16/2001	4.1		mg/kg			
			OU5-CTA-1D-4811SegS-3	7/16/2001	5.4		mg/kg			
			OU5-CTA-1D-4811SegS-4	7/16/2001	6.9		mg/kg			
			OU5-CTA-1D-4811SegS-SB1	7/16/2001	4.6		mg/kg			
			OU5-CTA-1D-4811SegS-SB2	7/16/2001	1.8	J	mg/kg			
			OU5-CTA-1D-4811SegS-SB3	7/16/2001	2.4		mg/kg			
			OU5-CTA-1D-4811SegS-SB4	7/16/2001	1.6	J	mg/kg			
			OU5-CTA-1D-4811SegS-SB5	7/16/2001	1.1	J	mg/kg			
			OU5-CTA-1D-4811SegS-SB6	7/16/2001	2.1	J	mg/kg			
CSA	**3**	**4811 Van Ness Street**							**No**	**No**
			OU5-CSA-3-4811VNS-1	11/9/2001	9.9		mg/kg			
			OU5-CSA-3-4811VNS-2	11/9/2001	7.6		mg/kg			
CSA	**4**	**4812 Tilden Street**							**Yes**	**No**
			OU5-CSA-4-4812TS-1	7/6/2001	5.3		mg/kg			
			OU5-CSA-4-4812TS-2	7/6/2001	4.4		mg/kg			
			OU5-CSA-4-4812TS-SB-DUP61	8/27/2001	2	J	mg/kg	OU5-CSA-4-4812TS-SB4		
			OU5-CSA-4-4812TS-SB1	8/27/2001	2	J	mg/kg			
			OU5-CSA-4-4812TS-SB2	8/27/2001	1.7	J	mg/kg			
			OU5-CSA-4-4812TS-SB3	8/27/2001	1.4	J	mg/kg			
			OU5-CSA-4-4812TS-SB4	8/27/2001	1.9	J	mg/kg			
			OU5-CSA-4-4812TS-SB5	8/27/2001	1.1	J	mg/kg			
			OU5-CSA-4-4812TS-SB6	8/27/2001	2.9		mg/kg			
CSA	**10**	**4813 Quebec Street**							**Yes**	**Yes**
			OU5-CSA-10-4813QS-1	7/6/2001	3.9		mg/kg			
			OU5-CSA-10-4813QS-2	7/6/2001	69.7		mg/kg			

Area	Group	Address	Sample ID	Sample Date	Result \1		Units	Duplicate Match	Specialty Boring?	Grid Sampled?
			OU5-CSA-10-4813QS-SB-1	7/26/2001	3.8		mg/kg			
			OU5-CSA-10-4813QS-SB-2	7/26/2001	2.7		mg/kg			
			OU5-CSA-10-4813QS-SB-3	7/26/2001	3.8		mg/kg			
			OU5-CSA-10-4813QS-SB-4	7/26/2001	3.3		mg/kg			
			OU5-CSA-10-4813QS-SB-5	7/26/2001	1.9	J	mg/kg			
			OU5-CSA-10-4813QS-SB-6	7/26/2001	2.5		mg/kg			
CSA	***3***	***4813 Van Ness Street***							***No***	***No***
			OU5-CSA-3-4813VNS-1	6/11/2002	3.6		mg/kg			
			OU5-CSA-3-4813VNS-2	6/11/2002	2.8		mg/kg			
CSA	***10***	***4813 Woodway Lane***							***Yes***	***No***
			OU5-CSA-10-4813WL-1	7/24/2001	3.8		mg/kg			
			OU5-CSA-10-4813WL-2	7/24/2001	3.5		mg/kg			
			OU5-CSA-10-4813WL-SBA-1	7/24/2001	2	J	mg/kg			
			OU5-CSA-10-4813WL-SBA-2	7/24/2001	2.8		mg/kg			
			OU5-CSA-10-4813WL-SBA-3	7/24/2001	1.7	J	mg/kg			
			OU5-CSA-10-4813WL-SBA-4	7/24/2001	1.8	J	mg/kg			
			OU5-CSA-10-4813WL-SBA-5	7/24/2001	2.6		mg/kg			
			OU5-CSA-10-4813WL-SBA-6	7/24/2001	2.4		mg/kg			
			OU5-CSA-10-4813WL-SBA-7	7/24/2001	2.3	J	mg/kg			
			OU5-CSA-10-4813WL-SBA-8	7/24/2001	2.7		mg/kg			
			OU5-CSA-10-4813WL-SBA-9	7/24/2001	3.3		mg/kg			
			OU5-CSA-10-4813WL-SBB-1	7/24/2001	4.2		mg/kg			
			OU5-CSA-10-4813WL-SBB-2	7/24/2001	3.4		mg/kg			
			OU5-CSA-10-4813WL-SBB-3	7/24/2001	2.6		mg/kg			
			OU5-CSA-10-4813WL-SBB-4	7/24/2001	3.2		mg/kg			
			OU5-CSA-10-4813WL-SBB-5	7/24/2001	1.2	J	mg/kg			
			OU5-CSA-10-4813WL-SBB-6	7/24/2001	1.1	J	mg/kg			
CTA	***1D***	***4814 Sedgwick Street***							***Yes***	***No***
			OU5-CTA-1D-4814SegS-1	8/2/2001	4.8		mg/kg			
			OU5-CTA-1D-4814SegS-2	8/2/2001	3.7		mg/kg			
			OU5-CTA-1D-4814SegS-3	8/2/2001	5		mg/kg			
			OU5-CTA-1D-4814SegS-4	8/2/2001	6.9		mg/kg			
			OU5-CTA-1D-4814SegS-SB-1	8/2/2001	4.3		mg/kg			
			OU5-CTA-1D-4814SegS-SB-2	8/2/2001	3.6		mg/kg			
			OU5-CTA-1D-4814SegS-SB-3	8/2/2001	3.1		mg/kg			
			OU5-CTA-1D-4814SegS-SB-4	8/2/2001	5.2		mg/kg			

Area	Group	Address	Sample ID	Sample Date	Result \1	Units	Duplicate Match	Specialty Boring?	Grid Sampled?
			OU5-CTA-1D-4814SegS-SB-5	8/2/2001	2.7	mg/kg			
			OU5-CTA-1D-4814SegS-SB-6	8/2/2001	3.7	mg/kg			
CSA	4	4815 Tilden Street						No	No
			OU5-CSA-4-4815TS-1	10/12/2001	4.5	mg/kg			
			OU5-CSA-4-4815TS-2	10/12/2001	2.8 J	mg/kg			
CSA	3	4815 Upton Street						No	No
			OU5-CSA-3-4815US-1	8/17/2001	7.3	mg/kg			
			OU5-CSA-3-4815US-2	8/17/2001	4.9	mg/kg			
CSA	3	4815 Van Ness Street						No	No
			OU5-CSA-3-4815VNS-1	8/17/2001	2.3 J	mg/kg			
			OU5-CSA-3-4815VNS-2	8/17/2001	2.5	mg/kg			
CSA	10	4816 Quebec Street						No	No
			OU5-CSA-10-4816QS-1	10/3/2001	5.7	mg/kg			
			OU5-CSA-10-4816QS-2	10/3/2001	4.6	mg/kg			
CTA	1D	4816 Rodman Street						No	No
			OU5-CTA-1D-4816RS-1	9/17/2001	3.5	mg/kg			
			OU5-CTA-1D-4816RS-2	9/17/2001	2.8	mg/kg			
			OU5-CTA-1D-4816RS-3	9/17/2001	3.9	mg/kg			
			OU5-CTA-1D-4816RS-4	9/17/2001	6.1	mg/kg			
			OU5-CTA-1D-4816RS-SB-DUP73	9/17/2001	1.6 J	mg/kg	OU5-CTA-1D-4816RS-SB7		
			OU5-CTA-1D-4816RS-SB1	9/17/2001	1.7 J	mg/kg			
			OU5-CTA-1D-4816RS-SB2	9/17/2001	2.4	mg/kg			
			OU5-CTA-1D-4816RS-SB3	9/17/2001	1.8 J	mg/kg			
			OU5-CTA-1D-4816RS-SB4	9/17/2001	1 J	mg/kg			
			OU5-CTA-1D-4816RS-SB5	9/17/2001	1.5 J	mg/kg			
			OU5-CTA-1D-4816RS-SB6	9/17/2001	1.1 J	mg/kg			
			OU5-CTA-1D-4816RS-SB7	9/17/2001	1.2 J	mg/kg			
CSA	4	4816 Tilden Street						No	No
			OU5-CSA-4-4816TS-1	8/28/2001	6.2	mg/kg			
			OU5-CSA-4-4816TS-2	8/28/2001	4.8	mg/kg			
CSA	4	4816 Upton Street						No	No
			OU5-CSA-4-4816US-1	8/17/2001	4.3	mg/kg			

Area	Group	Address	Sample ID	Sample Date	Result \1	Units	Duplicate Match	Specialty Boring?	Grid Sampled?
			OU5-CSA-4-4816US-2	8/17/2001	1.9 J	mg/kg			
CTA	**1D**	**4817 Rodman Street**						**No**	**No**
			OU5-CTA-1D-4817RS-1	9/7/2001	4.5	mg/kg			
			OU5-CTA-1D-4817RS-2	9/7/2001	8.1	mg/kg			
			OU5-CTA-1D-4817RS-3	9/7/2001	5.4	mg/kg			
			OU5-CTA-1D-4817RS-4	9/7/2001	4.6	mg/kg			
			OU5-CTA-1D-4817RS-SB-DUP71	9/7/2001	4.2	mg/kg	OU5-CTA-1D-4817RS-SB2		
			OU5-CTA-1D-4817RS-SB1	9/7/2001	4	mg/kg			
			OU5-CTA-1D-4817RS-SB2	9/7/2001	4.5	mg/kg			
			OU5-CTA-1D-4817RS-SB3	9/7/2001	4.2	mg/kg			
			OU5-CTA-1D-4817RS-SB4	9/7/2001	2.9	mg/kg			
			OU5-CTA-1D-4817RS-SB5	9/7/2001	1.5 J	mg/kg			
			OU5-CTA-1D-4817RS-SB6	9/7/2001	2 J	mg/kg			
			OU5-CTA-1D-4817RS-SB7	9/7/2001	1.1 J	mg/kg			
			OU5-CTA-1D-4817RS-SB8	9/7/2001	1.4 J	mg/kg			
			OU5-CTA-1D-4817RS-SB9	9/7/2001	1.5 J	mg/kg			
CSA	**10**	**4817 Woodway Lane**						**No**	**No**
			OU5-CSA-10-4817WL-1	8/17/2001	8.1	mg/kg			
			OU5-CSA-10-4817WL-2	8/17/2001	7.5	mg/kg			
OU4	**OU4**	**4818 Woodway Lane**						**No**	**No**
			OU4-4818WL-1	9/5/2000	3.63 D	mg/kg			
			OU4-4818WL-2	9/5/2000	2.92 D	mg/kg			
			OU4-4818WL-3	9/5/2000	4.34 D	mg/kg			
			OU4-4818WL-4	9/5/2000	4.21 D	mg/kg			
			OU4-4818WL-SB-1	9/5/2000	3.6 D	mg/kg			
			OU4-4818WL-SB-2	9/5/2000	2.44 D	mg/kg			
			OU4-4818WL-SB-3	9/5/2000	0.68 DJ	mg/kg			
			OU4-4818WL-SB-4	9/5/2000	1.37 D	mg/kg			
OU4	**OU4**	**4819 Indian Lane**						**No**	**No**
			OU4-4819IL-1	9/6/2000	6.24 DJ	mg/kg			
			OU4-4819IL-2	9/6/2000	1.8 DJ	mg/kg			
			OU4-4819IL-3	9/6/2000	10.9 DJ	mg/kg			
			OU4-4819IL-4	9/6/2000	9.02 DJ	mg/kg			
			OU4-4819IL-SB-1	9/6/2000	6.31 DJ	mg/kg			
			OU4-4819IL-SB-10	9/6/2000	0.96 JD	mg/kg			

Area	Group	Address	Sample ID	Sample Date	Result \1	Units	Duplicate Match	Specialty Boring?	Grid Sampled?
			OU4-4819IL-SB-2	9/6/2000	5.56 DJ	mg/kg			
			OU4-4819IL-SB-3	9/6/2000	3.96 DJ	mg/kg			
			OU4-4819IL-SB-4	9/6/2000	1 JD	mg/kg			
			OU4-4819IL-SB-5	9/6/2000	1.35 DJ	mg/kg			
			OU4-4819IL-SB-6	9/6/2000	1.22 UJ	mg/kg			
			OU4-4819IL-SB-7	9/6/2000	1.02 JD	mg/kg			
			OU4-4819IL-SB-8	9/6/2000	1.16 JD	mg/kg			
			OU4-4819IL-SB-9	9/6/2000	1.28 DJ	mg/kg			
CSA	***10***	***4819 Quebec Street***						***No***	***No***
			OU5-CSA-10-4819QS-1	8/21/2001	2.9	mg/kg			
			OU5-CSA-10-4819QS-2	8/21/2001	3.4	mg/kg			
OU4	***OU4***	***4820 Glenbrook Road***						***No***	***No***
			OU4-4820GR-1	8/31/2000	5.08 DL	mg/kg			
			OU4-4820GR-2	8/31/2000	3.07 DL	mg/kg			
			OU4-4820GR-3	8/31/2000	2.95 DL	mg/kg			
			OU4-4820GR-4	8/31/2000	3.14 DL	mg/kg			
			OU4-4820GR-SB-1	8/31/2000	2.13 DL	mg/kg			
			OU4-4820GR-SB-2	8/31/2000	1.42 DL	mg/kg			
			OU4-4820GR-SB-3	8/31/2000	3 DL	mg/kg			
			OU4-4820GR-SB-4	8/31/2000	3.63 DL	mg/kg			
			OU4-4820GR-SB-5	8/31/2000	1.62 DL	mg/kg			
			OU4-4820GR-SB-6	8/31/2000	2.02 DL	mg/kg			
CSA	***3***	***4820 Massachusetts Avenue, Lot 8***						***No***	***No***
			OU5-CSA-3-L8-1	8/27/2002	4.4	mg/kg			
			OU5-CSA-3-L8-2	8/27/2002	4.3	mg/kg			
CSA	***4***	***4820 Upton Street***						***Yes***	***No***
			OU5-CSA-4-4820US-1	8/7/2001	4.1	mg/kg			
			OU5-CSA-4-4820US-2	8/7/2001	2.4	mg/kg			
			OU5-CSA-4-4820US-SB-DUP47	8/7/2001	2.9	mg/kg	OU5-CSA-4-4820US-SB1		
			OU5-CSA-4-4820US-SB1	8/7/2001	2.7	mg/kg			
			OU5-CSA-4-4820US-SB2	8/7/2001	1.2 J	mg/kg			
			OU5-CSA-4-4820US-SB3	8/7/2001	1.4 J	mg/kg			
			OU5-CSA-4-4820US-SB4	8/7/2001	0.79 J	mg/kg			
			OU5-CSA-4-4820US-SB5	8/7/2001	0.58 U	mg/kg			
			OU5-CSA-4-4820US-SB6	8/7/2001	0.55 U	mg/kg			

Area	Group	Address	Sample ID	Sample Date	Result \1		Units	Duplicate Match	Specialty Boring?	Grid Sampled?
CTA	1D	4821 Rodman Street							Yes	No
			OU5-CTA-1D-4821RS-1	8/15/2001	4.9		mg/kg			
			OU5-CTA-1D-4821RS-2	8/15/2001	3.4		mg/kg			
			OU5-CTA-1D-4821RS-3	8/15/2001	2.9		mg/kg			
			OU5-CTA-1D-4821RS-4	8/15/2001	2.8		mg/kg			
			OU5-CTA-1D-4821RS-DUP54	8/15/2001	0.53	J	mg/kg	OU5-CTA-1D-4821RS-SB5		
			OU5-CTA-1D-4821RS-SB1	8/15/2001	3.2		mg/kg			
			OU5-CTA-1D-4821RS-SB2	8/15/2001	2.8		mg/kg			
			OU5-CTA-1D-4821RS-SB3	8/15/2001	2	J	mg/kg			
			OU5-CTA-1D-4821RS-SB4	8/15/2001	0.55	J	mg/kg			
			OU5-CTA-1D-4821RS-SB5	8/15/2001	0.59	J	mg/kg			
			OU5-CTA-1D-4821RS-SB6	8/15/2001	0.88	J	mg/kg			
CSA	3	4821 Upton Street							No	No
			OU5-CSA-3-4821US-1	11/8/2001	4.6		mg/kg			
			OU5-CSA-3-4821US-2	11/8/2001	4.7		mg/kg			
CSA	3	4821 Van Ness Street							No	No
			OU5-CSA-3-4821VNS-1	7/25/2001	2.3	J	mg/kg			
			OU5-CSA-3-4821VNS-2	7/25/2001	2.8	J	mg/kg			
			OU5-CSA-3-4821VNS-DUP29	7/25/2001	2.3	J	mg/kg	OU5-CSA-3-4821VNS-1		
CSA	10	4821 Woodway Lane							No	No
			OU5-CSA-10-4821WL-1	8/17/2001	2.8		mg/kg			
			OU5-CSA-10-4821WL-2	8/17/2001	4.1		mg/kg			
CSA	10	4822 Quebec Street							No	No
			OU5-CSA-10-4822QS-1	10/3/2001	4.2		mg/kg			
			OU5-CSA-10-4822QS-2	10/3/2001	3.5		mg/kg			
CTA	1D	4822 Rodman Street							No	No
			OU5-CTA-1D-4822RS-1	7/18/2001	12.2		mg/kg			
			OU5-CTA-1D-4822RS-2	7/18/2001	8		mg/kg			
			OU5-CTA-1D-4822RS-3	7/18/2001	8.5		mg/kg			
			OU5-CTA-1D-4822RS-4	7/18/2001	11.2		mg/kg			
			OU5-CTA-1D-4822RS-SB-1	7/18/2001	2.6		mg/kg			
			OU5-CTA-1D-4822RS-SB-2	7/18/2001	2.2		mg/kg			
			OU5-CTA-1D-4822RS-SB-3	7/18/2001	3.2		mg/kg			
			OU5-CTA-1D-4822RS-SB-4	7/18/2001	1.6	J	mg/kg			

Area	Group	Address	Sample ID	Sample Date	Result \1		Units	Duplicate Match	Specialty Boring?	Grid Sampled?
			OU5-CTA-1D-4822RS-SB-5	7/18/2001	2	J	mg/kg			
			OU5-CTA-1D-4822RS-SB-6	7/18/2001	2.2	J	mg/kg			
CTA	**1D**	**4822 Tilden Street**							**No**	**No**
			OU5-CTA-1D-4822TS-1	7/16/2001	7.6		mg/kg			
			OU5-CTA-1D-4822TS-2	7/16/2001	3.9		mg/kg			
			OU5-CTA-1D-4822TS-3	7/16/2001	4.5		mg/kg			
			OU5-CTA-1D-4822TS-4	7/16/2001	5.2		mg/kg			
			OU5-CTA-1D-4822TS-SB1	7/16/2001	4.4		mg/kg			
			OU5-CTA-1D-4822TS-SB2	7/16/2001	2.4	J	mg/kg			
			OU5-CTA-1D-4822TS-SB3	7/16/2001	1.5	J	mg/kg			
			OU5-CTA-1D-4822TS-SB4	7/16/2001	3.3		mg/kg			
			OU5-CTA-1D-4822TS-SB5	7/16/2001	0.61	J	mg/kg			
			OU5-CTA-1D-4822TS-SB6	7/16/2001	1.5	J	mg/kg			
CSA	**4**	**4822 Upton Street**							**No**	**No**
			OU5-CSA-4-4822US-1	7/13/2001	5.9		mg/kg			
			OU5-CSA-4-4822US-2	7/13/2001	9.6		mg/kg			
OU4	**OU4**	**4822 Woodway Lane**							**No**	**No**
			OU4-4822WL-1	1/7/2002	4		mg/kg			
			OU4-4822WL-2	1/7/2002	4		mg/kg			
			OU4-4822WL-3	1/7/2002	3.9		mg/kg			
			OU4-4822WL-4	1/7/2002	2.2	J	mg/kg			
			OU4-4822WL-SB-DUP02	1/7/2002	2.7		mg/kg	OU4-4822WL-SB2		
			OU4-4822WL-SB1	1/7/2002	2.6	J	mg/kg			
			OU4-4822WL-SB2	1/7/2002	3.6		mg/kg			
			OU4-4822WL-SB3	1/7/2002	2.5		mg/kg			
			OU4-4822WL-SB4	1/7/2002	3.7		mg/kg			
			OU4-4822WL-SB5	1/7/2002	3.4		mg/kg			
			OU4-4822WL-SB6	1/7/2002	2.9		mg/kg			
			OU4-4822WL-SBB5	1/7/2002	2.2		mg/kg			
			OU4-4822WL-SBB6	1/7/2002	2.7		mg/kg			
CTA	**1D**	**4823 Sedgwick Street**							**No**	**No**
			OU5-CTA-1D-4823SegS-1	7/16/2001	6.1		mg/kg			
			OU5-CTA-1D-4823SegS-2	7/16/2001	4.6		mg/kg			
			OU5-CTA-1D-4823SegS-3	7/16/2001	3.1		mg/kg			
			OU5-CTA-1D-4823SegS-4	7/16/2001	4.4		mg/kg			

Area	Group	Address	Sample ID	Sample Date	Result \1		Units	Duplicate Match	Specialty Boring?	Grid Sampled?
			OU5-CTA-1D-4823SegS-SB-DUP32	7/16/2001	0.75	J	mg/kg	OU5-CTA-1D-4823SegS-SB6		
			OU5-CTA-1D-4823SegS-SB1	7/16/2001	2.4		mg/kg			
			OU5-CTA-1D-4823SegS-SB2	7/16/2001	1.3	J	mg/kg			
			OU5-CTA-1D-4823SegS-SB3	7/16/2001	2.3	J	mg/kg			
			OU5-CTA-1D-4823SegS-SB4	7/16/2001	1.9	J	mg/kg			
			OU5-CTA-1D-4823SegS-SB5	7/16/2001	0.63	U	mg/kg			
			OU5-CTA-1D-4823SegS-SB6	7/16/2001	1.5	J	mg/kg			
CSA	***4***	***4823 Tilden Street***							***No***	***No***
			OU5-CSA-4-4823TS-1	10/12/2001	3.5		mg/kg			
			OU5-CSA-4-4823TS-2	10/12/2001	4.6		mg/kg			
CSA	***4***	***4824 Upton Street***							***No***	***No***
			OU5-CSA-4-4824US-1	8/17/2001	3.5		mg/kg			
			OU5-CSA-4-4824US-2	8/17/2001	2.8		mg/kg			
CSA	***10***	***4825 Quebec Street***							***Yes***	***No***
			OU5-CSA-10-4825QS-1	9/7/2001	4.4		mg/kg			
			OU5-CSA-10-4825QS-2	9/7/2001	3.2		mg/kg			
			OU5-CSA-10-4825QS-SB1	9/7/2001	5.8		mg/kg			
			OU5-CSA-10-4825QS-SB10	9/7/2001	4		mg/kg			
			OU5-CSA-10-4825QS-SB2	9/7/2001	1.8	J	mg/kg			
			OU5-CSA-10-4825QS-SB3	9/7/2001	1.8	J	mg/kg			
			OU5-CSA-10-4825QS-SB4	9/7/2001	1.4	J	mg/kg			
			OU5-CSA-10-4825QS-SB5	9/7/2001	1	J	mg/kg			
			OU5-CSA-10-4825QS-SB6	9/7/2001	3.9		mg/kg			
			OU5-CSA-10-4825QS-SB7	9/7/2001	4.5		mg/kg			
			OU5-CSA-10-4825QS-SB8	9/7/2001	4.3		mg/kg			
			OU5-CSA-10-4825QS-SB9	9/7/2001	4.6		mg/kg			
CTA	***1D***	***4825 Rodman Street***							***Yes***	***No***
			OU5-CTA-1D-4825RS-1	7/11/2001	5.7		mg/kg			
			OU5-CTA-1D-4825RS-2	7/11/2001	3.5		mg/kg			
			OU5-CTA-1D-4825RS-3	7/11/2001	4.6		mg/kg			
			OU5-CTA-1D-4825RS-4	7/11/2001	4.6		mg/kg			
			OU5-CTA-1D-4825RS-SB-1	7/11/2001	2	J	mg/kg			
			OU5-CTA-1D-4825RS-SB-2	7/11/2001	1.7	J	mg/kg			
			OU5-CTA-1D-4825RS-SB-3	7/11/2001	1	J	mg/kg			
			OU5-CTA-1D-4825RS-SB-4	7/11/2001	0.71	J	mg/kg			

Area	Group	Address	Sample ID	Sample Date	Result \1		Units	Duplicate Match	Specialty Boring?	Grid Sampled?
			OU5-CTA-1D-4825RS-SB-5	7/11/2001	1.8	J	mg/kg			
			OU5-CTA-1D-4825RS-SB-6	7/11/2001	0.92	J	mg/kg			
			OU5-CTA-1D-4825RS-SB-DUP28	7/11/2001	0.77	J	mg/kg	OU5-CTA-1D-4825RS-SB-4		
CSA	***10***	***4825 Woodway Lane***							***Yes***	***No***
			OU5-CSA-10-4825WL-1	10/22/2001	3.8		mg/kg			
			OU5-CSA-10-4825WL-2	10/22/2001	3.5		mg/kg			
			OU5-CSA-10-4825WL-DUP76	10/22/2001	3.7		mg/kg	OU5-CSA-10-4825WL-2		
			OU5-CSA-10-4825WL-SB1	10/22/2001	3.1		mg/kg			
			OU5-CSA-10-4825WL-SB2	10/22/2001	3.4		mg/kg			
			OU5-CSA-10-4825WL-SB3	10/22/2001	2.9		mg/kg			
			OU5-CSA-10-4825WL-SB4	10/22/2001	1.9	J	mg/kg			
			OU5-CSA-10-4825WL-SB5	10/22/2001	3.1		mg/kg			
			OU5-CSA-10-4825WL-SB6	10/22/2001	2.4		mg/kg			
CTA	***1D***	***4826 Sedgwick Street***							***Yes***	***No***
			OU5-CTA-1D-4826SegS-1	7/10/2001	6.5		mg/kg			
			OU5-CTA-1D-4826SegS-2	7/10/2001	4.6		mg/kg			
			OU5-CTA-1D-4826SegS-3	7/10/2001	4.5		mg/kg			
			OU5-CTA-1D-4826SegS-4	7/10/2001	8		mg/kg			
			OU5-CTA-1D-4826SegS-SB1	7/10/2001	4.5		mg/kg			
			OU5-CTA-1D-4826SegS-SB2	7/10/2001	5.2		mg/kg			
			OU5-CTA-1D-4826SegS-SB3	7/10/2001	3.4		mg/kg			
			OU5-CTA-1D-4826SegS-SB4	7/10/2001	2.3		mg/kg			
			OU5-CTA-1D-4826SegS-SB5	7/10/2001	1.3	J	mg/kg			
			OU5-CTA-1D-4826SegS-SB6	7/10/2001	1.7	J	mg/kg			
CTA	***1D***	***4827 Sedgwick Street***							***Yes***	***No***
			OU5-CTA-1D-4827SegS-1	8/29/2001	5.6	K	mg/kg			
			OU5-CTA-1D-4827SegS-2	8/29/2001	7.7	K	mg/kg			
			OU5-CTA-1D-4827SegS-3	8/29/2001	11.3	K	mg/kg			
			OU5-CTA-1D-4827SegS-4	8/29/2001	7.6	K	mg/kg			
			OU5-CTA-1D-4827SegS-DUP63	8/29/2001	1.8	JK	mg/kg	OU5-CTA-1D-4827SegS-SB6		
			OU5-CTA-1D-4827SegS-SB1	8/29/2001	2.9	K	mg/kg			
			OU5-CTA-1D-4827SegS-SB2	8/29/2001	1.4	JK	mg/kg			
			OU5-CTA-1D-4827SegS-SB3	8/29/2001	2.4	K	mg/kg			
			OU5-CTA-1D-4827SegS-SB4	8/29/2001	3.2	K	mg/kg			
			OU5-CTA-1D-4827SegS-SB5	8/29/2001	2.5	K	mg/kg			

Area	Group	Address	Sample ID	Sample Date	Result \1	Units	Duplicate Match	Specialty Boring?	Grid Sampled?
			OU5-CTA-1D-4827SegS-SB6	8/29/2001	1.5 JK	mg/kg			
CSA	**10**	**4828 Quebec Street**						**No**	**No**
			OU5-CSA-10-4828QS-1	7/6/2001	5.1	mg/kg			
			OU5-CSA-10-4828QS-2	7/6/2001	10.6	mg/kg			
CTA	**1D**	**4828 Rodman Street**						**No**	**Yes**
			OU5-CTA-1D-4828RS-1	8/14/2001	7.7	mg/kg			
			OU5-CTA-1D-4828RS-2	8/14/2001	13.4	mg/kg			
			OU5-CTA-1D-4828RS-3	8/14/2001	7.9	mg/kg			
			OU5-CTA-1D-4828RS-4	8/14/2001	6.3	mg/kg			
			OU5-CTA-1D-4828RS-SB1	8/14/2001	0.74 J	mg/kg			
			OU5-CTA-1D-4828RS-SB2	8/14/2001	1.6 J	mg/kg			
			OU5-CTA-1D-4828RS-SB3	8/14/2001	1.5 J	mg/kg			
			OU5-CTA-1D-4828RS-SB4	8/14/2001	0.41 U	mg/kg			
			OU5-CTA-1D-4828RS-SB5	8/14/2001	0.43 J	mg/kg			
			OU5-CTA-1D-4828RS-SB6	8/14/2001	0.58 J	mg/kg			
CSA	**4**	**4828 Upton Street**						**No**	**No**
			OU5-CSA-4-4828US-1	8/31/2001	7.4	mg/kg			
			OU5-CSA-4-4828US-2	8/31/2001	6.7	mg/kg			
OU4	**OU4**	**4828 Woodway Lane**						**No**	**No**
			OU4-4828WL-1	9/12/2000	4.23 B	mg/kg			
			OU4-4828WL-2	9/12/2000	4.41 B	mg/kg			
			OU4-4828WL-3	9/12/2000	3.7 B	mg/kg			
			OU4-4828WL-4	9/12/2000	4.88 B	mg/kg			
			OU4-4828WL-SB-1	9/12/2000	3.27 B	mg/kg			
			OU4-4828WL-SB-2	9/12/2000	2.78 B	mg/kg			
			OU4-4828WL-SB-3	9/12/2000	3.55 B	mg/kg			
			OU4-4828WL-SB-4	9/12/2000	2 B	mg/kg			
			OU4-4828WL-SB-5	9/12/2000	2.26 B	mg/kg			
			OU4-4828WL-SB-6	9/12/2000	2.23 B	mg/kg			
CSA	**3**	**4829 Upton Street**						**No**	**No**
			OU5-CSA-3-4829US-1	7/27/2001	3	mg/kg			
			OU5-CSA-3-4829US-2	7/27/2001	5.5	mg/kg			
			OU5-CSA-3-4829US-DUP34	7/27/2001	4.1	mg/kg	OU5-CSA-3-4829US-2		

Area	Group	Address	Sample ID	Sample Date	Result \1		Units	Duplicate Match	Specialty Boring?	Grid Sampled?
CSA	***12***	***4830 Rockwood Parkway***							***No***	***No***
			OU5-CSA-12-4830RP-1	7/27/2001	3.5		mg/kg			
			OU5-CSA-12-4830RP-2	7/27/2001	4.4		mg/kg			
CTA	***1D***	***4830 Tilden Street***							***No***	***No***
			OU5-CTA-1D-4830TS-1	8/1/2001	3.2		mg/kg			
			OU5-CTA-1D-4830TS-1a	6/13/2001	2.4	J	mg/kg			
			OU5-CTA-1D-4830TS-2	8/1/2001	4.6		mg/kg			
			OU5-CTA-1D-4830TS-2a	6/13/2001	3.1		mg/kg			
			OU5-CTA-1D-4830TS-3	8/1/2001	3.5		mg/kg			
			OU5-CTA-1D-4830TS-4	8/1/2001	2.3	J	mg/kg			
			OU5-CTA-1D-4830TS-SB-1	8/1/2001	2.8		mg/kg			
			OU5-CTA-1D-4830TS-SB-2	8/1/2001	2.5		mg/kg			
			OU5-CTA-1D-4830TS-SB-3	8/1/2001	2.5		mg/kg			
			OU5-CTA-1D-4830TS-SB-4	8/1/2001	1.9	J	mg/kg			
			OU5-CTA-1D-4830TS-SB-5	8/1/2001	1.1	J	mg/kg			
			OU5-CTA-1D-4830TS-SB-6	8/1/2001	0.88	J	mg/kg			
			OU5-CTA-1D-4830TS-SB-DUP46	8/1/2001	1.4	J	mg/kg	OU5-CTA-1D-4830TS-SB-5		
OU4	***OU4***	***4831 Indian Lane***							***No***	***No***
			OU4-4831IL-SB-1	11/1/2000	4.67	DJ	mg/kg			
			OU4-4831IL-SB-2	11/1/2000	1.6	DJ	mg/kg			
			OU4-4831IL-SB-3	11/1/2000	3.01	DJ	mg/kg			
			OU4-4831IL-SB-4	11/1/2000	1.71	DJ	mg/kg			
			OU4-4831IL-SB-5	11/1/2000	1.04	DJ	mg/kg			
			OU4-4831IL-SB-6	11/1/2000	1.15	UJ	mg/kg			
			OU4-4831IL-SB-DUP 13	11/1/2000	2.74	DJ	mg/kg	OU4-4831IL-SB-3		
CSA	***10***	***4831 Quebec Street***							***Yes***	***No***
			OU5-CSA-10-4831QS-1	8/3/2001	3.7		mg/kg			
			OU5-CSA-10-4831QS-2	8/3/2001	3.9		mg/kg			
			OU5-CSA-10-4831QS-SBA1	9/7/2001	1.4	J	mg/kg			
			OU5-CSA-10-4831QS-SBA2	9/7/2001	4		mg/kg			
			OU5-CSA-10-4831QS-SBA3	9/7/2001	2.5		mg/kg			
			OU5-CSA-10-4831QS-SBA4	9/7/2001	1.3	J	mg/kg			
			OU5-CSA-10-4831QS-SBA5	9/7/2001	2.4		mg/kg			
			OU5-CSA-10-4831QS-SBA6	9/7/2001	1.3	J	mg/kg			
			OU5-CSA-10-4831QS-SBA7	9/7/2001	1.6	J	mg/kg			

Area	Group	Address	Sample ID	Sample Date	Result \1		Units	Duplicate Match	Specialty Boring?	Grid Sampled?
			OU5-CSA-10-4831QS-SBB1	9/7/2001	4.2		mg/kg			
			OU5-CSA-10-4831QS-SBB2	9/7/2001	0.82	J	mg/kg			
			OU5-CSA-10-4831QS-SBB3	9/7/2001	0.87	J	mg/kg			
			OU5-CSA-10-4831QS-SBB4	9/7/2001	0.98	J	mg/kg			
			OU5-CSA-10-4831QS-SBB5	9/7/2001	1.3	J	mg/kg			
			OU5-CSA-10-4831QS-SBB6	9/7/2001	1.1	J	mg/kg			
CTA	***1D***	***4831 Sedgwick Street***							***Yes***	***No***
			OU5-CTA-1D-4831SegS-1	7/10/2001	5.2		mg/kg			
			OU5-CTA-1D-4831SegS-2	7/10/2001	4.5		mg/kg			
			OU5-CTA-1D-4831SegS-3	7/10/2001	3.4		mg/kg			
			OU5-CTA-1D-4831SegS-4	7/10/2001	5.5		mg/kg			
			OU5-CTA-1D-4831SegS-DUP19	7/10/2001	3.6		mg/kg	OU5-CTA-1D-4831SegS-3		
			OU5-CTA-1D-4831SegS-SB-1	7/10/2001	3.7		mg/kg			
			OU5-CTA-1D-4831SegS-SB-2	7/10/2001	4.6	J	mg/kg			
			OU5-CTA-1D-4831SegS-SB-3	7/10/2001	3.7	J	mg/kg			
			OU5-CTA-1D-4831SegS-SB-4	7/10/2001	4.4	J	mg/kg			
			OU5-CTA-1D-4831SegS-SB-5	7/10/2001	2.3	J	mg/kg			
			OU5-CTA-1D-4831SegS-SB-6	7/10/2001	1.8	J	mg/kg			
CSA	***4***	***4831 Tilden Street***							***No***	***No***
			OU5-CSA-4-4831TS-1	10/12/2001	2.7	J	mg/kg			
			OU5-CSA-4-4831TS-2	10/12/2001	2.5	J	mg/kg			
CSA	***3***	***4832 Van Ness Street***							***Yes***	***No***
			OU5-CSA-3-4832VNS-1	8/7/2001	2.6		mg/kg			
			OU5-CSA-3-4832VNS-2	8/7/2001	3.2		mg/kg			
			OU5-CSA-3-4832VNS-SB1	8/7/2001	1.6	J	mg/kg			
			OU5-CSA-3-4832VNS-SB2	8/7/2001	2.8		mg/kg			
			OU5-CSA-3-4832VNS-SB3	8/7/2001	0.63	J	mg/kg			
			OU5-CSA-3-4832VNS-SB4	8/7/2001	2.9		mg/kg			
			OU5-CSA-3-4832VNS-SB5	8/7/2001	0.62	U	mg/kg			
			OU5-CSA-3-4832VNS-SB6	8/7/2001	0.7	J	mg/kg			
CSA	***12***	***4833 Rockwood Parkway***							***No***	***No***
			OU5-CSA-12-4833RP-1	8/3/2001	4.7		mg/kg			
			OU5-CSA-12-4833RP-2	8/3/2001	6.8		mg/kg			

Area	Group	Address	Sample ID	Sample Date	Result \1	Units	Duplicate Match	Specialty Boring?	Grid Sampled?
CTA	1D	4833 Rodman Street						Yes	No
			OU5-CTA-1D-4833RS-1	7/10/2001	6.1	mg/kg			
			OU5-CTA-1D-4833RS-2	7/10/2001	5.6	mg/kg			
			OU5-CTA-1D-4833RS-3	7/10/2001	3.8	mg/kg			
			OU5-CTA-1D-4833RS-4	7/10/2001	3.1	mg/kg			
			OU5-CTA-1D-4833RS-SB1	7/10/2001	4.3	mg/kg			
			OU5-CTA-1D-4833RS-SB2	7/10/2001	3.9	mg/kg			
			OU5-CTA-1D-4833RS-SB3	7/10/2001	2.6	mg/kg			
			OU5-CTA-1D-4833RS-SB4	7/10/2001	2.8	mg/kg			
			OU5-CTA-1D-4833RS-SB5	7/10/2001	1.5 J	mg/kg			
			OU5-CTA-1D-4833RS-SB6	7/10/2001	0.87 J	mg/kg			
CSA	3	4833 Upton Street						No	No
			OU5-CSA-3-4833US-1	8/10/2001	4.1	mg/kg			
			OU5-CSA-3-4833US-2	8/10/2001	3.2	mg/kg			
CSA	10	4834 Quebec Street						No	Yes + 1' arsenic boring
			OU5-CSA-10-4834QS-1	11/14/2001	13.9	mg/kg			
			OU5-CSA-10-4834QS-2	11/14/2001	4.6	mg/kg			
CTA	1D	4834 Rodman Street						No	Yes
			OU5-CTA-1D-4834RS-1	7/18/2001	11.4	mg/kg			
			OU5-CTA-1D-4834RS-2	7/18/2001	13.3	mg/kg			
			OU5-CTA-1D-4834RS-3	7/18/2001	10.9	mg/kg			
			OU5-CTA-1D-4834RS-4	7/18/2001	8	mg/kg			
			OU5-CTA-1D-4834RS-SB-1	7/18/2001	2.3	mg/kg			
			OU5-CTA-1D-4834RS-SB-2	7/18/2001	1.6 J	mg/kg			
			OU5-CTA-1D-4834RS-SB-3	7/18/2001	1.1 J	mg/kg			
			OU5-CTA-1D-4834RS-SB-4	7/18/2001	0.96 J	mg/kg			
			OU5-CTA-1D-4834RS-SB-5	7/18/2001	0.82 J	mg/kg			
			OU5-CTA-1D-4834RS-SB-6	7/18/2001	1.3 J	mg/kg			
CTA	1D	4834 Sedgwick Street						Yes	No
			OU5-CTA-1D-4834SegS-1	7/10/2001	6	mg/kg			
			OU5-CTA-1D-4834SegS-2	7/10/2001	4.8	mg/kg			
			OU5-CTA-1D-4834SegS-3	7/10/2001	6	mg/kg			
			OU5-CTA-1D-4834SegS-4	7/10/2001	6	mg/kg			
			OU5-CTA-1D-4834SegS-DUP17	7/10/2001	4.2	mg/kg	OU5-CTA-1D-4834SegS-1		

Area	Group	Address	Sample ID	Sample Date	Result \1	Units	Duplicate Match	Specialty Boring?	Grid Sampled?
			OU5-CTA-1D-4834SegS-SB-DUP26	7/10/2001	3.2	mg/kg	OU5-CTA-1D-4834SegS-SB7		
			OU5-CTA-1D-4834SegS-SB1	7/10/2001	2.4 J	mg/kg			
			OU5-CTA-1D-4834SegS-SB10	7/10/2001	1.8 J	mg/kg			
			OU5-CTA-1D-4834SegS-SB2	7/10/2001	4	mg/kg			
			OU5-CTA-1D-4834SegS-SB3	7/10/2001	3.4	mg/kg			
			OU5-CTA-1D-4834SegS-SB4	7/10/2001	4.2	mg/kg			
			OU5-CTA-1D-4834SegS-SB5	7/10/2001	4.2	mg/kg			
			OU5-CTA-1D-4834SegS-SB6	7/10/2001	3	mg/kg			
			OU5-CTA-1D-4834SegS-SB7	7/10/2001	2.9	mg/kg			
			OU5-CTA-1D-4834SegS-SB8	7/10/2001	1.9 J	mg/kg			
			OU5-CTA-1D-4834SegS-SB9	7/10/2001	0.7 J	mg/kg			
CTA	***1D***	***4835 Sedgwick Street***						***Yes***	***No***
			OU5-CTA-1D-4835SegS-1	7/10/2001	4	mg/kg			
			OU5-CTA-1D-4835SegS-2	7/10/2001	3.9	mg/kg			
			OU5-CTA-1D-4835SegS-3	7/10/2001	8.2	mg/kg			
			OU5-CTA-1D-4835SegS-4	7/10/2001	7.8	mg/kg			
			OU5-CTA-1D-4835SegS-SB-1	7/10/2001	3.1	mg/kg			
			OU5-CTA-1D-4835SegS-SB-2	7/10/2001	3.9	mg/kg			
			OU5-CTA-1D-4835SegS-SB-3	7/10/2001	3.2	mg/kg			
			OU5-CTA-1D-4835SegS-SB-4	7/10/2001	2.3 J	mg/kg			
			OU5-CTA-1D-4835SegS-SB-5	7/10/2001	2.4 J	mg/kg			
			OU5-CTA-1D-4835SegS-SB-6	7/10/2001	3.1	mg/kg			
			OU5-CTA-1D-4835SegS-SB-7	7/10/2001	1.3 J	mg/kg			
			OU5-CTA-1D-4835SegS-SB-8	7/10/2001	1.5 J	mg/kg			
CSA	***3***	***4835 Van Ness Street***						***No***	***No***
			OU5-CSA-3-4835VNS-1	7/27/2001	3.6	mg/kg			
			OU5-CSA-3-4835VNS-2	7/27/2001	4.3	mg/kg			
			OU5-CSA-3-4835VNS-DUP35	7/27/2001	3.8	mg/kg	OU5-CSA-3-4835VNS-2		
CSA	***3***	***4836 Van Ness Street***						***No***	***No***
			OU5-CSA-3-4836VNS-1	11/9/2001	2.7	mg/kg			
			OU5-CSA-3-4836VNS-2	11/9/2001	4.1	mg/kg			
CSA	***12***	***4837 Loughboro Road***						***No***	***No***
			OU5-CSA-12-4837LR-1	7/27/2001	3.5	mg/kg			
			OU5-CSA-12-4837LR-2	7/27/2001	4.1	mg/kg			

Area	Group	Address	Sample ID	Sample Date	Result \1		Units	Duplicate Match	Specialty Boring?	Grid Sampled?
CSA	4	4837 Tilden Street							No	No
			OU5-CSA-4-4837TS-1	11/8/2001	4		mg/kg			
			OU5-CSA-4-4837TS-2	11/8/2001	2.8		mg/kg			
			OU5-CSA-4-4837TS-DUP85	11/8/2001	2.4	J	mg/kg	OU5-CSA-4-4837TS-2		
CSA	12	4838 Rockwood Parkway							No	No
			OU5-CSA-12-4838RP-1	8/17/2001	8		mg/kg			
			OU5-CSA-12-4838RP-2	8/17/2001	4.1		mg/kg			
CTA	1D	4838 Rodman Street							No	No
			OU5-CTA-1D-4838RS-1	7/12/2001	6.9		mg/kg			
			OU5-CTA-1D-4838RS-2	7/12/2001	9.6		mg/kg			
			OU5-CTA-1D-4838RS-3	7/12/2001	9.5		mg/kg			
			OU5-CTA-1D-4838RS-4	7/12/2001	3.8		mg/kg			
			OU5-CTA-1D-4838RS-SB1	7/12/2001	1.9	J	mg/kg			
			OU5-CTA-1D-4838RS-SB2	7/12/2001	3.1		mg/kg			
			OU5-CTA-1D-4838RS-SB3	7/12/2001	1.3	J	mg/kg			
			OU5-CTA-1D-4838RS-SB4	7/12/2001	0.66	J	mg/kg			
			OU5-CTA-1D-4838RS-SB5	7/12/2001	0.59	U	mg/kg			
			OU5-CTA-1D-4838RS-SB6	7/12/2001	1.5	J	mg/kg			
CTA	1D	4838 Tilden Street							No	No
			OU5-CTA-1D-4838TS-1	10/23/2001	4.8		mg/kg			
			OU5-CTA-1D-4838TS-2	10/23/2001	3		mg/kg			
			OU5-CTA-1D-4838TS-3	10/23/2001	2.6		mg/kg			
			OU5-CTA-1D-4838TS-4	10/23/2001	4.5		mg/kg			
			OU5-CTA-1D-4838TS-SB1	10/23/2001	4.6		mg/kg			
			OU5-CTA-1D-4838TS-SB2	10/23/2001	1.9	J	mg/kg			
			OU5-CTA-1D-4838TS-SB3	10/23/2001	1.1	J	mg/kg			
			OU5-CTA-1D-4838TS-SB4	10/23/2001	1.9	J	mg/kg			
			OU5-CTA-1D-4838TS-SB5	10/23/2001	1.7	J	mg/kg			
			OU5-CTA-1D-4838TS-SB6	10/23/2001	1.5	J	mg/kg			
CSA	3	4838 Van Ness Street							No	No
			OU5-CSA-3-4838VNS-1	9/19/2001	5.1	J	mg/kg			
			OU5-CSA-3-4838VNS-2	9/19/2001	5.1	J	mg/kg			
OU4	OU4	4839 Indian Lane							No	No
			OU4-4839IL-1	5/1/2002	11.1		mg/kg			

Area	Group	Address	Sample ID	Sample Date	Result \1		Units	Duplicate Match	Specialty Boring?	Grid Sampled?
			OU4-4839IL-2	5/1/2002	4.9		mg/kg			
			OU4-4839IL-3	5/1/2002	3.4		mg/kg			
			OU4-4839IL-4	5/1/2002	3.8		mg/kg			
			OU4-4839IL-SB1	5/1/2002	4		mg/kg			
			OU4-4839IL-SB2	5/1/2002	1.8		mg/kg			
			OU4-4839IL-SB3	5/1/2002	3.6		mg/kg			
			OU4-4839IL-SB4	5/1/2002	2.5		mg/kg			
			OU4-4839IL-SB5	5/1/2002	2.2		mg/kg			
			OU4-4839IL-SB6	5/1/2002	1.3	J	mg/kg			
CSA	**3**	**4839 Upton Street**							**No**	**No**
			OU5-CSA-3-4839US-1	10/12/2001	4.7		mg/kg			
			OU5-CSA-3-4839US-2	10/12/2001	2.4	J	mg/kg			
			OU5-CSA-3-4839US-DUP75	10/12/2001	2.6		mg/kg	OU5-CSA-3-4839US-2		
OU4	**OU4**	**4840 Glenbrook Road**							**No**	**No**
			OU4-4840GR-1	10/23/2001	4		mg/kg			
			OU4-4840GR-2	10/23/2001	3.9		mg/kg			
			OU4-4840GR-3	10/23/2001	3.4		mg/kg			
			OU4-4840GR-4	10/23/2001	3.4		mg/kg			
			OU4-4840GR-SB1	10/23/2001	2.7		mg/kg			
			OU4-4840GR-SB2	10/23/2001	3.1		mg/kg			
			OU4-4840GR-SB3	10/23/2001	0.57	J	mg/kg			
			OU4-4840GR-SB4	10/23/2001	0.36	U	mg/kg			
			OU4-4840GR-SB5	10/23/2001	0.4	J	mg/kg			
			OU4-4840GR-SB6	10/23/2001	0.39	U	mg/kg			
			OU4-CSA-12-4840GR-1	10/3/2001	3.4		mg/kg			
			OU4-CSA-12-4840GR-2	10/3/2001	4.4		mg/kg			
CSA	**10**	**4840 Quebec Street**							**No**	**No**
			OU5-CSA-10-4840QS-1	10/3/2001	5.6		mg/kg			
			OU5-CSA-10-4840QS-2	10/3/2001	6.6		mg/kg			
CTA	**1D**	**4840 Rodman Street**							**No**	**No**
			OU5-CTA-1D-4840RS-1	7/12/2001	4.5		mg/kg			
			OU5-CTA-1D-4840RS-2	7/12/2001	2.9		mg/kg			
			OU5-CTA-1D-4840RS-3	7/12/2001	4.3		mg/kg			
			OU5-CTA-1D-4840RS-4	7/12/2001	3.7		mg/kg			
			OU5-CTA-1D-4840RS-SB-1	7/12/2001	2.9		mg/kg			

Area	Group	Address	Sample ID	Sample Date	Result \1		Units	Duplicate Match	Specialty Boring?	Grid Sampled?
			OU5-CTA-1D-4840RS-SB-2	7/12/2001	0.77	J	mg/kg			
			OU5-CTA-1D-4840RS-SB-3	7/12/2001	2.2	J	mg/kg			
			OU5-CTA-1D-4840RS-SB-4	7/12/2001	1.4	J	mg/kg			
			OU5-CTA-1D-4840RS-SB-5	7/12/2001	1.7	J	mg/kg			
			OU5-CTA-1D-4840RS-SB-6	7/12/2001	1	J	mg/kg			
			OU5-CTA-1D-4840RS-SB-DUP29	7/12/2001	1.6	J	mg/kg	OU5-CTA-1D-4840RS-SB-5		
CTA	***1D***	***4840 Sedgwick Street***							***Yes***	***No***
			OU5-CTA-1D-4840SegS-1	7/10/2001	2.6	J	mg/kg			
			OU5-CTA-1D-4840SegS-2	7/10/2001	3.1		mg/kg			
			OU5-CTA-1D-4840SegS-3	7/10/2001	6.9		mg/kg			
			OU5-CTA-1D-4840SegS-4	7/10/2001	3.4		mg/kg			
			OU5-CTA-1D-4840SegS-SB-1	7/10/2001	2.2	J	mg/kg			
			OU5-CTA-1D-4840SegS-SB-2	7/10/2001	3.6		mg/kg			
			OU5-CTA-1D-4840SegS-SB-3	7/10/2001	4.7		mg/kg			
			OU5-CTA-1D-4840SegS-SB-4	7/10/2001	6.1		mg/kg			
			OU5-CTA-1D-4840SegS-SB-5	7/10/2001	1.9	J	mg/kg			
			OU5-CTA-1D-4840SegS-SB-6	7/10/2001	1.5	J	mg/kg			
CSA	***3***	***4840 Van Ness Street***							***No***	***No***
			OU5-CSA-3-4840VNS-1	8/10/2001	3		mg/kg			
			OU5-CSA-3-4840VNS-2	8/10/2001	3.5		mg/kg			
CTA	***1D***	***4841 Rodman Street***							***Yes***	***No***
			OU5-CTA-1D-4841RS-1	7/31/2001	4.1		mg/kg			
			OU5-CTA-1D-4841RS-2	7/31/2001	4.1		mg/kg			
			OU5-CTA-1D-4841RS-3	7/31/2001	3.7		mg/kg			
			OU5-CTA-1D-4841RS-4	7/31/2001	3.9		mg/kg			
			OU5-CTA-1D-4841RS-SB-1	7/31/2001	3.5		mg/kg			
			OU5-CTA-1D-4841RS-SB-2	7/31/2001	1.2	J	mg/kg			
			OU5-CTA-1D-4841RS-SB-3	7/31/2001	1.1	J	mg/kg			
			OU5-CTA-1D-4841RS-SB-4	7/31/2001	1.9	J	mg/kg			
			OU5-CTA-1D-4841RS-SB-5	7/31/2001	0.88	J	mg/kg			
			OU5-CTA-1D-4841RS-SB-6	7/31/2001	1.8	J	mg/kg			
CTA	***1D***	***4841 Sedgwick Street***							***Yes***	***No***
			OU5-CTA-1D-4841SegS-1	7/5/2001	3.8		mg/kg			
			OU5-CTA-1D-4841SegS-2	7/5/2001	4		mg/kg			
			OU5-CTA-1D-4841SegS-3	7/5/2001	5.6		mg/kg			

Area	Group	Address	Sample ID	Sample Date	Result \1	Units	Duplicate Match	Specialty Boring?	Grid Sampled?
			OU5-CTA-1D-4841SegS-4	7/5/2001	4.2	mg/kg			
			OU5-CTA-1D-4841SegS-DUP15	7/5/2001	4.1	mg/kg	OU5-CTA-1D-4841SegS-4		
			OU5-CTA-1D-4841SegS-SB1	7/5/2001	3.2	mg/kg			
			OU5-CTA-1D-4841SegS-SB2	7/5/2001	3.9	mg/kg			
			OU5-CTA-1D-4841SegS-SB3	7/5/2001	2.4	mg/kg			
			OU5-CTA-1D-4841SegS-SB4	7/5/2001	5.7	mg/kg			
			OU5-CTA-1D-4841SegS-SB5	7/5/2001	3.8	mg/kg			
			OU5-CTA-1D-4841SegS-SB6	7/5/2001	2.6	mg/kg			
			OU5-CTA-1D-4841SegS-SB7	7/5/2001	0.53 J	mg/kg			
			OU5-CTA-1D-4841SegS-SB8	7/5/2001	0.45 U	mg/kg			
CSA	***4***	***4841 Tilden Street***						***No***	***No***
			OU5-CSA-4-4841TS-1	11/8/2001	2.8 J	mg/kg			
			OU5-CSA-4-4841TS-2	11/8/2001	3.9 J	mg/kg			
CSA	***12***	***4842 Indian Lane, Lot 15***						***No***	***No***
			OU5-CSA-12-L15-1	1/9/2002	4.3	mg/kg			
			OU5-CSA-12-L15-2	1/9/2002	3.3	mg/kg			
			OU5-CSA-12-L15-DUP101	1/9/2002	4.1	mg/kg	OU5-CSA-12-L15-1		
CSA	***12***	***4842 Indian Lane, Lot 16***						***No***	***No***
			OU5-CSA-12-L16-1	1/9/2002	3.6	mg/kg			
			OU5-CSA-12-L16-2	1/9/2002	4.2	mg/kg			
CSA	***12***	***4842 Indian Lane, Lot 17***						***No***	***No***
			OU5-CSA-12-L17-1	1/9/2002	4.2	mg/kg			
			OU5-CSA-12-L17-2	1/9/2002	3.6	mg/kg			
CSA	***3***	***4842 Van Ness Street***						***No***	***No***
			OU5-CSA-3-4842VNS-1	11/19/2001	3.4	mg/kg			
			OU5-CSA-3-4842VNS-2	11/19/2001	4	mg/kg			
CSA	***10***	***4844 Quebec Street***						***Yes***	***No***
			OU5-CSA-10-4844QS-1	7/26/2001	4.7	mg/kg			
			OU5-CSA-10-4844QS-2	7/26/2001	7	mg/kg			
			OU5-CSA-10-4844QS-SB-1	7/26/2001	6.7	mg/kg			
			OU5-CSA-10-4844QS-SB-2	7/26/2001	5.5	mg/kg			
			OU5-CSA-10-4844QS-SB-3	7/26/2001	2.3 J	mg/kg			
			OU5-CSA-10-4844QS-SB-4	7/26/2001	1.3 J	mg/kg			

Area	Group	Address	Sample ID	Sample Date	Result \1		Units	Duplicate Match	Specialty Boring?	Grid Sampled?
			OU5-CSA-10-4844QS-SB-5	7/26/2001	2	J	mg/kg			
			OU5-CSA-10-4844QS-SB-6	7/26/2001	1.9	J	mg/kg			
			OU5-CSA-10-4844QS-SB-DUP38	7/26/2001	1.2	J	mg/kg	OU5-CSA-10-4844QS-SB-5		
CSA	***12***	***4844 Rockwood Parkway***							***No***	***No***
			OU5-CSA-12-4844RP-1	9/19/2001	3.9	J	mg/kg			
			OU5-CSA-12-4844RP-2	9/19/2001	4.3	J	mg/kg			
OU4	***OU4***	***4845 Glenbrook Road***							***No***	***No***
			OU4-4845GR-1	8/30/2000	5.86	DJ	mg/kg			
			OU4-4845GR-2	8/30/2000	5.39	DJ	mg/kg			
			OU4-4845GR-3	8/30/2000	7.31	DJ	mg/kg			
			OU4-4845GR-4	8/30/2000	6.11	DJ	mg/kg			
			OU4-4845GR-SB-1	8/30/2000	3.47	DJ	mg/kg			
			OU4-4845GR-SB-2	8/30/2000	3.92	DJ	mg/kg			
			OU4-4845GR-SB-3	8/30/2000	3.91	DL	mg/kg			
			OU4-4845GR-SB-4	8/30/2000	4.39	DL	mg/kg			
			OU4-4845GR-SB-5	8/30/2000	3.14	DL	mg/kg			
			OU4-4845GR-SB-6	8/30/2000	3.32	DL	mg/kg			
			OU4-4845GR-SB-7	8/30/2000	4.29	DL	mg/kg			
			OU4-4845GR-SB-DUP04	8/31/2000	3.78	DL	mg/kg			
CSA	***12***	***4845 Loughboro Road***							***No***	***No***
			OU5-CSA-12-4845LR-1	5/31/2001	2.3	J	mg/kg			
			OU5-CSA-12-4845LR-2	5/31/2001	2.9		mg/kg			
OU4	***OU4***	***4846 Glenbrook Road***							***No***	***No***
			OU4-4846GR-1	10/22/2001	5.9	J	mg/kg			
			OU4-4846GR-2	10/22/2001	7	J	mg/kg			
			OU4-4846GR-3	10/22/2001	7	J	mg/kg			
			OU4-4846GR-4	10/22/2001	6.2	J	mg/kg			
			OU4-4846GR-SB1	10/22/2001	2.6	J	mg/kg			
			OU4-4846GR-SB2	10/22/2001	0.7	J	mg/kg			
			OU4-4846GR-SB3	10/22/2001	0.59	J	mg/kg			
			OU4-4846GR-SB4	10/22/2001	0.38	UJ	mg/kg			
			OU4-4846GR-SB5	10/22/2001	0.46	J	mg/kg			
			OU4-4846GR-SB6	10/22/2001	0.37	UJ	mg/kg			
			OU4-CSA-12-4846GR-1	10/3/2001	8.8		mg/kg			
			OU4-CSA-12-4846GR-2	10/3/2001	4.7		mg/kg			

Area	Group	Address	Sample ID	Sample Date	Result \1	Units	Duplicate Match	Specialty Boring?	Grid Sampled?
CSA	3	4846 Van Ness Street						No	No
			OU5-CSA-3-4846VNS-1	8/17/2001	2.4 J	mg/kg			
			OU5-CSA-3-4846VNS-2	8/17/2001	2.9	mg/kg			
CTA	1D	4847 Sedgwick Street						Yes	Yes
			OU5-CTA-1D-4847SegS-1	7/10/2001	15.2	mg/kg			
			OU5-CTA-1D-4847SegS-2	7/10/2001	6.8	mg/kg			
			OU5-CTA-1D-4847SegS-3	7/10/2001	11.8	mg/kg			
			OU5-CTA-1D-4847SegS-4	7/10/2001	7.2	mg/kg			
			OU5-CTA-1D-4847SegS-SB-1	7/10/2001	2.9	mg/kg			
			OU5-CTA-1D-4847SegS-SB-10	7/10/2001	2.4 J	mg/kg			
			OU5-CTA-1D-4847SegS-SB-2	7/10/2001	2.5	mg/kg			
			OU5-CTA-1D-4847SegS-SB-3	7/10/2001	2.9	mg/kg			
			OU5-CTA-1D-4847SegS-SB-4	7/10/2001	4.7	mg/kg			
			OU5-CTA-1D-4847SegS-SB-5	7/10/2001	3.4	mg/kg			
			OU5-CTA-1D-4847SegS-SB-6	7/10/2001	4.3	mg/kg			
			OU5-CTA-1D-4847SegS-SB-7	7/10/2001	2.4 J	mg/kg			
			OU5-CTA-1D-4847SegS-SB-8	7/10/2001	1.9 J	mg/kg			
			OU5-CTA-1D-4847SegS-SB-9	7/10/2001	1.9 J	mg/kg			
CSA	12	4848 Rockwood Parkway						No	No
			OU5-CSA-12-4848RP-1	7/25/2001	3.3	mg/kg			
			OU5-CSA-12-4848RP-2	7/25/2001	4.1	mg/kg			
CTA	1D	4848 Rodman Street						No	No
			OU5-CTA-1D-4848RS-1	8/27/2001	7.4	mg/kg			
			OU5-CTA-1D-4848RS-2	8/27/2001	9.4	mg/kg			
			OU5-CTA-1D-4848RS-3	8/27/2001	5.4	mg/kg			
			OU5-CTA-1D-4848RS-4	8/27/2001	7.7	mg/kg			
			OU5-CTA-1D-4848RS-SB1	8/27/2001	2.5	mg/kg			
			OU5-CTA-1D-4848RS-SB10	8/27/2001	3.5	mg/kg			
			OU5-CTA-1D-4848RS-SB2	8/27/2001	3	mg/kg			
			OU5-CTA-1D-4848RS-SB3	8/27/2001	2.5	mg/kg			
			OU5-CTA-1D-4848RS-SB4	8/27/2001	3.1	mg/kg			
			OU5-CTA-1D-4848RS-SB5	8/27/2001	2 J	mg/kg			
			OU5-CTA-1D-4848RS-SB6	8/27/2001	1.8 J	mg/kg			
			OU5-CTA-1D-4848RS-SB7	8/27/2001	1.6 J	mg/kg			
			OU5-CTA-1D-4848RS-SB8	8/27/2001	2.8	mg/kg			

Area	Group	Address	Sample ID	Sample Date	Result \1		Units	Duplicate Match	Specialty Boring?	Grid Sampled?
			OU5-CTA-1D-4848RS-SB9	8/27/2001	1.5	J	mg/kg			
CSA	**3**	**4848 Van Ness Street**							**No**	**No**
			OU5-CSA-3-4848VNS-1	11/9/2001	3.3		mg/kg			
			OU5-CSA-3-4848VNS-2	11/9/2001	3		mg/kg			
CSA	**10**	**4849 Quebec Street**							**No**	**No**
			OU5-CSA-10-4849QS-1	10/3/2001	4.1		mg/kg			
			OU5-CSA-10-4849QS-2	10/3/2001	2.5	J	mg/kg			
CTA	**1D**	**4849 Rodman Street**							**No**	**Yes**
			OU5-CTA-1D-4849RS-1	4/24/2002	19.3		mg/kg			
			OU5-CTA-1D-4849RS-2	4/24/2002	11.9		mg/kg			
			OU5-CTA-1D-4849RS-3	4/24/2002	12.8		mg/kg			
			OU5-CTA-1D-4849RS-4	4/24/2002	46.6		mg/kg			
			OU5-CTA-1D-4849RS-SB1	4/24/2002	2.9		mg/kg			
			OU5-CTA-1D-4849RS-SB2	4/24/2002	1.6	J	mg/kg			
			OU5-CTA-1D-4849RS-SB3	4/24/2002	1.3	J	mg/kg			
			OU5-CTA-1D-4849RS-SB4	4/24/2002	1.1	J	mg/kg			
			OU5-CTA-1D-4849RS-SB5	4/24/2002	0.29	U	mg/kg			
			OU5-CTA-1D-4849RS-SB6	4/24/2002	0.53	J	mg/kg			
CSA	**3**	**4849 Upton Street**							**Yes**	**No**
			OU5-CSA-3-4849-SB-DUP42	7/30/2001	1.6	J	mg/kg	OU5-CSA-3-4849US-SB-7		
			OU5-CSA-3-4849US-1	7/30/2001	3.4		mg/kg			
			OU5-CSA-3-4849US-2	7/30/2001	3.1		mg/kg			
			OU5-CSA-3-4849US-SB-1	7/30/2001	7.8		mg/kg			
			OU5-CSA-3-4849US-SB-2	7/30/2001	4.3		mg/kg			
			OU5-CSA-3-4849US-SB-3	7/30/2001	3.2		mg/kg			
			OU5-CSA-3-4849US-SB-4	7/30/2001	2.4		mg/kg			
			OU5-CSA-3-4849US-SB-5	7/30/2001	2.1	J	mg/kg			
			OU5-CSA-3-4849US-SB-6	7/30/2001	2.4		mg/kg			
			OU5-CSA-3-4849US-SB-7	7/30/2001	2.1	J	mg/kg			
			OU5-CSA-3-4849US-SB-8	7/30/2001	3.1		mg/kg			
OU4	**OU4**	**4850 Glenbrook Road**							**No**	**No**
			OU4-4850GR-1	7/1/2002	3.9		mg/kg			
			OU4-4850GR-2	7/1/2002	4		mg/kg			
			OU4-4850GR-3	7/1/2002	5.1		mg/kg			
			OU4-4850GR-4	7/1/2002	4.3		mg/kg			

Area	Group	Address	Sample ID	Sample Date	Result \1		Units	Duplicate Match	Specialty Boring?	Grid Sampled?
			OU4-4850GR-SB-DUP05	7/1/2002	1.5		mg/kg	OU4-4850GR-SB2		
			OU4-4850GR-SB1	7/1/2002	6		mg/kg			
			OU4-4850GR-SB2	7/1/2002	4		mg/kg			
			OU4-4850GR-SB3	7/1/2002	1.6	J	mg/kg			
			OU4-4850GR-SB4	7/1/2002	1.5	J	mg/kg			
			OU4-4850GR-SB5	7/1/2002	1.3	J	mg/kg			
			OU4-4850GR-SB6	7/1/2002	0.88	J	mg/kg			
CSA	***12***	***4850 Rockwood Parkway***							***No***	***Yes + specialty boring***
			OU5-CSA-12-4850RP-1	7/27/2001	18.4		mg/kg			
			OU5-CSA-12-4850RP-2	7/27/2001	84.2		mg/kg			
CTA	***1D***	***4850 Sedgwick Street***							***Yes***	***No***
			OU5-CTA-1D-4850SegS-1	8/21/2001	3.9		mg/kg			
			OU5-CTA-1D-4850SegS-2	8/21/2001	3.1		mg/kg			
			OU5-CTA-1D-4850SegS-3	8/21/2001	2.6		mg/kg			
			OU5-CTA-1D-4850SegS-4	8/21/2001	4.7		mg/kg			
			OU5-CTA-1D-4850SegS-SB1	8/21/2001	2.1	J	mg/kg			
			OU5-CTA-1D-4850SegS-SB2	8/21/2001	1.2	J	mg/kg			
			OU5-CTA-1D-4850SegS-SB3	8/21/2001	1	J	mg/kg			
			OU5-CTA-1D-4850SegS-SB4	8/21/2001	0.59	U	mg/kg			
			OU5-CTA-1D-4850SegS-SB5	8/21/2001	1.4	J	mg/kg			
			OU5-CTA-1D-4850SegS-SB6	8/21/2001	0.59	U	mg/kg			
OU4	***OU4***	***4851 Indian Lane***							***No***	***No***
			OU4-4851IL-1	6/27/2000	4.33	J	mg/kg			
			OU4-4851IL-2	6/27/2000	4.6	J	mg/kg			
			OU4-4851IL-3	6/27/2000	7.53	J	mg/kg			
			OU4-4851IL-4	6/27/2000	4.57	J	mg/kg			
			OU4-4851IL-SB-2	6/27/2000	2.82	J	mg/kg			
			OU4-4851IL-SB-4	6/27/2000	2.42	J	mg/kg			
			OU4-4851IL-SB-6	6/27/2000	1.33	J	mg/kg			
CSA	***4***	***4851 Tilden Street***							***No***	***No***
			OU5-CSA-4-4851TS-1	10/26/2001	4.2		mg/kg			
			OU5-CSA-4-4851TS-2	10/26/2001	4.4		mg/kg			
CSA	***12***	***4852 Indian Lane***							***No***	***No***
			OU5-CSA-12-4852IL-1	10/12/2001	2.8	J	mg/kg			
			OU5-CSA-12-4852IL-2	10/12/2001	4.5		mg/kg			

Area	Group	Address	Sample ID	Sample Date	Result \1	Units	Duplicate Match	Specialty Boring?	Grid Sampled?
CSA	12	4853 Loughboro Road						No	No
			OU5-CSA-12-4853LR-1	2/14/2002	3	mg/kg			
			OU5-CSA-12-4853LR-2	2/14/2002	2.9	mg/kg			
CSA	12	4853 Rockwood Parkway						No	No
			OU5-CSA-12-4853RP-1	7/27/2001	4	mg/kg			
			OU5-CSA-12-4853RP-2	7/27/2001	3.8	mg/kg			
CTA	1D	4853 Sedgwick Street						Yes	Yes
			OU5-CTA-1D-4851-53SegS-1	7/11/2001	8.5	mg/kg			
			OU5-CTA-1D-4851-53SegS-2	7/11/2001	5.9	mg/kg			
			OU5-CTA-1D-4851-53SegS-3	7/11/2001	6.4	mg/kg			
			OU5-CTA-1D-4851-53SegS-4	7/11/2001	17	mg/kg			
			OU5-CTA-1D-4851-53SegS-SB-DUP28	7/11/2001	2.3	mg/kg	OU5-CTA-1D-4851-53SegS-SB8		
			OU5-CTA-1D-4851-53SegS-SB1	7/11/2001	4.8	mg/kg			
			OU5-CTA-1D-4851-53SegS-SB2	7/11/2001	4.5	mg/kg			
			OU5-CTA-1D-4851-53SegS-SB3	7/11/2001	4.7	mg/kg			
			OU5-CTA-1D-4851-53SegS-SB4	7/11/2001	4.3	mg/kg			
			OU5-CTA-1D-4851-53SegS-SB5	7/11/2001	4.4	mg/kg			
			OU5-CTA-1D-4851-53SegS-SB6	7/11/2001	3.3	mg/kg			
			OU5-CTA-1D-4851-53SegS-SB7	7/11/2001	3.7	mg/kg			
			OU5-CTA-1D-4851-53SegS-SB8	7/11/2001	2.4	mg/kg			
			OU5-CTA-1D-4851-53SegS-SB9	7/11/2001	5.6	mg/kg			
OU4	OU4	4855 Glenbrook Road						No	No
			OU4-4855GR-1	10/6/2000	4.58 DJ	mg/kg			
			OU4-4855GR-2	10/6/2000	4.2 DJ	mg/kg			
			OU4-4855GR-3	10/6/2000	4.86 DJ	mg/kg			
			OU4-4855GR-4	10/6/2000	4.11 DJ	mg/kg			
			OU4-4855GR-DUP08	10/6/2000	4.81 DJ	mg/kg			
			OU4-4855GR-SB-1	10/6/2000	2.7 DJ	mg/kg			

Area	Group	Address	Sample ID	Sample Date	Result \1		Units	Duplicate Match	Specialty Boring?	Grid Sampled?
			OU4-4855GR-SB-2	10/6/2000	1.73	DJ	mg/kg			
			OU4-4855GR-SB-3	10/6/2000	2.26	DJ	mg/kg			
			OU4-4855GR-SB-4	10/6/2000	1.19	DJ	mg/kg			
			OU4-4855GR-SB-5	10/6/2000	1.48	DJ	mg/kg			
			OU4-4855GR-SB-6	10/6/2000	2.6	DJ	mg/kg			
CSA	***12***	***4856 Rockwood Parkway***							***No***	***No***
			OU5-CSA-12-4856RP-1	7/27/2001	3.3		mg/kg			
			OU5-CSA-12-4856RP-2	7/27/2001	7.5		mg/kg			
			OU5-CSA-12-4856RP-DUP31	7/27/2001	6.6		mg/kg	OU5-CSA-12-4856RP-2		
CTA	***1D***	***4856 Sedgwick Street***							***Yes***	***No***
			OU5-CTA-1D-4856SegS-1	7/10/2001	3.5		mg/kg			
			OU5-CTA-1D-4856SegS-2	7/10/2001	4.5		mg/kg			
			OU5-CTA-1D-4856SegS-3	7/10/2001	7		mg/kg			
			OU5-CTA-1D-4856SegS-4	7/10/2001	4.9		mg/kg			
			OU5-CTA-1D-4856SegS-SB-1	7/10/2001	4		mg/kg			
			OU5-CTA-1D-4856SegS-SB-2	7/10/2001	0.85	J	mg/kg			
			OU5-CTA-1D-4856SegS-SB-3	7/10/2001	2	J	mg/kg			
			OU5-CTA-1D-4856SegS-SB-4	7/10/2001	4.3		mg/kg			
			OU5-CTA-1D-4856SegS-SB-5	7/10/2001	6.7		mg/kg			
			OU5-CTA-1D-4856SegS-SB-6	7/10/2001	4.3		mg/kg			
			OU5-CTA-1D-4856SegS-SB-7	7/10/2001	2.6	J	mg/kg			
			OU5-CTA-1D-4856SegS-SB-8	7/10/2001	1.7	J	mg/kg			
CSA	***12***	***4859 Rockwood Parkway***							***No***	***No***
			OU5-CSA-12-4859RP-1	10/26/2001	2.9		mg/kg			
			OU5-CSA-12-4859RP-2	10/26/2001	3.2		mg/kg			
CSA	***3***	***4860 Massachusetts Avenue, Lot 7***							***Yes***	***No***
			OU5-CSA-3-L7-1	8/29/2002	5.8		mg/kg			
			OU5-CSA-3-L7-2	8/29/2002	4.7		mg/kg			
			OU5-CSA-3-L7-SB1	8/29/2002	5.1		mg/kg			
			OU5-CSA-3-L7-SB10	8/29/2002	3.3		mg/kg			
			OU5-CSA-3-L7-SB2	8/29/2002	5.9		mg/kg			
			OU5-CSA-3-L7-SB3	8/29/2002	7		mg/kg			
			OU5-CSA-3-L7-SB4	8/29/2002	7.7		mg/kg			
			OU5-CSA-3-L7-SB5	8/29/2002	10		mg/kg			
			OU5-CSA-3-L7-SB6	8/29/2002	5		mg/kg			

Area	Group	Address	Sample ID	Sample Date	Result \1		Units	Duplicate Match	Specialty Boring?	Grid Sampled?
			OU5-CSA-3-L7-SB7	8/29/2002	3.3		mg/kg			
			OU5-CSA-3-L7-SB8	8/29/2002	2.8		mg/kg			
			OU5-CSA-3-L7-SB9	8/29/2002	3.9		mg/kg			
CSA	**12**	**4860 Rockwood Parkway**							**No**	**No**
			OU5-CSA-12-4860RP-1	10/4/2001	2.4	J	mg/kg			
			OU5-CSA-12-4860RP-2	10/4/2001	3.4		mg/kg			
OU4	**OU4**	**4861 Indian Lane**							**No**	**Yes**
			OU4-4861IL-1	9/1/2000	4.12	DJ	mg/kg			
			OU4-4861IL-2	9/1/2000	5.28	DJ	mg/kg			
			OU4-4861IL-3	9/1/2000	5.93	DJ	mg/kg			
			OU4-4861IL-4	9/1/2000	46.2	DJ	mg/kg			
			OU4-4861IL-DUP-01	2/1/2001	4.03	J	mg/kg			
			OU4-4861IL-DUP-03	2/1/2001	6.69	J	mg/kg			
			OU4-4861IL-SB-1	9/1/2000	3.01	DJ	mg/kg			
			OU4-4861IL-SB-10	9/1/2000	1.52	DJ	mg/kg			
			OU4-4861IL-SB-2	9/1/2000	1.18	DJ	mg/kg			
			OU4-4861IL-SB-3	9/1/2000	1.61	DJ	mg/kg			
			OU4-4861IL-SB-4	9/1/2000	2.18	DJ	mg/kg			
			OU4-4861IL-SB-5	9/1/2000	1.41	DJ	mg/kg			
			OU4-4861IL-SB-6	9/1/2000	0.94	JD	mg/kg			
			OU4-4861IL-SB-7	9/1/2000	1	U	mg/kg			
			OU4-4861IL-SB-8	9/1/2000	1.01	U	mg/kg			
			OU4-4861IL-SB-9	9/1/2000	0.97	U	mg/kg			
OU4	**OU4**	**4867 Glenbrook Road**							**No**	**No**
			OU4-4867GR-1	9/26/2000	5.2	DJ	mg/kg			
			OU4-4867GR-2	9/26/2000	4.02	DJ	mg/kg			
			OU4-4867GR-3	9/26/2000	3.63	DJ	mg/kg			
			OU4-4867GR-4	9/26/2000	4.88	DJ	mg/kg			
			OU4-4867GR-SB-1	9/26/2000	2.08	DJ	mg/kg			
			OU4-4867GR-SB-2	9/26/2000	1.19	DJ	mg/kg			
			OU4-4867GR-SB-3	9/26/2000	1.79	DJ	mg/kg			
			OU4-4867GR-SB-4	9/26/2000	1.88	DJ	mg/kg			
			OU4-4867GR-SB-5	9/26/2000	1.43	DJ	mg/kg			
			OU4-4867GR-SB-6	9/26/2000	2.27	DJ	mg/kg			

Area	Group	Address	Sample ID	Sample Date	Result \1	Units	Duplicate Match	Specialty Boring?	Grid Sampled?
OU4	**OU4**	**4869 Glenbrook Road**						**No**	**No**
			OU4-4869GR-1	9/6/2000	6.67 D	mg/kg			
			OU4-4869GR-2	9/6/2000	3.84 D	mg/kg			
			OU4-4869GR-3	9/6/2000	4.09 D	mg/kg			
			OU4-4869GR-4	9/6/2000	3.19 D	mg/kg			
			OU4-4869GR-SB-1	9/6/2000	4.02 B	mg/kg			
			OU4-4869GR-SB-2	9/6/2000	3.07 B	mg/kg			
			OU4-4869GR-SB-3	9/6/2000	3.68 B	mg/kg			
			OU4-4869GR-SB-4	9/6/2000	3.92 D	mg/kg			
			OU4-4869GR-SB-5	9/6/2000	2.1 D	mg/kg			
			OU4-4869GR-SB-6	9/6/2000	2.25 D	mg/kg			
			OU4-4869GR-SB-7	9/6/2000	2.2 D	mg/kg			
			OU4-4869GR-SB-8	9/6/2000	1.44 D	mg/kg			
			OU4-4869GR-SB-9	9/6/2000	0.48 U	mg/kg			
OU4	**OU4**	**4871 Glenbrook Road**						**No**	**Yes**
			OU4-4871GR-1	2/1/2001	4.86	mg/kg			
			OU4-4871GR-2	2/1/2001	20.2	mg/kg			
			OU4-4871GR-3	2/1/2001	6.42	mg/kg			
			OU4-4871GR-4	2/1/2001	3.99	mg/kg			
			OU4-4871GR-DUP01	4/17/2001	5	mg/kg			
			OU4-4871GR-DUP02	4/17/2001	7.1	mg/kg			
			OU4-4871GR-DUP03	4/17/2001	4.6	mg/kg			
			OU4-4871GR-SB-1	2/1/2001	5.04	mg/kg			
			OU4-4871GR-SB-2	2/1/2001	5.19	mg/kg			
			OU4-4871GR-SB-3	2/1/2001	5.3	mg/kg			
			OU4-4871GR-SB-4	2/1/2001	3.92	mg/kg			
			OU4-4871GR-SB-5	2/1/2001	2.79	mg/kg			
			OU4-4871GR-SB-6	2/1/2001	1.01	mg/kg			
			OU4-4871GR-SB-7	2/1/2001	0.67 UJ	mg/kg			
CSA	**12**	**4875 Loughboro Road**						**No**	**No**
			OU5-CSA-12-4875LR-1	11/16/2001	4.8	mg/kg			
			OU5-CSA-12-4875LR-2	11/16/2001	3.2	mg/kg			
OU4	**OU4**	**4880 Glenbrook Road**						**No**	**No**
			OU4-4880GR-1	9/27/2000	2.92 DJ	mg/kg			
			OU4-4880GR-2	9/27/2000	2.92 DJ	mg/kg			

Area	Group	Address	Sample ID	Sample Date	Result \1		Units	Duplicate Match	Specialty Boring?	Grid Sampled?
			OU4-4880GR-3	9/27/2000	3.62	DJ	mg/kg			
			OU4-4880GR-4	9/27/2000	4.62	DJ	mg/kg			
			OU4-4880GR-SB-1	9/27/2000	2.68	DJ	mg/kg			
			OU4-4880GR-SB-10	9/27/2000	0.89	DJ	mg/kg			
			OU4-4880GR-SB-2	9/27/2000	2.7	DJ	mg/kg			
			OU4-4880GR-SB-3	9/27/2000	1.96	DJ	mg/kg			
			OU4-4880GR-SB-4	9/27/2000	3.07	DJ	mg/kg			
			OU4-4880GR-SB-5	9/27/2000	2.8	DJ	mg/kg			
			OU4-4880GR-SB-6	9/27/2000	1.49	DJ	mg/kg			
			OU4-4880GR-SB-7	9/27/2000	1.45	DJ	mg/kg			
			OU4-4880GR-SB-8	9/27/2000	1.06	U	mg/kg			
			OU4-4880GR-SB-9	9/27/2000	1.09	U	mg/kg			
OU4	OU4	4900 Glenbrook Road							No	No
			OU4-4900GR-1	4/12/2001	9.4		mg/kg			
			OU4-4900GR-2	4/12/2001	4.6		mg/kg			
			OU4-4900GR-3	4/12/2001	3.6		mg/kg			
			OU4-4900GR-4	4/12/2001	5		mg/kg			
			OU4-4900GR-SB-1	4/12/2001	4		mg/kg			
			OU4-4900GR-SB-2	4/12/2001	1.5	J	mg/kg			
			OU4-4900GR-SB-3	4/12/2001	2	J	mg/kg			
			OU4-4900GR-SB-4	4/12/2001	1.9	J	mg/kg			
			OU4-4900GR-SB-5	4/12/2001	0.97	J	mg/kg			
			OU4-4900GR-SB-DUP02	4/12/2001	1.1	J	mg/kg	OU4-4900GR-SB-2		
OU4	OU4	4900 Hillbrook Lane							No	No
			OU4-4900HL-1	9/7/2000	5.64	B	mg/kg			
			OU4-4900HL-2	9/7/2000	1.79	B	mg/kg			
			OU4-4900HL-3	9/7/2000	3.51	B	mg/kg			
			OU4-4900HL-4	9/7/2000	4.5	B	mg/kg			
			OU4-4900HL-DUP05	9/7/2000	2.95	B	mg/kg			
			OU4-4900HL-SB-1	9/6/2000	3.59	B	mg/kg			
			OU4-4900HL-SB-10	9/6/2000	1.97	B	mg/kg			
			OU4-4900HL-SB-2	9/6/2000	4.39	B	mg/kg			
			OU4-4900HL-SB-3	9/6/2000	1.83	B	mg/kg			
			OU4-4900HL-SB-4	9/6/2000	1.8	B	mg/kg			
			OU4-4900HL-SB-5	9/6/2000	1.22	B	mg/kg			
			OU4-4900HL-SB-6	9/6/2000	1.47	B	mg/kg			
			OU4-4900HL-SB-7	9/6/2000	1.03	JB	mg/kg			

Area	Group	Address	Sample ID	Sample Date	Result \1		Units	Duplicate Match	Specialty Boring?	Grid Sampled?
			OU4-4900HL-SB-8	9/6/2000	1.54	B	mg/kg			
			OU4-4900HL-SB-9	9/6/2000	1.2	B	mg/kg			
			OU4-4900HL-SB-DUP08	9/6/2000	1.2	B	mg/kg	OU4-4900HL-SB-5		
OU4	**OU4**	**4900 Indian Lane**							**No**	**No**
			OU4-4900IL-1	2/6/2001	3.29	J	mg/kg			
			OU4-4900IL-2	2/6/2001	3.37	J	mg/kg			
			OU4-4900IL-3	2/6/2001	3.23	J	mg/kg			
			OU4-4900IL-4	2/6/2001	3.62	J	mg/kg			
			OU4-4900IL-SB-1	2/6/2001	3.8	J	mg/kg			
			OU4-4900IL-SB-2	2/6/2001	3.67	J	mg/kg			
			OU4-4900IL-SB-3	2/6/2001	1.96	J	mg/kg			
			OU4-4900IL-SB-4	2/6/2001	1.45	J	mg/kg			
			OU4-4900IL-SB-5	2/6/2001	0.805	J	mg/kg			
			OU4-4900IL-SB-6	2/6/2001	1.47		mg/kg			
			OU4-4900IL-SB-DUP03	2/6/2001	2.5		mg/kg	OU4-4900IL-SB-3		
CSA	**3**	**4900 Massachusetts Avenue, Lot 6**							**Yes**	**No**
			OU5-CSA-3-L6-1	8/27/2002	3.8		mg/kg			
			OU5-CSA-3-L6-2	8/27/2002	5.5		mg/kg			
			OU5-CSA-3-L6-SBB1	8/28/2002	2.5		mg/kg			
			OU5-CSA-3-L6-SBB2	8/28/2002	3.9		mg/kg			
			OU5-CSA-3-L6-SBB3	8/28/2002	3.3		mg/kg			
			OU5-CSA-3-L6-SBB4	8/28/2002	2.3		mg/kg			
			OU5-CSA-3-L6-SBB5	8/28/2002	2.9		mg/kg			
			OU5-CSA-3-L6-SBB6	8/28/2002	10.3		mg/kg			
OU4	**OU4**	**4900 Quebec Street**							**No**	**No**
			OU4-4900QS-1	2/5/2001	2.32		mg/kg			
			OU4-4900QS-2	2/5/2001	10.5		mg/kg			
			OU4-4900QS-3	2/5/2001	4.51		mg/kg			
			OU4-4900QS-4	2/5/2001	5.18		mg/kg			
			OU4-4900QS-SBA1	2/5/2001	1.33		mg/kg			
			OU4-4900QS-SBA2	2/5/2001	3.84		mg/kg			
			OU4-4900QS-SBA3	2/5/2001	3.06		mg/kg			
			OU4-4900QS-SBA4	2/5/2001	2.99		mg/kg			
			OU4-4900QS-SBB-2A	6/20/2001	1.6		mg/kg			
			OU4-4900QS-SBB-2B	6/20/2001	11.6		mg/kg			
			OU4-4900QS-SBB-2C	6/20/2001	2.1		mg/kg			

Area	Group	Address	Sample ID	Sample Date	Result \1		Units	Duplicate Match	Specialty Boring?	Grid Sampled?
			OU4-4900QS-SBB-DUP01	6/20/2001	1.46		mg/kg	OU4-4900QS-SBB-2A		
			OU4-4900QS-SBB1	2/5/2001	7.49		mg/kg			
			OU4-4900QS-SBB10	2/5/2001	3.34		mg/kg			
			OU4-4900QS-SBB2	2/5/2001	39.1		mg/kg			
			OU4-4900QS-SBB3	2/5/2001	2.15		mg/kg			
			OU4-4900QS-SBB4	2/5/2001	1.82		mg/kg			
			OU4-4900QS-SBB5	2/5/2001	3		mg/kg			
			OU4-4900QS-SBB6	2/5/2001	2.63		mg/kg			
			OU4-4900QS-SBB7	2/5/2001	3.06		mg/kg			
			OU4-4900QS-SBB8	2/5/2001	3.04		mg/kg			
			OU4-4900QS-SBB9	2/5/2001	4.16		mg/kg			
			OU4-4900QS-SBC1	2/5/2001	3.63		mg/kg			
			OU4-4900QS-SBC10	2/5/2001	1.61		mg/kg			
			OU4-4900QS-SBC2	2/5/2001	1.27		mg/kg			
			OU4-4900QS-SBC3	2/5/2001	2.91		mg/kg			
			OU4-4900QS-SBC4	2/5/2001	2.49		mg/kg			
			OU4-4900QS-SBC5	2/5/2001	1.67		mg/kg			
			OU4-4900QS-SBC6	2/5/2001	1.42		mg/kg			
			OU4-4900QS-SBC7	2/5/2001	2.64		mg/kg			
			OU4-4900QS-SBC8	2/5/2001	2.07		mg/kg			
			OU4-4900QS-SBC9	2/5/2001	1.69		mg/kg			
CTA	**1D**	**4900 Rodman Street**							**No**	**No**
			OU5-CTA-1D-4900RS-1	7/12/2001	7.1		mg/kg			
			OU5-CTA-1D-4900RS-2	7/12/2001	4.7		mg/kg			
			OU5-CTA-1D-4900RS-3	7/12/2001	5.5		mg/kg			
			OU5-CTA-1D-4900RS-4	7/12/2001	8.4		mg/kg			
			OU5-CTA-1D-4900RS-DUP21	7/12/2001	5		mg/kg	OU5-CTA-1D-4900RS-3		
			OU5-CTA-1D-4900RS-SB-1	7/12/2001	3		mg/kg			
			OU5-CTA-1D-4900RS-SB-2	7/12/2001	2.5		mg/kg			
			OU5-CTA-1D-4900RS-SB-3	7/12/2001	1.6	J	mg/kg			
			OU5-CTA-1D-4900RS-SB-4	7/12/2001	2.4		mg/kg			
			OU5-CTA-1D-4900RS-SB-5	7/12/2001	1	J	mg/kg			
			OU5-CTA-1D-4900RS-SB-6	7/12/2001	2.8		mg/kg			
CTA	**1D**	**4900 Sedgwick Street**							**Yes**	**No**
			OU5-CTA-1D-4900SegS-1	7/2/2001	8.9		mg/kg			
			OU5-CTA-1D-4900SegS-2	7/2/2001	4.9		mg/kg			
			OU5-CTA-1D-4900SegS-3	7/2/2001	8.1		mg/kg			

Area	Group	Address	Sample ID	Sample Date	Result \1		Units	Duplicate Match	Specialty Boring?	Grid Sampled?
			OU5-CTA-1D-4900SegS-4	7/2/2001	6.1		mg/kg			
			OU5-CTA-1D-4900SegS-SB-1	7/2/2001	3.3		mg/kg			
			OU5-CTA-1D-4900SegS-SB-2	7/2/2001	0.41	U	mg/kg			
			OU5-CTA-1D-4900SegS-SB-3	7/2/2001	5.6		mg/kg			
			OU5-CTA-1D-4900SegS-SB-4	7/2/2001	0.42	U	mg/kg			
			OU5-CTA-1D-4900SegS-SB-5	7/2/2001	1.3	J	mg/kg			
			OU5-CTA-1D-4900SegS-SB-6	7/2/2001	0.49	J	mg/kg			
OU4	***OU4***	***4901 Glenbrook Road***							***No***	***No***
			OU4-4901GR-1	11/1/2000	6.21	DJ	mg/kg			
			OU4-4901GR-2	11/1/2000	4.11	DJ	mg/kg			
			OU4-4901GR-3	11/1/2000	6.52	DJ	mg/kg			
			OU4-4901GR-4	11/1/2000	4.38	DJ	mg/kg			
			OU4-4901GR-DUP07	11/1/2000	6.38	DJ	mg/kg			
			OU4-4901GR-SB-1	11/1/2000	1.15	DJ	mg/kg			
			OU4-4901GR-SB-2	11/1/2000	1.08	UJ	mg/kg			
			OU4-4901GR-SB-3	11/1/2000	1.47	DJ	mg/kg			
			OU4-4901GR-SB-4	11/1/2000	1.11	UJ	mg/kg			
			OU4-4901GR-SB-5	11/1/2000	1.06	UJ	mg/kg			
			OU4-4901GR-SB-6	11/1/2000	1.05	UJ	mg/kg			
			OU4-4901GR-SB-7	11/1/2000	1.06	UJ	mg/kg			
CSA	***11***	***4901 Hillbrook Lane***							***Yes***	***No***
			OU5-CSA-11-4901HL-1	9/7/2001	4.3		mg/kg			
			OU5-CSA-11-4901HL-2	9/7/2001	4.3		mg/kg			
			OU5-CSA-11-4901HL-SB1	9/7/2001	2.2		mg/kg			
			OU5-CSA-11-4901HL-SB2	9/7/2001	1.1	J	mg/kg			
			OU5-CSA-11-4901HL-SB3	9/7/2001	3.3		mg/kg			
			OU5-CSA-11-4901HL-SB4	9/7/2001	1.4	J	mg/kg			
			OU5-CSA-11-4901HL-SB5	9/7/2001	1.8	J	mg/kg			
			OU5-CSA-11-4901HL-SB6	9/7/2001	1.7	J	mg/kg			
OU4	***OU4***	***4901 Indian Lane***							***No***	***No***
			OU4-4901IL-1	8/29/2000	5.32		mg/kg			
			OU4-4901IL-2	8/29/2000	5.79		mg/kg			
			OU4-4901IL-3	8/29/2000	8.39		mg/kg			
			OU4-4901IL-4	8/29/2000	4.71		mg/kg			
			OU4-4901IL-SB-1	8/29/2000	4.21		mg/kg			
			OU4-4901IL-SB-2	8/29/2000	5.48		mg/kg			

Area	Group	Address	Sample ID	Sample Date	Result \1	Units	Duplicate Match	Specialty Boring?	Grid Sampled?
			OU4-4901IL-SB-3	8/29/2000	2.78	mg/kg			
			OU4-4901IL-SB-4	8/29/2000	2.36	mg/kg			
			OU4-4901IL-SB-5	8/29/2000	2.21	mg/kg			
			OU4-4901IL-SB-6	8/29/2000	2.9	mg/kg			
CSA	**12**	**4901 Loughboro Road**						**No**	**No**
			OU5-CSA-12-4901LR-1	7/25/2001	3.6	mg/kg			
			OU5-CSA-12-4901LR-2	7/25/2001	4.5	mg/kg			
CSA	**11**	**4901 Quebec Street**						**No**	**No**
			OU5-CSA-11-4901QS-1	7/20/2001	4.9	mg/kg			
			OU5-CSA-11-4901QS-2	7/20/2001	5.5	mg/kg			
CTA	**1D**	**4901 Rodman Street**						**No**	**Yes**
			OU5-CTA-1D-4901RS-1	7/17/2001	4.7	mg/kg			
			OU5-CTA-1D-4901RS-2	7/17/2001	25.4	mg/kg			
			OU5-CTA-1D-4901RS-3	7/17/2001	11.6	mg/kg			
			OU5-CTA-1D-4901RS-4	7/17/2001	20.9	mg/kg			
			OU5-CTA-1D-4901RS-SB-1	7/17/2001	3.5	mg/kg			
			OU5-CTA-1D-4901RS-SB-2	7/17/2001	2.4	mg/kg			
			OU5-CTA-1D-4901RS-SB-3	7/17/2001	1.8 J	mg/kg			
			OU5-CTA-1D-4901RS-SB-4	7/17/2001	1.4 J	mg/kg			
			OU5-CTA-1D-4901RS-SB-5	7/17/2001	2.6	mg/kg			
			OU5-CTA-1D-4901RS-SB-6	7/17/2001	3.3	mg/kg			
			OU5-CTA-1D-4901RS-SB-DUP32	7/17/2001	1.5 J	mg/kg	OU5-CTA-1D-4901RS-SB-4		
CTA	**1D**	**4901 Tilden Street**						**No**	**No**
			OU5-CTA-1D-4901TS-1	4/24/2002	7.9	mg/kg			
			OU5-CTA-1D-4901TS-2	4/24/2002	5.1	mg/kg			
			OU5-CTA-1D-4901TS-3	4/24/2002	5.6	mg/kg			
			OU5-CTA-1D-4901TS-4	4/24/2002	3.4	mg/kg			
			OU5-CTA-1D-4901TS-SB-DUP108	4/24/2002	1.3 J	mg/kg	OU5-CTA-1D-4901TS-SB6		
			OU5-CTA-1D-4901TS-SB1	4/24/2002	6.7	mg/kg			
			OU5-CTA-1D-4901TS-SB2	4/24/2002	0.69 J	mg/kg			
			OU5-CTA-1D-4901TS-SB3	4/24/2002	1.9	mg/kg			
			OU5-CTA-1D-4901TS-SB4	4/24/2002	1.2 J	mg/kg			
			OU5-CTA-1D-4901TS-SB5	4/24/2002	1.4 J	mg/kg			
			OU5-CTA-1D-4901TS-SB6	4/24/2002	1.3 J	mg/kg			

Area	Group	Address	Sample ID	Sample Date	Result \1	Units	Duplicate Match	Specialty Boring?	Grid Sampled?
CSA	12	4903 Rockwood Parkway						No	No
			OU5-CSA-12-4903RP-1	7/27/2001	3.9	mg/kg			
			OU5-CSA-12-4903RP-2	7/27/2001	3.1	mg/kg			
CTA	1D	4905 Rodman Street						No	No
			OU5-CTA-1D-4905RS-1	7/12/2001	5.9	mg/kg			
			OU5-CTA-1D-4905RS-2	7/12/2001	5	mg/kg			
			OU5-CTA-1D-4905RS-3	7/12/2001	9.8	mg/kg			
			OU5-CTA-1D-4905RS-4	7/12/2001	6.2	mg/kg			
			OU5-CTA-1D-4905RS-SB-1	7/12/2001	3.2	mg/kg			
			OU5-CTA-1D-4905RS-SB-2	7/12/2001	2.2 J	mg/kg			
			OU5-CTA-1D-4905RS-SB-3	7/12/2001	1.7 J	mg/kg			
			OU5-CTA-1D-4905RS-SB-4	7/12/2001	2.7	mg/kg			
			OU5-CTA-1D-4905RS-SB-5	7/12/2001	1.5 J	mg/kg			
			OU5-CTA-1D-4905RS-SB-6	7/12/2001	1.9 J	mg/kg			
CSA	12	4907 Indian Lane						No	Yes + 1' arsenic boring
			OU5-CSA-12-4907IL-1	5/31/2001	18	mg/kg			
			OU5-CSA-12-4907IL-2	5/31/2001	9.7	mg/kg			
CSA	12	4907 Rockwood Parkway						No	No
			OU5-CSA-12-4907RP-1	7/27/2001	4.5	mg/kg			
			OU5-CSA-12-4907RP-2	7/27/2001	3.3	mg/kg			
CTA	1D	4907 Tilden Street						No	No
			OU5-CTA-1D-4907TS-1	6/8/2001	4.7	mg/kg			
			OU5-CTA-1D-4907TS-2	6/8/2001	6.5	mg/kg			
			OU5-CTA-1D-4907TS-3	6/8/2001	5.8	mg/kg			
			OU5-CTA-1D-4907TS-4	6/8/2001	4	mg/kg			
			OU5-CTA-1D-4907TS-SB-1	6/8/2001	2.3 J	mg/kg			
			OU5-CTA-1D-4907TS-SB-2	6/8/2001	1.9 J	mg/kg			
			OU5-CTA-1D-4907TS-SB-3	6/8/2001	2.2 J	mg/kg			
			OU5-CTA-1D-4907TS-SB-4	6/8/2001	3.6	mg/kg			
			OU5-CTA-1D-4907TS-SB-5	6/8/2001	4.7	mg/kg			
			OU5-CTA-1D-4907TS-SB-6	6/8/2001	2.4	mg/kg			
			OU5-CTA-1D-4907TS-SB-7	6/8/2001	0.93 J	mg/kg			
CTA	1D	4907 Upton Street						No	No
			OU5-CTA-1D-4907US-1	7/12/2001	6.9	mg/kg			

Area	Group	Address	Sample ID	Sample Date	Result \1		Units	Duplicate Match	Specialty Boring?	Grid Sampled?
			OU5-CTA-1D-4907US-2	7/12/2001	5.1		mg/kg			
			OU5-CTA-1D-4907US-3	7/12/2001	6.4		mg/kg			
			OU5-CTA-1D-4907US-4	7/12/2001	6.3		mg/kg			
			OU5-CTA-1D-4907US-SB-1	7/12/2001	3.6		mg/kg			
			OU5-CTA-1D-4907US-SB-2	7/12/2001	2	J	mg/kg			
			OU5-CTA-1D-4907US-SB-3	7/12/2001	3.5		mg/kg			
			OU5-CTA-1D-4907US-SB-4	7/12/2001	2	J	mg/kg			
			OU5-CTA-1D-4907US-SB-5	7/12/2001	1.1	J	mg/kg			
			OU5-CTA-1D-4907US-SB-6	7/12/2001	0.82	J	mg/kg			
			OU5-CTA-1D-4907US-SB-7	7/12/2001	0.71	J	mg/kg			
CTA	1D	4908 Upton Street							No	No
			OU5-CTA-1D-4908US-1	7/17/2001	4.5		mg/kg			
			OU5-CTA-1D-4908US-2	7/17/2001	5.5		mg/kg			
			OU5-CTA-1D-4908US-3	7/17/2001	3.5		mg/kg			
			OU5-CTA-1D-4908US-4	7/17/2001	4.1		mg/kg			
			OU5-CTA-1D-4908US-SB-1	7/17/2001	2.4		mg/kg			
			OU5-CTA-1D-4908US-SB-2	7/17/2001	2.9		mg/kg			
			OU5-CTA-1D-4908US-SB-3	7/17/2001	2.2	J	mg/kg			
			OU5-CTA-1D-4908US-SB-4	7/17/2001	2.3		mg/kg			
			OU5-CTA-1D-4908US-SB-5	7/17/2001	3.3		mg/kg			
			OU5-CTA-1D-4908US-SB-6	7/17/2001	6.1		mg/kg			
CTA	1D	4909 Rodman Street							No	No
			OU5-CTA-1D-4909RS-1	6/8/2001	5.6		mg/kg			
			OU5-CTA-1D-4909RS-2	6/8/2001	5.3		mg/kg			
			OU5-CTA-1D-4909RS-3	6/8/2001	11.6		mg/kg			
			OU5-CTA-1D-4909RS-4	6/8/2001	6.8		mg/kg			
			OU5-CTA-1D-4909RS-SB-1	6/8/2001	2.9		mg/kg			
			OU5-CTA-1D-4909RS-SB-2	6/8/2001	2	J	mg/kg			
			OU5-CTA-1D-4909RS-SB-3	6/8/2001	0.64	J	mg/kg			
			OU5-CTA-1D-4909RS-SB-4	6/8/2001	1.9	J	mg/kg			
			OU5-CTA-1D-4909RS-SB-5	6/8/2001	0.36	U	mg/kg			
			OU5-CTA-1D-4909RS-SB-6	6/8/2001	0.61	J	mg/kg			
CSA	11	4910 Hillbrook Lane							No	No
			OU5-CSA-11-4910(HL)-1	7/25/2001	2.9		mg/kg			
			OU5-CSA-11-4910(HL)-2	7/25/2001	6.3		mg/kg			

Area	Group	Address	Sample ID	Sample Date	Result \1	Units	Duplicate Match	Specialty Boring?	Grid Sampled?
CSA	12	4910 Indian Lane						No	No
			OU5-CSA-12-4910IL-1	1/10/2002	4.2	mg/kg			
			OU5-CSA-12-4910IL-2	1/10/2002	5.6	mg/kg			
			OU5-CSA-12-4910IL-DUP103	1/10/2002	3.3	mg/kg	OU5-CSA-12-4910IL-2		
CSA	3	4910 Massachusetts Avenue, Lot 3						No	No
			OU5-CSA-3-L3-1	8/27/2002	3.3	mg/kg			
			OU5-CSA-3-L3-2	8/27/2002	3.8	mg/kg			
CTA	1D	4910 Sedgwick Street						Yes	No
			OU5-CTA-1D-4910SegS-1	6/25/2001	6.3	mg/kg			
			OU5-CTA-1D-4910SegS-2	6/25/2001	6.1	mg/kg			
			OU5-CTA-1D-4910SegS-3	6/25/2001	6.1	mg/kg			
			OU5-CTA-1D-4910SegS-4	6/25/2001	7.6	mg/kg			
			OU5-CTA-1D-4910SegS-DUP11	6/25/2001	7	mg/kg	OU5-CTA-1D-4910SegS-4		
			OU5-CTA-1D-4910SegS-SB-1	6/25/2001	6.3	mg/kg			
			OU5-CTA-1D-4910SegS-SB-2	6/25/2001	4.7	mg/kg			
			OU5-CTA-1D-4910SegS-SB-3	6/25/2001	3.1	mg/kg			
			OU5-CTA-1D-4910SegS-SB-4	6/25/2001	3.4	mg/kg			
			OU5-CTA-1D-4910SegS-SB-5	6/25/2001	2.3	mg/kg			
			OU5-CTA-1D-4910SegS-SB-6	6/25/2001	1.1 J	mg/kg			
			OU5-CTA-1D-4910SegS-SB-7	6/25/2001	1.2 J	mg/kg			
CSA	12	4911 Loughboro Road						No	No
			OU5-CSA-12-4911LR-1	12/5/2001	2.8 J	mg/kg			
			OU5-CSA-12-4911LR-2	12/5/2001	7.1 J	mg/kg			
			OU5-CSA-12-4911LR-DUP97	12/5/2001	2.7 J	mg/kg	OU5-CSA-12-4911LR-1		
CSA	11	4911 Quebec Street						Yes	No
			OU5-CSA-11-4911QS-1	9/7/2001	3.5	mg/kg			
			OU5-CSA-11-4911QS-2	9/7/2001	3.6	mg/kg			
			OU5-CSA-11-4911QS-SB-DUP69	9/7/2001	3.1	mg/kg	OU5-CSA-11-4911QS-SB4		
			OU5-CSA-11-4911QS-SB1	9/7/2001	3.3	mg/kg			
			OU5-CSA-11-4911QS-SB2	9/7/2001	1.8 J	mg/kg			
			OU5-CSA-11-4911QS-SB3	9/7/2001	1.5 J	mg/kg			
			OU5-CSA-11-4911QS-SB4	9/7/2001	2.7	mg/kg			
			OU5-CSA-11-4911QS-SB5	9/7/2001	2.8	mg/kg			

Area	Group	Address	Sample ID	Sample Date	Result \1		Units	Duplicate Match	Specialty Boring?	Grid Sampled?
			OU5-CSA-11-4911QS-SB6	9/7/2001	4.3		mg/kg			
CTA	**1D**	**4911 Sedgwick Street**							**Yes**	**No**
			OU5-CTA-1D-4911SegS-1	6/19/2001	4.6	K	mg/kg			
			OU5-CTA-1D-4911SegS-2	6/19/2001	4.5	K	mg/kg			
			OU5-CTA-1D-4911SegS-3	6/19/2001	3.7	K	mg/kg			
			OU5-CTA-1D-4911SegS-4	6/19/2001	4.6	K	mg/kg			
			OU5-CTA-1D-4911SegS-SB1	6/19/2001	3.3		mg/kg			
			OU5-CTA-1D-4911SegS-SB10	6/19/2001	0.99	J	mg/kg			
			OU5-CTA-1D-4911SegS-SB2	6/19/2001	1.6	J	mg/kg			
			OU5-CTA-1D-4911SegS-SB3	6/19/2001	2.7		mg/kg			
			OU5-CTA-1D-4911SegS-SB4	6/19/2001	4.5		mg/kg			
			OU5-CTA-1D-4911SegS-SB5	6/19/2001	2	J	mg/kg			
			OU5-CTA-1D-4911SegS-SB6	6/19/2001	4		mg/kg			
			OU5-CTA-1D-4911SegS-SB7	6/19/2001	1.9	J	mg/kg			
			OU5-CTA-1D-4911SegS-SB8	6/19/2001	3.5		mg/kg			
			OU5-CTA-1D-4911SegS-SB9	6/19/2001	2.3	J	mg/kg			
CTA	**1D**	**4911 Tilden Street**							**No**	**No**
			OU5-CTA-1D-4911TS-1	7/10/2001	5		mg/kg			
			OU5-CTA-1D-4911TS-2	7/10/2001	3.8		mg/kg			
			OU5-CTA-1D-4911TS-3	7/10/2001	3.9		mg/kg			
			OU5-CTA-1D-4911TS-4	7/10/2001	5.4		mg/kg			
			OU5-CTA-1D-4911TS-SB-DUP27	7/10/2001	2.3		mg/kg	OU5-CTA-1D-4911TS-SB3		
			OU5-CTA-1D-4911TS-SB1	7/10/2001	3.6		mg/kg			
			OU5-CTA-1D-4911TS-SB2	7/10/2001	3.2		mg/kg			
			OU5-CTA-1D-4911TS-SB3	7/10/2001	2.9		mg/kg			
			OU5-CTA-1D-4911TS-SB4	7/10/2001	3.9		mg/kg			
			OU5-CTA-1D-4911TS-SB5	7/10/2001	1.8	J	mg/kg			
			OU5-CTA-1D-4911TS-SB6	7/10/2001	1.6	J	mg/kg			
			OU5-CTA-1D-4911TS-SB7	7/10/2001	0.91	J	mg/kg			
			OU5-CTA-1D-4911TS-SB8	7/10/2001	1.1	J	mg/kg			
			OU5-CTA-1D-4911TS-SB9	7/10/2001	1.2	J	mg/kg			
CTA	**1A**	**4911 Van Ness Street**							**No**	**Yes**
			OU5-CTA-1A-4911VNS-1	6/27/2001	5.6		mg/kg			
			OU5-CTA-1A-4911VNS-2	6/27/2001	6.3		mg/kg			
			OU5-CTA-1A-4911VNS-3	6/27/2001	12.6		mg/kg			

Area	Group	Address	Sample ID	Sample Date	Result \1		Units	Duplicate Match	Specialty Boring?	Grid Sampled?
			OU5-CTA-1A-4911VNS-4	6/27/2001	14.4		mg/kg			
			OU5-CTA-1A-4911VNS-SB-1	6/27/2001	3.4		mg/kg			
			OU5-CTA-1A-4911VNS-SB-2	6/27/2001	2.7		mg/kg			
			OU5-CTA-1A-4911VNS-SB-3	6/27/2001	2	J	mg/kg			
			OU5-CTA-1A-4911VNS-SB-4	6/27/2001	1.3	J	mg/kg			
			OU5-CTA-1A-4911VNS-SB-5	6/27/2001	1.7	J	mg/kg			
			OU5-CTA-1A-4911VNS-SB-6	6/27/2001	2.2		mg/kg			
CSA	**11**	**4912 Quebec Street**							**Yes**	**No**
			OU5-CSA-11-4912QS-1	8/1/2001	8.3		mg/kg			
			OU5-CSA-11-4912QS-2	8/1/2001	3.8		mg/kg			
			OU5-CSA-11-4912QS-DUP33	8/1/2001	4.8		mg/kg	OU5-CSA-11-4912QS-1		
			OU5-CSA-11-4912QS-SB1	8/1/2001	1.8	J	mg/kg			
			OU5-CSA-11-4912QS-SB2	8/1/2001	2.4		mg/kg			
			OU5-CSA-11-4912QS-SB3	8/1/2001	1.6	J	mg/kg			
			OU5-CSA-11-4912QS-SB4	8/1/2001	1.5	J	mg/kg			
			OU5-CSA-11-4912QS-SB5	8/1/2001	1.4	J	mg/kg			
			OU5-CSA-11-4912QS-SB6	8/1/2001	2.7		mg/kg			
CTA	**1D**	**4912 Tilden Street**							**No**	**No**
			OU5-CTA-1D-4912TS-1	7/17/2001	4.3		mg/kg			
			OU5-CTA-1D-4912TS-2	7/17/2001	4.5		mg/kg			
			OU5-CTA-1D-4912TS-3	7/17/2001	4.3		mg/kg			
			OU5-CTA-1D-4912TS-4	7/17/2001	4.4		mg/kg			
			OU5-CTA-1D-4912TS-SB1	7/17/2001	7		mg/kg			
			OU5-CTA-1D-4912TS-SB2	7/17/2001	2.5		mg/kg			
			OU5-CTA-1D-4912TS-SB3	7/17/2001	1.7	J	mg/kg			
			OU5-CTA-1D-4912TS-SB4	7/17/2001	1.4	J	mg/kg			
			OU5-CTA-1D-4912TS-SB5	7/17/2001	0.94	J	mg/kg			
			OU5-CTA-1D-4912TS-SB6	7/17/2001	0.76	J	mg/kg			
CTA	**1D**	**4912 Van Ness Street**							**No**	**No**
			OU5-CTA-1D-4912VNS-1	10/9/2001	3.2		mg/kg			
			OU5-CTA-1D-4912VNS-2	10/9/2001	10.9		mg/kg			
			OU5-CTA-1D-4912VNS-3	10/9/2001	4.3		mg/kg			
			OU5-CTA-1D-4912VNS-4	10/9/2001	4.1		mg/kg			
			OU5-CTA-1D-4912VNS-SB1	10/9/2001	2.5		mg/kg			
			OU5-CTA-1D-4912VNS-SB2	10/9/2001	7		mg/kg			
			OU5-CTA-1D-4912VNS-SB3	10/9/2001	3.5		mg/kg			

Area	Group	Address	Sample ID	Sample Date	Result \1		Units	Duplicate Match	Specialty Boring?	Grid Sampled?
			OU5-CTA-1D-4912VNS-SB4	10/9/2001	2.1	J	mg/kg			
			OU5-CTA-1D-4912VNS-SB5	10/9/2001	1.7	J	mg/kg			
			OU5-CTA-1D-4912VNS-SB6	10/9/2001	0.75	J	mg/kg			
CTA	**1D**	**4913 Rodman Street**							**No**	**No**
			OU5-CTA-1D-4913RS-1	6/12/2001	3.4		mg/kg			
			OU5-CTA-1D-4913RS-2	6/12/2001	3.7		mg/kg			
			OU5-CTA-1D-4913RS-3	6/12/2001	4.1		mg/kg			
			OU5-CTA-1D-4913RS-4	6/12/2001	3.2		mg/kg			
			OU5-CTA-1D-4913RS-SB-1	6/12/2001	1.3	J	mg/kg			
			OU5-CTA-1D-4913RS-SB-2	6/12/2001	1.5	J	mg/kg			
			OU5-CTA-1D-4913RS-SB-3	6/12/2001	2	J	mg/kg			
			OU5-CTA-1D-4913RS-SB-4	6/12/2001	5.2		mg/kg			
			OU5-CTA-1D-4913RS-SB-5	6/12/2001	5.6		mg/kg			
			OU5-CTA-1D-4913RS-SB-6	6/12/2001	2.5		mg/kg			
			OU5-CTA-1D-4913RS-SB-7	6/12/2001	3		mg/kg			
			OU5-CTA-1D-4913RS-SB-8	6/12/2001	1.9	J	mg/kg			
			OU5-CTA-1D-4913RS-SB-9	6/12/2001	0.46	J	mg/kg			
CTA	**1D**	**4913 Upton Street**							**No**	**No**
			OU5-CTA-1D-4913US-1	8/29/2001	5.8	L	mg/kg			
			OU5-CTA-1D-4913US-2	8/29/2001	5.6	L	mg/kg			
			OU5-CTA-1D-4913US-3	8/29/2001	3.1	L	mg/kg			
			OU5-CTA-1D-4913US-4	8/29/2001	5.5	L	mg/kg			
			OU5-CTA-1D-4913US-SB1	8/29/2001	2.5	L	mg/kg			
			OU5-CTA-1D-4913US-SB2	8/29/2001	1.9	JL	mg/kg			
			OU5-CTA-1D-4913US-SB3	8/29/2001	3.4	L	mg/kg			
			OU5-CTA-1D-4913US-SB4	8/29/2001	2.5	L	mg/kg			
			OU5-CTA-1D-4913US-SB5	8/29/2001	1.2	JL	mg/kg			
			OU5-CTA-1D-4913US-SB6	8/29/2001	1.2	JL	mg/kg			
CSA	**12**	**4914 Glenbrook Road**							**No**	**No**
			OU5-CSA-12-4914GR-1	8/10/2001	5.8		mg/kg			
			OU5-CSA-12-4914GR-2	8/10/2001	3.4		mg/kg			
CTA	**1D**	**4914 Sedgwick Street**							**No**	**No**
			OU5-CTA-1D-4914SegS-1	7/17/2001	4.2		mg/kg			
			OU5-CTA-1D-4914SegS-2	7/17/2001	5.1		mg/kg			
			OU5-CTA-1D-4914SegS-3	7/17/2001	5.3		mg/kg			

Area	Group	Address	Sample ID	Sample Date	Result \1		Units	Duplicate Match	Specialty Boring?	Grid Sampled?
			OU5-CTA-1D-4914SegS-4	7/17/2001	5.6		mg/kg			
			OU5-CTA-1D-4914SegS-SB1	7/17/2001	3.2		mg/kg			
			OU5-CTA-1D-4914SegS-SB2	7/17/2001	1.9	J	mg/kg			
			OU5-CTA-1D-4914SegS-SB3	7/17/2001	3.5		mg/kg			
			OU5-CTA-1D-4914SegS-SB4	7/17/2001	0.96	J	mg/kg			
			OU5-CTA-1D-4914SegS-SB5	7/17/2001	1.8	J	mg/kg			
			OU5-CTA-1D-4914SegS-SB6	7/17/2001	0.97	J	mg/kg			
			OU5-CTA-1D-4914SegS-SBDUP34	7/17/2001	1.9	J	mg/kg	OU5-CTA-1D-4914SegS-SB4		
CTA	***1D***	***4914 Upton Street***							***No***	***No***
			OU5-CTA-1D-4914US-1	7/9/2001	3.6		mg/kg			
			OU5-CTA-1D-4914US-2	7/9/2001	3.5		mg/kg			
			OU5-CTA-1D-4914US-3	7/9/2001	3.7		mg/kg			
			OU5-CTA-1D-4914US-4	7/9/2001	2.8		mg/kg			
			OU5-CTA-1D-4914US-SB1	7/9/2001	1.5	J	mg/kg			
			OU5-CTA-1D-4914US-SB2	7/9/2001	1.3	J	mg/kg			
			OU5-CTA-1D-4914US-SB3	7/9/2001	0.81	J	mg/kg			
			OU5-CTA-1D-4914US-SB4	7/9/2001	1.1	J	mg/kg			
			OU5-CTA-1D-4914US-SB5	7/9/2001	1.5	J	mg/kg			
			OU5-CTA-1D-4914US-SB6	7/9/2001	0.92	J	mg/kg			
OU4	***OU4***	***4915 Glenbrook Road***							***No***	***No***
			OU4-4915GR-1	7/1/2002	4		mg/kg			
			OU4-4915GR-2	7/1/2002	2.8		mg/kg			
			OU4-4915GR-3	7/1/2002	4.9		mg/kg			
			OU4-4915GR-4	7/1/2002	4.3		mg/kg			
			OU4-4915GR-DUP03	7/1/2002	4.6		mg/kg	OU4-4915GR-SB4		
			OU4-4915GR-SB1	7/1/2002	3.6		mg/kg			
			OU4-4915GR-SB2	7/1/2002	4.1		mg/kg			
			OU4-4915GR-SB3	7/1/2002	2.3		mg/kg			
			OU4-4915GR-SB4	7/1/2002	2.1		mg/kg			
			OU4-4915GR-SB5	7/1/2002	1.1	J	mg/kg			
			OU4-4915GR-SB6	7/1/2002	1.6		mg/kg			
CSA	***11***	***4915 Hillbrook Lane***							***No***	***No***
			OU5-CSA-11-4915HL-1	7/27/2001	7.1		mg/kg			
			OU5-CSA-11-4915HL-2	7/27/2001	3.9		mg/kg			

Area	Group	Address	Sample ID	Sample Date	Result \1	Units	Duplicate Match	Specialty Boring?	Grid Sampled?
CSA	12	4915 Indian Lane						No	No
			OU5-CSA-12-4915IL-1	9/20/2001	4.5	mg/kg			
			OU5-CSA-12-4915IL-2	9/20/2001	4.1	mg/kg			
			OU5-CSA-12-4915IL-DUP63	9/20/2001	3.1	mg/kg	OU5-CSA-12-4915IL-2		
CTA	1D	4915 Sedgwick Street						No	No
			OU5-CTA-1D-4915SegS-1	6/19/2001	10.5	mg/kg			
			OU5-CTA-1D-4915SegS-2	6/19/2001	11.9	mg/kg			
			OU5-CTA-1D-4915SegS-3	6/19/2001	8.7	mg/kg			
			OU5-CTA-1D-4915SegS-4	6/19/2001	10	mg/kg			
			OU5-CTA-1D-4915SegS-SB1	6/19/2001	4.4	mg/kg			
			OU5-CTA-1D-4915SegS-SB2	6/19/2001	2.2 J	mg/kg			
			OU5-CTA-1D-4915SegS-SB3	6/19/2001	1.2 J	mg/kg			
			OU5-CTA-1D-4915SegS-SB4	6/19/2001	2 J	mg/kg			
			OU5-CTA-1D-4915SegS-SB5	6/19/2001	4.1	mg/kg			
			OU5-CTA-1D-4915SegS-SB6	6/19/2001	4.8	mg/kg			
			OU5-CTA-1D-4915SegS-SB7	6/19/2001	4.1	mg/kg			
			OU5-CTA-1D-4915SegS-SB8	6/19/2001	1.1 J	mg/kg			
			OU5-CTA-1D-4915SegS-SB9	6/19/2001	1.2 J	mg/kg			
CTA	1A	4915 Van Ness Street						Yes	Yes
			OU5-CTA-1A-4915VNS-1	11/12/2001	17.2	mg/kg			
			OU5-CTA-1A-4915VNS-2	11/12/2001	4	mg/kg			
			OU5-CTA-1A-4915VNS-3	11/12/2001	4.8	mg/kg			
			OU5-CTA-1A-4915VNS-4	11/12/2001	6.4	mg/kg			
			OU5-CTA-1A-4915VNS-DUP88	11/12/2001	5.8	mg/kg	OU5-CTA-1A-4915VNS-4		
			OU5-CTA-1A-4915VNS-SB1	11/12/2001	3.2	mg/kg			
			OU5-CTA-1A-4915VNS-SB2	11/12/2001	0.82 J	mg/kg			
			OU5-CTA-1A-4915VNS-SB3	11/12/2001	2 J	mg/kg			
			OU5-CTA-1A-4915VNS-SB4	11/12/2001	1.2 J	mg/kg			
			OU5-CTA-1A-4915VNS-SB5	11/12/2001	0.7 J	mg/kg			
			OU5-CTA-1A-4915VNS-SB6	11/12/2001	0.57 U	mg/kg			
CTA	1A	4915Vacant Van Ness Street, Lot 3						No	No
			OU5-CTA-1A-L3-1	8/29/2002	7.4	mg/kg			
			OU5-CTA-1A-L3-2	8/29/2002	18.2	mg/kg			
			OU5-CTA-1A-L3-3	8/29/2002	13.9	mg/kg			
			OU5-CTA-1A-L3-4	8/29/2002	5.2	mg/kg			

Area	Group	Address	Sample ID	Sample Date	Result \1		Units	Duplicate Match	Specialty Boring?	Grid Sampled?
			OU5-CTA-1A-L3-SB1	8/29/2002	5.2		mg/kg			
			OU5-CTA-1A-L3-SB2	8/29/2002	3.3		mg/kg			
			OU5-CTA-1A-L3-SB3	8/29/2002	2.4		mg/kg			
CSA	***12***	***4916 Indian Lane***							***No***	***No***
			OU5-CSA-12-4916IL-1	1/10/2002	4		mg/kg			
			OU5-CSA-12-4916IL-2	1/10/2002	2.7		mg/kg			
CSA	***12***	***4916 Rockwood Parkway***							***No***	***No***
			OU5-CSA-12-4916RP-1	7/27/2001	3.6		mg/kg			
			OU5-CSA-12-4916RP-2	7/27/2001	1.8	J	mg/kg			
CTA	***1D***	***4916 Van Ness Street***							***No***	***No***
			OU5-CTA-1D-4916VNS-1	7/19/2001	7.4		mg/kg			
			OU5-CTA-1D-4916VNS-2	7/19/2001	8.2		mg/kg			
			OU5-CTA-1D-4916VNS-3	7/19/2001	4.8		mg/kg			
			OU5-CTA-1D-4916VNS-4	7/19/2001	4.2		mg/kg			
			OU5-CTA-1D-4916VNS-SB1	7/19/2001	2.7		mg/kg			
			OU5-CTA-1D-4916VNS-SB2	7/19/2001	3.1		mg/kg			
			OU5-CTA-1D-4916VNS-SB3	7/19/2001	2.3		mg/kg			
			OU5-CTA-1D-4916VNS-SB4	7/19/2001	1.3	J	mg/kg			
			OU5-CTA-1D-4916VNS-SB5	7/19/2001	2.5		mg/kg			
			OU5-CTA-1D-4916VNS-SB6	7/19/2001	2.1		mg/kg			
			OU5-CTA-1D-4916VNS-SBDUP36	7/19/2001	2.4		mg/kg	OU5-CTA-1D-4916VNS-SB5		
CSA	***12***	***4917 Rockwood Parkway***							***No***	***No***
			OU5-CSA-12-4917RP-1	10/26/2001	4		mg/kg			
			OU5-CSA-12-4917RP-2	10/26/2001	5.3		mg/kg			
CTA	***1D***	***4917 Rodman Street***							***No***	***No***
			OU5-CTA-1D-4917RS-1	7/12/2001	4.1		mg/kg			
			OU5-CTA-1D-4917RS-2	7/12/2001	4.6		mg/kg			
			OU5-CTA-1D-4917RS-3	7/12/2001	4.2		mg/kg			
			OU5-CTA-1D-4917RS-4	7/12/2001	4.4		mg/kg			
			OU5-CTA-1D-4917RS-SB1	7/12/2001	3.9		mg/kg			
			OU5-CTA-1D-4917RS-SB2	7/12/2001	1.6	J	mg/kg			
			OU5-CTA-1D-4917RS-SB3	7/12/2001	2.3		mg/kg			
			OU5-CTA-1D-4917RS-SB4	7/12/2001	4.1		mg/kg			
			OU5-CTA-1D-4917RS-SB5	7/12/2001	2.7		mg/kg			

Area	Group	Address	Sample ID	Sample Date	Result \1	Units	Duplicate Match	Specialty Boring?	Grid Sampled?
			OU5-CTA-1D-4917RS-SB6	7/12/2001	1.9 J	mg/kg			
			OU5-CTA-1D-4917RS-SB7	7/12/2001	0.71 J	mg/kg			
CSA	**11**	**4918 Hillbrook Lane**						**No**	**Yes + 1' arsenic boring**
			OU5-CSA-11-4918HL-1	10/24/2001	8	mg/kg			
			OU5-CSA-11-4918HL-2	10/24/2001	14.9	mg/kg			
CTA	**1D**	**4918 Tilden Street**						**No**	**No**
			OU5-CTA-1D-4918TS-1	7/17/2001	4.2	mg/kg			
			OU5-CTA-1D-4918TS-2	7/17/2001	6.1	mg/kg			
			OU5-CTA-1D-4918TS-3	7/17/2001	2.8	mg/kg			
			OU5-CTA-1D-4918TS-4	7/17/2001	3.2	mg/kg			
			OU5-CTA-1D-4918TS-SB1	7/17/2001	3.6	mg/kg			
			OU5-CTA-1D-4918TS-SB2	7/17/2001	3.3	mg/kg			
			OU5-CTA-1D-4918TS-SB3	7/17/2001	3	mg/kg			
			OU5-CTA-1D-4918TS-SB4	7/17/2001	1.5 J	mg/kg			
			OU5-CTA-1D-4918TS-SB5	7/17/2001	2.4	mg/kg			
			OU5-CTA-1D-4918TS-SB6	7/17/2001	1.7 J	mg/kg			
CTA	**1D**	**4919 Sedgwick Street**						**No**	**No**
			OU5-CTA-1D-4919SegS-1	6/13/2001	8.9	mg/kg			
			OU5-CTA-1D-4919SegS-2	6/13/2001	8.5	mg/kg			
			OU5-CTA-1D-4919SegS-3	6/13/2001	7.1	mg/kg			
			OU5-CTA-1D-4919SegS-4	6/13/2001	4.5	mg/kg			
			OU5-CTA-1D-4919SegS-SB-1	6/13/2001	3.4	mg/kg			
			OU5-CTA-1D-4919SegS-SB-2	6/13/2001	4.4	mg/kg			
			OU5-CTA-1D-4919SegS-SB-3	6/13/2001	2.7	mg/kg			
			OU5-CTA-1D-4919SegS-SB-4	6/13/2001	2.5	mg/kg			
			OU5-CTA-1D-4919SegS-SB-5	6/13/2001	1.2 J	mg/kg			
			OU5-CTA-1D-4919SegS-SB-6	6/13/2001	1.1 J	mg/kg			
CTA	**1D**	**4919 Upton Street**						**No**	**No**
			OU5-CTA-1D-4919US-1	2/13/2002	8.5	mg/kg			
			OU5-CTA-1D-4919US-2	2/13/2002	8.6	mg/kg			
			OU5-CTA-1D-4919US-3	2/13/2002	3.6	mg/kg			
			OU5-CTA-1D-4919US-4	2/13/2002	5.8	mg/kg			
			OU5-CTA-1D-4919US-SB1	2/13/2002	4	mg/kg			
			OU5-CTA-1D-4919US-SB2	2/13/2002	3.1	mg/kg			
			OU5-CTA-1D-4919US-SB3	2/13/2002	1.2 J	mg/kg			

Area	Group	Address	Sample ID	Sample Date	Result \1		Units	Duplicate Match	Specialty Boring?	Grid Sampled?
			OU5-CTA-1D-4919US-SB4	2/13/2002	2.1		mg/kg			
			OU5-CTA-1D-4919US-SB5	2/13/2002	1	J	mg/kg			
			OU5-CTA-1D-4919US-SB6	2/13/2002	0.99	J	mg/kg			
CSA	***12***	***4920 Indian Lane***							***No***	***No***
			OU5-CSA-12-4920IL-1	1/10/2002	2.2	J	mg/kg			
			OU5-CSA-12-4920IL-2	1/10/2002	3.1		mg/kg			
CSA	***12***	***4920 Rockwood Parkway***							***No***	***No***
			OU5-CSA-12-4920RP-1	3/28/2002	3.6		mg/kg			
			OU5-CSA-12-4920RP-2	3/28/2002	4.2		mg/kg			
CTA	***1D***	***4920 Rodman Street***							***No***	***Yes***
			OU5-CTA-1D-4920RS-1	6/18/2001	15.1		mg/kg			
			OU5-CTA-1D-4920RS-2	6/18/2001	5.5		mg/kg			
			OU5-CTA-1D-4920RS-3	6/18/2001	11		mg/kg			
			OU5-CTA-1D-4920RS-4	6/18/2001	12.4		mg/kg			
			OU5-CTA-1D-4920RS-SB-1	6/18/2001	6.2		mg/kg			
			OU5-CTA-1D-4920RS-SB-2	6/18/2001	2.6		mg/kg			
			OU5-CTA-1D-4920RS-SB-3	6/18/2001	0.74		mg/kg			
			OU5-CTA-1D-4920RS-SB-4	6/18/2001	1.9		mg/kg			
			OU5-CTA-1D-4920RS-SB-5	6/18/2001	2.3		mg/kg			
			OU5-CTA-1D-4920RS-SB-6	6/18/2001	1.1		mg/kg			
			OU5-CTA-1D-4920RS-SB-7	6/18/2001	0.57		mg/kg			
CTA	***1D***	***4920 Upton Street***							***No***	***No***
			OU5-CTA-1D-4920US-1	7/9/2001	3.4		mg/kg			
			OU5-CTA-1D-4920US-2	7/9/2001	3.4		mg/kg			
			OU5-CTA-1D-4920US-3	7/9/2001	3.8		mg/kg			
			OU5-CTA-1D-4920US-4	7/9/2001	2.4	J	mg/kg			
			OU5-CTA-1D-4920US-SB1	7/9/2001	1.1	J	mg/kg			
			OU5-CTA-1D-4920US-SB2	7/9/2001	4.1		mg/kg			
			OU5-CTA-1D-4920US-SB3	7/9/2001	7		mg/kg			
			OU5-CTA-1D-4920US-SB4	7/9/2001	0.88	J	mg/kg			
			OU5-CTA-1D-4920US-SB5	7/9/2001	1.4	J	mg/kg			
			OU5-CTA-1D-4920US-SB6	7/9/2001	0.79	J	mg/kg			
CTA	***1D***	***4920 Van Ness Street***							***Yes***	***No***
			OU5-CTA-1D-4920VNS-1	5/1/2002	4.3		mg/kg			
			OU5-CTA-1D-4920VNS-2	5/1/2002	6		mg/kg			

Area	Group	Address	Sample ID	Sample Date	Result \1	Units	Duplicate Match	Specialty Boring?	Grid Sampled?
			OU5-CTA-1D-4920VNS-3	5/1/2002	4.7	mg/kg			
			OU5-CTA-1D-4920VNS-4	5/1/2002	5.2	mg/kg			
			OU5-CTA-1D-4920VNS-SB(3.5-4.5)	5/1/2002	2	mg/kg			
			OU5-CTA-1D-4920VNS-SB1	5/1/2002	3.6	mg/kg			
			OU5-CTA-1D-4920VNS-SB2	5/1/2002	3.4	mg/kg			
			OU5-CTA-1D-4920VNS-SB3	5/1/2002	2.7	mg/kg			
			OU5-CTA-1D-4920VNS-SB4	5/1/2002	2.1	mg/kg			
			OU5-CTA-1D-4920VNS-SB5	5/1/2002	1.5 J	mg/kg			
CSA	**11**	**4921 Quebec Street**						**Yes**	**No**
			OU5-CSA-11-4921QS-1	9/6/2001	5.8	mg/kg			
			OU5-CSA-11-4921QS-2	9/6/2001	6.6	mg/kg			
			OU5-CSA-11-4921QS-SBA1	9/6/2001	3.8	mg/kg			
			OU5-CSA-11-4921QS-SBA10	9/6/2001	4.6	mg/kg			
			OU5-CSA-11-4921QS-SBA2	9/6/2001	6.1	mg/kg			
			OU5-CSA-11-4921QS-SBA3	9/6/2001	4.2	mg/kg			
			OU5-CSA-11-4921QS-SBA4	9/6/2001	5	mg/kg			
			OU5-CSA-11-4921QS-SBA5	9/6/2001	4.5	mg/kg			
			OU5-CSA-11-4921QS-SBA6	9/6/2001	4.5	mg/kg			
			OU5-CSA-11-4921QS-SBA7	9/6/2001	2.5	mg/kg			
			OU5-CSA-11-4921QS-SBA8	9/6/2001	1.1 J	mg/kg			
			OU5-CSA-11-4921QS-SBA9	9/6/2001	5.5	mg/kg			
			OU5-CSA-11-4921QS-SBB1	9/6/2001	3.1	mg/kg			
			OU5-CSA-11-4921QS-SBB2	9/6/2001	1.9 J	mg/kg			
			OU5-CSA-11-4921QS-SBB3	9/6/2001	2.6	mg/kg			
			OU5-CSA-11-4921QS-SBB4	9/6/2001	3.3	mg/kg			
			OU5-CSA-11-4921QS-SBB5	9/6/2001	3	mg/kg			
			OU5-CSA-11-4921QS-SBB6	9/6/2001	2.6	mg/kg			
			OU5-CSA-11-4921QS-SBB7	9/6/2001	2 J	mg/kg			
			OU5-CSA-11-4921QS-SBB8	9/6/2001	1.2 J	mg/kg			
CSA	**12**	**4921 Rockwood Parkway**						**No**	**No**
			OU5-CSA-12-4921RP-1	7/25/2001	6.8	mg/kg			
			OU5-CSA-12-4921RP-2	7/25/2001	5.4	mg/kg			
CTA	**1D**	**4921 Tilden Street**						**Yes**	**No**
			OU5-CTA-1D-4921TS-1	7/23/2001	6.4	mg/kg			
			OU5-CTA-1D-4921TS-2	7/23/2001	4.2	mg/kg			

Area	Group	Address	Sample ID	Sample Date	Result \1		Units	Duplicate Match	Specialty Boring?	Grid Sampled?
			OU5-CTA-1D-4921TS-3	7/23/2001	3.5		mg/kg			
			OU5-CTA-1D-4921TS-4	7/23/2001	4.2		mg/kg			
			OU5-CTA-1D-4921TS-SB-1	7/23/2001	5.3		mg/kg			
			OU5-CTA-1D-4921TS-SB-2	7/23/2001	2.9		mg/kg			
			OU5-CTA-1D-4921TS-SB-3	7/23/2001	0.78	J	mg/kg			
			OU5-CTA-1D-4921TS-SB-4	7/23/2001	2.6		mg/kg			
			OU5-CTA-1D-4921TS-SB-5	7/23/2001	1.5	J	mg/kg			
			OU5-CTA-1D-4921TS-SB-DUP37	7/23/2001	3.7		mg/kg	OU5-CTA-1D-4921TS-SB-2		
CSA	***11***	***4922 Quebec Street***							***No***	***Yes***
			OU5-CSA-11-4922QS-1	6/1/2001	19.4		mg/kg			
			OU5-CSA-11-4922QS-2	6/1/2001	17.8		mg/kg			
CTA	***1D***	***4922 Sedgwick Street***							***No***	***No***
			OU5-CTA-1D-4922SegS-1	6/27/2001	3.1		mg/kg			
			OU5-CTA-1D-4922SegS-2	6/27/2001	3.4		mg/kg			
			OU5-CTA-1D-4922SegS-3	6/27/2001	3.9		mg/kg			
			OU5-CTA-1D-4922SegS-4	6/27/2001	4.7		mg/kg			
			OU5-CTA-1D-4922SegS-SB-1	6/27/2001	2.8		mg/kg			
			OU5-CTA-1D-4922SegS-SB-2	6/27/2001	3.2		mg/kg			
			OU5-CTA-1D-4922SegS-SB-3	6/27/2001	0.72	J	mg/kg			
			OU5-CTA-1D-4922SegS-SB-4	6/27/2001	0.72	J	mg/kg			
			OU5-CTA-1D-4922SegS-SB-5	6/27/2001	0.87	J	mg/kg			
			OU5-CTA-1D-4922SegS-SB-6	6/27/2001	0.62	J	mg/kg			
CSA	***11***	***4923 Hillbrook Lane***							***No***	***No***
			OU5-CSA-11-4923HL-1	7/27/2001	3.9		mg/kg			
			OU5-CSA-11-4923HL-2	7/27/2001	6		mg/kg			
CTA	***1D***	***4923 Sedgwick Street***							***No***	***No***
			OU5-CTA-1D-4923SegS-1	6/27/2001	5.5		mg/kg			
			OU5-CTA-1D-4923SegS-2	6/27/2001	5.3		mg/kg			
			OU5-CTA-1D-4923SegS-3	6/27/2001	5.1		mg/kg			
			OU5-CTA-1D-4923SegS-4	6/27/2001	4.9		mg/kg			
			OU5-CTA-1D-4923SegS-SB-1	6/27/2001	1.8	J	mg/kg			
			OU5-CTA-1D-4923SegS-SB-2	6/27/2001	3.7		mg/kg			
			OU5-CTA-1D-4923SegS-SB-3	6/27/2001	1.3	J	mg/kg			
			OU5-CTA-1D-4923SegS-SB-4	6/27/2001	0.65	J	mg/kg			
			OU5-CTA-1D-4923SegS-SB-5	6/27/2001	1.8	J	mg/kg			

Area	Group	Address	Sample ID	Sample Date	Result \1		Units	Duplicate Match	Specialty Boring?	Grid Sampled?
			OU5-CTA-1D-4923SegS-SB-6	6/27/2001	1.4	J	mg/kg			
			OU5-CTA-1D-4923SegS-SB-DUP19	6/27/2001	0.81	J	mg/kg	OU5-CTA-1D-4923SegS-SB-4		
CTA	**1D**	**4924 Sedgwick Street**							**No**	**No**
			OU5-CTA-1D-4924SegS-1	6/27/2001	8.4		mg/kg			
			OU5-CTA-1D-4924SegS-2	6/27/2001	1.9	J	mg/kg			
			OU5-CTA-1D-4924SegS-3	6/27/2001	8.3		mg/kg			
			OU5-CTA-1D-4924SegS-4	6/27/2001	7.5		mg/kg			
			OU5-CTA-1D-4924SegS-DUP14	6/27/2001	9.5		mg/kg	OU5-CTA-1D-4924SegS-1		
			OU5-CTA-1D-4924SegS-SB-1	6/27/2001	2.3	J	mg/kg			
			OU5-CTA-1D-4924SegS-SB-2	6/27/2001	9.3		mg/kg			
			OU5-CTA-1D-4924SegS-SB-3	6/27/2001	1.3	J	mg/kg			
			OU5-CTA-1D-4924SegS-SB-4	6/27/2001	3.4		mg/kg			
			OU5-CTA-1D-4924SegS-SB-5	6/27/2001	0.77	J	mg/kg			
			OU5-CTA-1D-4924SegS-SB-6	6/27/2001	0.38	U	mg/kg			
CTA	**1D**	**4924 Tilden Street**							**No**	**No**
			OU5-CTA-1D-4924TS-1	8/28/2001	4.8		mg/kg			
			OU5-CTA-1D-4924TS-2	8/28/2001	4.8		mg/kg			
			OU5-CTA-1D-4924TS-3	8/28/2001	4		mg/kg			
			OU5-CTA-1D-4924TS-4	8/28/2001	3.3		mg/kg			
			OU5-CTA-1D-4924TS-SB1	8/28/2001	2.4	J	mg/kg			
			OU5-CTA-1D-4924TS-SB2	8/28/2001	4.7		mg/kg			
			OU5-CTA-1D-4924TS-SB3	8/28/2001	3.9		mg/kg			
			OU5-CTA-1D-4924TS-SB4	8/28/2001	1.8	J	mg/kg			
			OU5-CTA-1D-4924TS-SB5	8/28/2001	1.2	J	mg/kg			
			OU5-CTA-1D-4924TS-SB6	8/28/2001	0.88	J	mg/kg			
			OU5-CTA-1D-4924TS-SB7	8/28/2001	0.58	U	mg/kg			
CTA	**1D**	**4924 Van Ness Street**							**No**	**Yes**
			OU5-CTA-1D-4924VNS-1	7/17/2001	4.4		mg/kg			
			OU5-CTA-1D-4924VNS-2	7/17/2001	4.8		mg/kg			
			OU5-CTA-1D-4924VNS-3	7/17/2001	3.5	J	mg/kg			
			OU5-CTA-1D-4924VNS-4	7/17/2001	15.2	J	mg/kg			
			OU5-CTA-1D-4924VNS-SB-1	7/17/2001	3.4		mg/kg			
			OU5-CTA-1D-4924VNS-SB-2	7/17/2001	2.8		mg/kg			
			OU5-CTA-1D-4924VNS-SB-3	7/17/2001	3.6		mg/kg			
			OU5-CTA-1D-4924VNS-SB-4	7/17/2001	2.5		mg/kg			

Area	Group	Address	Sample ID	Sample Date	Result \1	Units	Duplicate Match	Specialty Boring?	Grid Sampled?
			OU5-CTA-1D-4924VNS-SB-5	7/17/2001	1.6 J	mg/kg			
			OU5-CTA-1D-4924VNS-SB-6	7/17/2001	1 J	mg/kg			
CSA	***12***	***4925 Loughboro Road***						***No***	***Yes + 1' arsenic boring***
			OU5-CSA-12-4925LR-1	9/19/2001	4.8 J	mg/kg			
			OU5-CSA-12-4925LR-2	9/19/2001	15.9 J	mg/kg			
CSA	***12***	***4925 Loughboro Road, Lot 18***						***No***	***No***
			OU5-CSA-12-L18-1	1/21/2002	4.7	mg/kg			
			OU5-CSA-12-L18-2	1/21/2002	3.8	mg/kg			
CSA	***12***	***4925 Loughboro Road, Lot 19***						***No***	***No***
			OU5-CSA-12-L19-1	1/21/2002	3.7	mg/kg			
			OU5-CSA-12-L19-2	1/21/2002	5.7	mg/kg			
CSA	***12***	***4925 Loughboro Road, Lot 20***						***No***	***Yes + 1' arsenic boring***
			OU5-CSA-12-L20-1	1/21/2002	11.8	mg/kg			
			OU5-CSA-12-L20-2	1/21/2002	3.6	mg/kg			
CSA	***12***	***4925 Loughboro Road, Lot 21***						***No***	***No***
			OU5-CSA-12-L21-1	1/21/2002	8.8	mg/kg			
			OU5-CSA-12-L21-2	1/21/2002	4.2	mg/kg			
CTA	***1D***	***4925 Rodman Street***						***No***	***No***
			OU5-CTA-1D-4925RS-1	8/21/2001	4.6	mg/kg			
			OU5-CTA-1D-4925RS-2	8/21/2001	4	mg/kg			
			OU5-CTA-1D-4925RS-3	8/21/2001	5.7	mg/kg			
			OU5-CTA-1D-4925RS-4	8/21/2001	8.7	mg/kg			
			OU5-CTA-1D-4925RS-DUP45	8/21/2001	4.4	mg/kg	OU5-CTA-1D-4925RS-1		
			OU5-CTA-1D-4925RS-SB-DUP58	8/21/2001	0.55 U	mg/kg	OU5-CTA-1D-4925RS-SB4		
			OU5-CTA-1D-4925RS-SB1	8/21/2001	3.6	mg/kg			
			OU5-CTA-1D-4925RS-SB2	8/21/2001	3	mg/kg			
			OU5-CTA-1D-4925RS-SB3	8/21/2001	1.6 J	mg/kg			
			OU5-CTA-1D-4925RS-SB4	8/21/2001	0.79 J	mg/kg			
			OU5-CTA-1D-4925RS-SB5	8/21/2001	0.55 U	mg/kg			
			OU5-CTA-1D-4925RS-SB6	8/21/2001	0.54 U	mg/kg			
CTA	***1D***	***4925 Upton Street***						***Yes***	***No***
			OU5-CTA-1D-4925US-1	6/8/2001	4.9	mg/kg			

Area	Group	Address	Sample ID	Sample Date	Result \1		Units	Duplicate Match	Specialty Boring?	Grid Sampled?
			OU5-CTA-1D-4925US-2	6/8/2001	4.7		mg/kg			
			OU5-CTA-1D-4925US-3	6/8/2001	3.4		mg/kg			
			OU5-CTA-1D-4925US-4	6/8/2001	5.7		mg/kg			
			OU5-CTA-1D-4925US-DUP02	6/8/2001	4.3		mg/kg	OU5-CTA-1D-4925US-2		
			OU5-CTA-1D-4925US-SB-1	6/8/2001	2.6		mg/kg			
			OU5-CTA-1D-4925US-SB-2	6/8/2001	0.97	J	mg/kg			
			OU5-CTA-1D-4925US-SB-3	6/8/2001	5.2		mg/kg			
			OU5-CTA-1D-4925US-SB-4	6/8/2001	2.1	J	mg/kg			
			OU5-CTA-1D-4925US-SB-5	6/8/2001	0.66	J	mg/kg			
			OU5-CTA-1D-4925US-SB-6	6/8/2001	0.98	J	mg/kg			
CSA	***12***	***4926 Glenbrook Road***							***No***	***No***
			OU5-CSA-12-4926GR-1	9/20/2001	7.1		mg/kg			
			OU5-CSA-12-4926GR-2	9/20/2001	5.8		mg/kg			
CSA	***11***	***4926 Hillbrook Lane***							***No***	***No***
			OU5-CSA-11-4926HL-1	7/27/2001	6.2		mg/kg			
			OU5-CSA-11-4926HL-2	7/27/2001	4.9		mg/kg			
CSA	***12***	***4926 Rockwood Parkway***							***No***	***No***
			OU5-CSA-12-4926RP-1	7/27/2001	3.2		mg/kg			
			OU5-CSA-12-4926RP-2	7/27/2001	2.8	J	mg/kg			
CTA	***1D***	***4926 Sedgwick Street***							***No***	***No***
			OU5-CTA-1D-4926SegS-1	6/26/2001	4.2		mg/kg			
			OU5-CTA-1D-4926SegS-2	6/26/2001	3.7		mg/kg			
			OU5-CTA-1D-4926SegS-3	6/26/2001	4.6		mg/kg			
			OU5-CTA-1D-4926SegS-4	6/26/2001	5.3		mg/kg			
			OU5-CTA-1D-4926SegS-SB-1	6/26/2001	6.4		mg/kg			
			OU5-CTA-1D-4926SegS-SB-2	6/26/2001	3.1		mg/kg			
			OU5-CTA-1D-4926SegS-SB-3	6/26/2001	5.8		mg/kg			
			OU5-CTA-1D-4926SegS-SB-4	6/26/2001	4.4		mg/kg			
			OU5-CTA-1D-4926SegS-SB-5	6/26/2001	1.7	J	mg/kg			
			OU5-CTA-1D-4926SegS-SB-6	6/26/2001	1.2	J	mg/kg			
			OU5-CTA-1D-4926SegS-SB-7	6/26/2001	0.59	U	mg/kg			
CTA	***1D***	***4926 Upton Street***							***Yes***	***No***
			OU5-CTA-1D-4926 US-1	6/7/2001	4.5		mg/kg			
			OU5-CTA-1D-4926 US-2	6/7/2001	8		mg/kg			
			OU5-CTA-1D-4926 US-3	6/7/2001	5.4		mg/kg			

Area	Group	Address	Sample ID	Sample Date	Result \1		Units	Duplicate Match	Specialty Boring?	Grid Sampled?
			OU5-CTA-1D-4926 US-4	6/7/2001	7.5		mg/kg			
			OU5-CTA-1D-4926 US-SB1	6/7/2001	3.3		mg/kg			
			OU5-CTA-1D-4926 US-SB2	6/7/2001	3.8		mg/kg			
			OU5-CTA-1D-4926 US-SB3	6/7/2001	1.1	J	mg/kg			
			OU5-CTA-1D-4926 US-SB4	6/7/2001	1	J	mg/kg			
			OU5-CTA-1D-4926 US-SB5	6/7/2001	0.39	U	mg/kg			
			OU5-CTA-1D-4926 US-SB6	6/7/2001	0.36	U	mg/kg			
CTA	***1D***	***4927 Sedgwick Street***							***No***	***No***
			OU5-CTA-1D-4927SegS-1	6/27/2001	4.5		mg/kg			
			OU5-CTA-1D-4927SegS-2	6/27/2001	5.2		mg/kg			
			OU5-CTA-1D-4927SegS-3	6/27/2001	9.9		mg/kg			
			OU5-CTA-1D-4927SegS-4	6/27/2001	10.1		mg/kg			
			OU5-CTA-1D-4927SegS-DUP13	6/27/2001	4.3		mg/kg	OU5-CTA-1D-4927SegS-1		
			OU5-CTA-1D-4927SegS-SB-1	6/27/2001	1.8	J	mg/kg			
			OU5-CTA-1D-4927SegS-SB-2	6/27/2001	0.57	J	mg/kg			
			OU5-CTA-1D-4927SegS-SB-3	6/27/2001	1.5	J	mg/kg			
			OU5-CTA-1D-4927SegS-SB-4	6/27/2001	1.4	J	mg/kg			
			OU5-CTA-1D-4927SegS-SB-5	6/27/2001	1.1	J	mg/kg			
			OU5-CTA-1D-4927SegS-SB-6	6/27/2001	0.38	U	mg/kg			
			OU5-CTA-1D-4927SegS-SBDUP19	6/27/2001	1.7	J	mg/kg	OU5-CTA-1D-4927SegS-SB-3		
CSA	***12***	***4928 Indian Lane***							***No***	***No***
			OU5-CSA-12-4928IL-1	7/27/2001	4.4		mg/kg			
			OU5-CSA-12-4928IL-2	7/27/2001	4		mg/kg			
CSA	***11***	***4929 Glenbrook Road***							***No***	***No***
			OU5-CSA-11-4929GR-1	11/15/2001	7.5		mg/kg			
			OU5-CSA-11-4929GR-2	11/15/2001	6.1		mg/kg			
CSA	***11***	***4929 Hillbrook Lane***							***No***	***No***
			OU5-CSA-11-4929HL-1	7/13/2001	4.2		mg/kg			
			OU5-CSA-11-4929HL-2	7/13/2001	3.9		mg/kg			
			OU5-CSA-11-4929HL-DUP24	7/13/2001	4		mg/kg	OU5-CSA-11-4929HL-2		
CSA	***12***	***4929 Rockwood Parkway***							***No***	***No***
			OU5-CSA-12-4929RP-1	7/27/2001	4		mg/kg			
			OU5-CSA-12-4929RP-2F	7/27/2001	4.4		mg/kg			

Area	Group	Address	Sample ID	Sample Date	Result \1		Units	Duplicate Match	Specialty Boring?	Grid Sampled?
CTA	1D	4929 Tilden Street							No	No
			OU5-CTA-1D-4929TS-1	7/9/2001	4.7		mg/kg			
			OU5-CTA-1D-4929TS-2	7/9/2001	4.3		mg/kg			
			OU5-CTA-1D-4929TS-3	7/9/2001	5.4		mg/kg			
			OU5-CTA-1D-4929TS-4	7/9/2001	4.2		mg/kg			
			OU5-CTA-1D-4929TS-SB-DUP25	7/9/2001	0.79	J	mg/kg	OU5-CTA-1D-4929TS-SB3		
			OU5-CTA-1D-4929TS-SB1	7/9/2001	0.76	J	mg/kg			
			OU5-CTA-1D-4929TS-SB2	7/9/2001	4.2		mg/kg			
			OU5-CTA-1D-4929TS-SB3	7/9/2001	3.1		mg/kg			
			OU5-CTA-1D-4929TS-SB4	7/9/2001	4		mg/kg			
			OU5-CTA-1D-4929TS-SB5	7/9/2001	0.76	J	mg/kg			
			OU5-CTA-1D-4929TS-SB6	7/9/2001	0.71	J	mg/kg			
CSA	11	4930 Quebec Street							No	No
			OU5-CSA-11-4930QS-1	5/31/2001	7		mg/kg			
			OU5-CSA-11-4930QS-2	5/31/2001	9.3		mg/kg			
CTA	1D	4930 Rodman Street							No	No
			OU5-CTA-1D-4930RS-1	7/17/2001	3.6		mg/kg			
			OU5-CTA-1D-4930RS-2	7/17/2001	2.5	J	mg/kg			
			OU5-CTA-1D-4930RS-3	7/17/2001	3		mg/kg			
			OU5-CTA-1D-4930RS-4	7/17/2001	3.4		mg/kg			
			OU5-CTA-1D-4930RS-DUP26	7/17/2001	3.1		mg/kg	OU5-CTA-1D-4930RS-2		
			OU5-CTA-1D-4930RS-SB-1	7/17/2001	1.9	J	mg/kg			
			OU5-CTA-1D-4930RS-SB-2	7/17/2001	1.7	J	mg/kg			
			OU5-CTA-1D-4930RS-SB-3	7/17/2001	1	J	mg/kg			
CTA	1D	4930 Sedgwick Street							No	No
			OU5-CTA-1D-4930SegS-1	7/2/2001	3.1		mg/kg			
			OU5-CTA-1D-4930SegS-2	7/2/2001	2.5	J	mg/kg			
			OU5-CTA-1D-4930SegS-3	7/2/2001	8.7		mg/kg			
			OU5-CTA-1D-4930SegS-4	7/2/2001	5.7		mg/kg			
			OU5-CTA-1D-4930SegS-DUP15	7/2/2001	6.3		mg/kg	OU5-CTA-1D-4930SegS-4		
			OU5-CTA-1D-4930SegS-SB-1	7/2/2001	1.3	J	mg/kg			
			OU5-CTA-1D-4930SegS-SB-2	7/2/2001	1.3	J	mg/kg			
			OU5-CTA-1D-4930SegS-SB-3	7/2/2001	0.64	J	mg/kg			
			OU5-CTA-1D-4930SegS-SB-4	7/2/2001	0.71	J	mg/kg			

Area	Group	Address	Sample ID	Sample Date	Result \1		Units	Duplicate Match	Specialty Boring?	Grid Sampled?
			OU5-CTA-1D-4930SegS-SB-5	7/2/2001	0.39	U	mg/kg			
			OU5-CTA-1D-4930SegS-SB-6	7/2/2001	0.59	J	mg/kg			
			OU5-CTA-1D-4930SegS-SB-DUP20	7/2/2001	0.53	J	mg/kg	OU5-CTA-1D-4930SegS-SB-4		
CTA	**1D**	**4930 Tilden Street**							**No**	**No**
			OU5-CTA-1D-4930TS-1	6/11/2001	3		mg/kg			
			OU5-CTA-1D-4930TS-2	6/11/2001	3.5		mg/kg			
			OU5-CTA-1D-4930TS-3	6/11/2001	3		mg/kg			
			OU5-CTA-1D-4930TS-4	6/11/2001	2.7		mg/kg			
			OU5-CTA-1D-4930TS-SB-1	6/11/2001	1.9	J	mg/kg			
			OU5-CTA-1D-4930TS-SB-2	6/11/2001	0.53	J	mg/kg			
			OU5-CTA-1D-4930TS-SB-3	6/11/2001	0.63	J	mg/kg			
			OU5-CTA-1D-4930TS-SB-4	6/11/2001	0.39	U	mg/kg			
			OU5-CTA-1D-4930TS-SB-5	6/11/2001	0.38	U	mg/kg			
			OU5-CTA-1D-4930TS-SB-6	6/11/2001	0.89	J	mg/kg			
CTA	**1D**	**4931 Upton Street**							**Yes**	**No**
			OU5-CTA-1D-4931US-1	8/13/2001	3.5		mg/kg			
			OU5-CTA-1D-4931US-2	8/13/2001	4.4		mg/kg			
			OU5-CTA-1D-4931US-3	8/13/2001	3.1		mg/kg			
			OU5-CTA-1D-4931US-4	8/13/2001	4.1		mg/kg			
			OU5-CTA-1D-4931US-SB1	8/13/2001	0.85	J	mg/kg			
			OU5-CTA-1D-4931US-SB2	8/13/2001	0.59	J	mg/kg			
			OU5-CTA-1D-4931US-SB3	8/13/2001	0.63	J	mg/kg			
			OU5-CTA-1D-4931US-SB4	8/13/2001	0.92	J	mg/kg			
			OU5-CTA-1D-4931US-SB5	8/13/2001	0.8	J	mg/kg			
			OU5-CTA-1D-4931US-SB6	8/13/2001	0.62	J	mg/kg			
CSA	**11**	**4932 Hillbrook Lane**							**No**	**No**
			OU5-CSA-11-4932HL-1	7/27/2001	4		mg/kg			
			OU5-CSA-11-4932HL-2	7/27/2001	5		mg/kg			
CSA	**12**	**4934 Indian Lane**							**No**	**No**
			OU5-CSA-12-4934IL-1	7/27/2001	10.3		mg/kg			
			OU5-CSA-12-4934IL-2	7/27/2001	3.5		mg/kg			
CSA	**12**	**4934 Rockwood Parkway**							**No**	**No**
			OU5-CSA-12-4934RP-1	2/6/2003	3.8		mg/kg			
			OU5-CSA-12-4934RP-2	2/6/2003	3		mg/kg			

Area	Group	Address	Sample ID	Sample Date	Result \1		Units	Duplicate Match	Specialty Boring?	Grid Sampled?
			OU5-CSA-12-4934RP-DUP	2/6/2003	2.6		mg/kg	OU5-CSA-12-4934RP-2		
CTA	**1D**	**4934 Upton Street**							**Yes**	**No**
			OU5-CTA-1D-4934US-1	11/5/2001	3.6		mg/kg			
			OU5-CTA-1D-4934US-2	11/5/2001	4.4		mg/kg			
			OU5-CTA-1D-4934US-3	11/5/2001	2.8		mg/kg			
			OU5-CTA-1D-4934US-4	11/5/2001	4.5		mg/kg			
			OU5-CTA-1D-4934US-SBA-1	11/5/2001	5.1		mg/kg			
			OU5-CTA-1D-4934US-SBA-DUP88	11/5/2001	0.85	J	mg/kg	OU5-CTA-1D-4934US-SBA5		
			OU5-CTA-1D-4934US-SBA2	11/5/2001	2.9		mg/kg			
			OU5-CTA-1D-4934US-SBA3	11/5/2001	7.2		mg/kg			
			OU5-CTA-1D-4934US-SBA4	11/5/2001	4.9		mg/kg			
			OU5-CTA-1D-4934US-SBA5	11/5/2001	1.8	J	mg/kg			
			OU5-CTA-1D-4934US-SBA6	11/5/2001	0.98	J	mg/kg			
			OU5-CTA-1D-4934US-SBB-2	11/5/2001	0.87	J	mg/kg			
			OU5-CTA-1D-4934US-SBB1	11/5/2001	2.8		mg/kg			
			OU5-CTA-1D-4934US-SBB3	11/5/2001	0.77	J	mg/kg			
			OU5-CTA-1D-4934US-SBB4	11/5/2001	1.9	J	mg/kg			
			OU5-CTA-1D-4934US-SBB5	11/5/2001	1.3	J	mg/kg			
			OU5-CTA-1D-4934US-SBB6	11/5/2001	0.54	J	mg/kg			
CSA	**11**	**4935 Hillbrook Lane**							**Yes**	**No**
			OU5-CSA-11-4935HL-1	8/6/2001	4		mg/kg			
			OU5-CSA-11-4935HL-2	8/6/2001	5.8		mg/kg			
			OU5-CSA-11-4935HL-SB1	8/6/2001	4.6		mg/kg			
			OU5-CSA-11-4935HL-SB2	8/6/2001	5.6		mg/kg			
			OU5-CSA-11-4935HL-SB3	8/6/2001	6.4		mg/kg			
			OU5-CSA-11-4935HL-SB4	8/6/2001	3		mg/kg			
			OU5-CSA-11-4935HL-SB5	8/6/2001	2.3		mg/kg			
			OU5-CSA-11-4935HL-SB6	8/6/2001	1.4	J	mg/kg			
CSA	**12**	**4935 Loughboro Road**							**No**	**No**
			OU5-CSA-12-4935LR-1	3/21/2002	3.5		mg/kg			
			OU5-CSA-12-4935LR-2	3/21/2002	2.2	J	mg/kg			
CSA	**11**	**4935 Quebec Street**							**No**	**No**
			OU5-CSA-11-4935QS-1	10/26/2001	5.3		mg/kg			
			OU5-CSA-11-4935QS-2	10/26/2001	4.5		mg/kg			

Area	Group	Address	Sample ID	Sample Date	Result \1		Units	Duplicate Match	Specialty Boring?	Grid Sampled?
CTA	1D	4936 Rodman Street							Yes	No
			OU5-CTA-1D-4936RS-1	7/11/2001	4.1		mg/kg			
			OU5-CTA-1D-4936RS-2	7/11/2001	2.5	J	mg/kg			
			OU5-CTA-1D-4936RS-3	7/11/2001	4.4		mg/kg			
			OU5-CTA-1D-4936RS-4	7/11/2001	5		mg/kg			
			OU5-CTA-1D-4936RS-DUP-18	7/11/2001	6.9		mg/kg	OU5-CTA-1D-4936RS-4		
			OU5-CTA-1D-4936RS-SB-1	7/30/2001	1.2	J	mg/kg			
			OU5-CTA-1D-4936RS-SB-2	7/30/2001	1.1	J	mg/kg			
			OU5-CTA-1D-4936RS-SB-3	7/30/2001	1.4	J	mg/kg			
			OU5-CTA-1D-4936RS-SB-4	7/30/2001	2.6	J	mg/kg			
			OU5-CTA-1D-4936RS-SB-5	7/30/2001	1.5	J	mg/kg			
			OU5-CTA-1D-4936RS-SB-6	7/30/2001	2.1	J	mg/kg			
			OU5-CTA-1D-4936RS-SB1	7/11/2001	2.1	J	mg/kg			
			OU5-CTA-1D-4936RS-SB2	7/11/2001	2.3		mg/kg			
			OU5-CTA-1D-4936RS-SB3	7/11/2001	1.1	J	mg/kg			
			OU5-CTA-1D-4936RS-SB4	7/11/2001	1.7	J	mg/kg			
			OU5-CTA-1D-4936RS-SB5	7/11/2001	1	J	mg/kg			
			OU5-CTA-1D-4936RS-SB6	7/11/2001	2	J	mg/kg			
CTA	1D	4936 Tilden Street							No	No
			OU5-CTA-1D-4936TS-1	7/23/2001	5.9	K	mg/kg			
			OU5-CTA-1D-4936TS-2	7/23/2001	5.4	K	mg/kg			
			OU5-CTA-1D-4936TS-3	7/23/2001	5.8	K	mg/kg			
			OU5-CTA-1D-4936TS-4	7/23/2001	6	K	mg/kg			
			OU5-CTA-1D-4936TS-DUP26	7/23/2001	5	K	mg/kg	OU5-CTA-1D-4936TS-3		
			OU5-CTA-1D-4936TS-SB-1	7/23/2001	2.3	K	mg/kg			
			OU5-CTA-1D-4936TS-SB-2	7/23/2001	1.8	JK	mg/kg			
			OU5-CTA-1D-4936TS-SB-3	7/23/2001	0.91	JK	mg/kg			
			OU5-CTA-1D-4936TS-SB-4	7/23/2001	0.81	JK	mg/kg			
			OU5-CTA-1D-4936TS-SB-5	7/23/2001	0.65	JK	mg/kg			
			OU5-CTA-1D-4936TS-SB-6	7/23/2001	1.9	JK	mg/kg			
CTA	1D	4937 Tilden Street							Yes	No
			OU5-CTA-1D-4937TS-1	7/9/2001	3.6		mg/kg			
			OU5-CTA-1D-4937TS-2	7/9/2001	6.1		mg/kg			
			OU5-CTA-1D-4937TS-3	7/9/2001	4.9		mg/kg			
			OU5-CTA-1D-4937TS-4	7/9/2001	2.9		mg/kg			
			OU5-CTA-1D-4937TS-DUP16	7/9/2001	5.9		mg/kg	OU5-CTA-1D-4937TS-4		

Area	Group	Address	Sample ID	Sample Date	Result \1	Units	Duplicate Match	Specialty Boring?	Grid Sampled?
			OU5-CTA-1D-4937TS-SB-DUP24	7/9/2001	1 J	mg/kg	OU5-CTA-1D-4937TS-SB4a		
			OU5-CTA-1D-4937TS-SB-DUP87	11/5/2001	0.57 U	mg/kg	OU5-CTA-1D-4937TS-SB4b		
			OU5-CTA-1D-4937TS-SB1a	7/9/2001	2.4	mg/kg			
			OU5-CTA-1D-4937TS-SB1b	11/5/2001	3.7	mg/kg			
			OU5-CTA-1D-4937TS-SB2a	7/9/2001	4.5	mg/kg			
			OU5-CTA-1D-4937TS-SB2b	11/5/2001	0.58 U	mg/kg			
			OU5-CTA-1D-4937TS-SB3a	7/9/2001	0.68 J	mg/kg			
			OU5-CTA-1D-4937TS-SB3b	11/5/2001	0.79 J	mg/kg			
			OU5-CTA-1D-4937TS-SB4a	7/9/2001	0.58 U	mg/kg			
			OU5-CTA-1D-4937TS-SB4b	11/5/2001	0.58 U	mg/kg			
			OU5-CTA-1D-4937TS-SB5a	7/9/2001	0.58 U	mg/kg			
			OU5-CTA-1D-4937TS-SB5b	11/5/2001	0.6 J	mg/kg			
			OU5-CTA-1D-4937TS-SB6a	7/9/2001	0.57 U	mg/kg			
			OU5-CTA-1D-4937TS-SB6b	11/5/2001	0.61 U	mg/kg			
CSA	***11***	***4938 Quebec Street***						***No***	***Yes + 1' arsenic boring***
			OU5-CSA-11-4938QS-1	10/3/2001	24.1	mg/kg			
			OU5-CSA-11-4938QS-2	10/3/2001	14.2	mg/kg			
CSA	***11***	***4939 Quebec Street***						***Yes***	***No***
			OU5-CSA-11-4939QS-1	8/2/2001	2.8	mg/kg			
			OU5-CSA-11-4939QS-2	8/2/2001	3	mg/kg			
			OU5-CSA-11-4939QS-SB-1	8/2/2001	2.1 J	mg/kg			
			OU5-CSA-11-4939QS-SB-2	8/2/2001	1.3 J	mg/kg			
			OU5-CSA-11-4939QS-SB-3	8/2/2001	2.3	mg/kg			
			OU5-CSA-11-4939QS-SB-4	8/2/2001	0.77 J	mg/kg			
			OU5-CSA-11-4939QS-SB-5	8/2/2001	0.9 J	mg/kg			
			OU5-CSA-11-4939QS-SB-6	8/2/2001	1.6 J	mg/kg			
			OU5-CSA-11-4939QS-SB-7	8/2/2001	1.3 J	mg/kg			
			OU5-CSA-11-4939QS-SB-8	8/2/2001	2 J	mg/kg			
			OU5-CSA-11-4939QS-SB-9	8/2/2001	3.8	mg/kg			
CSA	***11***	***4940 Hillbrook Lane***						***No***	***No***
			OU5-CSA-11-4940HL-1	8/3/2001	2.7	mg/kg			
			OU5-CSA-11-4940HL-2	8/3/2001	3.8	mg/kg			
CSA	***12***	***4940 Indian Lane***						***No***	***Yes + 1' arsenic boring***
			OU5-CSA-12-4940IL-1	8/10/2001	19.9	mg/kg			

Area	Group	Address	Sample ID	Sample Date	Result \1		Units	Duplicate Match	Specialty Boring?	Grid Sampled?
			OU5-CSA-12-4940IL-2	8/10/2001	4.9		mg/kg			
CTA	**1D**	**4940 Rodman Street**							**No**	**No**
			OU5-CTA-1D-4940RS-1	7/17/2001	2.9		mg/kg			
			OU5-CTA-1D-4940RS-2	7/17/2001	4.5		mg/kg			
			OU5-CTA-1D-4940RS-3	7/17/2001	4.2		mg/kg			
			OU5-CTA-1D-4940RS-4	7/17/2001	3.5		mg/kg			
			OU5-CTA-1D-4940RS-SB-1	7/17/2001	5.1		mg/kg			
			OU5-CTA-1D-4940RS-SB-2	7/17/2001	3.3		mg/kg			
			OU5-CTA-1D-4940RS-SB-3	7/17/2001	1.7	J	mg/kg			
			OU5-CTA-1D-4940RS-SB-4	7/17/2001	0.53	U	mg/kg			
			OU5-CTA-1D-4940RS-SB-5	7/17/2001	1.2	J	mg/kg			
			OU5-CTA-1D-4940RS-SB-6	7/17/2001	0.58	J	mg/kg			
CSA	**11**	**4941 Glenbrook Road**							**No**	**No**
			OU5-CSA-11-4941GR-1	9/20/2001	5.8		mg/kg			
			OU5-CSA-11-4941GR-2	9/20/2001	4.4		mg/kg			
CTA	**1D**	**4941 Tilden Street**							**Yes**	**No**
			OU5-CTA-1D-4941TS-1	7/31/2001	8.5		mg/kg			
			OU5-CTA-1D-4941TS-2	7/31/2001	3.7		mg/kg			
			OU5-CTA-1D-4941TS-3	7/31/2001	3.1		mg/kg			
			OU5-CTA-1D-4941TS-4	7/31/2001	3.2		mg/kg			
			OU5-CTA-1D-4941TS-DUP32	7/31/2001	4.3		mg/kg	OU5-CTA-1D-4941TS-2		
			OU5-CTA-1D-4941TS-SB-1	7/31/2001	4		mg/kg			
			OU5-CTA-1D-4941TS-SB-2	7/31/2001	2	J	mg/kg			
			OU5-CTA-1D-4941TS-SB-3	7/31/2001	1.9	J	mg/kg			
			OU5-CTA-1D-4941TS-SB-4	7/31/2001	0.86	J	mg/kg			
			OU5-CTA-1D-4941TS-SB-5	7/31/2001	0.9	J	mg/kg			
			OU5-CTA-1D-4941TS-SB-6	7/31/2001	0.84	J	mg/kg			
CSA	**11**	**4943 Hillbrook Lane**							**No**	**No**
			OU5-CSA-11-4943HL-1	7/27/2001	3.6		mg/kg			
			OU5-CSA-11-4943HL-2	7/27/2001	5.4		mg/kg			
CSA	**11**	**4943 Quebec Street**							**No**	**No**
			OU5-CSA-11-4943QS-1	10/26/2001	3.1		mg/kg			
			OU5-CSA-11-4943QS-2	10/26/2001	6		mg/kg			

Area	Group	Address	Sample ID	Sample Date	Result \1		Units	Duplicate Match	Specialty Boring?	Grid Sampled?
CSA	11	4944 Quebec Street							No	Yes + specialty boring
			OU5-CSA-11-4944QS-1	10/3/2001	49.6		mg/kg			
			OU5-CSA-11-4944QS-2	10/3/2001	22.3		mg/kg			
			OU5-CSA-11-4944QS-DUP67	10/3/2001	15		mg/kg	OU5-CSA-11-4944QS-1		
CSA	11	4949 Hillbrook Lane							No	No
			OU5-CSA-11-4949HL-1	10/3/2001	4.9		mg/kg			
			OU5-CSA-11-4949HL-2	10/3/2001	11.9		mg/kg			
CSA	11	4949 Quebec Street							No	No
			OU5-CSA-11-4949QS-1	8/7/2002	11.8	\2	mg/kg			
			OU5-CSA-11-4949QS-2	8/7/2002	6.1	\2	mg/kg			
CSA	11	4950 Hillbrook Lane							No	No
			OU5-CSA-11-4950HL-1	3/28/2002	4.8		mg/kg			
			OU5-CSA-11-4950HL-2	3/28/2002	3.9		mg/kg			
			OU5-CSA-11-4950HL-DUP112	3/28/2002	4.3		mg/kg	OU5-CSA-11-4950HL-2		
CSA	11	4950 Quebec Street							No	Yes + 1' arsenic boring
			OU5-CSA-11-4950QS-1	9/19/2001	6	J	mg/kg			
			OU5-CSA-11-4950QS-2	9/19/2001	16.3	J	mg/kg			
CSA	11	4951 Rockwood Parkway							No	No
			OU5-CSA-11-4951RP-1	8/10/2001	3.8		mg/kg			
			OU5-CSA-11-4951RP-2	8/10/2001	3.4		mg/kg			
CSA	11	4955 Glenbrook Road							No	Yes + 1' arsenic boring
			OU5-CSA-11-4955GR-1	7/27/2001	25.7		mg/kg			
			OU5-CSA-11-4955GR-2	7/27/2001	13.8		mg/kg			
CSA	12	4955 Loughboro Road							No	No
			OU5-CSA-12-4955LR-1	4/25/2002	1.8		mg/kg			
			OU5-CSA-12-4955LR-2	4/25/2002	4		mg/kg			
CSA	11	4955 Quebec Street							No	No
			OU5-CSA-11-4955QS-1	7/20/2001	5.2		mg/kg			
			OU5-CSA-11-4955QS-2	7/20/2001	10.8		mg/kg			
CSA	11	4956 Quebec Street							No	No
			OU5-CSA-11-4956QS-1	10/3/2001	3.8		mg/kg			

Area	Group	Address	Sample ID	Sample Date	Result \1	Units	Duplicate Match	Specialty Boring?	Grid Sampled?
			OU5-CSA-11-4956QS-2	10/3/2001	3.9	mg/kg			
CSA	11	4959 Hillbrook Lane						No	Yes + 1' arsenic boring
			OU5-CSA-11-4959HL-1	7/27/2001	18.1	mg/kg			
			OU5-CSA-11-4959HL-2	7/27/2001	12	mg/kg			
CSA	11	4960 Hillbrook Lane						Yes	No
			OU5-CSA-11-4960HL-1	8/6/2001	4.6	mg/kg			
			OU5-CSA-11-4960HL-2	8/6/2001	6.6	mg/kg			
			OU5-CSA-11-4960HL-SB1	8/6/2001	3.5	mg/kg			
			OU5-CSA-11-4960HL-SB2	8/6/2001	3.9	mg/kg			
			OU5-CSA-11-4960HL-SB3	8/6/2001	2 J	mg/kg			
			OU5-CSA-11-4960HL-SB4	8/6/2001	1.2 J	mg/kg			
			OU5-CSA-11-4960HL-SB5	8/6/2001	3.8	mg/kg			
			OU5-CSA-11-4960HL-SB6	8/6/2001	0.41 J	mg/kg			
CSA	12	4960 Rockwood Parkway						No	No
			OU5-CSA-12-4960RP-1	7/27/2001	4.4	mg/kg			
			OU5-CSA-12-4960RP-2	7/27/2001	3.4	mg/kg			
CSA	11	4961 Quebec Street						No	No
			OU5-CSA-11-4961QS-1	10/26/2001	7.5	mg/kg			
			OU5-CSA-11-4961QS-2	10/26/2001	5.7	mg/kg			
CSA	11	4962 Quebec Street						No	Yes + 1' arsenic boring
			OU5-CSA-11-4962QS-1	7/27/2001	12.6	mg/kg			
			OU5-CSA-11-4962QS-2	7/27/2001	14.8	mg/kg			
CSA	11	4965 Glenbrook Road						No	No
			OU5-CSA-11-4965GR-1	11/15/2001	3.8	mg/kg			
			OU5-CSA-11-4965GR-2	11/15/2001	3.3	mg/kg			
CSA	11	4965 Rockwood Parkway						No	No
			OU5-CSA-11-4965RP-1	8/3/2001	3.3	mg/kg			
			OU5-CSA-11-4965RP-2	8/3/2001	3.9	mg/kg			
CSA	11	4968 Quebec Street						No	No
			OU5-CSA-11-4968QS-1	10/3/2001	2.2 J	mg/kg			
			OU5-CSA-11-4968QS-2	10/3/2001	4.8	mg/kg			

Area	Group	Address	Sample ID	Sample Date	Result \1	Units	Duplicate Match	Specialty Boring?	Grid Sampled?
CSA	11	4969 Hillbrook Lane						No	No
			OU5-CSA-11-4969HL-1	8/3/2001	2.5	mg/kg			
			OU5-CSA-11-4969HL-2	8/3/2001	4.6	mg/kg			
CSA	12	4970 Rockwood Parkway						No	No
			OU5-CSA-12-4970RP-1	8/3/2001	3.3	mg/kg			
			OU5-CSA-12-4970RP-2	8/3/2001	3.2	mg/kg			
CSA	11	4971 Hillbrook Lane						No	No
			OU5-CSA-11-4971HL-1	8/1/2001	3.7	mg/kg			
			OU5-CSA-11-4971HL-2	8/1/2001	7.7	mg/kg			
CSA	11	4973 Hillbrook Lane						No	No
			OU5-CSA-11-4973HL-1	8/3/2001	4.1	mg/kg			
			OU5-CSA-11-4973HL-2	8/3/2001	3.9	mg/kg			
CSA	11	4974 Quebec Street						No	No
			OU5-CSA-11-4974QS-1	10/26/2001	2.9	mg/kg			
			OU5-CSA-11-4974QS-2	10/26/2001	2.9 J	mg/kg			
CSA	11	4975 Hillbrook Lane						No	No
			OU5-CSA-11-4975HL-1	8/10/2001	3.4	mg/kg			
			OU5-CSA-11-4975HL-2	8/10/2001	5.4	mg/kg			
CSA	11	4975 Rockwood Parkway						No	No
			OU5-CSA-11-4975RP-1	10/4/2001	2.9	mg/kg			
			OU5-CSA-11-4975RP-2	10/4/2001	2.6	mg/kg			
			OU5-CSA-11-4975RP-DUP68	10/4/2001	7.8	mg/kg	OU5-CSA-11-4975RP-1		
CSA	11	4977 Glenbrook Road						No	No
			OU5-CSA-11-4977GR-1	8/10/2001	4.4	mg/kg			
			OU5-CSA-11-4977GR-2	8/10/2001	4.9	mg/kg			
CSA	11	4980 Hillbrook Lane						No	No
			OU5-CSA-11-4980HL-1	8/1/2001	4.4	mg/kg			
			OU5-CSA-11-4980HL-2	8/1/2001	4.8	mg/kg			
CSA	11	4980 Quebec Street						No	No
			OU5-CSA-11-4980QS-1	10/26/2001	9.6	mg/kg			
			OU5-CSA-11-4980QS-2	10/26/2001	4.9	mg/kg			

Area	Group	Address	Sample ID	Sample Date	Result \1	Units	Duplicate Match	Specialty Boring?	Grid Sampled?
CSA	12	4984 Rockwood Parkway						No	No
			OU5-CSA-12-4984RP-1	8/3/2001	3.4	mg/kg			
			OU5-CSA-12-4984RP-2	8/3/2001	3.1	mg/kg			
CSA	11	4985 Rockwood Parkway						Yes	No
			OU5-CSA-11-4985RP-1	7/6/2001	8.1	mg/kg			
			OU5-CSA-11-4985RP-2	7/6/2001	4.2	mg/kg			
			OU5-CSA-11-4985RP-SB-DUP50	8/7/2001	7.4	mg/kg	OU5-CSA-11-4985RP-SB1		
			OU5-CSA-11-4985RP-SB1	8/7/2001	2 J	mg/kg			
			OU5-CSA-11-4985RP-SB2	8/7/2001	1.5 J	mg/kg			
			OU5-CSA-11-4985RP-SB3	8/7/2001	2.5	mg/kg			
			OU5-CSA-11-4985RP-SB4	8/7/2001	0.57 U	mg/kg			
			OU5-CSA-11-4985RP-SB5	8/7/2001	0.57 J	mg/kg			
			OU5-CSA-11-4985RP-SB6	8/7/2001	1.1 J	mg/kg			
CTA	1A	4988 Warren Street						No	No
			OU5-CTA-1A-4988WS-1	8/9/2001	2.2	mg/kg			
			OU5-CTA-1A-4988WS-2	8/9/2001	2.3	mg/kg			
			OU5-CTA-1A-4988WS-3	8/9/2001	2.9	mg/kg			
			OU5-CTA-1A-4988WS-4	8/9/2001	2.9	mg/kg			
			OU5-CTA-1A-4988WS-DUP41	8/9/2001	2.7	mg/kg	OU5-CTA-1A-4988WS-3		
			OU5-CTA-1A-4988WS-SB1	8/9/2001	2.5	mg/kg			
			OU5-CTA-1A-4988WS-SB10	8/9/2001	3.1	mg/kg			
			OU5-CTA-1A-4988WS-SB2	8/9/2001	2.9	mg/kg			
			OU5-CTA-1A-4988WS-SB3	8/9/2001	3.1	mg/kg			
			OU5-CTA-1A-4988WS-SB4	8/9/2001	2.1 J	mg/kg			
			OU5-CTA-1A-4988WS-SB5	8/9/2001	4.3	mg/kg			
			OU5-CTA-1A-4988WS-SB6	8/9/2001	4.4	mg/kg			
			OU5-CTA-1A-4988WS-SB7	8/9/2001	4.5	mg/kg			
			OU5-CTA-1A-4988WS-SB8	8/9/2001	2.6	mg/kg			
			OU5-CTA-1A-4988WS-SB9	8/9/2001	2.7	mg/kg			
CSA	12	4989 Glenbrook Road						No	No
			OU5-CSA-12-4989GR-1	9/20/2001	5.5	mg/kg			
			OU5-CSA-12-4989GR-2	9/20/2001	8.4	mg/kg			
CTA	1A	4990 Warren Street						No	No
			OU5-CTA-1A-4990WS-1	8/30/2001	3.5	mg/kg			

Area	Group	Address	Sample ID	Sample Date	Result \1	Units	Duplicate Match	Specialty Boring?	Grid Sampled?
			OU5-CTA-1A-4990WS-2	8/30/2001	3.9	mg/kg			
			OU5-CTA-1A-4990WS-3	8/30/2001	4.5	mg/kg			
			OU5-CTA-1A-4990WS-4	8/30/2001	4.2	mg/kg			
			OU5-CTA-1A-4990WS-SB-DUP65	8/30/2001	1.6 J	mg/kg	OU5-CTA-1A-4990WS-SB6		
			OU5-CTA-1A-4990WS-SB1	8/30/2001	2.4	mg/kg			
			OU5-CTA-1A-4990WS-SB2	8/30/2001	2.8	mg/kg			
			OU5-CTA-1A-4990WS-SB3	8/30/2001	4.3	mg/kg			
			OU5-CTA-1A-4990WS-SB4	8/30/2001	2.3	mg/kg			
			OU5-CTA-1A-4990WS-SB5	8/30/2001	2.2 J	mg/kg			
			OU5-CTA-1A-4990WS-SB6	8/30/2001	0.99 J	mg/kg			
			OU5-CTA-1A-4990WS-SB7	8/30/2001	2.2 J	mg/kg			
CTA	***1A***	***4992 Warren Street***						***Yes***	***No***
			OU5-CTA-1A-4992WS-1	8/9/2001	2.2	mg/kg			
			OU5-CTA-1A-4992WS-2	8/9/2001	3.7	mg/kg			
			OU5-CTA-1A-4992WS-3	8/9/2001	2.3	mg/kg			
			OU5-CTA-1A-4992WS-4	8/9/2001	2.4	mg/kg			
			OU5-CTA-1A-4992WS-SB-DUP51	8/9/2001	2.4	mg/kg	OU5-CTA-1A-4992WS-SB2		
			OU5-CTA-1A-4992WS-SB1	8/9/2001	1.5 J	mg/kg			
			OU5-CTA-1A-4992WS-SB2	8/9/2001	2.7	mg/kg			
			OU5-CTA-1A-4992WS-SB3	8/9/2001	1.6 J	mg/kg			
			OU5-CTA-1A-4992WS-SB4	8/9/2001	1.5 J	mg/kg			
			OU5-CTA-1A-4992WS-SB5	8/9/2001	1.2 J	mg/kg			
			OU5-CTA-1A-4992WS-SB6	8/9/2001	2.8	mg/kg			
CSA	***12***	***4994 Glenbrook Road***						***No***	***No***
			OU5-CSA-12-4994GR-1	2/14/2002	3.7	mg/kg			
			OU5-CSA-12-4994GR-2	2/14/2002	2.3	mg/kg			
CTA	***1A***	***4994 Warren Street***						***Yes***	***No***
			OU5-CTA-1A-4994WS-1	9/17/2001	1.1 J	mg/kg			
			OU5-CTA-1A-4994WS-2	9/17/2001	2.2	mg/kg			
			OU5-CTA-1A-4994WS-3	9/17/2001	1.5 J	mg/kg			
			OU5-CTA-1A-4994WS-4	9/17/2001	1.3 J	mg/kg			
			OU5-CTA-1A-4994WS-SB-DUP72	9/17/2001	0.36 U	mg/kg	OU5-CTA-1A-4994WS-SB4		
			OU5-CTA-1A-4994WS-SB1	9/17/2001	1.3 J	mg/kg			
			OU5-CTA-1A-4994WS-SB2	9/17/2001	1.1 J	mg/kg			

Area	Group	Address	Sample ID	Sample Date	Result \1		Units	Duplicate Match	Specialty Boring?	Grid Sampled?
			OU5-CTA-1A-4994WS-SB3	9/17/2001	1.8	J	mg/kg			
			OU5-CTA-1A-4994WS-SB4	9/17/2001	0.36	U	mg/kg			
			OU5-CTA-1A-4994WS-SB5	9/17/2001	0.39	U	mg/kg			
CSA	***12***	***4995 Glenbrook Road***							***No***	***No***
			OU5-CSA-12-4995GR-1	2/14/2002	5.4	J	mg/kg			
			OU5-CSA-12-4995GR-2	2/14/2002	5	J	mg/kg			
			OU5-CSA-12-4995GR-DUP104	2/14/2002	3.6		mg/kg	OU5-CSA-12-4995GR-1		
CTA	***1A***	***4996 Warren Street***							***Yes***	***No***
			OU4-4996-SB1	4/16/2001	1.2	J	mg/kg			
			OU4-4996-SB2	4/16/2001	0.96	J	mg/kg			
			OU4-4996-SB3	4/16/2001	1.1	J	mg/kg			
			OU4-4996-SB4	4/16/2001	1	J	mg/kg			
			OU4-4996-SB5	4/16/2001	2.5		mg/kg			
			OU4-4996-SB6	4/16/2001	2.8		mg/kg			
			OU4-4996-SS1	4/16/2001	1.47	J	mg/kg			
			OU4-4996-SS2	4/16/2001	2.52		mg/kg			
			OU4-4996-SS3	4/16/2001	1.9	J	mg/kg			
			OU4-4996-SS4	4/16/2001	2.36	J	mg/kg			
			OU5-CTA-1A-4996WS-SB1	9/17/2001	1.5	J	mg/kg			
			OU5-CTA-1A-4996WS-SB2	9/17/2001	0.71	J	mg/kg			
			OU5-CTA-1A-4996WS-SB3	9/17/2001	0.81	J	mg/kg			
			OU5-CTA-1A-4996WS-SB4	9/17/2001	1.4	J	mg/kg			
			OU5-CTA-1A-4996WS-SB5	9/17/2001	1.7	J	mg/kg			
			OU5-CTA-1A-4996WS-SB6	9/17/2001	1.4	J	mg/kg			
CTA	***1A***	***4998 Warren Street***							***No***	***No***
			OU5-CTA-1A-4998WS-1	7/9/2001	3.6		mg/kg			
			OU5-CTA-1A-4998WS-2	7/9/2001	2.7		mg/kg			
			OU5-CTA-1A-4998WS-3	7/9/2001	2.4		mg/kg			
			OU5-CTA-1A-4998WS-4	7/9/2001	6.3		mg/kg			
			OU5-CTA-1A-4998WS-SB-1	7/9/2001	2.5		mg/kg			
			OU5-CTA-1A-4998WS-SB-2	7/9/2001	3.2		mg/kg			
			OU5-CTA-1A-4998WS-SB-3	7/9/2001	2.7		mg/kg			
			OU5-CTA-1A-4998WS-SB-4	7/9/2001	1.7	J	mg/kg			
			OU5-CTA-1A-4998WS-SB-5	7/9/2001	2.7		mg/kg			
			OU5-CTA-1A-4998WS-SB-6	7/9/2001	1.3	J	mg/kg			

Area	Group	Address	Sample ID	Sample Date	Result \1	Units	Duplicate Match	Specialty Boring?	Grid Sampled?
			OU5-CTA-1A-4998WS-SB-DUP26	7/9/2001	1.4 J	mg/kg	OU5-CTA-1A-4998WS-SB-6		
CSA	**2**	**5000 Massachusetts Avenue**						**No**	**No**
			OU5-CSA-2-5000MA-1	10/25/2001	3.3	mg/kg			
			OU5-CSA-2-5000MA-2	10/25/2001	3.2	mg/kg			
CSA	**12**	**5000 Overlook Road**						**No**	**No**
			OU5-CSA-12-5000OR-1	8/3/2001	5.4	mg/kg			
			OU5-CSA-12-5000OR-2	8/3/2001	4.3	mg/kg			
CSA	**12**	**5000 Rockwood Parkway**						**No**	**No**
			OU5-CSA-12-5000RP-1	8/10/2001	3.3	mg/kg			
			OU5-CSA-12-5000RP-2	8/10/2001	3.1	mg/kg			
CTA	**1C**	**5000 Van Ness Street**						**No**	**No**
			OU5-CTA-1C-5000VNS-1	8/13/2001	4.7	mg/kg			
			OU5-CTA-1C-5000VNS-2	8/13/2001	3.8	mg/kg			
			OU5-CTA-1C-5000VNS-3	8/13/2001	3.4	mg/kg			
			OU5-CTA-1C-5000VNS-4	8/13/2001	3	mg/kg			
			OU5-CTA-1C-5000VNS-DUP40	8/13/2001	4.6	mg/kg	OU5-CTA-1C-5000VNS-1		
			OU5-CTA-1C-5000VNS-SB-DUP51	8/13/2001	1.8 J	mg/kg	OU5-CTA-1C-5000VNS-SB5		
			OU5-CTA-1C-5000VNS-SB1	8/13/2001	2.3	mg/kg			
			OU5-CTA-1C-5000VNS-SB2	8/13/2001	2.2	mg/kg			
			OU5-CTA-1C-5000VNS-SB3	8/13/2001	3.3	mg/kg			
			OU5-CTA-1C-5000VNS-SB4	8/13/2001	1.6 J	mg/kg			
			OU5-CTA-1C-5000VNS-SB5	8/13/2001	1.8 J	mg/kg			
			OU5-CTA-1C-5000VNS-SB6	8/13/2001	2.4	mg/kg			
			OU5-CTA-1C-5000VNS-SB7	8/13/2001	0.71 J	mg/kg			
			OU5-CTA-1C-5000VNS-SB8	8/13/2001	0.89 J	mg/kg			
CTA	**1A**	**5000 Warren Street**						**No**	**No**
			OU5-CTA-1A-5000WS-1	8/30/2001	3.2	mg/kg			
			OU5-CTA-1A-5000WS-2	8/30/2001	3	mg/kg			
			OU5-CTA-1A-5000WS-3	8/30/2001	3.4	mg/kg			
			OU5-CTA-1A-5000WS-4	8/30/2001	2.5	mg/kg			
			OU5-CTA-1A-5000WS-SB-DUP66	8/30/2001	1.1 J	mg/kg	OU5-CTA-1A-5000WS-SB5		
			OU5-CTA-1A-5000WS-SB1	8/30/2001	3.4	mg/kg			

Area	Group	Address	Sample ID	Sample Date	Result \1		Units	Duplicate Match	Specialty Boring?	Grid Sampled?
			OU5-CTA-1A-5000WS-SB2	8/30/2001	4.2		mg/kg			
			OU5-CTA-1A-5000WS-SB3	8/30/2001	3.8		mg/kg			
			OU5-CTA-1A-5000WS-SB4	8/30/2001	1	J	mg/kg			
			OU5-CTA-1A-5000WS-SB5	8/30/2001	1	J	mg/kg			
			OU5-CTA-1A-5000WS-SB6	8/30/2001	1.3	J	mg/kg			
			OU5-CTA-1A-5000WS-SB7	8/30/2001	1.5	J	mg/kg			
CSA	***12***	***5001 Loughboro Road***							***No***	***Yes + 1' arsenic boring***
			OU5-CSA-12-5001LR-1	8/10/2001	23.6		mg/kg			
			OU5-CSA-12-5001LR-2	8/10/2001	3.1	J	mg/kg			
CSA	***11***	***5001 Rockwood Parkway***							***Yes***	***Yes***
			OU5-CSA-11-5001RP-1	6/11/2001	14.9		mg/kg			
			OU5-CSA-11-5001RP-2	6/11/2001	10		mg/kg			
			OU5-CSA-11-5001RP-SB1	8/7/2001	2.4		mg/kg			
			OU5-CSA-11-5001RP-SB2	8/7/2001	2.5		mg/kg			
			OU5-CSA-11-5001RP-SB3	8/7/2001	0.82	J	mg/kg			
			OU5-CSA-11-5001RP-SB4	8/7/2001	1.6	J	mg/kg			
			OU5-CSA-11-5001RP-SB5	8/7/2001	0.92	J	mg/kg			
			OU5-CSA-11-5001RP-SB6	8/7/2001	3.9		mg/kg			
CTA	***1C***	***5001 Sedgwick Street***							***Yes***	***No***
			OU5-CTA-1C-5001SegS-1	7/23/2001	6.5		mg/kg			
			OU5-CTA-1C-5001SegS-2	7/23/2001	10.6		mg/kg			
			OU5-CTA-1C-5001SegS-3	7/23/2001	3.6		mg/kg			
			OU5-CTA-1C-5001SegS-4	7/23/2001	5.1		mg/kg			
			OU5-CTA-1C-5001SegS-SB-1	7/23/2001	4		mg/kg			
			OU5-CTA-1C-5001SegS-SB-2	7/23/2001	3		mg/kg			
			OU5-CTA-1C-5001SegS-SB-3	7/23/2001	5		mg/kg			
			OU5-CTA-1C-5001SegS-SB-4	7/23/2001	3.1		mg/kg			
			OU5-CTA-1C-5001SegS-SB-5	7/23/2001	2.7		mg/kg			
			OU5-CTA-1C-5001SegS-SB-6	7/23/2001	2.5		mg/kg			
CTA	***1C***	***5001 Upton Street***							***Yes***	***No***
			OU5-CTA-1C-5001US-1	6/11/2001	6.6		mg/kg			
			OU5-CTA-1C-5001US-2	6/11/2001	3		mg/kg			
			OU5-CTA-1C-5001US-3	6/11/2001	7.4		mg/kg			
			OU5-CTA-1C-5001US-4	6/11/2001	5.9		mg/kg			
			OU5-CTA-1C-5001US-SB-1	6/11/2001	5.2		mg/kg			

Area	Group	Address	Sample ID	Sample Date	Result \1		Units	Duplicate Match	Specialty Boring?	Grid Sampled?
			OU5-CTA-1C-5001US-SB-2	6/11/2001	1.2	J	mg/kg			
			OU5-CTA-1C-5001US-SB-3	6/11/2001	0.83	J	mg/kg			
			OU5-CTA-1C-5001US-SB-4	6/11/2001	0.74	J	mg/kg			
			OU5-CTA-1C-5001US-SB-5	6/11/2001	0.75	J	mg/kg			
			OU5-CTA-1C-5001US-SB-6	6/11/2001	0.94	J	mg/kg			
			OU5-CTA-1C-5001US-SB-DUP05	6/11/2001	1.1	J	mg/kg	OU5-CTA-1C-5001US-SB-4		
CTA	***1A***	***5001 Van Ness Street***							***Yes***	***Yes***
			OU5-CTA-1A-5001VNS-1	7/3/2001	5.5		mg/kg			
			OU5-CTA-1A-5001VNS-2	7/3/2001	5.3		mg/kg			
			OU5-CTA-1A-5001VNS-3	7/3/2001	34.7		mg/kg			
			OU5-CTA-1A-5001VNS-4	7/3/2001	4		mg/kg			
			OU5-CTA-1A-5001VNS-DUP16	7/3/2001	35.4		mg/kg	OU5-CTA-1A-5001VNS-3		
			OU5-CTA-1A-5001VNS-SB-1	7/3/2001	2.5		mg/kg			
			OU5-CTA-1A-5001VNS-SB-2	7/3/2001	1.2	J	mg/kg			
			OU5-CTA-1A-5001VNS-SB-3	7/3/2001	0.7	J	mg/kg			
			OU5-CTA-1A-5001VNS-SB-4	7/3/2001	1.4	J	mg/kg			
			OU5-CTA-1A-5001VNS-SB-5	7/3/2001	0.67	J	mg/kg			
			OU5-CTA-1A-5001VNS-SB-6	7/3/2001	0.56	U	mg/kg			
			OU5-CTA-1A-5001VNS-SB-DUP22	7/3/2001	1.2	J	mg/kg	OU5-CTA-1A-5001VNS-SB-4		
CTA	***1A***	***5001 Warren Street***							***No***	***No***
			OU5-CTA-1A-5001WS-1	6/12/2001	2.8		mg/kg			
			OU5-CTA-1A-5001WS-2	6/12/2001	2.3	J	mg/kg			
			OU5-CTA-1A-5001WS-3	6/12/2001	1.9	J	mg/kg			
			OU5-CTA-1A-5001WS-4	6/12/2001	1.8	J	mg/kg			
			OU5-CTA-1A-5001WS-SB1	6/12/2001	1	J	mg/kg			
			OU5-CTA-1A-5001WS-SB2	6/12/2001	1.5	J	mg/kg			
			OU5-CTA-1A-5001WS-SB3	6/12/2001	0.85	J	mg/kg			
			OU5-CTA-1A-5001WS-SB4	6/12/2001	2.8		mg/kg			
			OU5-CTA-1A-5001WS-SB5	6/12/2001	2.9		mg/kg			
			OU5-CTA-1A-5001WS-SB6	6/12/2001	1.2	J	mg/kg			
			OU5-CTA-1A-5001WS-SBDUP05	6/12/2001	1.5	J	mg/kg	OU5-CTA-1A-5001WS-SB3		
CTA	***1A***	***5002 50th Place***							***No***	***No***
			OU5-CTA-1A-5002(50P)-1	8/8/2001	2.8		mg/kg			

Area	Group	Address	Sample ID	Sample Date	Result \1		Units	Duplicate Match	Specialty Boring?	Grid Sampled?
			OU5-CTA-1A-5002(50P)-2	8/8/2001	2.5		mg/kg			
			OU5-CTA-1A-5002(50P)-3	8/8/2001	2.7		mg/kg			
			OU5-CTA-1A-5002(50P)-4	8/8/2001	3		mg/kg			
			OU5-CTA-1A-5002(50P)-DUP37	8/8/2001	2.7		mg/kg	OU5-CTA-1A-5002(50P)-2		
			OU5-CTA-1A-5002(50P)-SB1	8/8/2001	3.6		mg/kg			
			OU5-CTA-1A-5002(50P)-SB2	8/8/2001	2.4		mg/kg			
			OU5-CTA-1A-5002(50P)-SB3	8/8/2001	1.5	J	mg/kg			
			OU5-CTA-1A-5002(50P)-SB4	8/8/2001	1.6	J	mg/kg			
			OU5-CTA-1A-5002(50P)-SB5	8/8/2001	1.4	J	mg/kg			
			OU5-CTA-1A-5002(50P)-SB6	8/8/2001	0.57	U	mg/kg			
CSA	***2***	***5002 Massachusetts Avenue***							***No***	***No***
			OU5-CSA-2A-5002MA-1	6/8/2001	3.9		mg/kg			
			OU5-CSA-2A-5002MA-2	6/8/2001	2.9		mg/kg			
CTA	***1A***	***5002 Warren Street***							***Yes***	***No***
			OU5-CTA-1A-5002WS-1	8/2/2001	2.8		mg/kg			
			OU5-CTA-1A-5002WS-2	8/2/2001	2.3	J	mg/kg			
			OU5-CTA-1A-5002WS-3	8/2/2001	2.1	J	mg/kg			
			OU5-CTA-1A-5002WS-4	8/2/2001	2.4		mg/kg			
			OU5-CTA-1A-5002WS-DUP34	8/2/2001	2.4	J	mg/kg	OU5-CTA-1A-5002WS-4		
			OU5-CTA-1A-5002WS-SB-1	8/2/2001	3.6		mg/kg			
			OU5-CTA-1A-5002WS-SB-2	8/2/2001	3.1		mg/kg			
			OU5-CTA-1A-5002WS-SB-3	8/2/2001	2.5	J	mg/kg			
			OU5-CTA-1A-5002WS-SB-4	8/2/2001	2.3		mg/kg			
			OU5-CTA-1A-5002WS-SB-5	8/2/2001	1.1	J	mg/kg			
			OU5-CTA-1A-5002WS-SB-6	8/2/2001	2.8		mg/kg			
			OU5-CTA-1A-5002WS-SB-7	8/2/2001	3.5		mg/kg			
			OU5-CTA-1A-5002WS-SB-8	8/2/2001	1.6	J	mg/kg			
			OU5-CTA-1A-5002WS-SB-9	8/2/2001	1.8	J	mg/kg			
CTA	***1A***	***5003 Warren Street***							***No***	***No***
			OU5-CTA-1A-5003WS-1	6/12/2001	2.6		mg/kg			
			OU5-CTA-1A-5003WS-2	6/12/2001	2.9		mg/kg			
			OU5-CTA-1A-5003WS-3	6/12/2001	1.9	J	mg/kg			
			OU5-CTA-1A-5003WS-4	6/12/2001	2.6	J	mg/kg			
			OU5-CTA-1A-5003WS-SB1	6/12/2001	2.7		mg/kg			
			OU5-CTA-1A-5003WS-SB2	6/12/2001	3.1		mg/kg			

Area	Group	Address	Sample ID	Sample Date	Result \1		Units	Duplicate Match	Specialty Boring?	Grid Sampled?
			OU5-CTA-1A-5003WS-SB3	6/12/2001	1.4	J	mg/kg			
			OU5-CTA-1A-5003WS-SB4	6/12/2001	2.9		mg/kg			
			OU5-CTA-1A-5003WS-SB5	6/12/2001	0.59	J	mg/kg			
			OU5-CTA-1A-5003WS-SB6	6/12/2001	0.83	J	mg/kg			
			OU5-CTA-1A-5003WS-SB7	6/12/2001	1.7	J	mg/kg			
CTA	***1A***	***5004 50th Place***							***No***	***No***
			OU5-CTA-1A-5004(50P)-1	8/8/2001	2.4		mg/kg			
			OU5-CTA-1A-5004(50P)-2	8/8/2001	1.7	J	mg/kg			
			OU5-CTA-1A-5004(50P)-3	8/8/2001	2	J	mg/kg			
			OU5-CTA-1A-5004(50P)-4	8/8/2001	2.6		mg/kg			
			OU5-CTA-1A-5004(50P)-SB-DUP49	8/8/2001	0.62	J	mg/kg	OU5-CTA-1A-5004(50P)-SB2		
			OU5-CTA-1A-5004(50P)-SB1	8/8/2001	2.1	J	mg/kg			
			OU5-CTA-1A-5004(50P)-SB2	8/8/2001	0.74	J	mg/kg			
			OU5-CTA-1A-5004(50P)-SB3	8/8/2001	0.56	J	mg/kg			
CTA	***1A***	***5004 Warren Street***							***Yes***	***No***
			OU5-CTA-1A-5004WS-1	6/26/2001	2.3		mg/kg			
			OU5-CTA-1A-5004WS-2	6/26/2001	2.5		mg/kg			
			OU5-CTA-1A-5004WS-3	6/26/2001	2.1	J	mg/kg			
			OU5-CTA-1A-5004WS-4	6/26/2001	5.2		mg/kg			
			OU5-CTA-1A-5004WS-SB-1	6/26/2001	2.4		mg/kg			
			OU5-CTA-1A-5004WS-SB-2	6/26/2001	8.1		mg/kg			
			OU5-CTA-1A-5004WS-SB-3	6/26/2001	2.9		mg/kg			
			OU5-CTA-1A-5004WS-SB-4	6/26/2001	1.5	J	mg/kg			
			OU5-CTA-1A-5004WS-SB-5	6/26/2001	1.1	J	mg/kg			
			OU5-CTA-1A-5004WS-SB-6	6/26/2001	1.3	J	mg/kg			
CTA	***1A***	***5005 50th Place***							***No***	***No***
			OU5-CTA-1A-5005(50P)-1	8/8/2001	2.6		mg/kg			
			OU5-CTA-1A-5005(50P)-2	8/8/2001	1.7	J	mg/kg			
			OU5-CTA-1A-5005(50P)-3	8/8/2001	1.8	J	mg/kg			
			OU5-CTA-1A-5005(50P)-4	8/8/2001	2.1	J	mg/kg			
			OU5-CTA-1A-5005(50P)-DUP38	8/8/2001	2.3		mg/kg	OU5-CTA-1A-5005(50P)-1		
			OU5-CTA-1A-5005(50P)-SB-DUP48	8/8/2001	2.2	J	mg/kg	OU5-CTA-1A-5005(50P)-SB6		
			OU5-CTA-1A-5005(50P)-SB1	8/8/2001	2	J	mg/kg			
			OU5-CTA-1A-5005(50P)-SB10	8/8/2001	3.5		mg/kg			

Area	Group	Address	Sample ID	Sample Date	Result \1		Units	Duplicate Match	Specialty Boring?	Grid Sampled?
			OU5-CTA-1A-5005(50P)-SB2	8/8/2001	1.9	J	mg/kg			
			OU5-CTA-1A-5005(50P)-SB3	8/8/2001	2.1	J	mg/kg			
			OU5-CTA-1A-5005(50P)-SB4	8/8/2001	1.9	J	mg/kg			
			OU5-CTA-1A-5005(50P)-SB5	8/8/2001	0.62	U	mg/kg			
			OU5-CTA-1A-5005(50P)-SB6	8/8/2001	2	J	mg/kg			
			OU5-CTA-1A-5005(50P)-SB7	8/8/2001	2.6		mg/kg			
			OU5-CTA-1A-5005(50P)-SB8	8/8/2001	3.1		mg/kg			
			OU5-CTA-1A-5005(50P)-SB9	8/8/2001	2.3		mg/kg			
CTA	***1A***	***5005 Warren Street***							***No***	***No***
			OU5-CTA-1A-5005WS-1	6/15/2001	7.4		mg/kg			
			OU5-CTA-1A-5005WS-2	6/15/2001	3.8		mg/kg			
			OU5-CTA-1A-5005WS-3	6/15/2001	3.7		mg/kg			
			OU5-CTA-1A-5005WS-4	6/15/2001	3		mg/kg			
			OU5-CTA-1A-5005WS-SB-1	6/15/2001	1.9	J	mg/kg			
			OU5-CTA-1A-5005WS-SB-2	6/15/2001	1.2	J	mg/kg			
			OU5-CTA-1A-5005WS-SB-3	6/15/2001	2.1	J	mg/kg			
			OU5-CTA-1A-5005WS-SB-4	6/15/2001	1.9	J	mg/kg			
			OU5-CTA-1A-5005WS-SB-5	6/15/2001	0.38	U	mg/kg			
			OU5-CTA-1A-5005WS-SB-6	6/15/2001	0.72	J	mg/kg			
CTA	***1A***	***5006 50th Place***							***No***	***No***
			OU5-CTA-1A-5006(50P)-1	8/8/2001	2.5		mg/kg			
			OU5-CTA-1A-5006(50P)-2	8/8/2001	1.8	J	mg/kg			
			OU5-CTA-1A-5006(50P)-3	8/8/2001	2.2		mg/kg			
			OU5-CTA-1A-5006(50P)-4	8/8/2001	2.6		mg/kg			
			OU5-CTA-1A-5006(50P)-SB1	8/8/2001	0.97	J	mg/kg			
			OU5-CTA-1A-5006(50P)-SB2	8/8/2001	1.5	J	mg/kg			
			OU5-CTA-1A-5006(50P)-SB3	8/8/2001	1.7	J	mg/kg			
			OU5-CTA-1A-5006(50P)-SB4	8/8/2001	0.51	U	mg/kg			
			OU5-CTA-1A-5006(50P)-SB5	8/8/2001	0.97	J	mg/kg			
CSA	***2***	***5006 Massachusetts Avenue***							***Yes***	***No***
			OU5-CSA-2-5006MA-1	3/26/2002	22.6		mg/kg			
			OU5-CSA-2-5006MA-2	3/26/2002	21.6		mg/kg			
			OU5-CSA-2-5006MA-SB1	3/26/2002	4		mg/kg			
			OU5-CSA-2-5006MA-SB2	3/26/2002	1.8	J	mg/kg			
			OU5-CSA-2-5006MA-SB3	3/26/2002	1.8		mg/kg			
			OU5-CSA-2-5006MA-SB4	3/26/2002	1.9		mg/kg			

Area	Group	Address	Sample ID	Sample Date	Result \1		Units	Duplicate Match	Specialty Boring?	Grid Sampled?
			OU5-CSA-2-5006MA-SB5	3/26/2002	2.8		mg/kg			
			OU5-CSA-2-5006MA-SB6	3/26/2002	1.3	J	mg/kg			
CTA	**1C**	**5006 Tilden Street**							**No**	**No**
			OU5-CTA-1C-5006TS-1	7/2/2001	5.9		mg/kg			
			OU5-CTA-1C-5006TS-2	7/2/2001	2.3	J	mg/kg			
			OU5-CTA-1C-5006TS-3	7/2/2001	2.9		mg/kg			
			OU5-CTA-1C-5006TS-4	7/2/2001	3		mg/kg			
			OU5-CTA-1C-5006TS-SB-1	7/2/2001	3.4		mg/kg			
			OU5-CTA-1C-5006TS-SB-2	7/2/2001	1.9	J	mg/kg			
			OU5-CTA-1C-5006TS-SB-3	7/2/2001	2.1	J	mg/kg			
			OU5-CTA-1C-5006TS-SB-4	7/2/2001	0.37	U	mg/kg			
			OU5-CTA-1C-5006TS-SB-5	7/2/2001	1.8	J	mg/kg			
			OU5-CTA-1C-5006TS-SB-6	7/2/2001	1	J	mg/kg			
CTA	**1A**	**5006 Warren Street**							**Yes**	**No**
			OU5-CTA-1A-5006WS-1	6/14/2001	1.7	J	mg/kg			
			OU5-CTA-1A-5006WS-2	6/14/2001	2.9		mg/kg			
			OU5-CTA-1A-5006WS-3	6/14/2001	2.2	J	mg/kg			
			OU5-CTA-1A-5006WS-4	6/14/2001	1.7	J	mg/kg			
			OU5-CTA-1A-5006WS-SB-1	6/14/2001	0.56	J	mg/kg			
			OU5-CTA-1A-5006WS-SB-2	6/14/2001	1.4	J	mg/kg			
			OU5-CTA-1A-5006WS-SB-3	6/14/2001	0.54	J	mg/kg			
			OU5-CTA-1A-5006WS-SB-4	6/14/2001	0.51	J	mg/kg			
			OU5-CTA-1A-5006WS-SB-5	6/14/2001	1.6	J	mg/kg			
			OU5-CTA-1A-5006WS-SB-6	6/14/2001	0.39	J	mg/kg			
CTA	**1A**	**5007 Warren Street**							**No**	**No**
			OU5-CTA-1A-5007WS-1	11/5/2001	2.9		mg/kg			
			OU5-CTA-1A-5007WS-2	11/5/2001	3.3		mg/kg			
			OU5-CTA-1A-5007WS-3	11/5/2001	2.8		mg/kg			
			OU5-CTA-1A-5007WS-4	11/5/2001	1.7	J	mg/kg			
			OU5-CTA-1A-5007WS-SB-DUP89	11/5/2001	1.5	J	mg/kg	OU5-CTA-1A-5007WS-SB3		
			OU5-CTA-1A-5007WS-SB1	11/5/2001	1.1	J	mg/kg			
			OU5-CTA-1A-5007WS-SB10	11/5/2001	0.56	U	mg/kg			
			OU5-CTA-1A-5007WS-SB2	11/5/2001	1.6	J	mg/kg			
			OU5-CTA-1A-5007WS-SB3	11/5/2001	1	J	mg/kg			
			OU5-CTA-1A-5007WS-SB4	11/5/2001	1.3	J	mg/kg			

Area	Group	Address	Sample ID	Sample Date	Result \1		Units	Duplicate Match	Specialty Boring?	Grid Sampled?
			OU5-CTA-1A-5007WS-SB5	11/5/2001	1.4	J	mg/kg			
			OU5-CTA-1A-5007WS-SB6	11/5/2001	1.2	J	mg/kg			
			OU5-CTA-1A-5007WS-SB7	11/5/2001	0.69	J	mg/kg			
			OU5-CTA-1A-5007WS-SB8	11/5/2001	1.7	J	mg/kg			
			OU5-CTA-1A-5007WS-SB9	11/5/2001	0.57	U	mg/kg			
CSA	***2***	***5007 Yuma Street***							***No***	***No***
			OU5-CSA-2-5007YS-1	9/21/2001	3.7		mg/kg			
			OU5-CSA-2-5007YS-2	9/21/2001	1.6	J	mg/kg			
			OU5-CSA-2-5007YS-DUP65	9/21/2001	1.7	J	mg/kg	OU5-CSA-2-5007YS-2		
CTA	***1A***	***5008 Warren Street***							***Yes***	***No***
			OU5-CTA-1A-5008WS-1	7/31/2001	1.9	J	mg/kg			
			OU5-CTA-1A-5008WS-2	7/31/2001	1.6	J	mg/kg			
			OU5-CTA-1A-5008WS-3	7/31/2001	1.6	J	mg/kg			
			OU5-CTA-1A-5008WS-4	7/31/2001	1.4	J	mg/kg			
			OU5-CTA-1A-5008WS-SB-1	7/31/2001	1.3	J	mg/kg			
			OU5-CTA-1A-5008WS-SB-2	7/31/2001	1.1	J	mg/kg			
			OU5-CTA-1A-5008WS-SB-3	7/31/2001	1	J	mg/kg			
			OU5-CTA-1A-5008WS-SB-4	7/31/2001	0.46	J	mg/kg			
			OU5-CTA-1A-5008WS-SB-5	7/31/2001	1.2	J	mg/kg			
			OU5-CTA-1A-5008WS-SB-6	7/31/2001	1.5	J	mg/kg			
CSA	***12***	***5009 Loughboro Road***							***No***	***No***
			OU5-CSA-12-5009LR-1	9/20/2001	4		mg/kg			
			OU5-CSA-12-5009LR-2	9/20/2001	8.8		mg/kg			
CTA	***1C***	***5009 Tilden Street***							***No***	***No***
			OU5-CTA-1C-5009TS-1	8/27/2001	4.7		mg/kg			
			OU5-CTA-1C-5009TS-2	8/27/2001	4.6		mg/kg			
			OU5-CTA-1C-5009TS-3	8/27/2001	4.1		mg/kg			
			OU5-CTA-1C-5009TS-4	8/27/2001	4.9		mg/kg			
			OU5-CTA-1C-5009TS-SB1	8/27/2001	2.6		mg/kg			
			OU5-CTA-1C-5009TS-SB2	8/27/2001	2.7		mg/kg			
			OU5-CTA-1C-5009TS-SB3	8/27/2001	3.3		mg/kg			
			OU5-CTA-1C-5009TS-SB4	8/27/2001	1.7	J	mg/kg			
			OU5-CTA-1C-5009TS-SB5	8/27/2001	0.56	U	mg/kg			
			OU5-CTA-1C-5009TS-SB6	8/27/2001	1.2	J	mg/kg			

Area	Group	Address	Sample ID	Sample Date	Result \1		Units	Duplicate Match	Specialty Boring?	Grid Sampled?
CTA	1C	5009 Upton Street							No	No
			OU5-CTA-1C-5009US-1	8/29/2002	3.5		mg/kg			
			OU5-CTA-1C-5009US-2	8/29/2002	3.8		mg/kg			
			OU5-CTA-1C-5009US-3	8/29/2002	10.7		mg/kg			
			OU5-CTA-1C-5009US-4	8/29/2002	5.7		mg/kg			
			OU5-CTA-1C-5009US-SB1	8/29/2002	6		mg/kg			
			OU5-CTA-1C-5009US-SB2	8/29/2002	4		mg/kg			
			OU5-CTA-1C-5009US-SB3	8/29/2002	0.68	J	mg/kg			
			OU5-CTA-1C-5009US-SB4	8/29/2002	0.9	J	mg/kg			
			OU5-CTA-1C-5009US-SB5	8/29/2002	1.1	J	mg/kg			
			OU5-CTA-1C-5009US-SB6	8/29/2002	0.73	J	mg/kg			
CTA	1A	5009 Warren Street							No	No
			OU5-CTA-1A-5009WS-1	7/9/2001	4.3		mg/kg			
			OU5-CTA-1A-5009WS-2	7/9/2001	6.4		mg/kg			
			OU5-CTA-1A-5009WS-3	7/9/2001	2.3	J	mg/kg			
			OU5-CTA-1A-5009WS-4	7/9/2001	2	J	mg/kg			
			OU5-CTA-1A-5009WS-DUP18	7/9/2001	5.9		mg/kg	OU5-CTA-1A-5009WS-1		
			OU5-CTA-1A-5009WS-SB-1	7/9/2001	1.5	J	mg/kg			
			OU5-CTA-1A-5009WS-SB-2	7/9/2001	2.7	L	mg/kg			
			OU5-CTA-1A-5009WS-SB-3	7/9/2001	1.3	J	mg/kg			
			OU5-CTA-1A-5009WS-SB-4	7/9/2001	5.2	L	mg/kg			
			OU5-CTA-1A-5009WS-SB-5	7/9/2001	1.2	J	mg/kg			
			OU5-CTA-1A-5009WS-SB-6	7/9/2001	0.5	J	mg/kg			
CSA	2	5010 Massachusetts Avenue							Yes	No
			OU5-CSA-2-5010MA-1	11/12/2001	3.7		mg/kg			
			OU5-CSA-2-5010MA-2	11/12/2001	3.1		mg/kg			
			OU5-CSA-2-5010MA-SB-DUP92	11/12/2001	0.58	U	mg/kg	OU5-CSA-2-5010MA-SB6		
			OU5-CSA-2-5010MA-SB1	11/12/2001	2.3		mg/kg			
			OU5-CSA-2-5010MA-SB2	11/12/2001	1.7	J	mg/kg			
			OU5-CSA-2-5010MA-SB3	11/12/2001	0.92	J	mg/kg			
			OU5-CSA-2-5010MA-SB4	11/12/2001	2.2	J	mg/kg			
			OU5-CSA-2-5010MA-SB5	11/12/2001	2.1	J	mg/kg			
			OU5-CSA-2-5010MA-SB6	11/12/2001	0.58	U	mg/kg			
			OU5-CSA-2-5010MA-SB7	11/12/2001	3.4		mg/kg			

Area	Group	Address	Sample ID	Sample Date	Result \1		Units	Duplicate Match	Specialty Boring?	Grid Sampled?
CSA	12	5010 Overlook Road							No	No
			OU5-CSA-12-5010OR-1	10/26/2001	3.5		mg/kg			
			OU5-CSA-12-5010OR-2	10/26/2001	2.2	J	mg/kg			
CTA	1C	5010 Sedgwick Street							No	No
			OU5-CTA-1C-5010SegS-1	11/6/2001	4.3		mg/kg			
			OU5-CTA-1C-5010SegS-2	11/6/2001	4.8		mg/kg			
			OU5-CTA-1C-5010SegS-3	11/6/2001	4.4		mg/kg			
			OU5-CTA-1C-5010SegS-4	11/6/2001	3.6		mg/kg			
			OU5-CTA-1C-5010SegS-SB1	11/6/2001	3.8		mg/kg			
			OU5-CTA-1C-5010SegS-SB2	11/6/2001	2.3		mg/kg			
			OU5-CTA-1C-5010SegS-SB3	11/6/2001	2.1	J	mg/kg			
			OU5-CTA-1C-5010SegS-SB4	11/6/2001	1.1	J	mg/kg			
			OU5-CTA-1C-5010SegS-SB5	11/6/2001	1.2	J	mg/kg			
			OU5-CTA-1C-5010SegS-SB6	11/6/2001	1.3	J	mg/kg			
CTA	1C	5010 Van Ness Street							Yes	No
			OU5-CTA-1C-5010VNS-1	6/14/2001	3.8		mg/kg			
			OU5-CTA-1C-5010VNS-2	6/14/2001	4		mg/kg			
			OU5-CTA-1C-5010VNS-3	6/14/2001	3.5		mg/kg			
			OU5-CTA-1C-5010VNS-4	6/14/2001	4.8		mg/kg			
			OU5-CTA-1C-5010VNS-SB1	6/14/2001	4.3		mg/kg			
			OU5-CTA-1C-5010VNS-SB2	6/14/2001	1.7	J	mg/kg			
			OU5-CTA-1C-5010VNS-SB3	6/14/2001	0.39	J	mg/kg			
			OU5-CTA-1C-5010VNS-SB4	6/14/2001	1	J	mg/kg			
			OU5-CTA-1C-5010VNS-SB5	6/14/2001	0.64	J	mg/kg			
			OU5-CTA-1C-5010VNS-SB6	6/14/2001	0.98	J	mg/kg			
CTA	1A	5010 Warren Street							No	No
			OU5-CTA-1A-5010WS-1	7/10/2001	2.6		mg/kg			
			OU5-CTA-1A-5010WS-2	7/10/2001	2.3	J	mg/kg			
			OU5-CTA-1A-5010WS-3	7/10/2001	2	J	mg/kg			
			OU5-CTA-1A-5010WS-4	7/10/2001	1.1	J	mg/kg			
			OU5-CTA-1A-5010WS-SB1	7/10/2001	1.7	J	mg/kg			
			OU5-CTA-1A-5010WS-SB2	7/10/2001	1.6	J	mg/kg			
			OU5-CTA-1A-5010WS-SB3	7/10/2001	2.7		mg/kg			
			OU5-CTA-1A-5010WS-SB4	7/10/2001	0.62	J	mg/kg			
			OU5-CTA-1A-5010WS-SB5	7/10/2001	0.76	J	mg/kg			

Area	Group	Address	Sample ID	Sample Date	Result \1		Units	Duplicate Match	Specialty Boring?	Grid Sampled?
			OU5-CTA-1A-5010WS-SB6	7/10/2001	0.98	J	mg/kg			
CSA	**12**	**5011 Overlook Road**							**No**	**No**
			OU5-CSA-12-5011OR-1	8/3/2001	3.6		mg/kg			
			OU5-CSA-12-5011OR-2	8/3/2001	4		mg/kg			
CTA	**1C**	**5011 Sedgwick Street**							**Yes**	**Yes**
			OU5-CTA-1C-5011SegS-1	6/21/2001	4.5		mg/kg			
			OU5-CTA-1C-5011SegS-2	6/21/2001	6.5		mg/kg			
			OU5-CTA-1C-5011SegS-3	6/21/2001	15.4		mg/kg			
			OU5-CTA-1C-5011SegS-4	6/21/2001	7.3		mg/kg			
			OU5-CTA-1C-5011SegS-SB1	6/21/2001	3.9		mg/kg			
			OU5-CTA-1C-5011SegS-SB2	6/21/2001	1.2	J	mg/kg			
			OU5-CTA-1C-5011SegS-SB3	6/21/2001	3.6		mg/kg			
			OU5-CTA-1C-5011SegS-SB4	6/21/2001	2.1	J	mg/kg			
			OU5-CTA-1C-5011SegS-SB5	6/21/2001	2.8		mg/kg			
			OU5-CTA-1C-5011SegS-SB6	6/21/2001	3.6		mg/kg			
CTA	**1A**	**5011 Warren Street**							**Yes**	**No**
			OU5-CTA-1A-5011WS-1	6/8/2001	4.9		mg/kg			
			OU5-CTA-1A-5011WS-2	6/8/2001	2.5		mg/kg			
			OU5-CTA-1A-5011WS-3	6/8/2001	1.5	J	mg/kg			
			OU5-CTA-1A-5011WS-4	6/8/2001	2	J	mg/kg			
			OU5-CTA-1A-5011WS-SB-1	6/8/2001	0.72	J	mg/kg			
			OU5-CTA-1A-5011WS-SB-2	6/8/2001	0.7	J	mg/kg			
			OU5-CTA-1A-5011WS-SB-3	6/8/2001	1.3	J	mg/kg			
CSA	**2**	**5012 Massachusetts Avenue**							**Yes**	**No**
			OU5-CSA-2-5012MA-1	3/20/2002	2.7		mg/kg			
			OU5-CSA-2-5012MA-2	3/20/2002	4.1		mg/kg			
			OU5-CSA-2-5012MA-SB-DUP104	3/20/2002	0.5	J	mg/kg	OU5-CSA-2-5012MA-SB5		
			OU5-CSA-2-5012MA-SB1	3/20/2002	3.4		mg/kg			
			OU5-CSA-2-5012MA-SB2	3/20/2002	2.2		mg/kg			
			OU5-CSA-2-5012MA-SB3	3/20/2002	2.3		mg/kg			
			OU5-CSA-2-5012MA-SB4	3/20/2002	2.5		mg/kg			
			OU5-CSA-2-5012MA-SB5	3/20/2002	0.68	J	mg/kg			
			OU5-CSA-2-5012MA-SB6	3/20/2002	1	J	mg/kg			

Area	Group	Address	Sample ID	Sample Date	Result \1		Units	Duplicate Match	Specialty Boring?	Grid Sampled?
CTA	1C	5012 Tilden Street							No	No
			OU5-CTA-1C-5012TS-1	6/27/2001	6.1		mg/kg			
			OU5-CTA-1C-5012TS-2	6/27/2001	4.1		mg/kg			
			OU5-CTA-1C-5012TS-3	6/27/2001	6		mg/kg			
			OU5-CTA-1C-5012TS-4	6/27/2001	11.2		mg/kg			
			OU5-CTA-1C-5012TS-SB-1	6/27/2001	1.3	J	mg/kg			
			OU5-CTA-1C-5012TS-SB-2	6/27/2001	1.1	J	mg/kg			
			OU5-CTA-1C-5012TS-SB-3	6/27/2001	2.5		mg/kg			
			OU5-CTA-1C-5012TS-SB-4	6/27/2001	1.4	J	mg/kg			
			OU5-CTA-1C-5012TS-SB-5	6/27/2001	1.3	J	mg/kg			
			OU5-CTA-1C-5012TS-SB-6	6/27/2001	3.1		mg/kg			
CTA	1A	5012 Warren Street							No	No
			OU5-CTA-1A-5012WS-1	6/8/2001	2.2	J	mg/kg			
			OU5-CTA-1A-5012WS-2	6/8/2001	2.2	J	mg/kg			
			OU5-CTA-1A-5012WS-3	6/8/2001	1.5	J	mg/kg			
			OU5-CTA-1A-5012WS-4	6/8/2001	1.9	J	mg/kg			
			OU5-CTA-1A-5012WS-SB-1	6/8/2001	1	J	mg/kg			
			OU5-CTA-1A-5012WS-SB-2	6/8/2001	1.5	J	mg/kg			
			OU5-CTA-1A-5012WS-SB-3	6/8/2001	1.9	J	mg/kg			
			OU5-CTA-1A-5012WS-SB-4	6/8/2001	0.68	J	mg/kg			
			OU5-CTA-1A-5012WS-SB-5	6/8/2001	0.93	J	mg/kg			
			OU5-CTA-1A-5012WS-SB-6	6/8/2001	1.7	J	mg/kg			
CTA	1A	5013 Warren Street							Yes	No
			OU5-CTA-1A-5013WS-1	6/26/2001	1.7	J	mg/kg			
			OU5-CTA-1A-5013WS-2	6/26/2001	2.1	J	mg/kg			
			OU5-CTA-1A-5013WS-3	6/26/2001	2.4		mg/kg			
			OU5-CTA-1A-5013WS-4	6/26/2001	2.5		mg/kg			
			OU5-CTA-1A-5013WS-DUP13	6/26/2001	1.8	J	mg/kg	OU5-CTA-1A-5013WS-2		
			OU5-CTA-1A-5013WS-SB-1	6/26/2001	0.56	U	mg/kg			
			OU5-CTA-1A-5013WS-SB-2	6/26/2001	0.57	U	mg/kg			
			OU5-CTA-1A-5013WS-SB-3	6/26/2001	0.56	U	mg/kg			
CTA	1A	5014 Warren Street							No	No
			OU5-CTA-1A-5014WS-1	7/3/2001	3.2		mg/kg			
			OU5-CTA-1A-5014WS-2	7/3/2001	3.8		mg/kg			
			OU5-CTA-1A-5014WS-3	7/3/2001	1.6	J	mg/kg			

Area	Group	Address	Sample ID	Sample Date	Result \1		Units	Duplicate Match	Specialty Boring?	Grid Sampled?
			OU5-CTA-1A-5014WS-4	7/3/2001	2.5	J	mg/kg			
			OU5-CTA-1A-5014WS-DUP17	7/3/2001	3.9		mg/kg	OU5-CTA-1A-5014WS-2		
			OU5-CTA-1A-5014WS-SB-1	7/3/2001	2.7		mg/kg			
			OU5-CTA-1A-5014WS-SB-2	7/3/2001	3.3		mg/kg			
			OU5-CTA-1A-5014WS-SB-3	7/3/2001	3.2		mg/kg			
			OU5-CTA-1A-5014WS-SB-4	7/3/2001	2.2	J	mg/kg			
			OU5-CTA-1A-5014WS-SB-5	7/3/2001	2	J	mg/kg			
			OU5-CTA-1A-5014WS-SB-6	7/3/2001	2.1	J	mg/kg			
CSA	***12***	***5015 Overlook Road***							***No***	***No***
			OU5-CSA-12-5015OR-1	8/3/2001	4.1		mg/kg			
			OU5-CSA-12-5015OR-2	8/3/2001	5.5		mg/kg			
CTA	***1C***	***5015 Rockwood Parkway***							***No***	***No***
			OU5-CTA-1C-5015RP-1	6/11/2001	5.5		mg/kg			
			OU5-CTA-1C-5015RP-2	6/11/2001	5.5		mg/kg			
			OU5-CTA-1C-5015RP-3	6/11/2001	4.8		mg/kg			
			OU5-CTA-1C-5015RP-4	6/11/2001	4.3		mg/kg			
			OU5-CTA-1C-5015RP-DUP04	6/11/2001	4.1		mg/kg	OU5-CTA-1C-5015RP-4		
			OU5-CTA-1C-5015RP-SB-1	6/11/2001	2.1	J	mg/kg			
			OU5-CTA-1C-5015RP-SB-2	6/11/2001	3.9		mg/kg			
			OU5-CTA-1C-5015RP-SB-3	6/11/2001	2.8		mg/kg			
			OU5-CTA-1C-5015RP-SB-4	6/11/2001	0.97	J	mg/kg			
			OU5-CTA-1C-5015RP-SB-5	6/11/2001	1.5	J	mg/kg			
			OU5-CTA-1C-5015RP-SB-6	6/11/2001	1.3	J	mg/kg			
			OU5-CTA-1C-5015RP-SB-7	6/11/2001	2.3	J	mg/kg			
CTA	***1A***	***5015 Van Ness Street***							***Yes***	***No***
			OU5-CTA-1A-5015VNS-1	6/8/2001	2.8	J	mg/kg			
			OU5-CTA-1A-5015VNS-2	6/8/2001	4.1		mg/kg			
			OU5-CTA-1A-5015VNS-3	6/8/2001	2.1	J	mg/kg			
			OU5-CTA-1A-5015VNS-4	6/8/2001	3		mg/kg			
			OU5-CTA-1A-5015VNS-SB-1	6/8/2001	1.4	J	mg/kg			
			OU5-CTA-1A-5015VNS-SB-2	6/8/2001	0.99	J	mg/kg			
			OU5-CTA-1A-5015VNS-SB-3	6/8/2001	0.5	J	mg/kg			
			OU5-CTA-1A-5015VNS-SB-4	6/8/2001	0.8	J	mg/kg			
			OU5-CTA-1A-5015VNS-SB-5	6/8/2001	0.55	J	mg/kg			
			OU5-CTA-1A-5015VNS-SB-6	6/8/2001	0.57	J	mg/kg			

Area	Group	Address	Sample ID	Sample Date	Result \1		Units	Duplicate Match	Specialty Boring?	Grid Sampled?
			OU5-CTA-1A-5015VNS-SB-DUP03	6/8/2001	2.4		mg/kg	OU5-CTA-1A-5015VNS-SB-2		
CTA	**1A**	**5015 Warren Street**							**Yes**	**No**
			OU5-CTA-1A-5015WS-1	6/8/2001	3.6		mg/kg			
			OU5-CTA-1A-5015WS-2	6/8/2001	4.7		mg/kg			
			OU5-CTA-1A-5015WS-3	6/8/2001	2.5	J	mg/kg			
			OU5-CTA-1A-5015WS-4	6/8/2001	2.1	J	mg/kg			
			OU5-CTA-1A-5015WS-SB-1	6/8/2001	1.5	J	mg/kg			
			OU5-CTA-1A-5015WS-SB-2	6/8/2001	0.61	J	mg/kg			
			OU5-CTA-1A-5015WS-SB-3	6/8/2001	1.4	J	mg/kg			
			OU5-CTA-1A-5015WS-SB-4	6/8/2001	1.1	J	mg/kg			
			OU5-CTA-1A-5015WS-SB-5	6/8/2001	0.95	J	mg/kg			
			OU5-CTA-1A-5015WS-SB-6	6/8/2001	0.7	J	mg/kg			
CTA	**1C**	**5016 Upton Street**							**No**	**No**
			OU5-CTA-1C-5016US-1	6/12/2001	3.7		mg/kg			
			OU5-CTA-1C-5016US-2	6/12/2001	3.3		mg/kg			
			OU5-CTA-1C-5016US-3	6/12/2001	3.5		mg/kg			
			OU5-CTA-1C-5016US-4	6/12/2001	3.4		mg/kg			
			OU5-CTA-1C-5016US-SB1	6/12/2001	0.4	U	mg/kg			
			OU5-CTA-1C-5016US-SB2	6/12/2001	0.48	J	mg/kg			
			OU5-CTA-1C-5016US-SB3	6/12/2001	1.2	J	mg/kg			
			OU5-CTA-1C-5016US-SB4	6/12/2001	0.44	U	mg/kg			
			OU5-CTA-1C-5016US-SB5	6/12/2001	0.51	J	mg/kg			
			OU5-CTA-1C-5016US-SB6	6/12/2001	1.2	J	mg/kg			
CTA	**1A**	**5016 Warren Street**							**No**	**No**
			OU5-CTA-1A-5016WS-1	7/18/2001	3.5		mg/kg			
			OU5-CTA-1A-5016WS-2	7/18/2001	2.6		mg/kg			
			OU5-CTA-1A-5016WS-3	7/18/2001	1.4	J	mg/kg			
			OU5-CTA-1A-5016WS-4	7/18/2001	2	J	mg/kg			
			OU5-CTA-1A-5016WS-DUP-23	7/18/2001	2.5		mg/kg	OU5-CTA-1A-5016WS-2		
			OU5-CTA-1A-5016WS-SB1	7/18/2001	2	J	mg/kg			
			OU5-CTA-1A-5016WS-SB2	7/18/2001	2.1	J	mg/kg			
			OU5-CTA-1A-5016WS-SB3	7/18/2001	0.93	J	mg/kg			
			OU5-CTA-1A-5016WS-SB4	7/18/2001	2.9		mg/kg			
			OU5-CTA-1A-5016WS-SB5	7/18/2001	0.84	J	mg/kg			
			OU5-CTA-1A-5016WS-SB6	7/18/2001	1.1	J	mg/kg			

Area	Group	Address	Sample ID	Sample Date	Result \1	Units	Duplicate Match	Specialty Boring?	Grid Sampled?
CSA	12	5017 Loughboro Road						No	Yes + 1' arsenic boring
			OU5-CSA-12-5017LR-1	9/20/2001	9.3	mg/kg			
			OU5-CSA-12-5017LR-2	9/20/2001	16.2	mg/kg			
CTA	1C	5017 Tilden Street						No	No
			OU5-CTA-1C-5017TS-1	8/14/2001	2.9	mg/kg			
			OU5-CTA-1C-5017TS-2	8/14/2001	4.9	mg/kg			
			OU5-CTA-1C-5017TS-3	8/14/2001	3.3	mg/kg			
			OU5-CTA-1C-5017TS-4	8/14/2001	3.8	mg/kg			
			OU5-CTA-1C-5017TS-DUP41	8/14/2001	3.2	mg/kg	OU5-CTA-1C-5017TS-2		
			OU5-CTA-1C-5017TS-SB-DUP53	8/14/2001	2.2 J	mg/kg	OU5-CTA-1C-5017TS-SB3		
			OU5-CTA-1C-5017TS-SB1	8/14/2001	3.1	mg/kg			
			OU5-CTA-1C-5017TS-SB2	8/14/2001	2.2 J	mg/kg			
			OU5-CTA-1C-5017TS-SB3	8/14/2001	1.5 J	mg/kg			
			OU5-CTA-1C-5017TS-SB4	8/14/2001	2.7	mg/kg			
			OU5-CTA-1C-5017TS-SB5	8/14/2001	3.5	mg/kg			
			OU5-CTA-1C-5017TS-SB6	8/14/2001	3.4	mg/kg			
			OU5-CTA-1C-5017TS-SB7	8/14/2001	4.5	mg/kg			
			OU5-CTA-1C-5017TS-SB8	8/14/2001	1.8 J	mg/kg			
			OU5-CTA-1C-5017TS-SB9	8/14/2001	2 J	mg/kg			
CTA	1C	5017 Upton Street						No	No
			OU5-CTA-1C-5017US-1	6/18/2001	3.5	mg/kg			
			OU5-CTA-1C-5017US-2	6/18/2001	2.9	mg/kg			
			OU5-CTA-1C-5017US-3	6/18/2001	6.1	mg/kg			
			OU5-CTA-1C-5017US-4	6/18/2001	4.1	mg/kg			
			OU5-CTA-1C-5017US-SB-1	6/18/2001	2.4	mg/kg			
			OU5-CTA-1C-5017US-SB-2	6/18/2001	2.6	mg/kg			
			OU5-CTA-1C-5017US-SB-3	6/18/2001	0.99	mg/kg			
			OU5-CTA-1C-5017US-SB-4	6/18/2001	2.1	mg/kg			
			OU5-CTA-1C-5017US-SB-5	6/18/2001	2.5	mg/kg			
			OU5-CTA-1C-5017US-SB-6	6/18/2001	1.3	mg/kg			
			OU5-CTA-1C-5017US-SBDUP10	6/18/2001	0.97	mg/kg	OU5-CTA-1C-5017US-SB-6		
CTA	1C	5018 Tilden Street						No	No
			OU5-CTA-1C-5018TS-1	8/22/2001	7.7	mg/kg			
			OU5-CTA-1C-5018TS-2	8/22/2001	6.6 U	mg/kg			

Area	Group	Address	Sample ID	Sample Date	Result \1		Units	Duplicate Match	Specialty Boring?	Grid Sampled?
			OU5-CTA-1C-5018TS-3	8/22/2001	5.5		mg/kg			
			OU5-CTA-1C-5018TS-4	8/22/2001	3.3		mg/kg			
			OU5-CTA-1C-5018TS-SB-DUP60	8/22/2001	2.5		mg/kg	OU5-CTA-1C-5018TS-SB4		
			OU5-CTA-1C-5018TS-SB1	8/22/2001	2.7		mg/kg			
			OU5-CTA-1C-5018TS-SB10	8/22/2001	3.7		mg/kg			
			OU5-CTA-1C-5018TS-SB2	8/22/2001	3.9		mg/kg			
			OU5-CTA-1C-5018TS-SB3	8/22/2001	3.6		mg/kg			
			OU5-CTA-1C-5018TS-SB4	8/22/2001	3.2		mg/kg			
			OU5-CTA-1C-5018TS-SB5	8/22/2001	6.7		mg/kg			
			OU5-CTA-1C-5018TS-SB6	8/22/2001	3.9		mg/kg			
			OU5-CTA-1C-5018TS-SB7	8/22/2001	4.7		mg/kg			
			OU5-CTA-1C-5018TS-SB8	8/22/2001	4.6		mg/kg			
			OU5-CTA-1C-5018TS-SB9	8/22/2001	2.9		mg/kg			
CTA	***1C***	***5018 Van Ness Street***							***No***	***No***
			OU5-CTA-1C-5018VNS-1	6/8/2001	3.5		mg/kg			
			OU5-CTA-1C-5018VNS-2	6/8/2001	2.7		mg/kg			
			OU5-CTA-1C-5018VNS-3	6/8/2001	3.8		mg/kg			
			OU5-CTA-1C-5018VNS-4	6/8/2001	2.4	J	mg/kg			
			OU5-CTA-1C-5018VNS-SB-1	6/8/2001	1.4	J	mg/kg			
			OU5-CTA-1C-5018VNS-SB-2	6/8/2001	0.48	J	mg/kg			
			OU5-CTA-1C-5018VNS-SB-3	6/8/2001	1.1	J	mg/kg			
			OU5-CTA-1C-5018VNS-SB-4	6/8/2001	0.6	J	mg/kg			
			OU5-CTA-1C-5018VNS-SB-5	6/8/2001	0.86	J	mg/kg			
			OU5-CTA-1C-5018VNS-SB-6	6/8/2001	0.46	J	mg/kg			
CTA	***1A***	***5018 Warren Street***							***No***	***No***
			OU5-CTA-1A-5018WS-1	6/11/2001	1.9	J	mg/kg			
			OU5-CTA-1A-5018WS-2	6/11/2001	2.4		mg/kg			
			OU5-CTA-1A-5018WS-3	6/11/2001	2.5		mg/kg			
			OU5-CTA-1A-5018WS-4	6/11/2001	1.8	J	mg/kg			
			OU5-CTA-1A-5018WS-SB-1	6/11/2001	3.2		mg/kg			
			OU5-CTA-1A-5018WS-SB-2	6/11/2001	3.5		mg/kg			
			OU5-CTA-1A-5018WS-SB-3	6/11/2001	2.7		mg/kg			
			OU5-CTA-1A-5018WS-SB-4	6/11/2001	2.1	J	mg/kg			
			OU5-CTA-1A-5018WS-SB-5	6/11/2001	0.92	J	mg/kg			
			OU5-CTA-1A-5018WS-SB-6	6/11/2001	0.64	J	mg/kg			

Area	Group	Address	Sample ID	Sample Date	Result \1		Units	Duplicate Match	Specialty Boring?	Grid Sampled?
CTA	1C	5019 Sedgwick Street							No	No
			OU5-CTA-1C-5019SegS-1	7/5/2001	6.2		mg/kg			
			OU5-CTA-1C-5019SegS-2	7/5/2001	8.6		mg/kg			
			OU5-CTA-1C-5019SegS-3	7/5/2001	3.7		mg/kg			
			OU5-CTA-1C-5019SegS-4	7/5/2001	2.3	J	mg/kg			
			OU5-CTA-1C-5019SegS-SB-1	7/5/2001	0.78	J	mg/kg			
			OU5-CTA-1C-5019SegS-SB-2	7/5/2001	1	J	mg/kg			
			OU5-CTA-1C-5019SegS-SB-3	7/5/2001	5.1		mg/kg			
			OU5-CTA-1C-5019SegS-SB-4	7/5/2001	0.9	J	mg/kg			
			OU5-CTA-1C-5019SegS-SB-5	7/5/2001	1.6	J	mg/kg			
			OU5-CTA-1C-5019SegS-SB-6	7/5/2001	1.6	J	mg/kg			
CTA	1A	5019 Warren Street							No	No
			OU5-CTA-1A-5019WS-1	1/8/2002	3		mg/kg			
			OU5-CTA-1A-5019WS-2	1/8/2002	3.3		mg/kg			
			OU5-CTA-1A-5019WS-3	1/8/2002	2.8		mg/kg			
			OU5-CTA-1A-5019WS-4	1/8/2002	2.1		mg/kg			
			OU5-CTA-1A-5019WS-SB1	1/8/2002	2.5		mg/kg			
			OU5-CTA-1A-5019WS-SB2	1/8/2002	1.2	J	mg/kg			
			OU5-CTA-1A-5019WS-SB3	1/8/2002	2.2		mg/kg			
			OU5-CTA-1A-5019WS-SB4	1/8/2002	1.1	J	mg/kg			
			OU5-CTA-1A-5019WS-SB5	1/8/2002	2.5		mg/kg			
			OU5-CTA-1A-5019WS-SB6	1/8/2002	0.72	J	mg/kg			
			OU5-CTA-1A-5019WS-SB7	1/8/2002	0.57	J	mg/kg			
			OU5-CTA-1A-5019WS-SBDUP100	1/8/2002	1.4	J	mg/kg	OU5-CTA-1A-5019WS-SB2		
CSA	12	5020 Overlook Road							No	No
			OU5-CSA-12-5020OR-1	8/3/2001	5.1		mg/kg			
			OU5-CSA-12-5020OR-2	8/3/2001	6.1		mg/kg			
CTA	1C	5020 Sedgwick Street							No	No
			OU5-CTA-1C-5020SegS-1	7/17/2001	11.3		mg/kg			
			OU5-CTA-1C-5020SegS-2	7/17/2001	7.2		mg/kg			
			OU5-CTA-1C-5020SegS-3	7/17/2001	8.1		mg/kg			
			OU5-CTA-1C-5020SegS-4	7/17/2001	10.1		mg/kg			
			OU5-CTA-1C-5020SegS-DUP-22	7/17/2001	11.5		mg/kg	OU5-CTA-1C-5020SegS-1		
			OU5-CTA-1C-5020SegS-SB1	7/17/2001	5.7		mg/kg			

Area	Group	Address	Sample ID	Sample Date	Result \1	Units	Duplicate Match	Specialty Boring?	Grid Sampled?
			OU5-CTA-1C-5020SegS-SB2	7/17/2001	3.8	mg/kg			
			OU5-CTA-1C-5020SegS-SB3	7/17/2001	3.1	mg/kg			
			OU5-CTA-1C-5020SegS-SB4	7/17/2001	3.9	mg/kg			
			OU5-CTA-1C-5020SegS-SB5	7/17/2001	2.5	mg/kg			
			OU5-CTA-1C-5020SegS-SB6	7/17/2001	4.1	mg/kg			
			OU5-CTA-1C-5020SegS-SBDUP33	7/17/2001	4.7	mg/kg	OU5-CTA-1C-5020SegS-SB6		
CTA	***1A***	***5020 Warren Street***						***No***	***No***
			OU5-CTA-1A-5020WS-1	3/19/2002	3.6	mg/kg			
			OU5-CTA-1A-5020WS-2	3/19/2002	2.9	mg/kg			
			OU5-CTA-1A-5020WS-3	3/19/2002	1.7 J	mg/kg			
			OU5-CTA-1A-5020WS-4	3/19/2002	1.8	mg/kg			
			OU5-CTA-1A-5020WS-DUP105	3/19/2002	2.8	mg/kg	OU5-CTA-1A-5020WS-1		
			OU5-CTA-1A-5020WS-SB-DUP102	3/19/2002	2.5	mg/kg	OU5-CTA-1A-5020WS-SB4		
			OU5-CTA-1A-5020WS-SB1	3/19/2002	2.9	mg/kg			
			OU5-CTA-1A-5020WS-SB2	3/19/2002	1.7	mg/kg			
			OU5-CTA-1A-5020WS-SB3	3/19/2002	1.3 J	mg/kg			
			OU5-CTA-1A-5020WS-SB4	3/19/2002	2.5	mg/kg			
			OU5-CTA-1A-5020WS-SB5	3/19/2002	1.5	mg/kg			
			OU5-CTA-1A-5020WS-SB6	3/19/2002	1 J	mg/kg			
CSA	***12***	***5021 Loughboro Road***						***No***	***No***
			OU5-CSA-12-5021LR-1	9/20/2001	6.7	mg/kg			
			OU5-CSA-12-5021LR-2	9/20/2001	6.6	mg/kg			
CTA	***1A***	***5021 Van Ness Street***						***No***	***No***
			OU5-CTA-1A-5021VNS-1	6/20/2001	7.3	mg/kg			
			OU5-CTA-1A-5021VNS-2	6/20/2001	5.2	mg/kg			
			OU5-CTA-1A-5021VNS-3	6/20/2001	3.4	mg/kg			
			OU5-CTA-1A-5021VNS-4	6/20/2001	6.6	mg/kg			
			OU5-CTA-1A-5021VNS-SB-1	6/20/2001	2.9	mg/kg			
			OU5-CTA-1A-5021VNS-SB-2	6/20/2001	5	mg/kg			
			OU5-CTA-1A-5021VNS-SB-3	6/20/2001	2.6	mg/kg			
			OU5-CTA-1A-5021VNS-SB-4	6/20/2001	1.8	mg/kg			
			OU5-CTA-1A-5021VNS-SB-5	6/20/2001	2.3	mg/kg			
			OU5-CTA-1A-5021VNS-SB-6	6/20/2001	2.9	mg/kg			
			OU5-CTA-1A-5021VNS-SB-7	6/20/2001	2.1	mg/kg			

Area	Group	Address	Sample ID	Sample Date	Result \1	Units	Duplicate Match	Specialty Boring?	Grid Sampled?
			OU5-CTA-1A-5021VNS-SB-8	6/20/2001	0.41	mg/kg			
			OU5-CTA-1A-5021VNS-SB-9	6/20/2001	1.3	mg/kg			
			OU5-CTA-1A-5021VNS-SB-DUP13	6/20/2001	0.41	mg/kg	OU5-CTA-1A-5021VNS-SB-8		
CTA	**1A**	**5021 Warren Street**						**No**	**No**
			OU5-CTA-1A-5021WS-1	7/31/2001	1.7 J	mg/kg			
			OU5-CTA-1A-5021WS-2	7/31/2001	2.2 J	mg/kg			
			OU5-CTA-1A-5021WS-3	7/31/2001	1.6 J	mg/kg			
			OU5-CTA-1A-5021WS-4	7/31/2001	2.1 J	mg/kg			
			OU5-CTA-1A-5021WS-DUP38	7/31/2001	1.4 J	mg/kg	OU5-CTA-1A-5021WS-3		
			OU5-CTA-1A-5021WS-SB-1	7/31/2001	2.2 J	mg/kg			
			OU5-CTA-1A-5021WS-SB-2	7/31/2001	2.1 J	mg/kg			
			OU5-CTA-1A-5021WS-SB-3	7/31/2001	1.6 J	mg/kg			
			OU5-CTA-1A-5021WS-SB-4	7/31/2001	2.1 J	mg/kg			
			OU5-CTA-1A-5021WS-SB-5	7/31/2001	2.4	mg/kg			
			OU5-CTA-1A-5021WS-SB-6	7/31/2001	2 J	mg/kg			
			OU5-CTA-1A-5021WS-SB-DUP43	7/31/2001	2.4	mg/kg	OU5-CTA-1A-5021WS-SB-5		
CTA	**1A**	**5022 Warren Street**						**No**	**No**
			OU5-CTA-1A-5022WS-1	8/29/2001	4.4	mg/kg			
			OU5-CTA-1A-5022WS-2	8/29/2001	3.3	mg/kg			
			OU5-CTA-1A-5022WS-3	8/29/2001	2.4 J	mg/kg			
			OU5-CTA-1A-5022WS-4	8/29/2001	2.1 J	mg/kg			
			OU5-CTA-1A-5022WS-SB1	8/29/2001	1.4 J	mg/kg			
			OU5-CTA-1A-5022WS-SB2	8/29/2001	2.5	mg/kg			
			OU5-CTA-1A-5022WS-SB3	8/29/2001	1.3 J	mg/kg			
			OU5-CTA-1A-5022WS-SB4	8/29/2001	2.4	mg/kg			
			OU5-CTA-1A-5022WS-SB5	8/29/2001	2.2	mg/kg			
			OU5-CTA-1A-5022WS-SB6	8/29/2001	3	mg/kg			
			OU5-CTA-1A-5022WS-SB7	8/29/2001	1.7 J	mg/kg			
			OU5-CTA-1A-5022WS-SB8	8/29/2001	5.2	mg/kg			
CTA	**1A**	**5023 Warren Street**						**No**	**No**
			OU5-CTA-1A-5023WS-1	6/19/2001	2.3 J	mg/kg			
			OU5-CTA-1A-5023WS-2	6/19/2001	2.3 J	mg/kg			
			OU5-CTA-1A-5023WS-3	6/19/2001	2.4	mg/kg			
			OU5-CTA-1A-5023WS-4	6/19/2001	2.9	mg/kg			
			OU5-CTA-1A-5023WS-SB-1	6/19/2001	2.3 J	mg/kg			

Area	Group	Address	Sample ID	Sample Date	Result \1	Units	Duplicate Match	Specialty Boring?	Grid Sampled?
			OU5-CTA-1A-5023WS-SB-2	6/19/2001	2.9	mg/kg			
			OU5-CTA-1A-5023WS-SB-3	6/19/2001	2.5	mg/kg			
			OU5-CTA-1A-5023WS-SB-4	6/19/2001	2.6	mg/kg			
			OU5-CTA-1A-5023WS-SB-5	6/19/2001	1.7 J	mg/kg			
			OU5-CTA-1A-5023WS-SB-6	6/19/2001	1.1 J	mg/kg			
			OU5-CTA-1A-5023WS-SB-DUP12	6/19/2001	2.3	mg/kg	OU5-CTA-1A-5023WS-SB-6		
CTA	***1C***	***5024 Sedgwick Street***						***No***	***No***
			OU5-CTA-1C-5024SegS-1	6/27/2001	3.6	mg/kg			
			OU5-CTA-1C-5024SegS-2	6/27/2001	4	mg/kg			
			OU5-CTA-1C-5024SegS-3	6/27/2001	3	mg/kg			
			OU5-CTA-1C-5024SegS-4	6/27/2001	2.6	mg/kg			
			OU5-CTA-1C-5024SegS-SB-1	6/27/2001	3.2	mg/kg			
			OU5-CTA-1C-5024SegS-SB-2	6/27/2001	2.9	mg/kg			
			OU5-CTA-1C-5024SegS-SB-3	6/27/2001	3.5	mg/kg			
			OU5-CTA-1C-5024SegS-SB-4	6/27/2001	1.4 J	mg/kg			
			OU5-CTA-1C-5024SegS-SB-5	6/27/2001	1.6 J	mg/kg			
			OU5-CTA-1C-5024SegS-SB-6	6/27/2001	2.1 J	mg/kg			
CTA	***1C***	***5024 Upton Street***						***No***	***No***
			OU5-CTA-1C-5024US-1	7/2/2001	1.4 J	mg/kg			
			OU5-CTA-1C-5024US-2	7/2/2001	1.5 J	mg/kg			
			OU5-CTA-1C-5024US-3	7/2/2001	3.9	mg/kg			
			OU5-CTA-1C-5024US-4	7/2/2001	2.9	mg/kg			
			OU5-CTA-1C-5024US-SB-1	7/2/2001	1.8 J	mg/kg			
			OU5-CTA-1C-5024US-SB-2	7/2/2001	3.6	mg/kg			
			OU5-CTA-1C-5024US-SB-3	7/2/2001	2.1 J	mg/kg			
			OU5-CTA-1C-5024US-SB-4	7/2/2001	1.3 J	mg/kg			
			OU5-CTA-1C-5024US-SB-5	7/2/2001	1.2 J	mg/kg			
			OU5-CTA-1C-5024US-SB-6	7/2/2001	0.88 J	mg/kg			
CTA	***1C***	***5024 Van Ness Street***						***No***	***No***
			OU5-CTA-1C-5024VNS-1	10/1/2001	3.2	mg/kg			
			OU5-CTA-1C-5024VNS-2	10/1/2001	3.5	mg/kg			
			OU5-CTA-1C-5024VNS-3	10/1/2001	2.8	mg/kg			
			OU5-CTA-1C-5024VNS-4	10/1/2001	3.2	mg/kg			
			OU5-CTA-1C-5024VNS-SB-DUP77	10/1/2001	2.4	mg/kg	OU5-CTA-1C-5024VNS-SB1		
			OU5-CTA-1C-5024VNS-SB1	10/1/2001	2.4	mg/kg			

Area	Group	Address	Sample ID	Sample Date	Result \1	Units	Duplicate Match	Specialty Boring?	Grid Sampled?
			OU5-CTA-1C-5024VNS-SB2	10/1/2001	4.3	mg/kg			
			OU5-CTA-1C-5024VNS-SB3	10/1/2001	3.6	mg/kg			
			OU5-CTA-1C-5024VNS-SB4	10/1/2001	0.61 J	mg/kg			
			OU5-CTA-1C-5024VNS-SB5	10/1/2001	0.49 J	mg/kg			
			OU5-CTA-1C-5024VNS-SB6	10/1/2001	0.37 U	mg/kg			
CSA	***12***	***5025 Overlook Road***						***No***	***No***
			OU5-CSA-12-5025OR-1	11/15/2001	3.1	mg/kg			
			OU5-CSA-12-5025OR-2	11/15/2001	3.5	mg/kg			
CTA	***1C***	***5025 Rockwood Parkway***						***No***	***No***
			OU5-CTA-1C-5025RP-1	6/19/2001	2.6	mg/kg			
			OU5-CTA-1C-5025RP-2	6/19/2001	2.6	mg/kg			
			OU5-CTA-1C-5025RP-3	6/19/2001	4	mg/kg			
			OU5-CTA-1C-5025RP-4	6/19/2001	4.1	mg/kg			
			OU5-CTA-1C-5025RP-SB1	6/19/2001	2.2 J	mg/kg			
			OU5-CTA-1C-5025RP-SB2	6/19/2001	2.6	mg/kg			
			OU5-CTA-1C-5025RP-SB3	6/19/2001	1.7 J	mg/kg			
			OU5-CTA-1C-5025RP-SB4	6/19/2001	2.1 J	mg/kg			
			OU5-CTA-1C-5025RP-SB5	6/19/2001	2.6	mg/kg			
			OU5-CTA-1C-5025RP-SB6	6/19/2001	0.91 J	mg/kg			
CTA	***1C***	***5025 Tilden Street***						***No***	***No***
			OU5-CTA-1C-5025TS-1	6/20/2001	3.3	mg/kg			
			OU5-CTA-1C-5025TS-2	6/20/2001	3.3	mg/kg			
			OU5-CTA-1C-5025TS-3	6/20/2001	2.6	mg/kg			
			OU5-CTA-1C-5025TS-4	6/20/2001	3.4	mg/kg			
			OU5-CTA-1C-5025TS-DUP09	6/20/2001	2.9	mg/kg	OU5-CTA-1C-5025TS-2		
			OU5-CTA-1C-5025TS-SB1	6/20/2001	1.2	mg/kg			
			OU5-CTA-1C-5025TS-SB2	6/20/2001	2.7	mg/kg			
			OU5-CTA-1C-5025TS-SB3	6/20/2001	4.9	mg/kg			
			OU5-CTA-1C-5025TS-SB4	6/20/2001	3.9	mg/kg			
			OU5-CTA-1C-5025TS-SB5	6/20/2001	1.1	mg/kg			
			OU5-CTA-1C-5025TS-SB6	6/20/2001	0.98	mg/kg			
			OU5-CTA-1C-5025TS-SBDUP13	6/20/2001	1.3	mg/kg	OU5-CTA-1C-5025TS-SB6		
CTA	***1C***	***5025 Upton Street***						***No***	***No***
			OU5-CTA-1C-5025US-1	6/22/2001	10.9	mg/kg			
			OU5-CTA-1C-5025US-2	6/22/2001	12.4	mg/kg			

Area	Group	Address	Sample ID	Sample Date	Result \1		Units	Duplicate Match	Specialty Boring?	Grid Sampled?
			OU5-CTA-1C-5025US-3	6/22/2001	12.2		mg/kg			
			OU5-CTA-1C-5025US-4	6/22/2001	10.4		mg/kg			
			OU5-CTA-1C-5025US-SB-1	6/22/2001	1.2	J	mg/kg			
			OU5-CTA-1C-5025US-SB-2	6/22/2001	1.4	J	mg/kg			
			OU5-CTA-1C-5025US-SB-3	6/22/2001	0.61	J	mg/kg			
			OU5-CTA-1C-5025US-SB-4	6/22/2001	1.6	J	mg/kg			
			OU5-CTA-1C-5025US-SB-5	6/22/2001	1.1	J	mg/kg			
			OU5-CTA-1C-5025US-SB-6	6/22/2001	1.2	J	mg/kg			
CTA	***1C***	***5026 Tilden Street***							***No***	***Yes***
			OU5-CTA-1C-5026TS-1	8/28/2001	25.6		mg/kg			
			OU5-CTA-1C-5026TS-2	8/28/2001	8		mg/kg			
			OU5-CTA-1C-5026TS-3	8/28/2001	11.7		mg/kg			
			OU5-CTA-1C-5026TS-4	8/28/2001	12.7		mg/kg			
			OU5-CTA-1C-5026TS-DUP52	8/28/2001	13.3		mg/kg	OU5-CTA-1C-5026TS-3		
			OU5-CTA-1C-5026TS-SB-DUP61	8/28/2001	2.8		mg/kg	OU5-CTA-1C-5026TS-SB6		
			OU5-CTA-1C-5026TS-SB1	8/28/2001	4.5		mg/kg			
			OU5-CTA-1C-5026TS-SB2	8/28/2001	3.5		mg/kg			
			OU5-CTA-1C-5026TS-SB3	8/28/2001	5.2		mg/kg			
			OU5-CTA-1C-5026TS-SB4	8/28/2001	4.7		mg/kg			
			OU5-CTA-1C-5026TS-SB5	8/28/2001	5.7		mg/kg			
			OU5-CTA-1C-5026TS-SB6	8/28/2001	3.3		mg/kg			
			OU5-CTA-1C-5026TS-SB7	8/28/2001	3.5		mg/kg			
CTA	***1A***	***5026 Warren Street***							***No***	***No***
			OU5-CTA-1A-5026WS-1	8/13/2001	5.8		mg/kg			
			OU5-CTA-1A-5026WS-2	8/13/2001	2.4	J	mg/kg			
			OU5-CTA-1A-5026WS-3	8/13/2001	2.6		mg/kg			
			OU5-CTA-1A-5026WS-4	8/13/2001	2.1	J	mg/kg			
			OU5-CTA-1A-5026WS-SB1	8/13/2001	1.8	J	mg/kg			
			OU5-CTA-1A-5026WS-SB2	8/13/2001	2.8		mg/kg			
			OU5-CTA-1A-5026WS-SB3	8/13/2001	1.7	J	mg/kg			
			OU5-CTA-1A-5026WS-SB4	8/13/2001	2	J	mg/kg			
			OU5-CTA-1A-5026WS-SB5	8/13/2001	1.9	J	mg/kg			
			OU5-CTA-1A-5026WS-SB6	8/13/2001	2.4		mg/kg			
			OU5-CTA-1A-5026WS-SB7	8/13/2001	1.6	J	mg/kg			
			OU5-CTA-1A-5026WS-SB8	8/13/2001	1.7	J	mg/kg			

Area	Group	Address	Sample ID	Sample Date	Result \1	Units	Duplicate Match	Specialty Boring?	Grid Sampled?
CTA	***1C***	***5027 Sedgwick Street***						***No***	***No***
			OU5-CTA-1C-5027SegS-1	7/23/2001	3.3	mg/kg			
			OU5-CTA-1C-5027SegS-2	7/23/2001	3.4	mg/kg			
			OU5-CTA-1C-5027SegS-3	7/23/2001	3.6	mg/kg			
			OU5-CTA-1C-5027SegS-4	7/23/2001	3.6	mg/kg			
			OU5-CTA-1C-5027SegS-DUP31	7/23/2001	3.7	mg/kg	OU5-CTA-1C-5027SegS-1		
			OU5-CTA-1C-5027SegS-SB-1	7/23/2001	3.5	mg/kg			
			OU5-CTA-1C-5027SegS-SB-2	7/23/2001	4	mg/kg			
			OU5-CTA-1C-5027SegS-SB-3	7/23/2001	3.1	mg/kg			
			OU5-CTA-1C-5027SegS-SB-4	7/23/2001	1.2 J	mg/kg			
			OU5-CTA-1C-5027SegS-SB-5	7/23/2001	3	mg/kg			
			OU5-CTA-1C-5027SegS-SB-6	7/23/2001	3.8	mg/kg			
CTA	***1A***	***5027 Van Ness Street***						***No***	***No***
			OU5-CTA-1A-5027VNS-1	3/19/2002	3	mg/kg			
			OU5-CTA-1A-5027VNS-2	3/19/2002	2.1	mg/kg			
			OU5-CTA-1A-5027VNS-3	3/19/2002	3.5	mg/kg			
			OU5-CTA-1A-5027VNS-4	3/19/2002	3	mg/kg			
			OU5-CTA-1A-5027VNS-SB1	3/19/2002	4.2	mg/kg			
			OU5-CTA-1A-5027VNS-SB2	3/19/2002	2.2	mg/kg			
			OU5-CTA-1A-5027VNS-SB3	3/19/2002	2.1	mg/kg			
			OU5-CTA-1A-5027VNS-SB4	3/19/2002	2.4	mg/kg			
			OU5-CTA-1A-5027VNS-SB5	3/19/2002	1.7	mg/kg			
			OU5-CTA-1A-5027VNS-SB6	3/19/2002	2.3	mg/kg			
CSA	***2***	***5028 Massachusetts Avenue***						***Yes***	***No***
			OU5-CSA-2-5028MA-1	3/26/2002	3.4	mg/kg			
			OU5-CSA-2-5028MA-2	3/26/2002	3.8	mg/kg			
			OU5-CSA-2-5028MA-SB-DUP106	3/26/2002	2.3	mg/kg	OU5-CSA-2-5028MA-SB5		
			OU5-CSA-2-5028MA-SB1	3/26/2002	3.6	mg/kg			
			OU5-CSA-2-5028MA-SB2	3/26/2002	3.2	mg/kg			
			OU5-CSA-2-5028MA-SB3	3/26/2002	2	mg/kg			
			OU5-CSA-2-5028MA-SB4	3/26/2002	2.2	mg/kg			
			OU5-CSA-2-5028MA-SB5	3/26/2002	2.1	mg/kg			
			OU5-CSA-2-5028MA-SB6	3/26/2002	1.5 J	mg/kg			

Area	Group	Address	Sample ID	Sample Date	Result \1	Units	Duplicate Match	Specialty Boring?	Grid Sampled?
CSA	12	5028 Overlook Road						No	No
			OU5-CSA-12-5028OR-1	10/4/2001	5.4	mg/kg			
			OU5-CSA-12-5028OR-2	10/4/2001	8.8	mg/kg			
CTA	1A	5028 Warren Street						No	No
			OU5-CTA-1A-5028WS-1	9/7/2001	2.8 J	mg/kg			
			OU5-CTA-1A-5028WS-2	9/7/2001	3.3	mg/kg			
			OU5-CTA-1A-5028WS-3	9/7/2001	3.4	mg/kg			
			OU5-CTA-1A-5028WS-4	9/7/2001	3.8	mg/kg			
			OU5-CTA-1A-5028WS-SB-DUP70	9/7/2001	3	mg/kg	OU5-CTA-1A-5028WS-SB1		
			OU5-CTA-1A-5028WS-SB1	9/7/2001	1.9 J	mg/kg			
			OU5-CTA-1A-5028WS-SB10	9/7/2001	3.4	mg/kg			
			OU5-CTA-1A-5028WS-SB2	9/7/2001	2.9	mg/kg			
			OU5-CTA-1A-5028WS-SB3	9/7/2001	2.2 J	mg/kg			
			OU5-CTA-1A-5028WS-SB4	9/7/2001	2.1 J	mg/kg			
			OU5-CTA-1A-5028WS-SB5	9/7/2001	3.4	mg/kg			
			OU5-CTA-1A-5028WS-SB6	9/7/2001	3.1	mg/kg			
			OU5-CTA-1A-5028WS-SB7	9/7/2001	2.6	mg/kg			
			OU5-CTA-1A-5028WS-SB8	9/7/2001	2.6	mg/kg			
			OU5-CTA-1A-5028WS-SB9	9/7/2001	2.1 J	mg/kg			
CTA	1C	5030 Sedgwick Street						No	No
			OU5-CTA-1C-5030SegS-1	8/21/2001	4.7	mg/kg			
			OU5-CTA-1C-5030SegS-2	8/21/2001	3.8	mg/kg			
			OU5-CTA-1C-5030SegS-3	8/21/2001	5.3	mg/kg			
			OU5-CTA-1C-5030SegS-4	8/21/2001	5	mg/kg			
			OU5-CTA-1C-5030SegS-SB1	8/21/2001	2.2 J	mg/kg			
			OU5-CTA-1C-5030SegS-SB2	8/21/2001	2.4	mg/kg			
			OU5-CTA-1C-5030SegS-SB3	8/21/2001	3.2	mg/kg			
			OU5-CTA-1C-5030SegS-SB4	8/21/2001	2.1 J	mg/kg			
			OU5-CTA-1C-5030SegS-SB5	8/21/2001	1.7 J	mg/kg			
			OU5-CTA-1C-5030SegS-SB6	8/21/2001	0.88 J	mg/kg			
CTA	1C	5030 Van Ness Street						No	Yes
			OU5-CTA-1C-5030VNS-1	7/31/2001	3	mg/kg			
			OU5-CTA-1C-5030VNS-2	7/31/2001	9.7	mg/kg			
			OU5-CTA-1C-5030VNS-3	7/31/2001	12.7	mg/kg			
			OU5-CTA-1C-5030VNS-4	7/31/2001	8.6	mg/kg			

Area	Group	Address	Sample ID	Sample Date	Result \1		Units	Duplicate Match	Specialty Boring?	Grid Sampled?
			OU5-CTA-1C-5030VNS-DUP39	7/31/2001	7		mg/kg	OU5-CTA-1C-5030VNS-1		
			OU5-CTA-1C-5030VNS-SB-1	7/31/2001	2.2		mg/kg			
			OU5-CTA-1C-5030VNS-SB-2	7/31/2001	2	J	mg/kg			
			OU5-CTA-1C-5030VNS-SB-3	7/31/2001	2.3		mg/kg			
			OU5-CTA-1C-5030VNS-SB-4	7/31/2001	3.3		mg/kg			
			OU5-CTA-1C-5030VNS-SB-5	7/31/2001	1.8	J	mg/kg			
			OU5-CTA-1C-5030VNS-SB-6	7/31/2001	2.4		mg/kg			
			OU5-CTA-1C-5030VNS-SB-7	7/31/2001	0.95	J	mg/kg			
			OU5-CTA-1C-5030VNS-SB-DUP44	7/31/2001	2.2		mg/kg	OU5-CTA-1C-5030VNS-SB-7		
CSA	***12***	***5031 Overlook Road***							***No***	***No***
			OU5-CSA-12-5031OR-1	10/4/2001	3.2		mg/kg			
			OU5-CSA-12-5031OR-2	10/4/2001	3.1		mg/kg			
CSA	***2***	***5032 Massachusetts Avenue***							***No***	***No***
			OU5-CSA-2-5032MA-1	9/20/2001	7.6		mg/kg			
			OU5-CSA-2-5032MA-2	9/20/2001	4.3		mg/kg			
CTA	***1C***	***5032 Tilden Street***							***No***	***Yes***
			OU5-CTA-1C-5032TS-1	7/31/2001	14		mg/kg			
			OU5-CTA-1C-5032TS-2	7/31/2001	10.4		mg/kg			
			OU5-CTA-1C-5032TS-3	7/31/2001	10.6		mg/kg			
			OU5-CTA-1C-5032TS-4	7/31/2001	10.5		mg/kg			
			OU5-CTA-1C-5032TS-SB-1	7/31/2001	3.5		mg/kg			
			OU5-CTA-1C-5032TS-SB-2	7/31/2001	4		mg/kg			
			OU5-CTA-1C-5032TS-SB-3	7/31/2001	2.8		mg/kg			
			OU5-CTA-1C-5032TS-SB-4	7/31/2001	2	J	mg/kg			
			OU5-CTA-1C-5032TS-SB-5	7/31/2001	1.5	J	mg/kg			
			OU5-CTA-1C-5032TS-SB-6	7/31/2001	1.4	J	mg/kg			
			OU5-CTA-1C-5032TS-SB-7	7/31/2001	1.5	J	mg/kg			
			OU5-CTA-1C-5032TS-SB-8	7/31/2001	0.89	J	mg/kg			
CTA	***1C***	***5032 Upton Street***							***No***	***No***
			OU5-CTA-1C-5032US-1	7/11/2001	6.5		mg/kg			
			OU5-CTA-1C-5032US-2	7/11/2001	5.6		mg/kg			
			OU5-CTA-1C-5032US-3	7/11/2001	6.6		mg/kg			
			OU5-CTA-1C-5032US-4	7/11/2001	8.6		mg/kg			
			OU5-CTA-1C-5032US-DUP20	7/11/2001	8.6		mg/kg	OU5-CTA-1C-5032US-4		

Area	Group	Address	Sample ID	Sample Date	Result \1	Units	Duplicate Match	Specialty Boring?	Grid Sampled?
			OU5-CTA-1C-5032US-SB-1	7/11/2001	4.1	mg/kg			
			OU5-CTA-1C-5032US-SB-10	7/11/2001	2.8	mg/kg			
			OU5-CTA-1C-5032US-SB-2	7/11/2001	2.7	mg/kg			
			OU5-CTA-1C-5032US-SB-3	7/11/2001	2.1	mg/kg			
			OU5-CTA-1C-5032US-SB-4	7/11/2001	2 J	mg/kg			
			OU5-CTA-1C-5032US-SB-5	7/11/2001	3.2	mg/kg			
			OU5-CTA-1C-5032US-SB-6	7/11/2001	3.5	mg/kg			
			OU5-CTA-1C-5032US-SB-7	7/11/2001	4.3	mg/kg			
			OU5-CTA-1C-5032US-SB-8	7/11/2001	2.9	mg/kg			
			OU5-CTA-1C-5032US-SB-9	7/11/2001	2.3	mg/kg			
CSA	***12***	***5033 Loughboro Road***						***No***	***No***
			OU5-CSA-12-5033LR-1	10/24/2001	3.3	mg/kg			
			OU5-CSA-12-5033LR-2	10/24/2001	2.8	mg/kg			
CTA	***1C***	***5033 Tilden Street***						***No***	***No***
			OU5-CTA-1C-5033TS-1	7/18/2001	5.6	mg/kg			
			OU5-CTA-1C-5033TS-2	7/18/2001	4.1	mg/kg			
			OU5-CTA-1C-5033TS-3	7/18/2001	5.7	mg/kg			
			OU5-CTA-1C-5033TS-4	7/18/2001	4.2	mg/kg			
			OU5-CTA-1C-5033TS-SB-1	7/18/2001	5.8	mg/kg			
			OU5-CTA-1C-5033TS-SB-2	7/18/2001	3.6	mg/kg			
			OU5-CTA-1C-5033TS-SB-3	7/18/2001	2.3	mg/kg			
			OU5-CTA-1C-5033TS-SB-4	7/18/2001	1.5 J	mg/kg			
			OU5-CTA-1C-5033TS-SB-5	7/18/2001	2.1 J	mg/kg			
			OU5-CTA-1C-5033TS-SB-6	7/18/2001	8.3	mg/kg			
			OU5-CTA-1C-5033TS-SB-DUP33	7/18/2001	1.6 J	mg/kg	OU5-CTA-1C-5033TS-SB-4		
CTA	***1C***	***5033 Upton Street***						***No***	***No***
			OU5-CTA-1C-5033US-1	7/2/2001	8.5	mg/kg			
			OU5-CTA-1C-5033US-2	7/2/2001	7.6	mg/kg			
			OU5-CTA-1C-5033US-3	7/2/2001	4.1	mg/kg			
			OU5-CTA-1C-5033US-4	7/2/2001	5.6	mg/kg			
			OU5-CTA-1C-5033US-SB-1	7/2/2001	2.7	mg/kg			
			OU5-CTA-1C-5033US-SB-2	7/2/2001	3	mg/kg			
			OU5-CTA-1C-5033US-SB-3	7/2/2001	1.6 J	mg/kg			
			OU5-CTA-1C-5033US-SB-4	7/2/2001	1.8 J	mg/kg			
			OU5-CTA-1C-5033US-SB-5	7/2/2001	0.47 J	mg/kg			

Area	Group	Address	Sample ID	Sample Date	Result \1		Units	Duplicate Match	Specialty Boring?	Grid Sampled?
			OU5-CTA-1C-5033US-SB-6	7/2/2001	0.39	U	mg/kg			
CSA	**12**	**5034 Overlook Road**							**No**	**No**
			OU5-CSA-12-5034OR-1	8/3/2001	2.9		mg/kg			
			OU5-CSA-12-5034OR-2	8/3/2001	5.8		mg/kg			
CTA	**1C**	**5035 Rockwood Parkway**							**Yes**	**Yes**
			OU5-CTA-1C-5035RP-1	6/26/2001	12.7		mg/kg			
			OU5-CTA-1C-5035RP-2	6/26/2001	13.7		mg/kg			
			OU5-CTA-1C-5035RP-3	6/26/2001	56.4		mg/kg			
			OU5-CTA-1C-5035RP-4	6/26/2001	69.5		mg/kg			
			OU5-CTA-1C-5035RP-SB1	6/26/2001	3.5		mg/kg			
			OU5-CTA-1C-5035RP-SB2	6/26/2001	3.3		mg/kg			
			OU5-CTA-1C-5035RP-SB3	6/26/2001	1.2	J	mg/kg			
			OU5-CTA-1C-5035RP-SB4	6/26/2001	3		mg/kg			
			OU5-CTA-1C-5035RP-SB5	6/26/2001	3.5		mg/kg			
			OU5-CTA-1C-5035RP-SB6	6/26/2001	1.2	J	mg/kg			
CTA	**1A**	**5035 Van Ness Street**							**No**	**No**
			OU5-CTA-1A-5035VNS-1	11/6/2001	5.1		mg/kg			
			OU5-CTA-1A-5035VNS-2	11/6/2001	8.4		mg/kg			
			OU5-CTA-1A-5035VNS-3	11/6/2001	6.2		mg/kg			
			OU5-CTA-1A-5035VNS-4	11/6/2001	5.4		mg/kg			
			OU5-CTA-1A-5035VNS-SB1	11/6/2001	3.5		mg/kg			
			OU5-CTA-1A-5035VNS-SB10	11/6/2001	1	J	mg/kg			
			OU5-CTA-1A-5035VNS-SB2	11/6/2001	2.5		mg/kg			
			OU5-CTA-1A-5035VNS-SB3	11/6/2001	4.7		mg/kg			
			OU5-CTA-1A-5035VNS-SB4	11/6/2001	3.3		mg/kg			
			OU5-CTA-1A-5035VNS-SB5	11/6/2001	1.5	J	mg/kg			
			OU5-CTA-1A-5035VNS-SB6	11/6/2001	0.97	J	mg/kg			
			OU5-CTA-1A-5035VNS-SB7	11/6/2001	1.9	J	mg/kg			
			OU5-CTA-1A-5035VNS-SB8	11/6/2001	2.2	J	mg/kg			
			OU5-CTA-1A-5035VNS-SB9	11/6/2001	1.8	J	mg/kg			
CSA	**2**	**5036 Massachusetts Avenue**							**No**	**No**
			OU5-CSA-2-5036MA-1	3/28/2002	10.7		mg/kg			
			OU5-CSA-2-5036MA-2	3/28/2002	5.3		mg/kg			
CTA	**1C**	**5036 Sedgwick Street**							**No**	**No**
			OU5-5036-1	4/4/2001	3.6	\2	mg/kg			

Area	Group	Address	Sample ID	Sample Date	Result \1			Units	Duplicate Match	Specialty Boring?	Grid Sampled?
			OU5-5036-1A	4/4/2001	3.6		\2	mg/kg			
			OU5-5036-2	4/4/2001	2.9		\2	mg/kg			
			OU5-5036-2A	4/4/2001	2.2		\2	mg/kg			
			OU5-5036-3	4/4/2001	3.7		\2	mg/kg			
			OU5-5036-3A	4/4/2001	3		\2	mg/kg			
			OU5-5036-4	4/4/2001	3.7		\2	mg/kg			
			OU5-5036-4A	4/4/2001	2.7		\2	mg/kg			
			OU5-5036-DUP-01	4/4/2001	2.5		\2	mg/kg	OU5-5036-4A		
			OU5-5036-SB-1	4/4/2001	1.2	J	\2	mg/kg			
			OU5-5036-SB-2	4/4/2001	0.58	U	\2	mg/kg			
			OU5-5036-SB-3	4/4/2001	1.2	J	\2	mg/kg			
			OU5-5036-SB-4	4/4/2001	1	J	\2	mg/kg			
			OU5-5036-SB-5	4/4/2001	0.54	U	\2	mg/kg			
			OU5-5036-SB-6	4/4/2001	0.58	U	\2	mg/kg			
CSA	***12***	***5037 Loughboro Road***								***No***	***No***
			OU5-CSA-12-5037LR-1	10/24/2001	7	J		mg/kg			
			OU5-CSA-12-5037LR-2	10/24/2001	3.2	J		mg/kg			
CSA	***2***	***5038 Massachusetts Avenue***								***No***	***No***
			OU5-CSA-2-5038MA-1	8/3/2001	4			mg/kg			
			OU5-CSA-2-5038MA-2	8/3/2001	2.3	J		mg/kg			
CTA	***1C***	***5038 Van Ness Street***								***No***	***No***
			OU5-CTA-1C-5038VNS-1	6/13/2001	2.9			mg/kg			
			OU5-CTA-1C-5038VNS-2	6/13/2001	3.7			mg/kg			
			OU5-CTA-1C-5038VNS-3	6/13/2001	2.3			mg/kg			
			OU5-CTA-1C-5038VNS-4	6/13/2001	3			mg/kg			
			OU5-CTA-1C-5038VNS-DUP06	6/13/2001	2.7			mg/kg	OU5-CTA-1C-5038VNS-2		
			OU5-CTA-1C-5038VNS-SB-1	6/13/2001	2.1	J		mg/kg			
			OU5-CTA-1C-5038VNS-SB-2	6/13/2001	1.8	J		mg/kg			
			OU5-CTA-1C-5038VNS-SB-3	6/13/2001	1	J		mg/kg			
			OU5-CTA-1C-5038VNS-SB-4	6/13/2001	0.56	U		mg/kg			
			OU5-CTA-1C-5038VNS-SB-5	6/13/2001	0.75	J		mg/kg			
			OU5-CTA-1C-5038VNS-SB-6	6/13/2001	2.4			mg/kg			
CSA	***12***	***5039 Overlook Road***								***No***	***No***
			OU5-CSA-12-5039OR-1	8/3/2001	2.5			mg/kg			
			OU5-CSA-12-5039OR-2	8/3/2001	5.2			mg/kg			

Area	Group	Address	Sample ID	Sample Date	Result \1		Units	Duplicate Match	Specialty Boring?	Grid Sampled?
CSA	2	5040 Albemarle Street							No	No
			OU5-CSA-2-5040AS-1	6/13/2001	9.1		mg/kg			
			OU5-CSA-2-5040AS-2	6/13/2001	7		mg/kg			
CTA	1C	5040 Sedgwick Street							No	Yes
			OU5-CTA-1C-5040SegS-1	4/4/2001	4.4	K	mg/kg			
			OU5-CTA-1C-5040SegS-1A	4/4/2001	6.1	K	mg/kg			
			OU5-CTA-1C-5040SegS-2	4/4/2001	9.3	K	mg/kg			
			OU5-CTA-1C-5040SegS-2A	4/4/2001	17.3	K	mg/kg			
			OU5-CTA-1C-5040SegS-3	4/4/2001	4.9	K	mg/kg			
			OU5-CTA-1C-5040SegS-3A	4/4/2001	4.8	K	mg/kg			
			OU5-CTA-1C-5040SegS-4	4/4/2001	4.6	K	mg/kg			
			OU5-CTA-1C-5040SegS-4A	4/4/2001	3.9	K	mg/kg			
			OU5-CTA-1C-5040SegS-DUP1	4/4/2001	1.1	JK	mg/kg	OU5-CTA-1C-5040SegS-SB-4		
			OU5-CTA-1C-5040SegS-SB-1	4/4/2001	12.1	K	mg/kg			
			OU5-CTA-1C-5040SegS-SB-2	4/4/2001	2.6	K	mg/kg			
			OU5-CTA-1C-5040SegS-SB-3	4/4/2001	2.2	JK	mg/kg			
			OU5-CTA-1C-5040SegS-SB-4	4/4/2001	0.77	JK	mg/kg			
			OU5-CTA-1C-5040SegS-SB-5	4/4/2001	0.75	JK	mg/kg			
			OU5-CTA-1C-5040SegS-SB-6	4/4/2001	1.2	JK	mg/kg			
CTA	1C	5040 Upton Street							No	Yes
			OU5-CTA-1C-5040US-1	6/19/2001	14		mg/kg			
			OU5-CTA-1C-5040US-2	6/19/2001	5		mg/kg			
			OU5-CTA-1C-5040US-3	6/19/2001	3		mg/kg			
			OU5-CTA-1C-5040US-4	6/19/2001	5.3		mg/kg			
			OU5-CTA-1C-5040US-DUP11	6/19/2001	2.9		mg/kg	OU5-CTA-1C-5040US-4		
			OU5-CTA-1C-5040US-SB-1	6/19/2001	2.4		mg/kg			
			OU5-CTA-1C-5040US-SB-2	6/19/2001	3.2		mg/kg			
			OU5-CTA-1C-5040US-SB-3	6/19/2001	3.7		mg/kg			
			OU5-CTA-1C-5040US-SB-4	6/19/2001	3.1		mg/kg			
			OU5-CTA-1C-5040US-SB-5	6/19/2001	2.9		mg/kg			
			OU5-CTA-1C-5040US-SB-6	6/19/2001	3.1		mg/kg			
			OU5-CTA-1C-5040US-SB-7	6/19/2001	2.9		mg/kg			
CSA	12	5041 Loughboro Road							No	Yes + specialty boring
			OU5-CSA-12-5041LR-1	10/4/2001	59.6		mg/kg			
			OU5-CSA-12-5041LR-1(1)	5/1/2002	29.6		mg/kg			

Area	Group	Address	Sample ID	Sample Date	Result \1	Units	Duplicate Match	Specialty Boring?	Grid Sampled?
			OU5-CSA-12-5041LR-1(2)	5/1/2002	3.9	mg/kg			
			OU5-CSA-12-5041LR-1(3)	5/1/2002	5.8	mg/kg			
			OU5-CSA-12-5041LR-1(4)	5/1/2002	3.3	mg/kg			
			OU5-CSA-12-5041LR-1(5)	5/1/2002	2.6	mg/kg			
			OU5-CSA-12-5041LR-1(6)	5/1/2002	5.1	mg/kg			
			OU5-CSA-12-5041LR-1(7)	5/1/2002	3	mg/kg			
			OU5-CSA-12-5041LR-1(8)	5/1/2002	5.8	mg/kg			
			OU5-CSA-12-5041LR-2	10/4/2001	3.8	mg/kg			
CTA	**1C**	**5041 Sedgwick Street**						**No**	**No**
			OU5-CTA-1C-5041SegS-1	7/23/2001	6.7	mg/kg			
			OU5-CTA-1C-5041SegS-2	7/23/2001	4.1	mg/kg			
			OU5-CTA-1C-5041SegS-3	7/23/2001	7.3	mg/kg			
			OU5-CTA-1C-5041SegS-4	7/23/2001	7	mg/kg			
			OU5-CTA-1C-5041SegS-SB-1	7/23/2001	4.2	mg/kg			
			OU5-CTA-1C-5041SegS-SB-2	7/23/2001	1.9 J	mg/kg			
			OU5-CTA-1C-5041SegS-SB-3	7/23/2001	1.6 J	mg/kg			
			OU5-CTA-1C-5041SegS-SB-4	7/23/2001	1 J	mg/kg			
			OU5-CTA-1C-5041SegS-SB-5	7/23/2001	2 J	mg/kg			
			OU5-CTA-1C-5041SegS-SB-6	7/23/2001	1.9 J	mg/kg			
CTA	**1C**	**5041 Upton Street**						**No**	**Yes**
			OU5-CTA-1C-5041US-1	6/21/2001	5.8 L	mg/kg			
			OU5-CTA-1C-5041US-2	6/21/2001	7.3 L	mg/kg			
			OU5-CTA-1C-5041US-3	6/21/2001	10.4 L	mg/kg			
			OU5-CTA-1C-5041US-4	6/21/2001	24 L	mg/kg			
			OU5-CTA-1C-5041US-DUP14	6/21/2001	2.4 L	mg/kg	OU5-CTA-1C-5041US-3		
			OU5-CTA-1C-5041US-SB1	6/21/2001	7.1 L	mg/kg			
			OU5-CTA-1C-5041US-SB2	6/21/2001	4.1 L	mg/kg			
			OU5-CTA-1C-5041US-SB3	6/21/2001	3.2 L	mg/kg			
			OU5-CTA-1C-5041US-SB4	6/21/2001	3.3 L	mg/kg			
			OU5-CTA-1C-5041US-SB5	6/21/2001	4 L	mg/kg			
			OU5-CTA-1C-5041US-SB6	6/21/2001	5.3 L	mg/kg			
CSA	**12**	**5042 Overlook Road**						**No**	**No**
			OU5-CSA-12-5042OR-1	8/10/2001	3.2	mg/kg			
			OU5-CSA-12-5042OR-2	8/10/2001	3.6	mg/kg			

Area	Group	Address	Sample ID	Sample Date	Result \1		Units	Duplicate Match	Specialty Boring?	Grid Sampled?
CTA	1C	5044 Van Ness Street							No	Yes
			OU5-CTA-1C-5044VNS-1	7/5/2001	4.4		mg/kg			
			OU5-CTA-1C-5044VNS-2	7/5/2001	11.3		mg/kg			
			OU5-CTA-1C-5044VNS-3	7/5/2001	9.4		mg/kg			
			OU5-CTA-1C-5044VNS-4	7/5/2001	23.4		mg/kg			
			OU5-CTA-1C-5044VNS-SB-1	7/5/2001	0.99	J	mg/kg			
			OU5-CTA-1C-5044VNS-SB-2	7/5/2001	2.2		mg/kg			
			OU5-CTA-1C-5044VNS-SB-3	7/5/2001	1.7	J	mg/kg			
			OU5-CTA-1C-5044VNS-SB-4	7/5/2001	11.3		mg/kg			
			OU5-CTA-1C-5044VNS-SB-5	7/5/2001	0.46	J	mg/kg			
			OU5-CTA-1C-5044VNS-SB-6	7/5/2001	0.38	U	mg/kg			
CSA	12	5045 Overlook Road							No	No
			OU5-CSA-12-5045OR-1	8/10/2001	6.5		mg/kg			
			OU5-CSA-12-5045OR-2	8/10/2001	7.4		mg/kg			
CTA	1A	5045 Van Ness Street							No	No
			OU5-CTA-1A-5045VNS-1	6/12/2001	5.3		mg/kg			
			OU5-CTA-1A-5045VNS-2	6/12/2001	4.7		mg/kg			
			OU5-CTA-1A-5045VNS-3	6/12/2001	6.6		mg/kg			
			OU5-CTA-1A-5045VNS-4	6/12/2001	6.7		mg/kg			
			OU5-CTA-1A-5045VNS-DUP05	6/12/2001	4.8		mg/kg	OU5-CTA-1A-5045VNS-2		
			OU5-CTA-1A-5045VNS-SB-1	6/12/2001	5.2		mg/kg			
			OU5-CTA-1A-5045VNS-SB-2	6/12/2001	2.7		mg/kg			
			OU5-CTA-1A-5045VNS-SB-3	6/12/2001	1.5	J	mg/kg			
			OU5-CTA-1A-5045VNS-SB-4	6/12/2001	1.9	J	mg/kg			
			OU5-CTA-1A-5045VNS-SB-5	6/12/2001	0.67	J	mg/kg			
			OU5-CTA-1A-5045VNS-SB-6	6/12/2001	0.58	J	mg/kg			
			OU5-CTA-1A-5045VNS-SB-7	6/12/2001	0.39	U	mg/kg			
			OU5-CTA-1A-5045VNS-SB-DUP06	6/12/2001	0.62	J	mg/kg	OU5-CTA-1A-5045VNS-SB-6		
CTA	1C	5046 Sedgwick Street							No	Yes
			OU5-CTA-1C-5046SegS-1	4/3/2001	66		mg/kg			
			OU5-CTA-1C-5046SegS-1A	4/3/2001	21.4		mg/kg			
			OU5-CTA-1C-5046SegS-2	4/3/2001	12.3		mg/kg			
			OU5-CTA-1C-5046SegS-2A	4/3/2001	34.4		mg/kg			
			OU5-CTA-1C-5046SegS-3	4/3/2001	39.9		mg/kg			

Area	Group	Address	Sample ID	Sample Date	Result \1		Units	Duplicate Match	Specialty Boring?	Grid Sampled?
			OU5-CTA-1C-5046SegS-3A	4/3/2001	28.2		mg/kg			
			OU5-CTA-1C-5046SegS-4	4/3/2001	16.1		mg/kg			
			OU5-CTA-1C-5046SegS-4A	4/3/2001	3.9		mg/kg			
			OU5-CTA-1C-5046SegS-SB1	4/3/2001	62.8		mg/kg			
			OU5-CTA-1C-5046SegS-SB2	4/3/2001	3.5		mg/kg			
			OU5-CTA-1C-5046SegS-SB3	4/3/2001	2.8		mg/kg			
			OU5-CTA-1C-5046SegS-SB4	4/3/2001	5		mg/kg			
			OU5-CTA-1C-5046SegS-SB5	4/3/2001	3.4		mg/kg			
			OU5-CTA-1C-5046SegS-SB6	4/3/2001	2.8		mg/kg			
			OU5-CTA-1C-5046SegS-SB7	4/3/2001	1.5		mg/kg			
CSA	***12***	***5047 Loughboro Road***							***No***	***No***
			OU5-CSA-12-5047LR-1	10/24/2001	2.3		mg/kg			
			OU5-CSA-12-5047LR-2	10/24/2001	3.9		mg/kg			
CTA	***1C***	***5047 Sedgwick Street***							***No***	***No***
			OU5-CTA-1C-5047SegS-1	7/18/2001	4.6		mg/kg			
			OU5-CTA-1C-5047SegS-2	7/18/2001	3.8		mg/kg			
			OU5-CTA-1C-5047SegS-3	7/18/2001	4.2		mg/kg			
			OU5-CTA-1C-5047SegS-4	7/18/2001	4.5		mg/kg			
			OU5-CTA-1C-5047SegS-SB1	7/18/2001	1.4	J	mg/kg			
			OU5-CTA-1C-5047SegS-SB2	7/18/2001	1.4	J	mg/kg			
			OU5-CTA-1C-5047SegS-SB3	7/18/2001	1.1	J	mg/kg			
			OU5-CTA-1C-5047SegS-SB4	7/18/2001	1.2	J	mg/kg			
			OU5-CTA-1C-5047SegS-SB5	7/18/2001	0.86	J	mg/kg			
			OU5-CTA-1C-5047SegS-SB6	7/18/2001	1	J	mg/kg			
CTA	***1C***	***5050 Van Ness Street***							***No***	***No***
			OU5-CTA-1C-5050VNS-1	6/18/2001	3.6		mg/kg			
			OU5-CTA-1C-5050VNS-2	6/18/2001	4.2		mg/kg			
			OU5-CTA-1C-5050VNS-3	6/18/2001	4		mg/kg			
			OU5-CTA-1C-5050VNS-4	6/18/2001	4		mg/kg			
			OU5-CTA-1C-5050VNS-SB-1	6/18/2001	2.9		mg/kg			
			OU5-CTA-1C-5050VNS-SB-2	6/18/2001	3.4		mg/kg			
			OU5-CTA-1C-5050VNS-SB-3	6/18/2001	1.7		mg/kg			
			OU5-CTA-1C-5050VNS-SB-4	6/18/2001	1.8		mg/kg			
			OU5-CTA-1C-5050VNS-SB-5	6/18/2001	1.6		mg/kg			
			OU5-CTA-1C-5050VNS-SB-6	6/18/2001	1.5		mg/kg			

Area	Group	Address	Sample ID	Sample Date	Result \1	Units	Duplicate Match	Specialty Boring?	Grid Sampled?
			OU5-CTA-1C-5050VNS-SBDUP11	6/18/2001	1.3	mg/kg	OU5-CTA-1C-5050VNS-SB-6		
CSA	**12**	**5051 Overlook Road**						**No**	**No**
			OU5-CSA-12-5051OR-1	7/6/2001	4.5	mg/kg			
			OU5-CSA-12-5051OR-2	7/6/2001	7.4	mg/kg			
CSA	**12**	**5053 Loughboro Road**						**No**	**No**
			OU5-CSA-12-5053LR-1	8/3/2001	3.4	mg/kg			
			OU5-CSA-12-5053LR-2	8/3/2001	3.5	mg/kg			
CTA	**1C**	**5053 Sedgwick Street**						**No**	**No**
			OU5-CTA-1C-5053SegS-1	6/21/2001	4.8	mg/kg			
			OU5-CTA-1C-5053SegS-2	6/21/2001	5.3	mg/kg			
			OU5-CTA-1C-5053SegS-3	6/21/2001	3.8	mg/kg			
			OU5-CTA-1C-5053SegS-4	6/21/2001	6.5	mg/kg			
			OU5-CTA-1C-5053SegS-SB1	6/21/2001	3.6	mg/kg			
			OU5-CTA-1C-5053SegS-SB2	6/21/2001	3.7	mg/kg			
			OU5-CTA-1C-5053SegS-SB3	6/21/2001	2.8	mg/kg			
			OU5-CTA-1C-5053SegS-SB4	6/21/2001	2.7	mg/kg			
			OU5-CTA-1C-5053SegS-SB5	6/21/2001	1.8 J	mg/kg			
			OU5-CTA-1C-5053SegS-SB6	6/21/2001	1.5 J	mg/kg			
CTA	**1C**	**5054 Sedgwick Street**						**No**	**Yes**
			OU5-CTA-1C-5054SegS-1	4/3/2001	17.1 J	mg/kg			
			OU5-CTA-1C-5054SegS-1A	4/3/2001	7.2 J	mg/kg			
			OU5-CTA-1C-5054SegS-2	4/3/2001	9 J	mg/kg			
			OU5-CTA-1C-5054SegS-2A	4/3/2001	84.6 J	mg/kg			
			OU5-CTA-1C-5054SegS-3	4/3/2001	4.9 J	mg/kg			
			OU5-CTA-1C-5054SegS-3A	4/3/2001	2.4 J	mg/kg			
			OU5-CTA-1C-5054SegS-4	4/3/2001	8 J	mg/kg			
			OU5-CTA-1C-5054SegS-4A	4/3/2001	6.7 J	mg/kg			
			OU5-CTA-1C-5054SegS-SB-DUP1	4/3/2001	1.1 J	mg/kg	OU5-CTA-1C-5054SegS-SB6		
			OU5-CTA-1C-5054SegS-SB1	4/3/2001	16.9 J	mg/kg			
			OU5-CTA-1C-5054SegS-SB2	4/3/2001	2.7 J	mg/kg			
			OU5-CTA-1C-5054SegS-SB3	4/3/2001	1.3 J	mg/kg			
			OU5-CTA-1C-5054SegS-SB4	4/3/2001	2.9 J	mg/kg			
			OU5-CTA-1C-5054SegS-SB5	4/3/2001	3.7 J	mg/kg			
			OU5-CTA-1C-5054SegS-SB6	4/3/2001	0.7 J	mg/kg			

Area	Group	Address	Sample ID	Sample Date	Result \1			Units	Duplicate Match	Specialty Boring?	Grid Sampled?
			OU5-CTA-1C-5054SegS-SB7	4/3/2001	0.83	J		mg/kg			
CSA	**12**	**5057 Overlook Road**								**No**	**No**
			OU5-CSA-12-5057OR-1	7/6/2001	2.9	J		mg/kg			
			OU5-CSA-12-5057OR-2	7/6/2001	4.1			mg/kg			
CTA	**1C**	**5058 Sedgwick Street**								**No**	**Yes**
			OU5-CTA-1C-5058SegS-1	7/2/2001	17.9			mg/kg			
			OU5-CTA-1C-5058SegS-2	7/2/2001	16.1			mg/kg			
			OU5-CTA-1C-5058SegS-3	7/2/2001	9.8			mg/kg			
			OU5-CTA-1C-5058SegS-4	7/2/2001	12.2			mg/kg			
			OU5-CTA-1C-5058SegS-SB-1	7/2/2001	4.8	L		mg/kg			
			OU5-CTA-1C-5058SegS-SB-2	7/2/2001	1.8	J		mg/kg			
			OU5-CTA-1C-5058SegS-SB-3	7/2/2001	1.4	J		mg/kg			
			OU5-CTA-1C-5058SegS-SB-4	7/2/2001	0.35	UL		mg/kg			
			OU5-CTA-1C-5058SegS-SB-5	7/2/2001	0.38	UL		mg/kg			
			OU5-CTA-1C-5058SegS-SB-6	7/2/2001	1.2	J		mg/kg			
			OU5-CTA-1C-5058SegS-SB-DUP21	7/2/2001	0.38	UL		mg/kg	OU5-CTA-1C-5058SegS-SB-5		
CTA	**1C**	**5059 Sedgwick Street**								**No**	**No**
			OU5-5059-1	4/3/2001	4.4		\2	mg/kg			
			OU5-5059-1A	4/3/2001	5		\2	mg/kg			
			OU5-5059-2	4/3/2001	6.5		\2	mg/kg			
			OU5-5059-2A	4/3/2001	2.8		\2	mg/kg			
			OU5-5059-3	4/3/2001	8		\2	mg/kg			
			OU5-5059-3A	4/3/2001	2.3	J	\2	mg/kg			
			OU5-5059-4	4/3/2001	5.5		\2	mg/kg			
			OU5-5059-4A	4/3/2001	3.1		\2	mg/kg			
			OU5-5059-DUP-02	4/3/2001	2.4		\2	mg/kg	OU5-5059-2A		
			OU5-5059-SB-1	4/3/2001	2.4		\2	mg/kg			
			OU5-5059-SB-2	4/3/2001	0.63	U	\2	mg/kg			
			OU5-5059-SB-3	4/3/2001	1.3	J	\2	mg/kg			
			OU5-5059-SB-4	4/3/2001	4.5		\2	mg/kg			
			OU5-5059-SB-5	4/3/2001	1.8	J	\2	mg/kg			
			OU5-5059-SB-6	4/3/2001	3.2		\2	mg/kg			
			OU5-5059-SB-7	4/3/2001	5		\2	mg/kg			
			OU5-5059-SB-8	4/3/2001	2.5		\2	mg/kg			
			OU5-5059-SB-9	4/3/2001	3		\2	mg/kg			

Area	Group	Address	Sample ID	Sample Date	Result \1			Units	Duplicate Match	Specialty Boring?	Grid Sampled?
			OU5-5059-SB-DUP-02	4/3/2001	2.2	J	\2	mg/kg	OU5-5059-SB-1		
CSA	**12**	**5060 Overlook Road**								**No**	**Yes + 1' arsenic boring**
			OU5-CSA-12-5060OR-1	8/3/2001	24.1			mg/kg			
			OU5-CSA-12-5060OR-2	8/3/2001	10.3			mg/kg			
CSA	**12**	**5063 Loughboro Road**								**No**	**Yes + 1' arsenic boring**
			OU5-CSA-12-5063LR-1	3/28/2002	14.1			mg/kg			
			OU5-CSA-12-5063LR-2	3/28/2002	7.7			mg/kg			
CSA	**12**	**5063 Overlook Road**								**No**	**No**
			OU5-CSA-12-5063OR-1	7/6/2001	2.8	J		mg/kg			
			OU5-CSA-12-5063OR-2	7/6/2001	2.6	J		mg/kg			
CTA	**1C**	**5064 Sedgwick Street**								**No**	**No**
			OU5-CTA-1C-5064SegS-1	10/2/2001	2.5			mg/kg			
			OU5-CTA-1C-5064SegS-2	10/2/2001	1.7	J		mg/kg			
			OU5-CTA-1C-5064SegS-3	10/2/2001	2.6			mg/kg			
			OU5-CTA-1C-5064SegS-4	10/2/2001	4			mg/kg			
			OU5-CTA-1C-5064SegS-SB-DUP79	10/2/2001	0.51	J		mg/kg	OU5-CTA-1C-5064SegS-SB2		
			OU5-CTA-1C-5064SegS-SB1	10/2/2001	0.98	J		mg/kg			
			OU5-CTA-1C-5064SegS-SB2	10/2/2001	0.53	J		mg/kg			
			OU5-CTA-1C-5064SegS-SB3	10/2/2001	0.37	U		mg/kg			
			OU5-CTA-1C-5064SegS-SB4	10/2/2001	0.39	U		mg/kg			
			OU5-CTA-1C-5064SegS-SB5	10/2/2001	0.36	U		mg/kg			
			OU5-CTA-1C-5064SegS-SB6	10/2/2001	0.44	J		mg/kg			
CTA	**1C**	**5065 Sedgwick Street**								**No**	**No**
			OU5-5065-1	4/3/2001	3.4		\2	mg/kg			
			OU5-5065-1A	4/3/2001	2.8		\2	mg/kg			
			OU5-5065-2	4/3/2001	3.6		\2	mg/kg			
			OU5-5065-2A	4/3/2001	4.1		\2	mg/kg			
			OU5-5065-3	4/3/2001	5.8		\2	mg/kg			
			OU5-5065-3A	4/3/2001	7.7		\2	mg/kg			
			OU5-5065-4	4/3/2001	8.9		\2	mg/kg			
			OU5-5065-4A	4/3/2001	6.8		\2	mg/kg			
			OU5-5065-DUP-01	4/3/2001	4		\2	mg/kg	OU5-5065-2A		
			OU5-5065-SB-1	4/3/2001	8.5		\2	mg/kg			
			OU5-5065-SB-2	4/3/2001	5.2		\2	mg/kg			

Area	Group	Address	Sample ID	Sample Date	Result \1		Units	Duplicate Match	Specialty Boring?	Grid Sampled?
			OU5-5065-SB-3	4/3/2001	4.3	\2	mg/kg			
			OU5-5065-SB-4	4/3/2001	5.2	\2	mg/kg			
			OU5-5065-SB-5	4/3/2001	4	\2	mg/kg			
			OU5-5065-SB-6	4/3/2001	2.4	\2	mg/kg			
			OU5-5065-SB-7	4/3/2001	3.1	\2	mg/kg			
CSA	***12***	***5068 Overlook Road***							***Yes***	***No***
			OU5-CSA-12-5068OR-1	10/26/2001	2.4		mg/kg			
			OU5-CSA-12-5068OR-2	10/26/2001	2.8		mg/kg			
			OU5-CSA-12-5068OR-SB1	11/19/2001	5.1		mg/kg			
			OU5-CSA-12-5068OR-SB2	11/19/2001	2	J	mg/kg			
			OU5-CSA-12-5068OR-SB3	11/19/2001	2.5		mg/kg			
			OU5-CSA-12-5068OR-SB4	11/19/2001	1.3	J	mg/kg			
			OU5-CSA-12-5068OR-SB5	11/19/2001	0.75	J	mg/kg			
			OU5-CSA-12-5068OR-SB6	11/19/2001	0.52	U	mg/kg			
CTA	***1C***	***5068 Sedgwick Street***							***Yes***	***No***
			OU5-CTA-1C-5068SegS-1	7/19/2001	4.3		mg/kg			
			OU5-CTA-1C-5068SegS-2	7/19/2001	2.9	J	mg/kg			
			OU5-CTA-1C-5068SegS-3	7/19/2001	1.7	J	mg/kg			
			OU5-CTA-1C-5068SegS-4	7/19/2001	2.7		mg/kg			
			OU5-CTA-1C-5068SegS-DUP28	7/19/2001	3.4		mg/kg	OU5-CTA-1C-5068SegS-2		
			OU5-CTA-1C-5068SegS-SB-1	7/19/2001	2.2	J	mg/kg			
			OU5-CTA-1C-5068SegS-SB-2	7/19/2001	0.59	U	mg/kg			
			OU5-CTA-1C-5068SegS-SB-3	7/19/2001	0.58	U	mg/kg			
			OU5-CTA-1C-5068SegS-SB-4	7/19/2001	0.57	U	mg/kg			
			OU5-CTA-1C-5068SegS-SB-5	7/19/2001	0.59	U	mg/kg			
			OU5-CTA-1C-5068SegS-SB-6	7/19/2001	0.77	J	mg/kg			
CSA	***12***	***5069 Overlook Road***							***No***	***Yes + 1' arsenic boring***
			OU5-CSA-12-5069OR-1	7/6/2001	14		mg/kg			
			OU5-CSA-12-5069OR-2	7/6/2001	2.1	J	mg/kg			
CTA	***1C***	***5071 Sedgwick Street***							***No***	***No***
			OU5-CTA-1C-5071SegS-1	8/22/2001	4.6		mg/kg			
			OU5-CTA-1C-5071SegS-2	8/22/2001	5.9		mg/kg			
			OU5-CTA-1C-5071SegS-3	8/22/2001	4.6		mg/kg			
			OU5-CTA-1C-5071SegS-4	8/22/2001	3.5		mg/kg			

Area	Group	Address	Sample ID	Sample Date	Result \1		Units	Duplicate Match	Specialty Boring?	Grid Sampled?
			OU5-CTA-1C-5071SegS-DUP49	8/22/2001	4.7		mg/kg	OU5-CTA-1C-5071SegS-2		
			OU5-CTA-1C-5071SegS-SB1	8/22/2001	3.3		mg/kg			
			OU5-CTA-1C-5071SegS-SB10	8/22/2001	1.3	J	mg/kg			
			OU5-CTA-1C-5071SegS-SB2	8/22/2001	2.9		mg/kg			
			OU5-CTA-1C-5071SegS-SB3	8/22/2001	2.8		mg/kg			
			OU5-CTA-1C-5071SegS-SB4	8/22/2001	2.9		mg/kg			
			OU5-CTA-1C-5071SegS-SB5	8/22/2001	2.6		mg/kg			
			OU5-CTA-1C-5071SegS-SB6	8/22/2001	2.2	J	mg/kg			
			OU5-CTA-1C-5071SegS-SB7	8/22/2001	2.5		mg/kg			
			OU5-CTA-1C-5071SegS-SB8	8/22/2001	3		mg/kg			
			OU5-CTA-1C-5071SegS-SB9	8/22/2001	2.5		mg/kg			
CTA	***1C***	***5074 Sedgwick Street***							***Yes***	***No***
			OU5-CTA-1C-5074SegS-1	7/19/2001	10.1		mg/kg			
			OU5-CTA-1C-5074SegS-2	7/19/2001	2.8		mg/kg			
			OU5-CTA-1C-5074SegS-3	7/19/2001	2.7		mg/kg			
			OU5-CTA-1C-5074SegS-4	7/19/2001	2	J	mg/kg			
			OU5-CTA-1C-5074SegS-SB-1	7/19/2001	2.5		mg/kg			
			OU5-CTA-1C-5074SegS-SB-2	7/19/2001	1.7	J	mg/kg			
			OU5-CTA-1C-5074SegS-SB-3	7/19/2001	1	J	mg/kg			
			OU5-CTA-1C-5074SegS-SB-4	7/19/2001	0.91	J	mg/kg			
			OU5-CTA-1C-5074SegS-SB-DUP34	7/19/2001	0.84	J	mg/kg	OU5-CTA-1C-5074SegS-SB-4		
CSA	***2***	***5100 Massachusetts Avenue***							***Yes***	***No***
			OU5-CSA-2-5100MA-1	8/13/2001	2.5		mg/kg			
			OU5-CSA-2-5100MA-2	8/13/2001	3.2		mg/kg			
			OU5-CSA-2-5100MA-SB-DUP52	8/13/2001	1.6	J	mg/kg	OU5-CSA-2-5100MA-SB3		
			OU5-CSA-2-5100MA-SB1	8/13/2001	1.8	J	mg/kg			
			OU5-CSA-2-5100MA-SB2	8/13/2001	0.99	J	mg/kg			
			OU5-CSA-2-5100MA-SB3	8/13/2001	0.73	J	mg/kg			
			OU5-CSA-2-5100MA-SB4	8/13/2001	0.79	J	mg/kg			
			OU5-CSA-2-5100MA-SB5	8/13/2001	4.3		mg/kg			
			OU5-CSA-2-5100MA-SB6	8/13/2001	1.7	J	mg/kg			
CTA	***1C***	***5100 Tilden Street***							***No***	***No***
			OU5-CTA-1C-5100TS-1	7/18/2001	6.4		mg/kg			
			OU5-CTA-1C-5100TS-2	7/18/2001	4.6		mg/kg			

Area	Group	Address	Sample ID	Sample Date	Result \1		Units	Duplicate Match	Specialty Boring?	Grid Sampled?
			OU5-CTA-1C-5100TS-3	7/18/2001	5.9		mg/kg			
			OU5-CTA-1C-5100TS-4	7/18/2001	5.1		mg/kg			
			OU5-CTA-1C-5100TS-DUP27	7/18/2001	4.4		mg/kg	OU5-CTA-1C-5100TS-2		
			OU5-CTA-1C-5100TS-SB-1	7/18/2001	4.8		mg/kg			
			OU5-CTA-1C-5100TS-SB-2	7/18/2001	2.6		mg/kg			
			OU5-CTA-1C-5100TS-SB-3	7/18/2001	2.7		mg/kg			
			OU5-CTA-1C-5100TS-SB-4	7/18/2001	4.4		mg/kg			
			OU5-CTA-1C-5100TS-SB-5	7/18/2001	3.2		mg/kg			
			OU5-CTA-1C-5100TS-SB-6	7/18/2001	1.5	J	mg/kg			
CTA	**1B**	**5100 Upton Street**							**No**	**Yes**
			OU5-CTA-1B-5100US-1	6/15/2001	5.3		mg/kg			
			OU5-CTA-1B-5100US-2	6/15/2001	6.6		mg/kg			
			OU5-CTA-1B-5100US-3	6/15/2001	15.5		mg/kg			
			OU5-CTA-1B-5100US-4	6/15/2001	15.7		mg/kg			
			OU5-CTA-1B-5100US-SB1	6/15/2001	1.6	J	mg/kg			
			OU5-CTA-1B-5100US-SB2	6/15/2001	1.4	J	mg/kg			
			OU5-CTA-1B-5100US-SB3	6/15/2001	1.1	J	mg/kg			
			OU5-CTA-1B-5100US-SB4	6/15/2001	1.3	J	mg/kg			
			OU5-CTA-1B-5100US-SB5	6/15/2001	1.3	J	mg/kg			
			OU5-CTA-1B-5100US-SB6	6/15/2001	1.7	J	mg/kg			
CTA	**1C**	**5100 Van Ness Street**							**No**	**No**
			OU5-CTA-1C-5100VNS-1	6/15/2001	4.5		mg/kg			
			OU5-CTA-1C-5100VNS-2	6/15/2001	2.9		mg/kg			
			OU5-CTA-1C-5100VNS-3	6/15/2001	3.8		mg/kg			
			OU5-CTA-1C-5100VNS-4	6/15/2001	5.5		mg/kg			
			OU5-CTA-1C-5100VNS-SB-1	6/15/2001	3.5		mg/kg			
			OU5-CTA-1C-5100VNS-SB-2	6/15/2001	3.6		mg/kg			
			OU5-CTA-1C-5100VNS-SB-3	6/15/2001	3.8		mg/kg			
			OU5-CTA-1C-5100VNS-SB-4	6/15/2001	2.1	J	mg/kg			
			OU5-CTA-1C-5100VNS-SB-5	6/15/2001	1.3	J	mg/kg			
			OU5-CTA-1C-5100VNS-SB-6	6/15/2001	0.79	J	mg/kg			
			OU5-CTA-1C-5100VNS-SB-7	6/15/2001	0.87	J	mg/kg			
			OU5-CTA-1C-5100VNS-SB-8	6/15/2001	0.92	J	mg/kg			
			OU5-CTA-1C-5100VNS-SB-DUP09	6/15/2001	1.2	J	mg/kg	OU5-CTA-1C-5100VNS-SB-7		

Area	Group	Address	Sample ID	Sample Date	Result \1		Units	Duplicate Match	Specialty Boring?	Grid Sampled?
CTA	1A	5100 Warren Place							No	No
			OU5-CTA-1A-5100WP-1	3/26/2002	2.6		mg/kg			
			OU5-CTA-1A-5100WP-2	3/26/2002	3.7		mg/kg			
			OU5-CTA-1A-5100WP-3	3/26/2002	2.1		mg/kg			
			OU5-CTA-1A-5100WP-4	3/26/2002	2.2		mg/kg			
			OU5-CTA-1A-5100WP-SB1	3/26/2002	1.2	J	mg/kg			
			OU5-CTA-1A-5100WP-SB2	3/26/2002	0.73	J	mg/kg			
			OU5-CTA-1A-5100WP-SB3	3/26/2002	0.51	J	mg/kg			
			OU5-CTA-1A-5100WP-SB4	3/26/2002	0.94	J	mg/kg			
CSA	2	5100 Yuma Place							Yes	No
			OU5-CSA-2-5100YP-1	12/3/2001	2.8		mg/kg			
			OU5-CSA-2-5100YP-2	12/3/2001	3.1		mg/kg			
			OU5-CSA-2-5100YP-SB1	12/3/2001	1.7	J	mg/kg			
			OU5-CSA-2-5100YP-SB2	12/3/2001	2.6		mg/kg			
			OU5-CSA-2-5100YP-SB3	12/3/2001	2	J	mg/kg			
			OU5-CSA-2-5100YP-SB4	12/3/2001	0.89	J	mg/kg			
			OU5-CSA-2-5100YP-SB5	12/3/2001	0.41	U	mg/kg			
			OU5-CSA-2-5100YP-SB6	12/3/2001	0.73	J	mg/kg			
			OU5-CSA-2-5100YP-SB7	12/3/2001	0.39	U	mg/kg			
CSA	2	5100 Yuma Street							Yes	No
			OU5-CSA-2-5100YS-1	8/9/2001	2.5		mg/kg			
			OU5-CSA-2-5100YS-2	8/9/2001	2	J	mg/kg			
			OU5-CSA-2-5100YS-SB-DUP52	8/9/2001	3		mg/kg	OU5-CSA-2-5100YS-SB1		
			OU5-CSA-2-5100YS-SB1	8/9/2001	2.2		mg/kg			
			OU5-CSA-2-5100YS-SB2	8/9/2001	1.6	J	mg/kg			
			OU5-CSA-2-5100YS-SB3	8/9/2001	1.3	J	mg/kg			
			OU5-CSA-2-5100YS-SB4	8/9/2001	0.6	J	mg/kg			
CTA	1C	5101 Upton Street							No	No
			OU5-CTA-1C-5101US-1	6/15/2001	7.1		mg/kg			
			OU5-CTA-1C-5101US-2	6/15/2001	6.6		mg/kg			
			OU5-CTA-1C-5101US-3	6/15/2001	7.2		mg/kg			
			OU5-CTA-1C-5101US-4	6/15/2001	8.6		mg/kg			
			OU5-CTA-1C-5101US-SB1	6/15/2001	3.4		mg/kg			
			OU5-CTA-1C-5101US-SB10	6/15/2001	2.5		mg/kg			
			OU5-CTA-1C-5101US-SB2	6/15/2001	4.6		mg/kg			

Area	Group	Address	Sample ID	Sample Date	Result \1	Units	Duplicate Match	Specialty Boring?	Grid Sampled?
			OU5-CTA-1C-5101US-SB3	6/15/2001	1.7 J	mg/kg			
			OU5-CTA-1C-5101US-SB4	6/15/2001	2.4	mg/kg			
			OU5-CTA-1C-5101US-SB5	6/15/2001	2.7	mg/kg			
			OU5-CTA-1C-5101US-SB6	6/15/2001	2.3	mg/kg			
			OU5-CTA-1C-5101US-SB7	6/15/2001	1.4 J	mg/kg			
			OU5-CTA-1C-5101US-SB8	6/15/2001	2.8	mg/kg			
			OU5-CTA-1C-5101US-SB9	6/15/2001	3.4	mg/kg			
			OU5-CTA-1C-5101US-SBDUP09	6/15/2001	2.4 J	mg/kg	OU5-CTA-1C-5101US-SB7		
CTA	***1A***	***5101 Van Ness Street***						***No***	***No***
			OU5-CTA-1A-5101VNS-1	6/20/2001	4.2	mg/kg			
			OU5-CTA-1A-5101VNS-2	6/20/2001	7.2	mg/kg			
			OU5-CTA-1A-5101VNS-3	6/20/2001	8.3	mg/kg			
			OU5-CTA-1A-5101VNS-4	6/20/2001	5.7	mg/kg			
			OU5-CTA-1A-5101VNS-DUP09	6/20/2001	6.9	mg/kg	OU5-CTA-1A-5101VNS-3		
			OU5-CTA-1A-5101VNS-SB-1	6/20/2001	2.7	mg/kg			
			OU5-CTA-1A-5101VNS-SB-2	6/20/2001	2.3	mg/kg			
			OU5-CTA-1A-5101VNS-SB-3	6/20/2001	3	mg/kg			
			OU5-CTA-1A-5101VNS-SB-4	6/20/2001	3.3	mg/kg			
			OU5-CTA-1A-5101VNS-SB-5	6/20/2001	1.7	mg/kg			
			OU5-CTA-1A-5101VNS-SB-6	6/20/2001	0.72	mg/kg			
			OU5-CTA-1A-5101VNS-SB-DUP14	6/20/2001	1.6	mg/kg	OU5-CTA-1A-5101VNS-SB-5		
CSA	***2***	***5101 Yuma Court***						***Yes***	***No***
			OU5-CSA-2-5101YC-1	9/18/2001	3.5	mg/kg			
			OU5-CSA-2-5101YC-2	9/18/2001	1.7 J	mg/kg			
			OU5-CSA-2-5101YC-DUP61	9/18/2001	2.7	mg/kg	OU5-CSA-2-5101YC-2		
			OU5-CSA-2-5101YC-SB1	9/18/2001	0.58 U	mg/kg			
			OU5-CSA-2-5101YC-SB2	9/18/2001	2.1 J	mg/kg			
			OU5-CSA-2-5101YC-SB3	9/18/2001	2.6	mg/kg			
			OU5-CSA-2-5101YC-SB4	9/18/2001	1.1 J	mg/kg			
			OU5-CSA-2-5101YC-SB5	9/18/2001	3.6	mg/kg			
CSA	***2***	***5101 Yuma Place***						***Yes***	***No***
			OU5-CSA-2-5101YP-1	7/5/2001	2.4 J	mg/kg			
			OU5-CSA-2-5101YP-2	7/5/2001	2 J	mg/kg			
			OU5-CSA-2-5101YP-SB-1a	7/5/2001	0.42 U	mg/kg			

Area	Group	Address	Sample ID	Sample Date	Result \1		Units	Duplicate Match	Specialty Boring?	Grid Sampled?
			OU5-CSA-2-5101YP-SB-1b	7/19/2001	0.71	J	mg/kg			
			OU5-CSA-2-5101YP-SB-2a	7/5/2001	0.38	U	mg/kg			
			OU5-CSA-2-5101YP-SB-2b	7/19/2001	1.8	J	mg/kg			
			OU5-CSA-2-5101YP-SB-3a	7/5/2001	0.37	U	mg/kg			
			OU5-CSA-2-5101YP-SB-3b	7/19/2001	0.54	U	mg/kg			
			OU5-CSA-2-5101YP-SB-4a	7/5/2001	0.38	U	mg/kg			
			OU5-CSA-2-5101YP-SB-4b	7/19/2001	0.8	J	mg/kg			
			OU5-CSA-2-5101YP-SB-5b	7/19/2001	0.58	U	mg/kg			
			OU5-CSA-2-5101YP-SB-DUP24	7/5/2001	0.36	U	mg/kg	OU5-CSA-2-5101YP-SB-4a		
CSA	***2***	***5101 Yuma Street***							***No***	***No***
			OU5-CSA-2-5101YS-1	6/29/2001	2.3	J	mg/kg			
			OU5-CSA-2-5101YS-2	6/29/2001	3.4		mg/kg			
CTA	***1A***	***5102 52nd Court***							***No***	***No***
			OU5-CTA-1A-5102(52C)-1	7/5/2001	1.4	J	mg/kg			
			OU5-CTA-1A-5102(52C)-2	7/5/2001	1.5	J	mg/kg			
			OU5-CTA-1A-5102(52C)-3	7/5/2001	1.5	J	mg/kg			
			OU5-CTA-1A-5102(52C)-4	7/5/2001	1.7	J	mg/kg			
			OU5-CTA-1A-5102(52C)-SB-1	7/5/2001	0.83	J	mg/kg			
			OU5-CTA-1A-5102(52C)-SB-2	7/5/2001	0.43	J	mg/kg			
			OU5-CTA-1A-5102(52C)-SB-3	7/5/2001	0.38	U	mg/kg			
			OU5-CTA-1A-5102(52C)-SB-4	7/5/2001	2.6		mg/kg			
			OU5-CTA-1A-5102(52C)-SB-5	7/5/2001	6.6		mg/kg			
			OU5-CTA-1A-5102(52C)-SB-6	7/5/2001	0.38	U	mg/kg			
			OU5-CTA-1A-5102(52C)-SB-DUP23	7/5/2001	0.38	U	mg/kg	OU5-CTA-1A-5102(52C)-SB-3		
CTA	***1A***	***5102 52nd Street***							***No***	***No***
			OU5-CTA-1A-5102(52)-1	8/29/2001	3		mg/kg			
			OU5-CTA-1A-5102(52)-2	8/29/2001	3		mg/kg			
			OU5-CTA-1A-5102(52)-3	8/29/2001	2.3		mg/kg			
			OU5-CTA-1A-5102(52)-4	8/29/2001	3.8		mg/kg			
			OU5-CTA-1A-5102(52)-DUP54	8/29/2001	3.8		mg/kg	OU5-CTA-1A-5102(52)-4		
			OU5-CTA-1A-5102(52)-SB1	8/29/2001	1.6	J	mg/kg			
			OU5-CTA-1A-5102(52)-SB2	8/29/2001	1.4	J	mg/kg			
			OU5-CTA-1A-5102(52)-SB3	8/29/2001	1.4	J	mg/kg			
			OU5-CTA-1A-5102(52)-SB4	8/29/2001	1	J	mg/kg			

Area	Group	Address	Sample ID	Sample Date	Result \1		Units	Duplicate Match	Specialty Boring?	Grid Sampled?
CTA	1A	5102 Warren Place							No	No
			OU5-CTA-1A-5102WP-1	8/22/2001	1.9	J	mg/kg			
			OU5-CTA-1A-5102WP-2	8/22/2001	1.6	J	mg/kg			
			OU5-CTA-1A-5102WP-3	8/22/2001	3.7		mg/kg			
			OU5-CTA-1A-5102WP-4	8/22/2001	1.8	J	mg/kg			
			OU5-CTA-1A-5102WP-SB1	8/22/2001	1.9	J	mg/kg			
			OU5-CTA-1A-5102WP-SB2	8/22/2001	1.1	J	mg/kg			
			OU5-CTA-1A-5102WP-SB3	8/22/2001	1.3	J	mg/kg			
			OU5-CTA-1A-5102WP-SB4	8/22/2001	0.77	J	mg/kg			
CSA	2	5102 Yuma Place							No	No
			OU5-CSA-2-5102YP-1	11/9/2001	2.1	J	mg/kg			
			OU5-CSA-2-5102YP-2	11/9/2001	2.7		mg/kg			
CSA	2	5102 Yuma Street							No	No
			OU5-CSA-2-5102YS-1	8/9/2001	1.9	J	mg/kg			
			OU5-CSA-2-5102YS-2	8/9/2001	2.3		mg/kg			
CTA	1A	5103 52nd Court							No	No
			OU5-CTA-1A-5103(52C)-1	7/11/2001	2.2	J	mg/kg			
			OU5-CTA-1A-5103(52C)-2	7/11/2001	2.8		mg/kg			
			OU5-CTA-1A-5103(52C)-3	7/11/2001	1.5	J	mg/kg			
			OU5-CTA-1A-5103(52C)-4	7/11/2001	2.7		mg/kg			
			OU5-CTA-1A-5103(52C)-SB-1	7/11/2001	2.3		mg/kg			
			OU5-CTA-1A-5103(52C)-SB-2	7/11/2001	1.4	J	mg/kg			
			OU5-CTA-1A-5103(52C)-SB-3	7/11/2001	0.85	J	mg/kg			
			OU5-CTA-1A-5103(52C)-SB-4	7/11/2001	1.1	J	mg/kg			
			OU5-CTA-1A-5103(52C)-SB-5	7/11/2001	1	J	mg/kg			
			OU5-CTA-1A-5103(52C)-SB-6	7/11/2001	0.7	J	mg/kg			
CSA	2	5103 52nd Street							No	No
			OU5-CSA-2-5103(52)-1	8/3/2001	3.8		mg/kg			
			OU5-CSA-2-5103(52)-2	8/3/2001	1.5	J	mg/kg			
CTA	1A	5103 Warren Place							Yes	No
			OU5-CTA-1A-5103WP-1	8/13/2001	2	J	mg/kg			
			OU5-CTA-1A-5103WP-2	8/13/2001	3.1		mg/kg			
			OU5-CTA-1A-5103WP-3	8/13/2001	1.3	J	mg/kg			
			OU5-CTA-1A-5103WP-4	8/13/2001	1.3	J	mg/kg			

Area	Group	Address	Sample ID	Sample Date	Result \1		Units	Duplicate Match	Specialty Boring?	Grid Sampled?
			OU5-CTA-1A-5103WP-SB1	8/13/2001	2	J	mg/kg			
			OU5-CTA-1A-5103WP-SB2	8/13/2001	0.39	U	mg/kg			
CSA	**2**	**5103 Yuma Court**							**No**	**No**
			OU5-CSA-2-5103YC-1	8/9/2001	1.7	J	mg/kg			
			OU5-CSA-2-5103YC-2	8/9/2001	2.5		mg/kg			
CSA	**2**	**5103 Yuma Place**							**Yes**	**No**
			OU5-CSA-2-5103YP-1	9/4/2001	3.1		mg/kg			
			OU5-CSA-2-5103YP-2	9/4/2001	3		mg/kg			
			OU5-CSA-2-5103YP-SB-DUP65	9/4/2001	0.66	J	mg/kg	OU5-CSA-2-5103YP-SB4		
			OU5-CSA-2-5103YP-SB1	9/4/2001	2.8		mg/kg			
			OU5-CSA-2-5103YP-SB2	9/4/2001	1.6	J	mg/kg			
			OU5-CSA-2-5103YP-SB3	9/4/2001	1.3	J	mg/kg			
			OU5-CSA-2-5103YP-SB4	9/4/2001	0.53	U	mg/kg			
			OU5-CSA-2-5103YP-SB5	9/4/2001	0.53	U	mg/kg			
CSA	**2**	**5103 Yuma Street**							**No**	**No**
			OU5-CSA-2-5103YS-1	11/15/2001	2.8		mg/kg			
			OU5-CSA-2-5103YS-2	11/15/2001	2.7		mg/kg			
CTA	**1A**	**5104 52nd Court**							**No**	**No**
			OU5-CTA-1A-5104(52C)-1	6/22/2001	2.2	J	mg/kg			
			OU5-CTA-1A-5104(52C)-2	6/22/2001	2.2	J	mg/kg			
			OU5-CTA-1A-5104(52C)-3	6/22/2001	2	J	mg/kg			
			OU5-CTA-1A-5104(52C)-4	6/22/2001	2.6		mg/kg			
			OU5-CTA-1A-5104(52C)-DUP10	6/22/2001	2.4		mg/kg	OU5-CTA-1A-5104(52C)-2		
			OU5-CTA-1A-5104(52C)-SB-1	6/22/2001	3		mg/kg			
			OU5-CTA-1A-5104(52C)-SB-10	6/22/2001	3.1		mg/kg			
			OU5-CTA-1A-5104(52C)-SB-2	6/22/2001	1.1	J	mg/kg			
			OU5-CTA-1A-5104(52C)-SB-3	6/22/2001	1.4	J	mg/kg			
			OU5-CTA-1A-5104(52C)-SB-4	6/22/2001	3.4		mg/kg			
			OU5-CTA-1A-5104(52C)-SB-5	6/22/2001	2.5		mg/kg			
			OU5-CTA-1A-5104(52C)-SB-6	6/22/2001	4		mg/kg			
			OU5-CTA-1A-5104(52C)-SB-7	6/22/2001	4.2		mg/kg			
			OU5-CTA-1A-5104(52C)-SB-8	6/22/2001	1.9	J	mg/kg			
			OU5-CTA-1A-5104(52C)-SB-9	6/22/2001	0.54	J	mg/kg			

Area	Group	Address	Sample ID	Sample Date	Result \1	Units	Duplicate Match	Specialty Boring?	Grid Sampled?
			OU5-CTA-1A-5104(52C)-SBDUP15	6/22/2001	1 J	mg/kg	OU5-CTA-1A-5104(52C)-SB-9		
CTA	**1A**	**5104 52nd Street**						**No**	**No**
			OU5-CTA-1A-5104(52)-1	8/13/2001	1.9 J	mg/kg			
			OU5-CTA-1A-5104(52)-2	8/13/2001	2.2 J	mg/kg			
			OU5-CTA-1A-5104(52)-3	8/13/2001	2.4 J	mg/kg			
			OU5-CTA-1A-5104(52)-4	8/13/2001	1.6 J	mg/kg			
			OU5-CTA-1A-5104(52)-SB-DUP53	8/13/2001	0.81 J	mg/kg	OU5-CTA-1A-5104(52)-SB5		
			OU5-CTA-1A-5104(52)-SB1	8/13/2001	1 J	mg/kg			
			OU5-CTA-1A-5104(52)-SB2	8/13/2001	2.1 J	mg/kg			
			OU5-CTA-1A-5104(52)-SB3	8/13/2001	0.7 J	mg/kg			
			OU5-CTA-1A-5104(52)-SB4	8/13/2001	1.4 J	mg/kg			
			OU5-CTA-1A-5104(52)-SB5	8/13/2001	0.7 J	mg/kg			
			OU5-CTA-1A-5104(52)-SB6	8/13/2001	1.4 J	mg/kg			
CSA	**12**	**5104 Rockwood Parkway**						**No**	**No**
			OU5-CSA-12-5104RP-1	8/26/2003	7.1	mg/kg			
			OU5-CSA-12-5104RP-2	8/26/2003	9.6	mg/kg			
CTA	**1A**	**5104 Warren Place**						**No**	**No**
			OU5-CTA-1A-5104WP-1	6/14/2001	3.7	mg/kg			
			OU5-CTA-1A-5104WP-2	6/14/2001	1.8 J	mg/kg			
			OU5-CTA-1A-5104WP-3	6/14/2001	1.8 J	mg/kg			
			OU5-CTA-1A-5104WP-4	6/14/2001	1.8 J	mg/kg			
			OU5-CTA-1A-5104WP-SB-1	6/14/2001	4.2	mg/kg			
			OU5-CTA-1A-5104WP-SB-2	6/14/2001	1.4 J	mg/kg			
			OU5-CTA-1A-5104WP-SB-3	6/14/2001	1.2 J	mg/kg			
			OU5-CTA-1A-5104WP-SB-4	6/14/2001	1 J	mg/kg			
			OU5-CTA-1A-5104WP-SB-5	6/14/2001	1.2 J	mg/kg			
			OU5-CTA-1A-5104WP-SB-6	6/14/2001	2.2	mg/kg			
CSA	**2**	**5104 Yuma Street**						**No**	**No**
			OU5-CSA-2-5104YS-1	8/31/2001	3.8	mg/kg			
			OU5-CSA-2-5104YS-2	8/31/2001	4.2	mg/kg			
CTA	**1A**	**5105 52nd Court**						**No**	**No**
			OU5-CTA-1A-5105(52C)-1	7/23/2001	3.1	mg/kg			
			OU5-CTA-1A-5105(52C)-2	7/23/2001	2.4	mg/kg			

Area	Group	Address	Sample ID	Sample Date	Result \1	Units	Duplicate Match	Specialty Boring?	Grid Sampled?
			OU5-CTA-1A-5105(52C)-3	7/23/2001	2.4	mg/kg			
			OU5-CTA-1A-5105(52C)-4	7/23/2001	2.5 J	mg/kg			
			OU5-CTA-1A-5105(52C)-SB-1	7/23/2001	2.5	mg/kg			
			OU5-CTA-1A-5105(52C)-SB-2	7/23/2001	1.7 J	mg/kg			
			OU5-CTA-1A-5105(52C)-SB-3	7/23/2001	1.6 J	mg/kg			
			OU5-CTA-1A-5105(52C)-SB-4	7/23/2001	3.4	mg/kg			
			OU5-CTA-1A-5105(52C)-SB-5	7/23/2001	0.53 U	mg/kg			
			OU5-CTA-1A-5105(52C)-SB-6	7/23/2001	0.55 U	mg/kg			
			OU5-CTA-1A-5105(52C)-SB-DUP36	7/23/2001	1.6 J	mg/kg	OU5-CTA-1A-5105(52C)-SB-3		
CSA	***2***	***5105 52nd Street***						***No***	***No***
			OU5-CSA-2-5105(52)-1	7/20/2001	2.4	mg/kg			
			OU5-CSA-2-5105(52)-2	7/20/2001	2.4	mg/kg			
CTA	***1A***	***5105 Warren Place***						***Yes***	***No***
			OU5-CTA-1A-5105WP-1	9/21/2001	1.7 J	mg/kg			
			OU5-CTA-1A-5105WP-2	9/21/2001	5.2	mg/kg			
			OU5-CTA-1A-5105WP-3	9/21/2001	2.1 J	mg/kg			
			OU5-CTA-1A-5105WP-4	9/21/2001	2.6	mg/kg			
			OU5-CTA-1A-5105WP-SB1	10/1/2001	1.4 J	mg/kg			
			OU5-CTA-1A-5105WP-SB2	10/1/2001	0.51 J	mg/kg			
CSA	***2***	***5105 Yuma Court***						***No***	***No***
			OU5-CSA-2-5105YC-1	10/25/2001	4.7	mg/kg			
			OU5-CSA-2-5105YC-2	10/25/2001	1.7 J	mg/kg			
			OU5-CSA-2-5105YC-DUP80	10/25/2001	3.4	mg/kg	OU5-CSA-2-5105YC-1		
CSA	***2***	***5105 Yuma Place***						***Yes***	***No***
			OU5-CSA-2-5105YP-1	8/29/2001	2.6	mg/kg			
			OU5-CSA-2-5105YP-2	8/29/2001	2.9	mg/kg			
			OU5-CSA-2-5105YP-SB1	8/29/2001	1.3 J	mg/kg			
			OU5-CSA-2-5105YP-SB2	8/29/2001	1.1 J	mg/kg			
			OU5-CSA-2-5105YP-SB3	8/29/2001	0.75 J	mg/kg			
			OU5-CSA-2-5105YP-SB4	8/29/2001	1.8 J	mg/kg			
			OU5-CSA-2-5105YP-SB5	8/29/2001	0.59 U	mg/kg			
CSA	***2***	***5105 Yuma Street***						***No***	***No***
			OU5-CSA-2-5105YS-1	2/14/2002	3.6	mg/kg			
			OU5-CSA-2-5105YS-2	2/14/2002	3.8	mg/kg			

Area	Group	Address	Sample ID	Sample Date	Result \1		Units	Duplicate Match	Specialty Boring?	Grid Sampled?
CTA	1A	5106 52nd Court							Yes	No
			OU5-CTA-1A-5106(52C)-1	7/5/2001	1.9	J	mg/kg			
			OU5-CTA-1A-5106(52C)-2	7/5/2001	1.7	J	mg/kg			
			OU5-CTA-1A-5106(52C)-3	7/5/2001	2.4	J	mg/kg			
			OU5-CTA-1A-5106(52C)-4	7/5/2001	2.4	J	mg/kg			
			OU5-CTA-1A-5106(52C)-SB1	7/5/2001	3		mg/kg			
			OU5-CTA-1A-5106(52C)-SB10	7/5/2001	0.57	U	mg/kg			
			OU5-CTA-1A-5106(52C)-SB2	7/5/2001	4		mg/kg			
			OU5-CTA-1A-5106(52C)-SB3	7/5/2001	3		mg/kg			
			OU5-CTA-1A-5106(52C)-SB4	7/5/2001	3.9		mg/kg			
			OU5-CTA-1A-5106(52C)-SB5	7/5/2001	4		mg/kg			
			OU5-CTA-1A-5106(52C)-SB6	7/5/2001	3.9		mg/kg			
			OU5-CTA-1A-5106(52C)-SB7	7/5/2001	2.7		mg/kg			
			OU5-CTA-1A-5106(52C)-SB8	7/5/2001	0.81	J	mg/kg			
			OU5-CTA-1A-5106(52C)-SB9	7/5/2001	1.1	J	mg/kg			
CTA	1A	5106 52nd Street							No	No
			OU5-CTA-1A-5106(52)-1	11/6/2001	1.3	J	mg/kg			
			OU5-CTA-1A-5106(52)-2	11/6/2001	1.1	J	mg/kg			
			OU5-CTA-1A-5106(52)-3	11/6/2001	1.6	J	mg/kg			
			OU5-CTA-1A-5106(52)-4	11/6/2001	1.5	J	mg/kg			
			OU5-CTA-1A-5106(52)-SB-DUP91	11/6/2001	1.2	J	mg/kg	OU5-CTA-1A-5106(52)-SB3		
			OU5-CTA-1A-5106(52)-SB1	11/6/2001	1.4	J	mg/kg			
			OU5-CTA-1A-5106(52)-SB10	11/6/2001	1.5	J	mg/kg			
			OU5-CTA-1A-5106(52)-SB2	11/6/2001	1.7	J	mg/kg			
			OU5-CTA-1A-5106(52)-SB3	11/6/2001	0.95	J	mg/kg			
			OU5-CTA-1A-5106(52)-SB4	11/6/2001	3.1		mg/kg			
			OU5-CTA-1A-5106(52)-SB5	11/6/2001	2	J	mg/kg			
			OU5-CTA-1A-5106(52)-SB6	11/6/2001	2.2		mg/kg			
			OU5-CTA-1A-5106(52)-SB7	11/6/2001	0.99	J	mg/kg			
			OU5-CTA-1A-5106(52)-SB8	11/6/2001	1.5	J	mg/kg			
			OU5-CTA-1A-5106(52)-SB9	11/6/2001	1.4	J	mg/kg			
CSA	2	5106 Albemarle Street							No	No
			OU5-CSA-2-5106AS-1	11/14/2001	7.8		mg/kg			
			OU5-CSA-2-5106AS-2	11/14/2001	5.6		mg/kg			

Area	Group	Address	Sample ID	Sample Date	Result \1		Units	Duplicate Match	Specialty Boring?	Grid Sampled?
CSA	2	5106 Massachusetts Avenue							Yes	No
			OU5-CSA-2-5106MA-1	8/29/2001	5.5		mg/kg			
			OU5-CSA-2-5106MA-2	8/29/2001	4		mg/kg			
			OU5-CSA-2-5106MA-DUP53	8/29/2001	5.3		mg/kg	OU5-CSA-2-5106MA-1		
			OU5-CSA-2-5106MA-SB-DUP62	8/29/2001	3.3		mg/kg	OU5-CSA-2-5106MA-SB4		
			OU5-CSA-2-5106MA-SB1	8/29/2001	2.3		mg/kg			
			OU5-CSA-2-5106MA-SB2	8/29/2001	1.3	J	mg/kg			
			OU5-CSA-2-5106MA-SB3	8/29/2001	2	J	mg/kg			
			OU5-CSA-2-5106MA-SB4	8/29/2001	3.3		mg/kg			
			OU5-CSA-2-5106MA-SB5	8/29/2001	1.9	J	mg/kg			
			OU5-CSA-2-5106MA-SB6	8/29/2001	3.9		mg/kg			
			OU5-CSA-2-5106MA-SB7	8/29/2001	5.6		mg/kg			
CTA	1A	5106 Warren Place							No	No
			OU5-CTA-1A-5106WP-1	7/18/2001	1.9	J	mg/kg			
			OU5-CTA-1A-5106WP-2	7/18/2001	1.9	J	mg/kg			
			OU5-CTA-1A-5106WP-3	7/18/2001	1.5	J	mg/kg			
			OU5-CTA-1A-5106WP-4	7/18/2001	1.3	J	mg/kg			
			OU5-CTA-1A-5106WP-SB-DUP-35	7/18/2001	0.82	J	mg/kg	OU5-CTA-1A-5106WP-SB3		
			OU5-CTA-1A-5106WP-SB1	7/18/2001	1.5	J	mg/kg			
			OU5-CTA-1A-5106WP-SB2	7/18/2001	1.9	J	mg/kg			
			OU5-CTA-1A-5106WP-SB3	7/18/2001	0.9	J	mg/kg			
			OU5-CTA-1A-5106WP-SB4	7/18/2001	1.2	J	mg/kg			
			OU5-CTA-1A-5106WP-SB5	7/18/2001	1.7	J	mg/kg			
			OU5-CTA-1A-5106WP-SB6	7/18/2001	1.3	J	mg/kg			
CSA	2	5106 Yuma Street							No	No
			OU5-CSA-2-5106YS-1	9/21/2001	2.1	J	mg/kg			
			OU5-CSA-2-5106YS-2	9/21/2001	1.5	J	mg/kg			
CTA	1A	5107 52nd Court							Yes	No
			OU5-CTA-1A-5107(52C)-1	6/18/2001	2.5		mg/kg			
			OU5-CTA-1A-5107(52C)-2	6/18/2001	2.7		mg/kg			
			OU5-CTA-1A-5107(52C)-3	6/18/2001	2.2		mg/kg			
			OU5-CTA-1A-5107(52C)-4	6/18/2001	2.4		mg/kg			
			OU5-CTA-1A-5107(52C)-SBA-1	6/18/2001	1.2		mg/kg			

Area	Group	Address	Sample ID	Sample Date	Result \1	Units	Duplicate Match	Specialty Boring?	Grid Sampled?
			OU5-CTA-1A-5107(52C)-SBA-2	6/18/2001	3.4	mg/kg			
			OU5-CTA-1A-5107(52C)-SBA-3	6/18/2001	3.2	mg/kg			
			OU5-CTA-1A-5107(52C)-SBA-4	6/18/2001	3	mg/kg			
			OU5-CTA-1A-5107(52C)-SBA-5	6/18/2001	2.8	mg/kg			
			OU5-CTA-1A-5107(52C)-SBA-6	6/18/2001	5.8	mg/kg			
			OU5-CTA-1A-5107(52C)-SBB-1	6/18/2001	2.8	mg/kg			
			OU5-CTA-1A-5107(52C)-SBB-2	6/18/2001	2.9	mg/kg			
			OU5-CTA-1A-5107(52C)-SBB-3	6/18/2001	1.3	mg/kg			
			OU5-CTA-1A-5107(52C)-SBB-4	6/18/2001	0.89	mg/kg			
			OU5-CTA-1A-5107(52C)-SBB-5	6/18/2001	0.87	mg/kg			
			OU5-CTA-1A-5107(52C)-SBB-6	6/18/2001	0.39	mg/kg			
CSA	***2***	***5107 52nd Street***						***No***	***No***
			OU5-CSA-2-5107(52)-1	8/3/2001	2 J	mg/kg			
			OU5-CSA-2-5107(52)-2	8/3/2001	1.5 J	mg/kg			
CTA	***1A***	***5107 Warren Place***						***No***	***No***
			OU5-CTA-1A-5107WP-1	7/18/2001	1.3 J	mg/kg			
			OU5-CTA-1A-5107WP-2	7/18/2001	1.4 J	mg/kg			
			OU5-CTA-1A-5107WP-3	7/18/2001	1.4 J	mg/kg			
			OU5-CTA-1A-5107WP-4	7/18/2001	1.6 J	mg/kg			
			OU5-CTA-1A-5107WP-SB1	7/18/2001	1.6 J	mg/kg			
			OU5-CTA-1A-5107WP-SB2	7/18/2001	1.5 J	mg/kg			
			OU5-CTA-1A-5107WP-SB3	7/18/2001	3.6	mg/kg			
			OU5-CTA-1A-5107WP-SB4	7/18/2001	1.4 J	mg/kg			
			OU5-CTA-1A-5107WP-SB5	7/18/2001	0.81 J	mg/kg			
CSA	***2***	***5107 Yuma Place***						***No***	***No***
			OU5-CSA-2-5107YP-1	10/25/2001	2.4	mg/kg			
			OU5-CSA-2-5107YP-2	10/25/2001	3.2	mg/kg			

Area	Group	Address	Sample ID	Sample Date	Result \1		Units	Duplicate Match	Specialty Boring?	Grid Sampled?
CSA	2	5107 Yuma Street							No	No
			OU5-CSA-2-5107YS-1	8/17/2001	2.7		mg/kg			
			OU5-CSA-2-5107YS-2	8/17/2001	2.1	J	mg/kg			
CTA	1A	5108 52nd Court							Yes	No
			OU5-CTA-1A-5108(52C)-1	6/13/2001	2.3	J	mg/kg			
			OU5-CTA-1A-5108(52C)-2	6/13/2001	3.2		mg/kg			
			OU5-CTA-1A-5108(52C)-3	6/13/2001	2.3	J	mg/kg			
			OU5-CTA-1A-5108(52C)-4	6/13/2001	2.7		mg/kg			
			OU5-CTA-1A-5108(52C)-SB-1	6/13/2001	3.7		mg/kg			
			OU5-CTA-1A-5108(52C)-SB-2	6/13/2001	1.8	J	mg/kg			
			OU5-CTA-1A-5108(52C)-SB-3	6/13/2001	2.2	J	mg/kg			
			OU5-CTA-1A-5108(52C)-SB-4	6/13/2001	3.8		mg/kg			
			OU5-CTA-1A-5108(52C)-SB-5	6/13/2001	4.5		mg/kg			
			OU5-CTA-1A-5108(52C)-SB-6	6/13/2001	2.6		mg/kg			
			OU5-CTA-1A-5108(52C)-SB-7	6/13/2001	2.3		mg/kg			
			OU5-CTA-1A-5108(52C)-SB-8	6/13/2001	0.95	J	mg/kg			
			OU5-CTA-1A-5108(52C)-SB-9	6/13/2001	0.57	U	mg/kg			
			OU5-CTA-1A-5108(52C)-SB-DUP06	6/13/2001	3.8		mg/kg	OU5-CTA-1A-5108(52C)-SB-5		
			OU5-CTA-1A-5108(52C)-SBA1	11/6/2001	0.97	J	mg/kg			
			OU5-CTA-1A-5108(52C)-SBA2	11/6/2001	1.5	J	mg/kg			
			OU5-CTA-1A-5108(52C)-SBA3	11/6/2001	2	J	mg/kg			
			OU5-CTA-1A-5108(52C)-SBA4	11/6/2001	0.81	J	mg/kg			
			OU5-CTA-1A-5108(52C)-SBA5	11/6/2001	0.56	J	mg/kg			
			OU5-CTA-1A-5108(52C)-SBA6	11/6/2001	0.89	J	mg/kg			
CTA	1A	5108 52nd Street							No	No
			OU5-CTA-1A-5108(52)-1	8/13/2001	2.4	J	mg/kg			
			OU5-CTA-1A-5108(52)-2	8/13/2001	1.9	J	mg/kg			
			OU5-CTA-1A-5108(52)-3	8/13/2001	4.9		mg/kg			
			OU5-CTA-1A-5108(52)-4	8/13/2001	2.8		mg/kg			
			OU5-CTA-1A-5108(52)-DUP43	8/13/2001	2.6		mg/kg	OU5-CTA-1A-5108(52)-2		
			OU5-CTA-1A-5108(52)-SB1	8/13/2001	2.5		mg/kg			
			OU5-CTA-1A-5108(52)-SB2	8/13/2001	2	J	mg/kg			
			OU5-CTA-1A-5108(52)-SB3	8/13/2001	1.5	J	mg/kg			
			OU5-CTA-1A-5108(52)-SB4	8/13/2001	1.7	J	mg/kg			
			OU5-CTA-1A-5108(52)-SB5	8/13/2001	0.97	J	mg/kg			

Area	Group	Address	Sample ID	Sample Date	Result \1		Units	Duplicate Match	Specialty Boring?	Grid Sampled?
			OU5-CTA-1A-5108(52)-SB6	8/13/2001	0.48	J	mg/kg			
CSA	**2**	**5108 Warren Place**							**No**	**No**
			OU5-CSA-2-5108WP-1	7/20/2001	2.5		mg/kg			
			OU5-CSA-2-5108WP-2	7/20/2001	2	J	mg/kg			
CSA	**2**	**5108 Yuma Street**							**No**	**No**
			OU5-CSA-2-5108YS-1	7/6/2001	6.8		mg/kg			
			OU5-CSA-2-5108YS-2	7/6/2001	3.6		mg/kg			
CTA	**1A**	**5109 52nd Court**							**No**	**No**
			OU5-CTA-1A-5109(52C)-1	8/29/2001	3		mg/kg			
			OU5-CTA-1A-5109(52C)-2	8/29/2001	2.6		mg/kg			
			OU5-CTA-1A-5109(52C)-3	8/29/2001	2.3	J	mg/kg			
			OU5-CTA-1A-5109(52C)-4	8/29/2001	2.4		mg/kg			
			OU5-CTA-1A-5109(52C)-SB-DUP63	8/29/2001	1.2	J	mg/kg	OU5-CTA-1A-5109(52C)-SB7		
			OU5-CTA-1A-5109(52C)-SB1	8/29/2001	2.4		mg/kg			
			OU5-CTA-1A-5109(52C)-SB2	8/29/2001	2.2		mg/kg			
			OU5-CTA-1A-5109(52C)-SB3	8/29/2001	2.1	J	mg/kg			
			OU5-CTA-1A-5109(52C)-SB4	8/29/2001	1.7	J	mg/kg			
			OU5-CTA-1A-5109(52C)-SB5	8/29/2001	5.5		mg/kg			
			OU5-CTA-1A-5109(52C)-SB6	8/29/2001	2.7		mg/kg			
			OU5-CTA-1A-5109(52C)-SB7	8/29/2001	1.3	J	mg/kg			
CSA	**2**	**5109 52nd Street**							**No**	**No**
			OU5-CSA-2-5109(52)-1	7/20/2001	1.5	J	mg/kg			
			OU5-CSA-2-5109(52)-2	7/20/2001	2.3		mg/kg			
CTA	**1C**	**5109 Upton Street**							**No**	**No**
			OU5-CTA-1C-5109US-1	6/20/2001	5.1		mg/kg			
			OU5-CTA-1C-5109US-2	6/20/2001	5.2		mg/kg			
			OU5-CTA-1C-5109US-3	6/20/2001	9.1		mg/kg			
			OU5-CTA-1C-5109US-4	6/20/2001	8.2		mg/kg			
			OU5-CTA-1C-5109US-SB1	6/20/2001	4.7		mg/kg			
			OU5-CTA-1C-5109US-SB2	6/20/2001	3.5		mg/kg			
			OU5-CTA-1C-5109US-SB3	6/20/2001	2.9		mg/kg			
			OU5-CTA-1C-5109US-SB4	6/20/2001	1.1		mg/kg			
			OU5-CTA-1C-5109US-SB5	6/20/2001	0.66		mg/kg			
			OU5-CTA-1C-5109US-SB6	6/20/2001	0.74		mg/kg			

Area	Group	Address	Sample ID	Sample Date	Result \1		Units	Duplicate Match	Specialty Boring?	Grid Sampled?
CTA	1A	5109 Warren Place							No	No
			OU5-CTA-1A-5109WP-1	6/14/2001	2.7		mg/kg			
			OU5-CTA-1A-5109WP-2	6/14/2001	3.7		mg/kg			
			OU5-CTA-1A-5109WP-3	6/14/2001	2.6		mg/kg			
			OU5-CTA-1A-5109WP-4	6/14/2001	2.4		mg/kg			
			OU5-CTA-1A-5109WP-SB-1	6/14/2001	1.6	J	mg/kg			
			OU5-CTA-1A-5109WP-SB-2	6/14/2001	1.8	J	mg/kg			
			OU5-CTA-1A-5109WP-SB-3	6/14/2001	0.91	J	mg/kg			
			OU5-CTA-1A-5109WP-SB-4	6/14/2001	1.1	J	mg/kg			
			OU5-CTA-1A-5109WP-SB-5	6/14/2001	4.5		mg/kg			
			OU5-CTA-1A-5109WP-SB-6	6/14/2001	4.5		mg/kg			
CSA	2	5109 Yuma Place							No	No
			OU5-CSA-2-5109YP-1	10/25/2001	3	J	mg/kg			
			OU5-CSA-2-5109YP-2	10/25/2001	4.1		mg/kg			
CSA	2	5109 Yuma Street							No	No
			OU5-CSA-2-5109YS-1	8/3/2001	2.4		mg/kg			
			OU5-CSA-2-5109YS-2	8/3/2001	1.6	J	mg/kg			
CTA	1A	5110 52nd Court							Yes	No
			OU5-CTA-1A-5110(52C)-1	6/21/2001	2	J	mg/kg			
			OU5-CTA-1A-5110(52C)-2	6/21/2001	1.6	J	mg/kg			
			OU5-CTA-1A-5110(52C)-3	6/21/2001	2.9		mg/kg			
			OU5-CTA-1A-5110(52C)-4	6/21/2001	1.7	J	mg/kg			
			OU5-CTA-1A-5110(52C)-SB-1	6/21/2001	3.5		mg/kg			
			OU5-CTA-1A-5110(52C)-SB-2	6/21/2001	1.6	J	mg/kg			
			OU5-CTA-1A-5110(52C)-SB-3	6/21/2001	1.8	J	mg/kg			
			OU5-CTA-1A-5110(52C)-SB-4	6/21/2001	0.77	J	mg/kg			
			OU5-CTA-1A-5110(52C)-SB-5	6/21/2001	0.38	U	mg/kg			
			OU5-CTA-1A-5110(52C)-SB-6	6/21/2001	0.41	J	mg/kg			
			OU5-CTA-1A-5110(52C)-SB-DUP15	6/21/2001	0.35	U	mg/kg	OU5-CTA-1A-5110(52C)-SB-6		
CTA	1A	5110 52nd Street							No	No
			OU5-CTA-1A-5110(52)-1	8/29/2001	2.4		mg/kg			
			OU5-CTA-1A-5110(52)-2	8/29/2001	3.5		mg/kg			
			OU5-CTA-1A-5110(52)-3	8/29/2001	2.6		mg/kg			
			OU5-CTA-1A-5110(52)-4	8/29/2001	2.9		mg/kg			

Area	Group	Address	Sample ID	Sample Date	Result \1		Units	Duplicate Match	Specialty Boring?	Grid Sampled?
			OU5-CTA-1A-5110(52)-SB1	8/29/2001	1.6	J	mg/kg			
			OU5-CTA-1A-5110(52)-SB2	8/29/2001	2.5		mg/kg			
			OU5-CTA-1A-5110(52)-SB3	8/29/2001	2	J	mg/kg			
			OU5-CTA-1A-5110(52)-SB4	8/29/2001	2.4		mg/kg			
			OU5-CTA-1A-5110(52)-SB5	8/29/2001	1.5	J	mg/kg			
			OU5-CTA-1A-5110(52)-SB6	8/29/2001	1.5	J	mg/kg			
			OU5-CTA-1A-5110(52)-SB7	8/29/2001	1.5	J	mg/kg			
CSA	***12***	***5110 Rockwood Parkway***							***No***	***No***
			OU5-CSA-12-5110RP-1	8/3/2001	3.3		mg/kg			
			OU5-CSA-12-5110RP-2	8/3/2001	5.3		mg/kg			
			OU5-CSA-12-5110RP-DUP40	8/3/2001	5.6		mg/kg	OU5-CSA-12-5110RP-2		
CSA	***2***	***5110 Warren Place***							***No***	***No***
			OU5-CSA-2-5110WP-1	8/3/2001	2.2	J	mg/kg			
			OU5-CSA-2-5110WP-2	8/3/2001	1.4	J	mg/kg			
CSA	***2***	***5110 Yuma Street***							***Yes***	***No***
			OU5-CSA-2-5110YS-1	7/26/2001	7.3		mg/kg			
			OU5-CSA-2-5110YS-2	7/26/2001	2.9		mg/kg			
			OU5-CSA-2-5110YS-SB-1	7/26/2001	3.4		mg/kg			
			OU5-CSA-2-5110YS-SB-2	7/26/2001	1.8	J	mg/kg			
			OU5-CSA-2-5110YS-SB-3	7/26/2001	1.5	J	mg/kg			
			OU5-CSA-2-5110YS-SB-4	7/26/2001	0.9	J	mg/kg			
			OU5-CSA-2-5110YS-SB-5	7/26/2001	1	J	mg/kg			
			OU5-CSA-2-5110YS-SB-6	7/26/2001	2.9		mg/kg			
CTA	***1A***	***5111 52nd Court***							***No***	***No***
			OU5-CTA-1A-5111(52C)-1	6/18/2001	2.9		mg/kg			
			OU5-CTA-1A-5111(52C)-2	6/18/2001	2.4		mg/kg			
			OU5-CTA-1A-5111(52C)-3	6/18/2001	2.8		mg/kg			
			OU5-CTA-1A-5111(52C)-4	6/18/2001	3.6		mg/kg			
			OU5-CTA-1A-5111(52C)-SB-1	6/18/2001	1.9		mg/kg			
			OU5-CTA-1A-5111(52C)-SB-2	6/18/2001	2		mg/kg			
			OU5-CTA-1A-5111(52C)-SB-3	6/18/2001	2.1		mg/kg			
			OU5-CTA-1A-5111(52C)-SB-4	6/18/2001	1.2		mg/kg			
			OU5-CTA-1A-5111(52C)-SB-5	6/18/2001	0.78		mg/kg			
			OU5-CTA-1A-5111(52C)-SB-6	6/18/2001	1		mg/kg			
			OU5-CTA-1A-5111(52C)-SB-DUP10	6/18/2001	0.58		mg/kg	OU5-CTA-1A-5111(52C)-SB-5		

Area	Group	Address	Sample ID	Sample Date	Result \1	Units	Duplicate Match	Specialty Boring?	Grid Sampled?
CSA	2	5111 52nd Street						No	No
			OU5-CSA-2-5111(52)-1	7/20/2001	1.5 J	mg/kg			
			OU5-CSA-2-5111(52)-2	7/20/2001	3.1	mg/kg			
CSA	2	5111 Albemarle Street						No	No
			OU5-CSA-2-5111AS-1	11/5/2001	9.3	mg/kg			
			OU5-CSA-2-5111AS-2	11/5/2001	2.4	mg/kg			
CTA	1A	5111 Warren Place						No	No
			OU5-CTA-1A-5111WP-1	1/8/2002	2.7	mg/kg			
			OU5-CTA-1A-5111WP-2	1/8/2002	3	mg/kg			
			OU5-CTA-1A-5111WP-3	1/8/2002	2.4	mg/kg			
			OU5-CTA-1A-5111WP-4	1/8/2002	2.1	mg/kg			
			OU5-CTA-1A-5111WP-SB1	1/8/2002	2.4	mg/kg			
			OU5-CTA-1A-5111WP-SB2	1/8/2002	1.4	mg/kg			
			OU5-CTA-1A-5111WP-SB3	1/8/2002	1.4 J	mg/kg			
			OU5-CTA-1A-5111WP-SB4	1/8/2002	2.8	mg/kg			
			OU5-CTA-1A-5111WP-SB5	1/8/2002	1.9	mg/kg			
			OU5-CTA-1A-5111WP-SB6	1/8/2002	1.7 J	mg/kg			
CSA	2	5111 Yuma Place						No	No
			OU5-CSA-2-5111YP-1	7/6/2001	5.5	mg/kg			
			OU5-CSA-2-5111YP-2	7/6/2001	4.6	mg/kg			
CSA	2	5111 Yuma Street						No	No
			OU5-CSA-2-5111YS-1	3/22/2002	7.5	mg/kg			
			OU5-CSA-2-5111YS-2	3/22/2002	3.6 K	mg/kg			
			OU5-CSA-2-5111YS-DUP110	3/22/2002	9.5	mg/kg	OU5-CSA-2-5111YS-1		
CTA	1A	5112 52nd Court						No	No
			OU5-CTA-1A-5112(52C)-1	6/15/2001	2.1 J	mg/kg			
			OU5-CTA-1A-5112(52C)-2	6/15/2001	2.1 J	mg/kg			
			OU5-CTA-1A-5112(52C)-3	6/15/2001	2.8	mg/kg			
			OU5-CTA-1A-5112(52C)-4	6/15/2001	1.3 J	mg/kg			
			OU5-CTA-1A-5112(52C)-DUP06	6/15/2001	1.8 J	mg/kg	OU5-CTA-1A-5112(52C)-1		
			OU5-CTA-1A-5112(52C)-SB1	6/15/2001	1.4 J	mg/kg			
			OU5-CTA-1A-5112(52C)-SB2	6/15/2001	1.5 J	mg/kg			
			OU5-CTA-1A-5112(52C)-SB3	6/15/2001	3.5	mg/kg			

Area	Group	Address	Sample ID	Sample Date	Result \1	Units	Duplicate Match	Specialty Boring?	Grid Sampled?
			OU5-CTA-1A-5112(52C)-SB4	6/15/2001	2 J	mg/kg			
			OU5-CTA-1A-5112(52C)-SB5	6/15/2001	1.5 J	mg/kg			
			OU5-CTA-1A-5112(52C)-SB6	6/15/2001	1.4 J	mg/kg			
CTA	**1A**	**5112 52nd Street**						**No**	**No**
			OU5-CTA-1A-5112(52)-1	7/2/2001	1.4 J	mg/kg			
			OU5-CTA-1A-5112(52)-2	7/2/2001	1.1 J	mg/kg			
			OU5-CTA-1A-5112(52)-3	7/2/2001	1 J	mg/kg			
			OU5-CTA-1A-5112(52)-4	7/2/2001	1.1 J	mg/kg			
			OU5-CTA-1A-5112(52)-SB-1	7/2/2001	0.88 J	mg/kg			
			OU5-CTA-1A-5112(52)-SB-2	7/2/2001	0.38 U	mg/kg			
			OU5-CTA-1A-5112(52)-SB-3	7/2/2001	0.39 U	mg/kg			
			OU5-CTA-1A-5112(52)-SB-4	7/2/2001	0.39 U	mg/kg			
			OU5-CTA-1A-5112(52)-SB-5	7/2/2001	0.39 U	mg/kg			
			OU5-CTA-1A-5112(52)-SB-6	7/2/2001	0.38 U	mg/kg			
			OU5-CTA-1A-5112(52)-SB-DUP21	7/2/2001	0.46 J	mg/kg	OU5-CTA-1A-5112(52)-SB-2		
CSA	**2**	**5112 Albemarle Street**						**No**	**No**
			OU5-CSA-2-5112AS-1	8/3/2001	2.5	mg/kg			
			OU5-CSA-2-5112AS-2	8/3/2001	3	mg/kg			
CSA	**2**	**5112 Massachusetts Avenue**						**No**	**No**
			OU5-CSA-2-5112MA-1	8/3/2001	3.5	mg/kg			
			OU5-CSA-2-5112MA-2	8/3/2001	2.9	mg/kg			
CSA	**2**	**5112 Warren Place**						**No**	**No**
			OU5-CSA-2-5112WP-1	7/20/2001	1.8 J	mg/kg			
			OU5-CSA-2-5112WP-2	7/20/2001	2.9	mg/kg			
CSA	**2**	**5112 Yuma Street**						**No**	**No**
			OU5-CSA-2-5112YS-1	9/21/2001	7.2	mg/kg			
			OU5-CSA-2-5112YS-2	9/21/2001	2 J	mg/kg			
CSA	**2**	**5113 Yuma Street**						**No**	**No**
			OU5-CSA-2-5113YS-1	2/14/2002	2.8	mg/kg			
			OU5-CSA-2-5113YS-2	2/14/2002	2.3	mg/kg			
CTA	**1A**	**5114 52nd Street**						**No**	**Yes**
			OU5-CTA-1A-5114(52)-1	7/11/2001	12.8	mg/kg			

Area	Group	Address	Sample ID	Sample Date	Result \1		Units	Duplicate Match	Specialty Boring?	Grid Sampled?
			OU5-CTA-1A-5114(52)-2	7/11/2001	10.8		mg/kg			
			OU5-CTA-1A-5114(52)-3	7/11/2001	11.3		mg/kg			
			OU5-CTA-1A-5114(52)-4	7/11/2001	10.6		mg/kg			
			OU5-CTA-1A-5114(52)-SB-1	7/11/2001	1.7	J	mg/kg			
			OU5-CTA-1A-5114(52)-SB-2	7/11/2001	1.3	J	mg/kg			
			OU5-CTA-1A-5114(52)-SB-3	7/11/2001	3.7		mg/kg			
			OU5-CTA-1A-5114(52)-SB-4	7/11/2001	2.3		mg/kg			
			OU5-CTA-1A-5114(52)-SB-5	7/11/2001	0.8	J	mg/kg			
			OU5-CTA-1A-5114(52)-SB-6	7/11/2001	1.3	J	mg/kg			
CSA	***2***	***5114 Warren Place***							***No***	***No***
			OU5-CSA-2-5114WP-1	7/20/2001	1.9	J	mg/kg			
			OU5-CSA-2-5114WP-2	7/20/2001	2	J	mg/kg			
			OU5-CSA-2-5114WP-DUP-25	7/20/2001	2.1	J	mg/kg	OU5-CSA-2-5114WP-2		
CSA	***2***	***5114 Yuma Street***							***No***	***No***
			OU5-CSA-2-5114YS-1	10/25/2001	10.6		mg/kg			
			OU5-CSA-2-5114YS-2	10/25/2001	5.2		mg/kg			
CSA	***2***	***5115 52nd Street***							***No***	***No***
			OU5-CSA-2-5115(52)-1	11/16/2001	2.3		mg/kg			
			OU5-CSA-2-5115(52)-2	11/16/2001	2.6		mg/kg			
CTA	***1B***	***5115 Rockwood Parkway***							***No***	***No***
			OU5-CTA-1B-5115RP-1	4/24/2002	3.6		mg/kg			
			OU5-CTA-1B-5115RP-2	4/24/2002	3.2		mg/kg			
			OU5-CTA-1B-5115RP-3	4/24/2002	3.8		mg/kg			
			OU5-CTA-1B-5115RP-4	4/24/2002	3.2		mg/kg			
			OU5-CTA-1B-5115RP-DUP113	4/24/2002	5		mg/kg	OU5-CTA-1B-5115RP-3		
			OU5-CTA-1B-5115RP-SB1	4/24/2002	2.6		mg/kg			
			OU5-CTA-1B-5115RP-SB2	4/24/2002	1.3	J	mg/kg			
			OU5-CTA-1B-5115RP-SB3	4/24/2002	2.1		mg/kg			
			OU5-CTA-1B-5115RP-SB4	4/24/2002	1.8		mg/kg			
			OU5-CTA-1B-5115RP-SB5	4/24/2002	1.3	J	mg/kg			
			OU5-CTA-1B-5115RP-SB6	4/24/2002	1.8	J	mg/kg			
CTA	***1A***	***5115 Van Ness Street***							***No***	***No***
			OU5-CTA-1A-5115VNS-1	6/19/2001	2.5		mg/kg			
			OU5-CTA-1A-5115VNS-2	6/19/2001	2.9		mg/kg			

Area	Group	Address	Sample ID	Sample Date	Result \1	Units	Duplicate Match	Specialty Boring?	Grid Sampled?
			OU5-CTA-1A-5115VNS-3	6/19/2001	3.6	mg/kg			
			OU5-CTA-1A-5115VNS-4	6/19/2001	2.8	mg/kg			
			OU5-CTA-1A-5115VNS-DUP08	6/19/2001	2.7	mg/kg	OU5-CTA-1A-5115VNS-2		
			OU5-CTA-1A-5115VNS-SB-DUP12	6/19/2001	0.92 J	mg/kg	OU5-CTA-1A-5115VNS-SB5		
			OU5-CTA-1A-5115VNS-SB1	6/19/2001	3	mg/kg			
			OU5-CTA-1A-5115VNS-SB2	6/19/2001	2.8	mg/kg			
			OU5-CTA-1A-5115VNS-SB3	6/19/2001	1.5 J	mg/kg			
			OU5-CTA-1A-5115VNS-SB4	6/19/2001	1.3 J	mg/kg			
			OU5-CTA-1A-5115VNS-SB5	6/19/2001	0.99 J	mg/kg			
			OU5-CTA-1A-5115VNS-SB6	6/19/2001	1.3 J	mg/kg			
CSA	***2***	***5115 Warren Place***						***No***	***No***
			OU5-CSA-2-5115WP-1	8/3/2001	2.1 J	mg/kg			
			OU5-CSA-2-5115WP-2	8/3/2001	1.6 J	mg/kg			
CSA	***2***	***5115 Yuma Street***						***Yes***	***No***
			OU5-CSA-2-5115YS-1	10/8/2001	3	mg/kg			
			OU5-CSA-2-5115YS-2	10/8/2001	1.6 J	mg/kg			
			OU5-CSA-2-5115YS-SB-DUP81	10/8/2001	1.7 J	mg/kg	OU5-CSA-2-5115YS-SB1		
			OU5-CSA-2-5115YS-SB1	10/8/2001	3.1	mg/kg			
			OU5-CSA-2-5115YS-SB2	10/8/2001	2.4	mg/kg			
			OU5-CSA-2-5115YS-SB3	10/8/2001	1.2 J	mg/kg			
			OU5-CSA-2-5115YS-SB4	10/8/2001	1.5 J	mg/kg			
			OU5-CSA-2-5115YS-SB5	10/8/2001	3.8	mg/kg			
			OU5-CSA-2-5115YS-SB6	10/8/2001	1.9 J	mg/kg			
CTA	***1A***	***5116 52nd Street***						***No***	***No***
			OU5-CTA-1A-5116(52)-1	6/27/2001	2.5	mg/kg			
			OU5-CTA-1A-5116(52)-2	6/27/2001	3.5	mg/kg			
			OU5-CTA-1A-5116(52)-3	6/27/2001	1.9 J	mg/kg			
			OU5-CTA-1A-5116(52)-4	6/27/2001	2.9	mg/kg			
			OU5-CTA-1A-5116(52)-SB-1	6/27/2001	1.1 J	mg/kg			
			OU5-CTA-1A-5116(52)-SB-2	6/27/2001	1.3 J	mg/kg			
			OU5-CTA-1A-5116(52)-SB-3	6/27/2001	1.8 J	mg/kg			
			OU5-CTA-1A-5116(52)-SB-4	6/27/2001	2.5	mg/kg			
			OU5-CTA-1A-5116(52)-SB-5	6/27/2001	0.84 J	mg/kg			
			OU5-CTA-1A-5116(52)-SB-6	6/27/2001	1.5 J	mg/kg			

Area	Group	Address	Sample ID	Sample Date	Result \1	Units	Duplicate Match	Specialty Boring?	Grid Sampled?
CTA	1B	5116 Rockwood Parkway						No	No
			OU5-CTA-1B-5116RP-1	6/26/2001	2.2 J	mg/kg			
			OU5-CTA-1B-5116RP-2	6/26/2001	3.3	mg/kg			
			OU5-CTA-1B-5116RP-3	6/26/2001	3.7	mg/kg			
			OU5-CTA-1B-5116RP-4	6/26/2001	3.8	mg/kg			
			OU5-CTA-1B-5116RP-SB-1	6/26/2001	1.3 J	mg/kg			
			OU5-CTA-1B-5116RP-SB-2	6/26/2001	3.5	mg/kg			
			OU5-CTA-1B-5116RP-SB-3	6/26/2001	1.7 J	mg/kg			
			OU5-CTA-1B-5116RP-SB-4	6/26/2001	4.9	mg/kg			
			OU5-CTA-1B-5116RP-SB-5	6/26/2001	3.7	mg/kg			
			OU5-CTA-1B-5116RP-SB-6	6/26/2001	0.95 J	mg/kg			
CSA	2	5116 Warren Place						No	No
			OU5-CSA-2-5116WP-1	8/10/2001	1.4 J	mg/kg			
			OU5-CSA-2-5116WP-2	8/10/2001	3	mg/kg			
			OU5-CSA-2-5116WP-DUP42	8/10/2001	2.8	mg/kg	OU5-CSA-2-5116WP-2		
CSA	2	5116 Yuma Street						Yes	No
			OU5-CSA-2-5116YS-1	3/26/2002	3.4	mg/kg			
			OU5-CSA-2-5116YS-2	3/26/2002	2.8	mg/kg			
			OU5-CSA-2-5116YS-SB-DUP105	3/26/2002	3.9	mg/kg	OU5-CSA-2-5116YS-SB6		
			OU5-CSA-2-5116YS-SB1	3/26/2002	3	mg/kg			
			OU5-CSA-2-5116YS-SB2	3/26/2002	2.2	mg/kg			
			OU5-CSA-2-5116YS-SB3	3/26/2002	2.4	mg/kg			
			OU5-CSA-2-5116YS-SB4	3/26/2002	2.5	mg/kg			
			OU5-CSA-2-5116YS-SB5	3/26/2002	2	mg/kg			
			OU5-CSA-2-5116YS-SB6	3/26/2002	2.8	mg/kg			
CSA	2	5117 52nd Street						No	No
			OU5-CSA-2-5117(52)-1	7/20/2001	2.2	mg/kg			
			OU5-CSA-2-5117(52)-2	7/20/2001	2.4	mg/kg			
CSA	2	5117 Albemarle Street						Yes	No
			OU5-CSA-2-5117AS-1	8/3/2001	4	mg/kg			
			OU5-CSA-2-5117AS-2	8/3/2001	3.6	mg/kg			
			OU5-CSA-2-5117AS-SB1	11/5/2001	3.1	mg/kg			
			OU5-CSA-2-5117AS-SB2	11/5/2001	4.2	mg/kg			
			OU5-CSA-2-5117AS-SB3	11/5/2001	3.2	mg/kg			

Area	Group	Address	Sample ID	Sample Date	Result \1	Units	Duplicate Match	Specialty Boring?	Grid Sampled?
			OU5-CSA-2-5117AS-SB4	11/5/2001	2.7	mg/kg			
			OU5-CSA-2-5117AS-SB5	11/5/2001	0.6 J	mg/kg			
CTA	**1C**	**5117 Upton Street**						**No**	**No**
			OU5-CTA-1C-5117US-1	7/3/2001	4.1	mg/kg			
			OU5-CTA-1C-5117US-2	7/3/2001	5.1	mg/kg			
			OU5-CTA-1C-5117US-3	7/3/2001	4	mg/kg			
			OU5-CTA-1C-5117US-4	7/3/2001	4.5	mg/kg			
			OU5-CTA-1C-5117US-SB1	7/3/2001	3.6	mg/kg			
			OU5-CTA-1C-5117US-SB2	7/3/2001	2.4	mg/kg			
			OU5-CTA-1C-5117US-SB3	7/3/2001	2.3	mg/kg			
			OU5-CTA-1C-5117US-SB4	7/3/2001	3.5	mg/kg			
			OU5-CTA-1C-5117US-SB5	7/3/2001	2.8	mg/kg			
			OU5-CTA-1C-5117US-SB6	7/3/2001	2.6	mg/kg			
CSA	**2**	**5117 Warren Place**						**No**	**No**
			OU5-CSA-2-5117WP-1	11/15/2001	2.3	mg/kg			
			OU5-CSA-2-5117WP-2	11/15/2001	1.9 J	mg/kg			
CSA	**2**	**5117 Yuma Street**						**No**	**No**
			OU5-CSA-2-5117YS-1	6/11/2002	2.8	mg/kg			
			OU5-CSA-2-5117YS-2	6/11/2002	3.6	mg/kg			
CTA	**1A**	**5118 52nd Street**						**No**	**No**
			OU5-CTA-1A-5118(52)-1	11/6/2001	2.3	mg/kg			
			OU5-CTA-1A-5118(52)-2	11/6/2001	1.7 J	mg/kg			
			OU5-CTA-1A-5118(52)-3	11/6/2001	1.2 J	mg/kg			
			OU5-CTA-1A-5118(52)-4	11/6/2001	1.6 J	mg/kg			
			OU5-CTA-1A-5118(52)-DUP83	11/6/2001	1.7 J	mg/kg	OU5-CTA-1A-5118(52)-2		
			OU5-CTA-1A-5118(52)-SB1	11/6/2001	0.84 J	mg/kg			
			OU5-CTA-1A-5118(52)-SB2	11/6/2001	0.75 J	mg/kg			
			OU5-CTA-1A-5118(52)-SB3	11/6/2001	0.69 J	mg/kg			
			OU5-CTA-1A-5118(52)-SB4	11/6/2001	1.7 J	mg/kg			
			OU5-CTA-1A-5118(52)-SB5	11/6/2001	1 J	mg/kg			
			OU5-CTA-1A-5118(52)-SB6	11/6/2001	1.2 J	mg/kg			
CSA	**2**	**5118 Albemarle Street**						**No**	**No**
			OU5-CSA-2-5118AS-1	4/25/2002	5.5	mg/kg			
			OU5-CSA-2-5118AS-2	4/25/2002	4.5	mg/kg			

Area	Group	Address	Sample ID	Sample Date	Result \1	Units	Duplicate Match	Specialty Boring?	Grid Sampled?
CSA	2	5118 Warren Place						No	No
			OU5-CSA-2-5118WP-1	7/20/2001	1.7 J	mg/kg			
			OU5-CSA-2-5118WP-2	7/20/2001	1.7 J	mg/kg			
CSA	2	5118 Yuma Street						Yes	No
			OU5-CSA-2-5118YS-1	7/6/2001	3.6	mg/kg			
			OU5-CSA-2-5118YS-2	7/6/2001	2.9	mg/kg			
			OU5-CSA-2-5118YS-SB1	10/8/2001	2.2	mg/kg			
			OU5-CSA-2-5118YS-SB10	10/8/2001	1.6 J	mg/kg			
			OU5-CSA-2-5118YS-SB2	10/8/2001	2 J	mg/kg			
			OU5-CSA-2-5118YS-SB3	10/8/2001	1.9 J	mg/kg			
			OU5-CSA-2-5118YS-SB4	10/8/2001	2 J	mg/kg			
			OU5-CSA-2-5118YS-SB5	10/8/2001	5.9	mg/kg			
			OU5-CSA-2-5118YS-SB6	10/8/2001	2.3	mg/kg			
			OU5-CSA-2-5118YS-SB7	10/8/2001	1.2 J	mg/kg			
			OU5-CSA-2-5118YS-SB8	10/8/2001	3	mg/kg			
			OU5-CSA-2-5118YS-SB9	10/8/2001	2.5	mg/kg			
CSA	2	5119 52nd Street						No	No
			OU5-CSA-2-5119(52)-1	9/19/2001	2.8 J	mg/kg			
			OU5-CSA-2-5119(52)-2	9/19/2001	2.3 J	mg/kg			
CSA	2	5119 Warren Place						No	No
			OU5-CSA-2-5119WP-1	10/25/2001	1.9 J	mg/kg			
			OU5-CSA-2-5119WP-2	10/25/2001	1.1 J	mg/kg			
			OU5-CSA-2-5119WP-DUP79	10/25/2001	1.8 J	mg/kg	OU5-CSA-2-5119WP-2		
CSA	2	5119 Yuma Street						No	No
			OU5-CSA-2-5119YS-1	8/17/2001	3.6	mg/kg			
			OU5-CSA-2-5119YS-2	8/17/2001	4.8	mg/kg			
CTA	1A	5120 52nd Street						No	No
			OU5-CTA-1A-5120(52)-1	6/27/2001	1.7 J	mg/kg			
			OU5-CTA-1A-5120(52)-2	6/27/2001	1.9 J	mg/kg			
			OU5-CTA-1A-5120(52)-3	6/27/2001	2 J	mg/kg			
			OU5-CTA-1A-5120(52)-4	6/27/2001	1.2 J	mg/kg			
			OU5-CTA-1A-5120(52)-SB-1	6/27/2001	0.87 J	mg/kg			
			OU5-CTA-1A-5120(52)-SB-2	6/27/2001	1.1 J	mg/kg			
			OU5-CTA-1A-5120(52)-SB-3	6/27/2001	0.87 J	mg/kg			

Area	Group	Address	Sample ID	Sample Date	Result \1	Units	Duplicate Match	Specialty Boring?	Grid Sampled?
			OU5-CTA-1A-5120(52)-SB-4	6/27/2001	0.81 J	mg/kg			
			OU5-CTA-1A-5120(52)-SB-5	6/27/2001	0.4 U	mg/kg			
			OU5-CTA-1A-5120(52)-SB-6	6/27/2001	2.4	mg/kg			
			OU5-CTA-1A-5120(52)-SBDUP20	6/27/2001	0.5 J	mg/kg	OU5-CTA-1A-5120(52)-SB-4		
CTA	***1B***	***5120 Rockwood Parkway***						***No***	***Yes***
			OU5-CTA-1B-5120RP-1	12/4/2001	8.4	mg/kg			
			OU5-CTA-1B-5120RP-2	12/4/2001	4.2	mg/kg			
			OU5-CTA-1B-5120RP-3	12/4/2001	6.5	mg/kg			
			OU5-CTA-1B-5120RP-4	12/4/2001	18.9	mg/kg			
			OU5-CTA-1B-5120RP-SB-DUP95	12/4/2001	0.42 U	mg/kg	OU5-CTA-1B-5120RP-SB3		
			OU5-CTA-1B-5120RP-SB1	12/4/2001	3	mg/kg			
			OU5-CTA-1B-5120RP-SB2	12/4/2001	0.44 U	mg/kg			
			OU5-CTA-1B-5120RP-SB3	12/4/2001	0.8 J	mg/kg			
			OU5-CTA-1B-5120RP-SB4	12/4/2001	0.74 J	mg/kg			
			OU5-CTA-1B-5120RP-SB5	12/4/2001	2.1 J	mg/kg			
			OU5-CTA-1B-5120RP-SB6	12/4/2001	2.5	mg/kg			
CTA	***1C***	***5120 Van Ness Street***						***No***	***No***
			OU5-CTA-1C-5120VNS-1	6/15/2001	3.2	mg/kg			
			OU5-CTA-1C-5120VNS-2	6/15/2001	2.9	mg/kg			
			OU5-CTA-1C-5120VNS-3	6/15/2001	3.2	mg/kg			
			OU5-CTA-1C-5120VNS-4	6/15/2001	10.7	mg/kg			
			OU5-CTA-1C-5120VNS-SB-1	6/15/2001	2.3	mg/kg			
			OU5-CTA-1C-5120VNS-SB-10	6/15/2001	0.44 U	mg/kg			
			OU5-CTA-1C-5120VNS-SB-2	6/15/2001	2.3	mg/kg			
			OU5-CTA-1C-5120VNS-SB-3	6/15/2001	3.6	mg/kg			
			OU5-CTA-1C-5120VNS-SB-4	6/15/2001	4	mg/kg			
			OU5-CTA-1C-5120VNS-SB-5	6/15/2001	1.7 J	mg/kg			
			OU5-CTA-1C-5120VNS-SB-6	6/15/2001	1.3 J	mg/kg			
			OU5-CTA-1C-5120VNS-SB-7	6/15/2001	2.1 J	mg/kg			
			OU5-CTA-1C-5120VNS-SB-8	6/15/2001	2.4 J	mg/kg			
			OU5-CTA-1C-5120VNS-SB-9	6/15/2001	0.43 U	mg/kg			
CSA	***2***	***5120 Warren Place***						***No***	***No***
			OU5-CSA-2-5120WP-1	7/20/2001	1.6 J	mg/kg			
			OU5-CSA-2-5120WP-2	7/20/2001	2 J	mg/kg			

Area	Group	Address	Sample ID	Sample Date	Result \1		Units	Duplicate Match	Specialty Boring?	Grid Sampled?
CSA	2	5120 Yuma Street							No	No
			OU5-CSA-2-5120YS-1	11/15/2001	7.7		mg/kg			
			OU5-CSA-2-5120YS-2	11/15/2001	4.8		mg/kg			
CTA	1B	5121 Tilden Street							No	No
			OU5-CTA-1B-5121TS-1	7/2/2002	4		mg/kg			
			OU5-CTA-1B-5121TS-2	7/2/2002	5.2		mg/kg			
			OU5-CTA-1B-5121TS-3	7/2/2002	3.9		mg/kg			
			OU5-CTA-1B-5121TS-4	7/2/2002	3.9		mg/kg			
			OU5-CTA-1B-5121TS-SB1	7/2/2002	2.8		mg/kg			
			OU5-CTA-1B-5121TS-SB2	7/2/2002	2.4		mg/kg			
			OU5-CTA-1B-5121TS-SB3	7/2/2002	3		mg/kg			
			OU5-CTA-1B-5121TS-SB4	7/2/2002	3.3		mg/kg			
			OU5-CTA-1B-5121TS-SB5	7/2/2002	2.8		mg/kg			
			OU5-CTA-1B-5121TS-SB6	7/2/2002	1.5		mg/kg			
CSA	2	5121 Warren Place							No	No
			OU5-CSA-2-5121WP-1	8/31/2001	2.7		mg/kg			
			OU5-CSA-2-5121WP-2	8/31/2001	2.4		mg/kg			
CSA	2	5121 Yuma Street							Yes	No
			OU5-CSA-2-5121YS-1	10/2/2001	5.4		mg/kg			
			OU5-CSA-2-5121YS-2	10/2/2001	2.6	J	mg/kg			
			OU5-CSA-2-5121YS-SB1	10/2/2001	1.2	J	mg/kg			
			OU5-CSA-2-5121YS-SB2	10/2/2001	1.5	J	mg/kg			
			OU5-CSA-2-5121YS-SB3	10/2/2001	3.6		mg/kg			
			OU5-CSA-2-5121YS-SB4	10/2/2001	1.1	J	mg/kg			
			OU5-CSA-2-5121YS-SB5	10/2/2001	0.94	J	mg/kg			
			OU5-CSA-2-5121YS-SB6	10/2/2001	0.56	J	mg/kg			
CTA	1A	5122 52nd Street							No	No
			OU5-CTA-1A-5122(52)-1	8/29/2002	2.7		mg/kg			
			OU5-CTA-1A-5122(52)-2	8/29/2002	2.5		mg/kg			
			OU5-CTA-1A-5122(52)-3	8/29/2002	2.9		mg/kg			
			OU5-CTA-1A-5122(52)-4	8/29/2002	3.2		mg/kg			
			OU5-CTA-1A-5122(52)-DUP117	8/29/2002	2.7		mg/kg	OU5-CTA-1A-5122(52)-2		
			OU5-CTA-1A-5122(52)-SB-DUP113	8/29/2002	0.97	J	mg/kg	OU5-CTA-1A-5122(52)-SB3		

Area	Group	Address	Sample ID	Sample Date	Result \1		Units	Duplicate Match	Specialty Boring?	Grid Sampled?
			OU5-CTA-1A-5122(52)-SB1	8/29/2002	2		mg/kg			
			OU5-CTA-1A-5122(52)-SB2	8/29/2002	1.6		mg/kg			
			OU5-CTA-1A-5122(52)-SB3	8/29/2002	0.92	J	mg/kg			
			OU5-CTA-1A-5122(52)-SB4	8/29/2002	0.93	J	mg/kg			
			OU5-CTA-1A-5122(52)-SB5	8/29/2002	1.8		mg/kg			
			OU5-CTA-1A-5122(52)-SB6	8/29/2002	0.9	J	mg/kg			
CSA	***2***	***5122 Warren Place***							***No***	***No***
			OU5-CSA-2-5122WP-1	10/25/2001	1.3	J	mg/kg			
			OU5-CSA-2-5122WP-2	10/25/2001	1.3	J	mg/kg			
CSA	***2***	***5122 Yuma Street***							***Yes***	***No***
			OU5-CSA-2-5122YS-1	8/29/2002	4.9	\2	mg/kg			
			OU5-CSA-2-5122YS-2	8/29/2002	6.2	\2	mg/kg			
			OU5-CSA-2-5122YS-SB1	8/29/2002	2.4	\2	mg/kg			
			OU5-CSA-2-5122YS-SB2	8/29/2002	2.7	\2	mg/kg			
			OU5-CSA-2-5122YS-SB3	8/29/2002	1.3	\2	mg/kg			
			OU5-CSA-2-5122YS-SB4	8/29/2002	1.7	\2	mg/kg			
CSA	***2***	***5123 52nd Street***							***No***	***No***
			OU5-CSA-2-5123(52)-1	7/20/2001	2.6		mg/kg			
			OU5-CSA-2-5123(52)-2	7/20/2001	2.1	J	mg/kg			
CTA	***1B***	***5123 Tilden Street***							***No***	***No***
			OU5-CTA-1B-5123TS-1	9/4/2001	5.7		mg/kg			
			OU5-CTA-1B-5123TS-2	9/4/2001	7.1		mg/kg			
			OU5-CTA-1B-5123TS-3	9/4/2001	4		mg/kg			
			OU5-CTA-1B-5123TS-4	9/4/2001	5.4		mg/kg			
			OU5-CTA-1B-5123TS-SB1	9/4/2001	3		mg/kg			
			OU5-CTA-1B-5123TS-SB2	9/4/2001	2	J	mg/kg			
			OU5-CTA-1B-5123TS-SB3	9/4/2001	7.9		mg/kg			
			OU5-CTA-1B-5123TS-SB4	9/4/2001	1.6	J	mg/kg			
			OU5-CTA-1B-5123TS-SB5	9/4/2001	1.8	J	mg/kg			
			OU5-CTA-1B-5123TS-SB6	9/4/2001	1.5	J	mg/kg			
CSA	***2***	***5123 Warren Place***							***Yes***	***Yes***
			OU5-CSA-2-5123WP-1	10/22/2001	4.7		mg/kg			
			OU5-CSA-2-5123WP-2	10/22/2001	14.7	J	mg/kg			
			OU5-CSA-2-5123WP-SB1	10/22/2001	1.4	J	mg/kg			
			OU5-CSA-2-5123WP-SB2	10/22/2001	1.6	J	mg/kg			

Area	Group	Address	Sample ID	Sample Date	Result \1	Units	Duplicate Match	Specialty Boring?	Grid Sampled?
			OU5-CSA-2-5123WP-SB3	10/22/2001	1.1 J	mg/kg			
CTA	1A	5124 52nd Street						No	No
			OU5-CTA-1A-5124(52)-1	9/17/2001	2.2	mg/kg			
			OU5-CTA-1A-5124(52)-2	9/17/2001	1.7 J	mg/kg			
			OU5-CTA-1A-5124(52)-3	9/17/2001	1.4 J	mg/kg			
			OU5-CTA-1A-5124(52)-4	9/17/2001	1.9 J	mg/kg			
			OU5-CTA-1A-5124(52)-DUP60	9/17/2001	1.2 J	mg/kg	OU5-CTA-1A-5124(52)-3		
			OU5-CTA-1A-5124(52)-SB1	9/17/2001	0.88 J	mg/kg			
			OU5-CTA-1A-5124(52)-SB2	9/17/2001	2.4	mg/kg			
			OU5-CTA-1A-5124(52)-SB3	9/17/2001	1.2 J	mg/kg			
			OU5-CTA-1A-5124(52)-SB4	9/17/2001	0.37 U	mg/kg			
			OU5-CTA-1A-5124(52)-SB5	9/17/2001	0.36 U	mg/kg			
			OU5-CTA-1A-5124(52)-SB6	9/17/2001	0.58 J	mg/kg			
CTA	1B	5124 Rockwood Parkway						No	No
			OU5-CTA-1B-5124RP-1	6/26/2001	3.6	mg/kg			
			OU5-CTA-1B-5124RP-2	6/26/2001	3.5	mg/kg			
			OU5-CTA-1B-5124RP-3	6/26/2001	4.9	mg/kg			
			OU5-CTA-1B-5124RP-4	6/26/2001	4	mg/kg			
			OU5-CTA-1B-5124RP-SB1	6/26/2001	5.2	mg/kg			
			OU5-CTA-1B-5124RP-SB2	6/26/2001	1.9 J	mg/kg			
			OU5-CTA-1B-5124RP-SB3	6/26/2001	2.3	mg/kg			
			OU5-CTA-1B-5124RP-SB4	6/26/2001	2.7	mg/kg			
			OU5-CTA-1B-5124RP-SB5	6/26/2001	2.4	mg/kg			
			OU5-CTA-1B-5124RP-SB6	6/26/2001	2.5	mg/kg			
			OU5-CTA-1B-5124RP-SB7	6/26/2001	2.2 J	mg/kg			
			OU5-CTA-1B-5124RP-SB8	6/26/2001	4.6	mg/kg			
CSA	2	5124 Warren Place						No	No
			OU5-CSA-2-5124WP-1	11/16/2001	2.5	mg/kg			
			OU5-CSA-2-5124WP-2	11/16/2001	1.4 J	mg/kg			
CSA	2	5125 52nd Street						No	No
			OU5-CSA-2-5125(52)-1	3/22/2002	2.3 K	mg/kg			
			OU5-CSA-2-5125(52)-2	3/22/2002	2.7 K	mg/kg			
CTA	1C	5125 Upton Street						No	Yes
			OU5-CTA-1C-5125US-1	7/3/2001	40.4	mg/kg			
			OU5-CTA-1C-5125US-2	7/3/2001	4.7	mg/kg			

Area	Group	Address	Sample ID	Sample Date	Result \1	Units	Duplicate Match	Specialty Boring?	Grid Sampled?
			OU5-CTA-1C-5125US-3	7/3/2001	5.8	mg/kg			
			OU5-CTA-1C-5125US-4	7/3/2001	5	mg/kg			
			OU5-CTA-1C-5125US-SB1	7/3/2001	3.5	mg/kg			
			OU5-CTA-1C-5125US-SB2	7/3/2001	1.4 J	mg/kg			
			OU5-CTA-1C-5125US-SB3	7/3/2001	1.7 J	mg/kg			
			OU5-CTA-1C-5125US-SB4	7/3/2001	3.4	mg/kg			
			OU5-CTA-1C-5125US-SB5	7/3/2001	2.1 J	mg/kg			
			OU5-CTA-1C-5125US-SB6	7/3/2001	0.72 J	mg/kg			
			OU5-CTA-1C-5125US-SBDUP-22	7/3/2001	1.3 J	mg/kg	OU5-CTA-1C-5125US-SB3		
CSA	***2***	***5125 Warren Place***						***No***	***No***
			OU5-CSA-2-5125WP-1	10/25/2001	1.7 J	mg/kg			
			OU5-CSA-2-5125WP-2	10/25/2001	1.7 J	mg/kg			
CSA	***2***	***5125 Yuma Street***						***No***	***No***
			OU5-CSA-2-5125YS-1	10/25/2001	6.9	mg/kg			
			OU5-CSA-2-5125YS-2	10/25/2001	2.1 J	mg/kg			
CSA	***2***	***5126 Albemarle Street***						***No***	***No***
			OU5-CSA-2-5126AS-1	4/25/2002	3.3	mg/kg			
			OU5-CSA-2-5126AS-2	4/25/2002	3.8	mg/kg			
CTA	***1C***	***5126 Tilden Street***						***No***	***No***
			OU5-CTA-1C-5126TS-1	3/27/2002	3.5	mg/kg			
			OU5-CTA-1C-5126TS-2	3/27/2002	3.7	mg/kg			
			OU5-CTA-1C-5126TS-3	3/27/2002	4.1	mg/kg			
			OU5-CTA-1C-5126TS-4	3/27/2002	3.2	mg/kg			
			OU5-CTA-1C-5126TS-SB1	3/27/2002	0.76 J	mg/kg			
			OU5-CTA-1C-5126TS-SB2	3/27/2002	2.8	mg/kg			
			OU5-CTA-1C-5126TS-SB3	3/27/2002	0.96 J	mg/kg			
			OU5-CTA-1C-5126TS-SB4	3/27/2002	0.67 J	mg/kg			
			OU5-CTA-1C-5126TS-SB5	3/27/2002	0.9 J	mg/kg			
			OU5-CTA-1C-5126TS-SB6	3/27/2002	1.9	mg/kg			
CSA	***2***	***5126 Warren Place***						***No***	***No***
			OU5-CSA-2-5126WP-1	2/14/2002	1.8	mg/kg			
			OU5-CSA-2-5126WP-2	2/14/2002	1.8	mg/kg			

Area	Group	Address	Sample ID	Sample Date	Result \1	Units	Duplicate Match	Specialty Boring?	Grid Sampled?
CSA	2	5127 52nd Street						No	No
			OU5-CSA-2-5127(52)-1	9/19/2001	2.9 J	mg/kg			
			OU5-CSA-2-5127(52)-2	9/19/2001	2.9 J	mg/kg			
CTA	1B	5127 Tilden Street						No	No
			OU5-CTA-1B-5127TS-1	4/24/2002	3.9	mg/kg			
			OU5-CTA-1B-5127TS-2	4/24/2002	3	mg/kg			
			OU5-CTA-1B-5127TS-3	4/24/2002	4.7	mg/kg			
			OU5-CTA-1B-5127TS-4	4/24/2002	4.2	mg/kg			
			OU5-CTA-1B-5127TS-SB1	4/24/2002	2.3	mg/kg			
			OU5-CTA-1B-5127TS-SB2	4/24/2002	0.63 J	mg/kg			
			OU5-CTA-1B-5127TS-SB3	4/24/2002	1.4	mg/kg			
			OU5-CTA-1B-5127TS-SB4	4/24/2002	1.2 J	mg/kg			
			OU5-CTA-1B-5127TS-SB5	4/24/2002	1.5	mg/kg			
			OU5-CTA-1B-5127TS-SB6	4/24/2002	5.2	mg/kg			
CSA	2	5127 Warren Place						No	No
			OU5-CSA-2-5127WP-1	3/22/2002	1.9 K	mg/kg			
			OU5-CSA-2-5127WP-2	3/22/2002	1.9 K	mg/kg			
CSA	2	5127 Yuma Street						No	No
			OU5-CSA-2-5127YS-1	9/21/2001	4.6	mg/kg			
			OU5-CSA-2-5127YS-2	9/21/2001	8.6	mg/kg			
CTA	1B	5129 52nd Street						No	No
			OU5-CTA-1B-5129(52)-1	6/15/2001	1.9 J	mg/kg			
			OU5-CTA-1B-5129(52)-2	6/15/2001	2.1 J	mg/kg			
			OU5-CTA-1B-5129(52)-3	6/15/2001	2.7	mg/kg			
			OU5-CTA-1B-5129(52)-4	6/15/2001	3.4	mg/kg			
			OU5-CTA-1B-5129(52)-DUP07	6/15/2001	4	mg/kg	OU5-CTA-1B-5129(52)-2		
			OU5-CTA-1B-5129(52)-SB-1	6/15/2001	1.4 J	mg/kg			
			OU5-CTA-1B-5129(52)-SB-10	6/15/2001	1.4 J	mg/kg			
			OU5-CTA-1B-5129(52)-SB-2	6/15/2001	1.5 J	mg/kg			
			OU5-CTA-1B-5129(52)-SB-3	6/15/2001	1.1 J	mg/kg			
			OU5-CTA-1B-5129(52)-SB-4	6/15/2001	0.64 J	mg/kg			
			OU5-CTA-1B-5129(52)-SB-5	6/15/2001	1.2 J	mg/kg			
			OU5-CTA-1B-5129(52)-SB-6	6/15/2001	2.3 J	mg/kg			
			OU5-CTA-1B-5129(52)-SB-7	6/15/2001	1.2 J	mg/kg			
			OU5-CTA-1B-5129(52)-SB-8	6/15/2001	0.54 J	mg/kg			

Area	Group	Address	Sample ID	Sample Date	Result \1	Units	Duplicate Match	Specialty Boring?	Grid Sampled?
			OU5-CTA-1B-5129(52)-SB-9	6/15/2001	2.6	mg/kg			
			OU5-CTA-1B-5129(52)-SB-DUP08	6/15/2001	2.2 J	mg/kg	OU5-CTA-1B-5129(52)-SB-9		
CSA	***2***	***5129 Warren Place***						***No***	***No***
			OU5-CSA-2-5129WP-1	8/10/2001	2.5	mg/kg			
			OU5-CSA-2-5129WP-2	8/10/2001	2.5	mg/kg			
CSA	***2***	***5129 Yuma Street***						***No***	***No***
			OU5-CSA-2-5129YS-1	8/17/2001	2.3	mg/kg			
			OU5-CSA-2-5129YS-2	8/17/2001	3.3	mg/kg			
CTA	***1B***	***5131 52nd Street***						***No***	***No***
			OU5-CTA-1B-5131(52)-1	7/18/2001	2.2 J	mg/kg			
			OU5-CTA-1B-5131(52)-2	7/18/2001	2 J	mg/kg			
			OU5-CTA-1B-5131(52)-3	7/18/2001	1.8 J	mg/kg			
			OU5-CTA-1B-5131(52)-4	7/18/2001	3.7	mg/kg			
			OU5-CTA-1B-5131(52)-SB1	7/18/2001	2.5	mg/kg			
			OU5-CTA-1B-5131(52)-SB10	7/18/2001	1.2 J	mg/kg			
			OU5-CTA-1B-5131(52)-SB2	7/18/2001	2.4	mg/kg			
			OU5-CTA-1B-5131(52)-SB3	7/18/2001	0.42 U	mg/kg			
			OU5-CTA-1B-5131(52)-SB4	7/18/2001	2.1 J	mg/kg			
			OU5-CTA-1B-5131(52)-SB5	7/18/2001	3	mg/kg			
			OU5-CTA-1B-5131(52)-SB6	7/18/2001	4.6	mg/kg			
			OU5-CTA-1B-5131(52)-SB7	7/18/2001	4.1	mg/kg			
			OU5-CTA-1B-5131(52)-SB8	7/18/2001	1.6 J	mg/kg			
			OU5-CTA-1B-5131(52)-SB9	7/18/2001	1.6 J	mg/kg			
CSA	***2***	***5131 Warren Place***						***No***	***No***
			OU5-CSA-2-5131WP-1	8/3/2001	1.6 J	mg/kg			
			OU5-CSA-2-5131WP-2	8/3/2001	1.7 J	mg/kg			
CSA	***2***	***5131 Yuma Street***						***No***	***Yes + 1' arsenic boring***
			OU5-CSA-2-5131YS-1	8/31/2001	12.7	mg/kg			
			OU5-CSA-2-5131YS-2	8/31/2001	4.8	mg/kg			
CTA	***1B***	***5132 Rockwood Parkway***						***No***	***No***
			OU5-CTA-1B-5132RP-1	7/23/2001	3.5	mg/kg			
			OU5-CTA-1B-5132RP-2	7/23/2001	3.4	mg/kg			
			OU5-CTA-1B-5132RP-3	7/23/2001	2.4	mg/kg			

Area	Group	Address	Sample ID	Sample Date	Result \1		Units	Duplicate Match	Specialty Boring?	Grid Sampled?
			OU5-CTA-1B-5132RP-4	7/23/2001	2.6		mg/kg			
			OU5-CTA-1B-5132RP-SB-1	7/23/2001	2.2		mg/kg			
			OU5-CTA-1B-5132RP-SB-2	7/23/2001	1.3	J	mg/kg			
			OU5-CTA-1B-5132RP-SB-3	7/23/2001	1.3	J	mg/kg			
			OU5-CTA-1B-5132RP-SB-4	7/23/2001	0.99	J	mg/kg			
			OU5-CTA-1B-5132RP-SB-5	7/23/2001	1.6	J	mg/kg			
			OU5-CTA-1B-5132RP-SB-6	7/23/2001	3.7		mg/kg			
			OU5-CTA-1B-5132RP-SB-DUP35	7/23/2001	1.1	J	mg/kg	OU5-CTA-1B-5132RP-SB-2		
CTA	***1C***	***5132 Tilden Street***							***No***	***No***
			OU5-CTA-1C-5132TS-1	6/18/2001	3.5		mg/kg			
			OU5-CTA-1C-5132TS-2	6/18/2001	2.8		mg/kg			
			OU5-CTA-1C-5132TS-3	6/18/2001	3.3		mg/kg			
			OU5-CTA-1C-5132TS-4	6/18/2001	3.2		mg/kg			
			OU5-CTA-1C-5132TS-SB-1	6/18/2001	1.4		mg/kg			
			OU5-CTA-1C-5132TS-SB-2	6/18/2001	2		mg/kg			
			OU5-CTA-1C-5132TS-SB-3	6/18/2001	1.5		mg/kg			
			OU5-CTA-1C-5132TS-SB-4	6/18/2001	1		mg/kg			
			OU5-CTA-1C-5132TS-SB-5	6/18/2001	2.6		mg/kg			
			OU5-CTA-1C-5132TS-SB-6	6/18/2001	2		mg/kg			
			OU5-CTA-1C-5132TS-SB-7	6/18/2001	1.1		mg/kg			
CTA	***1B***	***5133 52nd Street***							***No***	***No***
			OU5-CTA-1B-5133(52)-1	9/7/2001	2.5		mg/kg			
			OU5-CTA-1B-5133(52)-2	9/7/2001	1.9	J	mg/kg			
			OU5-CTA-1B-5133(52)-3	9/7/2001	3		mg/kg			
			OU5-CTA-1B-5133(52)-4	9/7/2001	2.4	J	mg/kg			
			OU5-CTA-1B-5133(52)-DUP59	9/7/2001	2.4	J	mg/kg	OU5-CTA-1B-5133(52)-4		
			OU5-CTA-1B-5133(52)-SB1	9/7/2001	2.2	J	mg/kg			
			OU5-CTA-1B-5133(52)-SB2	9/7/2001	2.6		mg/kg			
			OU5-CTA-1B-5133(52)-SB3	9/7/2001	3.6		mg/kg			
			OU5-CTA-1B-5133(52)-SB4	9/7/2001	2.6		mg/kg			
			OU5-CTA-1B-5133(52)-SB5	9/7/2001	2.9		mg/kg			
			OU5-CTA-1B-5133(52)-SB6	9/7/2001	3		mg/kg			
			OU5-CTA-1B-5133(52)-SB7	9/7/2001	2.3		mg/kg			
			OU5-CTA-1B-5133(52)-SB8	9/7/2001	1.3	J	mg/kg			
			OU5-CTA-1B-5133(52)-SB9	9/7/2001	1.2	J	mg/kg			

Area	Group	Address	Sample ID	Sample Date	Result \1		Units	Duplicate Match	Specialty Boring?	Grid Sampled?
CSA	2	5133 Warren Place							Yes	No
			OU5-CSA-2-5133WP-1	10/22/2001	0.85	J	mg/kg			
			OU5-CSA-2-5133WP-2	10/22/2001	1.5	J	mg/kg			
			OU5-CSA-2-5133WP-SB-DUP85	10/22/2001	0.79	J	mg/kg	OU5-CSA-2-5133WP-SB6		
			OU5-CSA-2-5133WP-SB1	10/22/2001	5.6		mg/kg			
			OU5-CSA-2-5133WP-SB2	10/22/2001	0.72	J	mg/kg			
			OU5-CSA-2-5133WP-SB3	10/22/2001	1.1	J	mg/kg			
			OU5-CSA-2-5133WP-SB4	10/22/2001	1.1	J	mg/kg			
			OU5-CSA-2-5133WP-SB5	10/22/2001	1.3	J	mg/kg			
			OU5-CSA-2-5133WP-SB6	10/22/2001	0.82	J	mg/kg			
CSA	2	5133 Yuma Street							Yes	No
			OU5-CSA-2-5133YS-1	7/24/2001	6.4		mg/kg			
			OU5-CSA-2-5133YS-2	7/24/2001	4.3		mg/kg			
			OU5-CSA-2-5133YS-SB-1	7/24/2001	2.5		mg/kg			
			OU5-CSA-2-5133YS-SB-2	7/24/2001	2.5		mg/kg			
			OU5-CSA-2-5133YS-SB-3	7/24/2001	2	J	mg/kg			
			OU5-CSA-2-5133YS-SB-4	7/24/2001	0.48	J	mg/kg			
			OU5-CSA-2-5133YS-SB-DUP38	7/24/2001	2.4		mg/kg	OU5-CSA-2-5133YS-SB-3		
CTA	1B	5135 52nd Street							No	No
			OU5-CTA-1B-5135(52)-1	9/17/2001	1.8	J	mg/kg			
			OU5-CTA-1B-5135(52)-2	9/17/2001	2	J	mg/kg			
			OU5-CTA-1B-5135(52)-3	9/17/2001	2.1	J	mg/kg			
			OU5-CTA-1B-5135(52)-4	9/17/2001	2.7		mg/kg			
			OU5-CTA-1B-5135(52)-SB1	9/17/2001	0.98	J	mg/kg			
			OU5-CTA-1B-5135(52)-SB2	9/17/2001	0.39	U	mg/kg			
			OU5-CTA-1B-5135(52)-SB3	9/17/2001	3.1		mg/kg			
CTA	1B	5135 Rockwood Parkway							No	No
			OU5-CTA-1B-5135RP-1	9/4/2001	1.7	J	mg/kg			
			OU5-CTA-1B-5135RP-2	9/4/2001	3.1		mg/kg			
			OU5-CTA-1B-5135RP-3	9/4/2001	2.6		mg/kg			
			OU5-CTA-1B-5135RP-4	9/4/2001	3.1		mg/kg			
			OU5-CTA-1B-5135RP-SB1	9/4/2001	3.2		mg/kg			
			OU5-CTA-1B-5135RP-SB10	9/4/2001	2	J	mg/kg			
			OU5-CTA-1B-5135RP-SB2	9/4/2001	1.6	J	mg/kg			

Area	Group	Address	Sample ID	Sample Date	Result \1		Units	Duplicate Match	Specialty Boring?	Grid Sampled?
			OU5-CTA-1B-5135RP-SB3	9/4/2001	1.8	J	mg/kg			
			OU5-CTA-1B-5135RP-SB4	9/4/2001	2.2	J	mg/kg			
			OU5-CTA-1B-5135RP-SB5	9/4/2001	2.2	J	mg/kg			
			OU5-CTA-1B-5135RP-SB6	9/4/2001	2.2	J	mg/kg			
			OU5-CTA-1B-5135RP-SB7	9/4/2001	2.3	J	mg/kg			
			OU5-CTA-1B-5135RP-SB8	9/4/2001	1	J	mg/kg			
			OU5-CTA-1B-5135RP-SB9	9/4/2001	0.74	J	mg/kg			
CTA	***1B***	***5135 Tilden Street***							***No***	***No***
			OU5-CTA-1B-5135TS-1	7/23/2001	5	L	mg/kg			
			OU5-CTA-1B-5135TS-2	7/23/2001	4.3	L	mg/kg			
			OU5-CTA-1B-5135TS-3	7/23/2001	4.6	L	mg/kg			
			OU5-CTA-1B-5135TS-4	7/23/2001	4.4	L	mg/kg			
			OU5-CTA-1B-5135TS-SB-1	7/23/2001	3.4	L	mg/kg			
			OU5-CTA-1B-5135TS-SB-10	7/23/2001	1.2	JL	mg/kg			
			OU5-CTA-1B-5135TS-SB-2	7/23/2001	3.3	L	mg/kg			
			OU5-CTA-1B-5135TS-SB-3	7/23/2001	4.7	L	mg/kg			
			OU5-CTA-1B-5135TS-SB-4	7/23/2001	4.4	L	mg/kg			
			OU5-CTA-1B-5135TS-SB-5	7/23/2001	3.5	L	mg/kg			
			OU5-CTA-1B-5135TS-SB-6	7/23/2001	2.8	L	mg/kg			
			OU5-CTA-1B-5135TS-SB-7	7/23/2001	1.8	JL	mg/kg			
			OU5-CTA-1B-5135TS-SB-8	7/23/2001	2.2	JL	mg/kg			
			OU5-CTA-1B-5135TS-SB-9	7/23/2001	1.9	JL	mg/kg			
CSA	***2***	***5135 Yuma Street***							***No***	***No***
			OU5-CSA-2-5135YS-1	9/21/2001	6.3		mg/kg			
			OU5-CSA-2-5135YS-2	9/21/2001	3.1		mg/kg			
CTA	***1B***	***5137 52nd Street***							***No***	***No***
			OU5-CTA-1B-5137(52)-1	6/21/2001	1.9	J	mg/kg			
			OU5-CTA-1B-5137(52)-2	6/21/2001	2.5		mg/kg			
			OU5-CTA-1B-5137(52)-3	6/21/2001	1.4	J	mg/kg			
			OU5-CTA-1B-5137(52)-4	6/21/2001	2.5		mg/kg			
			OU5-CTA-1B-5137(52)-SB-1	6/21/2001	0.35	U	mg/kg			
			OU5-CTA-1B-5137(52)-SB-2	6/21/2001	0.38	U	mg/kg			
			OU5-CTA-1B-5137(52)-SB-3	6/21/2001	0.36	U	mg/kg			
			OU5-CTA-1B-5137(52)-SB-4	6/21/2001	0.72	J	mg/kg			
			OU5-CTA-1B-5137(52)-SB-5	6/21/2001	0.38	U	mg/kg			
			OU5-CTA-1B-5137(52)-SB-6	6/21/2001	0.73	J	mg/kg			

Area	Group	Address	Sample ID	Sample Date	Result \1	Units	Duplicate Match	Specialty Boring?	Grid Sampled?
CTA	1A	5137 Van Ness Street						No	No
			OU5-CTA-1A-5137VNS-1	7/2/2001	5.1	mg/kg			
			OU5-CTA-1A-5137VNS-2	7/2/2001	3.1	mg/kg			
			OU5-CTA-1A-5137VNS-3	7/2/2001	1.6 J	mg/kg			
			OU5-CTA-1A-5137VNS-4	7/2/2001	1.9 J	mg/kg			
			OU5-CTA-1A-5137VNS-SB-1	7/2/2001	1.4 J	mg/kg			
			OU5-CTA-1A-5137VNS-SB-2	7/2/2001	2.9	mg/kg			
			OU5-CTA-1A-5137VNS-SB-3	7/2/2001	5.4	mg/kg			
			OU5-CTA-1A-5137VNS-SB-4	7/2/2001	2.9	mg/kg			
			OU5-CTA-1A-5137VNS-SB-5	7/2/2001	1.1 J	mg/kg			
			OU5-CTA-1A-5137VNS-SB-6	7/2/2001	0.39 U	mg/kg			
CSA	2	5137 Yuma Street						No	No
			OU5-CSA-2-5137YS-1	10/25/2001	5.5	mg/kg			
			OU5-CSA-2-5137YS-2	10/25/2001	3.7	mg/kg			
CSA	2	5139 Yuma Street						No	No
			OU5-CSA-2-5139(YS)-1	7/20/2001	9 L	mg/kg			
			OU5-CSA-2-5139(YS)-2	7/20/2001	4.2 L	mg/kg			
CTA	1B	5140 Rockwood Parkway						No	No
			OU5-CTA-1B-5140RP-1	12/4/2001	2.1 J	mg/kg			
			OU5-CTA-1B-5140RP-2	12/4/2001	1.4 J	mg/kg			
			OU5-CTA-1B-5140RP-3	12/4/2001	1.9 J	mg/kg			
			OU5-CTA-1B-5140RP-4	12/4/2001	2.1 J	mg/kg			
			OU5-CTA-1B-5140RP-SB-DUP96	12/4/2001	0.59 J	mg/kg	OU5-CTA-1B-5140RP-SB2		
			OU5-CTA-1B-5140RP-SB1	12/4/2001	1.1 J	mg/kg			
			OU5-CTA-1B-5140RP-SB2	12/4/2001	0.75 J	mg/kg			
			OU5-CTA-1B-5140RP-SB3	12/4/2001	0.85 J	mg/kg			
			OU5-CTA-1B-5140RP-SB4	12/4/2001	0.38 U	mg/kg			
			OU5-CTA-1B-5140RP-SB5	12/4/2001	0.4 U	mg/kg			
			OU5-CTA-1B-5140RP-SB6	12/4/2001	1.3 J	mg/kg			
CTA	1C	5140 Tilden Street						No	No
			OU5-CTA-1C-5140TS-1	8/21/2001	5.6	mg/kg			
			OU5-CTA-1C-5140TS-2	8/21/2001	5.3	mg/kg			
			OU5-CTA-1C-5140TS-3	8/21/2001	4.8	mg/kg			
			OU5-CTA-1C-5140TS-4	8/21/2001	5	mg/kg			

Area	Group	Address	Sample ID	Sample Date	Result \1		Units	Duplicate Match	Specialty Boring?	Grid Sampled?
			OU5-CTA-1C-5140TS-SB1	8/21/2001	5.7		mg/kg			
			OU5-CTA-1C-5140TS-SB2	8/21/2001	2.5		mg/kg			
			OU5-CTA-1C-5140TS-SB3	8/21/2001	3.3		mg/kg			
			OU5-CTA-1C-5140TS-SB4	8/21/2001	2.7		mg/kg			
			OU5-CTA-1C-5140TS-SB5	8/21/2001	2.4		mg/kg			
			OU5-CTA-1C-5140TS-SB6	8/21/2001	1.7	J	mg/kg			
			OU5-CTA-1C-5140TS-SB7	8/21/2001	2	J	mg/kg			
CTA	***1B***	***5141 Tilden Street***							***No***	***No***
			OU5-CTA-1B-5141TS-1	6/26/2001	6.3		mg/kg			
			OU5-CTA-1B-5141TS-2	6/26/2001	8.1		mg/kg			
			OU5-CTA-1B-5141TS-3	6/26/2001	4.5		mg/kg			
			OU5-CTA-1B-5141TS-4	6/26/2001	5.8		mg/kg			
			OU5-CTA-1B-5141TS-SB1	6/26/2001	2.8		mg/kg			
			OU5-CTA-1B-5141TS-SB2	6/26/2001	2.5		mg/kg			
			OU5-CTA-1B-5141TS-SB3	6/26/2001	1.6	J	mg/kg			
			OU5-CTA-1B-5141TS-SB4	6/26/2001	2.3		mg/kg			
			OU5-CTA-1B-5141TS-SB5	6/26/2001	1.1	J	mg/kg			
			OU5-CTA-1B-5141TS-SB6	6/26/2001	1.6	J	mg/kg			
			OU5-CTA-1B-5141TS-SBDUP18	6/26/2001	2.2		mg/kg	OU5-CTA-1B-5141TS-SB2		
CSA	***2***	***5141 Yuma Street***							***No***	***Yes + 1' arsenic boring***
			OU5-CSA-2-5141YS-1	10/25/2001	28.1		mg/kg			
			OU5-CSA-2-5141YS-2	10/25/2001	3.8		mg/kg			
CTA	***1C***	***5142 Tilden Street***							***No***	***No***
			OU5-CTA-1C-5142TS-1	6/20/2001	3.6		mg/kg			
			OU5-CTA-1C-5142TS-2	6/20/2001	2.6		mg/kg			
			OU5-CTA-1C-5142TS-3	6/20/2001	3.6		mg/kg			
			OU5-CTA-1C-5142TS-4	6/20/2001	4.8		mg/kg			
			OU5-CTA-1C-5142TS-SB-1	6/20/2001	3.3	K	mg/kg			
			OU5-CTA-1C-5142TS-SB-2	6/20/2001	2.3	K	mg/kg			
			OU5-CTA-1C-5142TS-SB-3	6/20/2001	2.8	K	mg/kg			
			OU5-CTA-1C-5142TS-SB-4	6/20/2001	1.3	K	mg/kg			
			OU5-CTA-1C-5142TS-SB-5	6/20/2001	1.7	K	mg/kg			
			OU5-CTA-1C-5142TS-SB-6	6/20/2001	1.5	K	mg/kg			
			OU5-CTA-1C-5142TS-SB-7	6/20/2001	0.61	K	mg/kg			

Area	Group	Address	Sample ID	Sample Date	Result \1		Units	Duplicate Match	Specialty Boring?	Grid Sampled?
CSA	2	5143 Yuma Street							No	No
			OU5-CSA-2-5143YS-1	7/6/2001	5.8		mg/kg			
			OU5-CSA-2-5143YS-2	7/6/2001	2.9		mg/kg			
CTA	1B	5145 Tilden Street							No	No
			OU5-CTA-1A-5145TS-1	11/6/2001	1.4	J	mg/kg			
			OU5-CTA-1A-5145TS-2	11/6/2001	2	J	mg/kg			
			OU5-CTA-1A-5145TS-3	11/6/2001	3.6		mg/kg			
			OU5-CTA-1A-5145TS-4	11/6/2001	2.5		mg/kg			
			OU5-CTA-1A-5145TS-SB-DUP90	11/6/2001	3.3		mg/kg	OU5-CTA-1A-5145TS-SB1		
			OU5-CTA-1A-5145TS-SB1	11/6/2001	2.6		mg/kg			
			OU5-CTA-1A-5145TS-SB2	11/6/2001	1.8	J	mg/kg			
			OU5-CTA-1A-5145TS-SB3	11/6/2001	0.37	U	mg/kg			
			OU5-CTA-1A-5145TS-SB4	11/6/2001	0.37	U	mg/kg			
			OU5-CTA-1A-5145TS-SB5	11/6/2001	0.38	J	mg/kg			
			OU5-CTA-1A-5145TS-SB6	11/6/2001	0.39	J	mg/kg			
CSA	2	5145 Yuma Street							No	Yes + 1' arsenic boring
			OU5-CSA-2-5145YS-1	10/25/2001	13.1		mg/kg			
			OU5-CSA-2-5145YS-2	10/25/2001	2	J	mg/kg			
CSA	2	5147 Yuma Street							No	Yes + 1' arsenic boring
			OU5-CSA-2-5147YS-1	10/25/2001	15.2		mg/kg			
			OU5-CSA-2-5147YS-2	10/25/2001	1.9	J	mg/kg			
CTA	1C	5148 Tilden Street							No	Yes
			OU5-CTA-1C-5148TS-1	8/28/2001	6		mg/kg			
			OU5-CTA-1C-5148TS-2	8/28/2001	14.2		mg/kg			
			OU5-CTA-1C-5148TS-3	8/28/2001	4.2		mg/kg			
			OU5-CTA-1C-5148TS-4	8/28/2001	5.4		mg/kg			
			OU5-CTA-1C-5148TS-SB1	8/28/2001	2	J	mg/kg			
			OU5-CTA-1C-5148TS-SB10	8/28/2001	0.62	U	mg/kg			
			OU5-CTA-1C-5148TS-SB2	8/28/2001	2.4		mg/kg			
			OU5-CTA-1C-5148TS-SB3	8/28/2001	4.4		mg/kg			
			OU5-CTA-1C-5148TS-SB4	8/28/2001	2.7		mg/kg			
			OU5-CTA-1C-5148TS-SB5	8/28/2001	2.2	J	mg/kg			
			OU5-CTA-1C-5148TS-SB6	8/28/2001	4.5		mg/kg			
			OU5-CTA-1C-5148TS-SB7	8/28/2001	3		mg/kg			

Area	Group	Address	Sample ID	Sample Date	Result \1		Units	Duplicate Match	Specialty Boring?	Grid Sampled?
			OU5-CTA-1C-5148TS-SB8	8/28/2001	1.6	J	mg/kg			
			OU5-CTA-1C-5148TS-SB9	8/28/2001	0.59	U	mg/kg			
CTA	**1B**	**5149 Tilden Street**							**No**	**No**
			OU5-CTA-1B-5149TS-1	8/28/2001	3.5	J	mg/kg			
			OU5-CTA-1B-5149TS-2	8/28/2001	2.7		mg/kg			
			OU5-CTA-1B-5149TS-3	8/28/2001	7.2		mg/kg			
			OU5-CTA-1B-5149TS-4	8/28/2001	3.8		mg/kg			
			OU5-CTA-1B-5149TS-SB1	8/28/2001	4.3		mg/kg			
			OU5-CTA-1B-5149TS-SB2	8/28/2001	2.9		mg/kg			
			OU5-CTA-1B-5149TS-SB3	8/28/2001	1.4	J	mg/kg			
			OU5-CTA-1B-5149TS-SB4	8/28/2001	1.5	J	mg/kg			
			OU5-CTA-1B-5149TS-SB5	8/28/2001	1.7	J	mg/kg			
			OU5-CTA-1B-5149TS-SB6	8/28/2001	2.3	J	mg/kg			
CSA	**2**	**5149 Yuma Street**							**No**	**Yes + 1' arsenic boring**
			OU5-CSA-2-5149YS-1	9/21/2001	23		mg/kg			
			OU5-CSA-2-5149YS-2	9/21/2001	2.2	J	mg/kg			
CSA	**12**	**5150 Rockwood Parkway**							**No**	**No**
			OU5-CSA-12-5150RP-1	3/28/2002	3.8		mg/kg			
			OU5-CSA-12-5150RP-2	3/28/2002	4.9		mg/kg			
CSA	**2**	**5151 Yuma Street**							**No**	**No**
			OU5-CSA-2-5151YS-1	3/22/2002	8.2		mg/kg			
			OU5-CSA-2-5151YS-2	3/22/2002	3.2	K	mg/kg			
CTA	**1B**	**5153 Tilden Street**							**No**	**No**
			OU5-CTA-1B-5153TS-1	7/18/2001	3.5		mg/kg			
			OU5-CTA-1B-5153TS-2	7/18/2001	5.6		mg/kg			
			OU5-CTA-1B-5153TS-3	7/18/2001	3.1		mg/kg			
			OU5-CTA-1B-5153TS-4	7/18/2001	2	J	mg/kg			
			OU5-CTA-1B-5153TS-SB-1	7/18/2001	0.37	U	mg/kg			
			OU5-CTA-1B-5153TS-SB-2	7/18/2001	0.57	J	mg/kg			
			OU5-CTA-1B-5153TS-SB-3	7/18/2001	1.3	J	mg/kg			
			OU5-CTA-1B-5153TS-SB-4	7/18/2001	1.2	J	mg/kg			
			OU5-CTA-1B-5153TS-SB-5	7/18/2001	0.66	J	mg/kg			
			OU5-CTA-1B-5153TS-SB-6	7/18/2001	0.39	U	mg/kg			

Area	Group	Address	Sample ID	Sample Date	Result \1	Units	Duplicate Match	Specialty Boring?	Grid Sampled?
CSA	2	5153 Yuma Street						No	No
			OU5-CSA-2-5153YS-1	6/14/2001	2.1 J	mg/kg			
			OU5-CSA-2-5153YS-2	6/14/2001	4.7	mg/kg			
CTA	1C	5154 Tilden Street						No	No
			OU5-CTA-1C-5154TS-1	9/18/2001	3.8	mg/kg			
			OU5-CTA-1C-5154TS-2	9/18/2001	4.3	mg/kg			
			OU5-CTA-1C-5154TS-3	9/18/2001	4.8	mg/kg			
			OU5-CTA-1C-5154TS-4	9/18/2001	7.5	mg/kg			
			OU5-CTA-1C-5154TS-SB1	9/18/2001	1.2 J	mg/kg			
			OU5-CTA-1C-5154TS-SB10	9/18/2001	2.1 J	mg/kg			
			OU5-CTA-1C-5154TS-SB2	9/18/2001	1.3 J	mg/kg			
			OU5-CTA-1C-5154TS-SB3	9/18/2001	3.2	mg/kg			
			OU5-CTA-1C-5154TS-SB4	9/18/2001	2.8	mg/kg			
			OU5-CTA-1C-5154TS-SB5	9/18/2001	2.2	mg/kg			
			OU5-CTA-1C-5154TS-SB6	9/18/2001	3.2	mg/kg			
			OU5-CTA-1C-5154TS-SB7	9/18/2001	3	mg/kg			
			OU5-CTA-1C-5154TS-SB8	9/18/2001	3	mg/kg			
			OU5-CTA-1C-5154TS-SB9	9/18/2001	3.1	mg/kg			
CTA	1B	5155 Rockwood Parkway						No	No
			OU5-CTA-1B-5155RP-1	7/18/2001	2.8	mg/kg			
			OU5-CTA-1B-5155RP-2	7/18/2001	2.9	mg/kg			
			OU5-CTA-1B-5155RP-3	7/18/2001	3.8	mg/kg			
			OU5-CTA-1B-5155RP-4	7/18/2001	3	mg/kg			
			OU5-CTA-1B-5155RP-SB-1	7/18/2001	1.3 J	mg/kg			
			OU5-CTA-1B-5155RP-SB-2	7/18/2001	1.2 J	mg/kg			
			OU5-CTA-1B-5155RP-SB-3	7/18/2001	0.53 J	mg/kg			
			OU5-CTA-1B-5155RP-SB-4	7/18/2001	0.51 J	mg/kg			
			OU5-CTA-1B-5155RP-SB-5	7/18/2001	0.74 J	mg/kg			
			OU5-CTA-1B-5155RP-SB-6	7/18/2001	2.5	mg/kg			
CTA	1C	5160 Tilden Street						No	No
			OU5-CTA-1C-5160TS-1	6/13/2001	3.5	mg/kg			
			OU5-CTA-1C-5160TS-2	6/13/2001	4.3	mg/kg			
			OU5-CTA-1C-5160TS-3	6/13/2001	2.5 J	mg/kg			
			OU5-CTA-1C-5160TS-4	6/13/2001	2.6	mg/kg			
			OU5-CTA-1C-5160TS-DUP04	6/13/2001	3.1	mg/kg	OU5-CTA-1C-5160TS-2		

Area	Group	Address	Sample ID	Sample Date	Result \1		Units	Duplicate Match	Specialty Boring?	Grid Sampled?
			OU5-CTA-1C-5160TS-SB-1	6/13/2001	4.2		mg/kg			
			OU5-CTA-1C-5160TS-SB-2	6/13/2001	2.3	J	mg/kg			
			OU5-CTA-1C-5160TS-SB-3	6/13/2001	2.5		mg/kg			
			OU5-CTA-1C-5160TS-SB-4	6/13/2001	1.4	J	mg/kg			
			OU5-CTA-1C-5160TS-SB-5	6/13/2001	0.9	J	mg/kg			
			OU5-CTA-1C-5160TS-SB-6	6/13/2001	0.71	J	mg/kg			
			OU5-CTA-1C-5160TS-SB-7	6/13/2001	2.6		mg/kg			
CTA	***1B***	***5163 Tilden Street***							***Yes***	***No***
			OU5-CTA-1B-5163TS-1	6/19/2001	2.9		mg/kg			
			OU5-CTA-1B-5163TS-2	6/19/2001	3.7		mg/kg			
			OU5-CTA-1B-5163TS-3	6/19/2001	3.6		mg/kg			
			OU5-CTA-1B-5163TS-4	6/19/2001	3.8		mg/kg			
			OU5-CTA-1B-5163TS-DUP08	6/19/2001	3.6		mg/kg	OU5-CTA-1B-5163TS-3		
			OU5-CTA-1B-5163TS-SB-1	6/19/2001	1.9	J	mg/kg			
			OU5-CTA-1B-5163TS-SB-10	6/19/2001	1.6	J	mg/kg			
			OU5-CTA-1B-5163TS-SB-2	6/19/2001	0.93	J	mg/kg			
			OU5-CTA-1B-5163TS-SB-3	6/19/2001	2.5		mg/kg			
			OU5-CTA-1B-5163TS-SB-4	6/19/2001	3.9		mg/kg			
			OU5-CTA-1B-5163TS-SB-5	6/19/2001	4.4	J	mg/kg			
			OU5-CTA-1B-5163TS-SB-6	6/19/2001	2.9	J	mg/kg			
			OU5-CTA-1B-5163TS-SB-7	6/19/2001	3.2		mg/kg			
			OU5-CTA-1B-5163TS-SB-8	6/19/2001	3		mg/kg			
			OU5-CTA-1B-5163TS-SB-9	6/19/2001	2.3	J	mg/kg			
CTA	***1B***	***5165 Rockwood Parkway***							***No***	***No***
			OU5-CTA-1B-5165RP-1	3/19/2002	2.4		mg/kg			
			OU5-CTA-1B-5165RP-2	3/19/2002	2.7		mg/kg			
			OU5-CTA-1B-5165RP-3	3/19/2002	2.9		mg/kg			
			OU5-CTA-1B-5165RP-4	3/19/2002	3		mg/kg			
			OU5-CTA-1B-5165RP-SB1	3/19/2002	2.2		mg/kg			
			OU5-CTA-1B-5165RP-SB2	3/19/2002	1.5	J	mg/kg			
			OU5-CTA-1B-5165RP-SB3	3/19/2002	1.8		mg/kg			
			OU5-CTA-1B-5165RP-SB4	3/19/2002	2		mg/kg			
			OU5-CTA-1B-5165RP-SB5	3/19/2002	1.8		mg/kg			
			OU5-CTA-1B-5165RP-SB6	3/19/2002	2.5		mg/kg			
CTA	***1C***	***5166 Tilden Street***							***No***	***No***
			OU5-CTA-1C-5166TS-1	6/14/2001	1.9	J	mg/kg			

Area	Group	Address	Sample ID	Sample Date	Result \1		Units	Duplicate Match	Specialty Boring?	Grid Sampled?
			OU5-CTA-1C-5166TS-2	6/14/2001	2.2	J	mg/kg			
			OU5-CTA-1C-5166TS-3	6/14/2001	3.2		mg/kg			
			OU5-CTA-1C-5166TS-4	6/14/2001	2.2	J	mg/kg			
			OU5-CTA-1C-5166TS-SB1	6/14/2001	3.7		mg/kg			
			OU5-CTA-1C-5166TS-SB10	6/14/2001	1.3	J	mg/kg			
			OU5-CTA-1C-5166TS-SB2	6/14/2001	1	J	mg/kg			
			OU5-CTA-1C-5166TS-SB3	6/14/2001	0.99	J	mg/kg			
			OU5-CTA-1C-5166TS-SB4	6/14/2001	1.1	J	mg/kg			
			OU5-CTA-1C-5166TS-SB5	6/14/2001	1.2	J	mg/kg			
			OU5-CTA-1C-5166TS-SB6	6/14/2001	0.96	J	mg/kg			
			OU5-CTA-1C-5166TS-SB7	6/14/2001	0.83	J	mg/kg			
			OU5-CTA-1C-5166TS-SB8	6/14/2001	1.4	J	mg/kg			
			OU5-CTA-1C-5166TS-SB9	6/14/2001	1.5	J	mg/kg			
			OU5-CTA-1C-5166TS-SBDUP08	6/14/2001	0.93	J	mg/kg	OU5-CTA-1C-5166TS-SB3		
CTA	***1B***	***5169 Tilden Street***							***Yes***	***No***
			OU5-CTA-1B-5169TS-1	6/26/2001	6.4		mg/kg			
			OU5-CTA-1B-5169TS-2	6/26/2001	3.8		mg/kg			
			OU5-CTA-1B-5169TS-3	6/26/2001	4.6		mg/kg			
			OU5-CTA-1B-5169TS-4	6/26/2001	5.9		mg/kg			
			OU5-CTA-1B-5169TS-SB1	6/26/2001	2.4		mg/kg			
			OU5-CTA-1B-5169TS-SB2	6/26/2001	1.8	J	mg/kg			
			OU5-CTA-1B-5169TS-SB3	6/26/2001	1.7	J	mg/kg			
			OU5-CTA-1B-5169TS-SB4	6/26/2001	1.1	J	mg/kg			
			OU5-CTA-1B-5169TS-SB5	6/26/2001	22.8		mg/kg			
			OU5-CTA-1B-5169TS-SB6	6/26/2001	4.9		mg/kg			
CTA	***1C***	***5170 Tilden Street***							***Yes***	***No***
			OU5-CTA-1C-5170TS-1	8/22/2001	6.2		mg/kg			
			OU5-CTA-1C-5170TS-2	8/22/2001	7.1		mg/kg			
			OU5-CTA-1C-5170TS-3	8/22/2001	6.6		mg/kg			
			OU5-CTA-1C-5170TS-4	8/22/2001	6		mg/kg			
			OU5-CTA-1C-5170TS-SB1	8/22/2001	2	J	mg/kg			
			OU5-CTA-1C-5170TS-SB2	8/22/2001	4.5		mg/kg			
			OU5-CTA-1C-5170TS-SB3	8/22/2001	2.8		mg/kg			
			OU5-CTA-1C-5170TS-SB4	8/22/2001	3.1		mg/kg			
			OU5-CTA-1C-5170TS-SB5	8/22/2001	2	J	mg/kg			
			OU5-CTA-1C-5170TS-SB6	8/22/2001	1.8	J	mg/kg			

Area	Group	Address	Sample ID	Sample Date	Result \1		Units	Duplicate Match	Specialty Boring?	Grid Sampled?
			OU5-CTA-1C-5170TS-SB7	8/22/2001	0.54	U	mg/kg			
			OU5-CTA-1C-5170TS-SB8	8/22/2001	0.54	U	mg/kg			
CTA	**1B**	**5175 Tilden Street**							**Yes**	**No**
			OU5-CTA-1B-5175TS-1	7/17/2001	2.5	J	mg/kg			
			OU5-CTA-1B-5175TS-2	7/17/2001	12		mg/kg			
			OU5-CTA-1B-5175TS-3	7/17/2001	4.1		mg/kg			
			OU5-CTA-1B-5175TS-4	7/17/2001	4.5		mg/kg			
			OU5-CTA-1B-5175TS-SB1	7/17/2001	1.9	J	mg/kg			
			OU5-CTA-1B-5175TS-SB2	7/17/2001	2.2	J	mg/kg			
			OU5-CTA-1B-5175TS-SB3	7/17/2001	1.5	J	mg/kg			
			OU5-CTA-1B-5175TS-SB4	7/17/2001	2.1	J	mg/kg			
			OU5-CTA-1B-5175TS-SB5	7/17/2001	2.9		mg/kg			
			OU5-CTA-1B-5175TS-SB6	7/17/2001	2.1	J	mg/kg			
CSA	**13**	**5201 Loughboro Road, Lot 100**							**No**	**No**
			OU5-CSA-13-L100-1	1/9/2002	1.6	J	mg/kg			
			OU5-CSA-13-L100-2	1/9/2002	2.6		mg/kg			
CSA	**13**	**5201 Loughboro Road, Lot 101**							**No**	**No**
			OU5-CSA-13-L101-1	1/9/2002	6.5		mg/kg			
			OU5-CSA-13-L101-2	1/9/2002	11.2		mg/kg			
CSA	**13**	**5201 Loughboro Road, Lot 102**							**No**	**No**
			OU5-CSA-13-L102-1	1/9/2002	5.9		mg/kg			
			OU5-CSA-13-L102-2	1/9/2002	7.2		mg/kg			
CSA	**13**	**5201 Loughboro Road, Lot 103**							**No**	**No**
			OU5-CSA-13-L103-1	1/9/2002	3.3		mg/kg			
			OU5-CSA-13-L103-2	1/9/2002	3.3		mg/kg			
CSA	**13**	**5201 Loughboro Road, Lot 88**							**No**	**No**
			OU5-CSA-13-L86-1	1/9/2002	2.6		mg/kg			
			OU5-CSA-13-L86-2	1/9/2002	2.4		mg/kg			
			OU5-CSA-13-L88-1	1/9/2002	4.2		mg/kg			
			OU5-CSA-13-L88-2	1/9/2002	4.1		mg/kg			
CSA	**13**	**5201 Loughboro Road, Lot 89**							**No**	**No**
			OU5-CSA-13-L89-1	1/9/2002	3		mg/kg			
			OU5-CSA-13-L89-2	1/9/2002	4.8		mg/kg			

Area	Group	Address	Sample ID	Sample Date	Result \1	Units	Duplicate Match	Specialty Boring?	Grid Sampled?
CSA	13	5201 Loughboro Road, Lot 90						No	No
			OU5-CSA-13-L90-1	12/5/2001	2.4	mg/kg			
			OU5-CSA-13-L90-2	12/5/2001	3.4	mg/kg			
CSA	13	5201 Loughboro Road, Lot 91						No	No
			OU5-CSA-13-L91-1	12/5/2001	2.7	mg/kg			
			OU5-CSA-13-L91-2	12/5/2001	2.3	mg/kg			
CSA	13	5201 Loughboro Road, Lot 92						No	No
			OU5-CSA-13-L92-1	12/5/2001	2.6 J	mg/kg			
			OU5-CSA-13-L92-2	12/5/2001	3.2	mg/kg			
CSA	13	5201 Loughboro Road, Lot 96						No	No
			OU5-CSA-13-L96-1	1/9/2002	4.3	mg/kg			
			OU5-CSA-13-L96-2	1/9/2002	1.9 J	mg/kg			
			OU5-CSA-13-L96-DUP102	1/9/2002	8.7	mg/kg	OU5-CSA-13-L96-1		
CSA	13	5201 Loughboro Road, Lot 97						No	No
			OU5-CSA-13-L97-1	1/9/2002	2.9	mg/kg			
			OU5-CSA-13-L97-2	1/9/2002	4.6	mg/kg			
CSA	13	5201 Loughboro Road, Lot 98						No	No
			OU5-CSA-13-L98-1	1/9/2002	4.3	mg/kg			
			OU5-CSA-13-L98-2	1/9/2002	5.9	mg/kg			
CSA	13	5201 Loughboro Road, Lot 99						No	No
			OU5-CSA-13-L99-1	1/9/2002	2.9	mg/kg			
			OU5-CSA-13-L99-2	1/9/2002	2.6	mg/kg			
CTA	1B	5201 Upton Terrace						No	No
			OU5-CTA-1B-5201UT-1	8/13/2001	2.4 J	mg/kg			
			OU5-CTA-1B-5201UT-2	8/13/2001	5.8	mg/kg			
			OU5-CTA-1B-5201UT-3	8/13/2001	2.2 J	mg/kg			
			OU5-CTA-1B-5201UT-4	8/13/2001	2.5	mg/kg			
			OU5-CTA-1B-5201UT-SB1	8/13/2001	2 J	mg/kg			
			OU5-CTA-1B-5201UT-SB2	8/13/2001	2.7	mg/kg			
			OU5-CTA-1B-5201UT-SB3	8/13/2001	0.69 U	mg/kg			
			OU5-CTA-1B-5201UT-SB4	8/13/2001	9.4	mg/kg			
			OU5-CTA-1B-5201UT-SB5	8/13/2001	7.5	mg/kg			

Area	Group	Address	Sample ID	Sample Date	Result \1	Units	Duplicate Match	Specialty Boring?	Grid Sampled?
			OU5-CTA-1B-5201UT-SB6	8/13/2001	5.1	mg/kg			
			OU5-CTA-1B-5201UT-SB7	8/13/2001	0.59 J	mg/kg			
CTA	**1B**	**5208 Upton Terrace**						**No**	**No**
			OU5-CTA-1B-5208UT-1	8/30/2001	1.8 J	mg/kg			
			OU5-CTA-1B-5208UT-2	8/30/2001	1.3 J	mg/kg			
			OU5-CTA-1B-5208UT-3	8/30/2001	5.7	mg/kg			
			OU5-CTA-1B-5208UT-4	8/30/2001	3.8	mg/kg			
			OU5-CTA-1B-5208UT-SB-DUP64	8/30/2001	0.67 J	mg/kg	OU5-CTA-1B-5208UT-SB5		
			OU5-CTA-1B-5208UT-SB1	8/30/2001	0.4 U	mg/kg			
			OU5-CTA-1B-5208UT-SB2	8/30/2001	0.39 U	mg/kg			
			OU5-CTA-1B-5208UT-SB3	8/30/2001	0.39 U	mg/kg			
			OU5-CTA-1B-5208UT-SB4	8/30/2001	1.2 J	mg/kg			
			OU5-CTA-1B-5208UT-SB5	8/30/2001	0.58 J	mg/kg			
			OU5-CTA-1B-5208UT-SB6	8/30/2001	0.38 U	mg/kg			
CTA	**1B**	**5209 Upton Terrace**						**No**	**No**
			OU5-CTA-1B-5209UT-1	3/19/2002	2.1	mg/kg			
			OU5-CTA-1B-5209UT-2	3/19/2002	1.8	mg/kg			
			OU5-CTA-1B-5209UT-3	3/19/2002	3.7	mg/kg			
			OU5-CTA-1B-5209UT-4	3/19/2002	3.3	mg/kg			
			OU5-CTA-1B-5209UT-SB-DUP103	3/19/2002	1.9	mg/kg	OU5-CTA-1B-5209UT-SB2		
			OU5-CTA-1B-5209UT-SB1	3/19/2002	3.2	mg/kg			
			OU5-CTA-1B-5209UT-SB2	3/19/2002	1.6	mg/kg			
			OU5-CTA-1B-5209UT-SB3	3/19/2002	2.1	mg/kg			
CTA	**1B**	**5212 Upton Terrace**						**Yes**	**No**
			OU5-CTA-1B-5212UT-1	7/12/2001	3.2	mg/kg			
			OU5-CTA-1B-5212UT-2	7/12/2001	4.5	mg/kg			
			OU5-CTA-1B-5212UT-3	7/12/2001	2.9	mg/kg			
			OU5-CTA-1B-5212UT-4	7/12/2001	3.7	mg/kg			
			OU5-CTA-1B-5212UT-DUP-19	7/12/2001	4.7	mg/kg	OU5-CTA-1B-5212UT-3		
			OU5-CTA-1B-5212UT-SB1	7/12/2001	3.5	mg/kg			
			OU5-CTA-1B-5212UT-SB2	7/12/2001	4.1	mg/kg			
			OU5-CTA-1B-5212UT-SB3	7/12/2001	2.2	mg/kg			
			OU5-CTA-1B-5212UT-SB4	7/12/2001	2 J	mg/kg			
			OU5-CTA-1B-5212UT-SB5	7/12/2001	0.94 J	mg/kg			
			OU5-CTA-1B-5212UT-SB6	7/12/2001	1.5 J	mg/kg			

Area	Group	Address	Sample ID	Sample Date	Result \1	Units	Duplicate Match	Specialty Boring?	Grid Sampled?
CSA	13	5220 Little Falls Road, Lot 87						No	No
			OU5-CSA-13-L87-1	1/9/2002	2.9	mg/kg			
			OU5-CSA-13-L87-2	1/9/2002	3.4	mg/kg			
CTA	1B	DC/Nat'l Park Dalecarlia Parkway, Lot 10						No	Yes
			OU5-CTA-1B-L10-1	8/20/2001	2.6 J	mg/kg			
			OU5-CTA-1B-L10-2	8/20/2001	13.8	mg/kg			
			OU5-CTA-1B-L10-3	8/20/2001	3.9	mg/kg			
			OU5-CTA-1B-L10-4	8/20/2001	2.3 J	mg/kg			
			OU5-CTA-1B-L10-SB1	8/20/2001	2.9	mg/kg			
			OU5-CTA-1B-L10-SB2	8/20/2001	4.7	mg/kg			
			OU5-CTA-1B-L10-SB3	8/20/2001	4.7	mg/kg			
			OU5-CTA-1B-L10-SB4	8/20/2001	2.6	mg/kg			
			OU5-CTA-1B-L10-SB5	8/20/2001	3.3	mg/kg			
			OU5-CTA-1B-L10-SB6	8/20/2001	0.87 J	mg/kg			
			OU5-CTA-1B-L10-SB7	8/20/2001	0.6 U	mg/kg			
CTA	1B	DC/Nat'l Park Dalecarlia Parkway, Lot 5						No	No
			OU5-CTA-1B-L5-1	8/20/2001	6.7	mg/kg			
			OU5-CTA-1B-L5-2	8/20/2001	6.1	mg/kg			
			OU5-CTA-1B-L5-3	8/20/2001	6	mg/kg			
			OU5-CTA-1B-L5-4	8/20/2001	7.9	mg/kg			
			OU5-CTA-1B-L5-SB-DUP58	8/20/2001	1.2 J	mg/kg	OU5-CTA-1B-L5-SB5		
			OU5-CTA-1B-L5-SB1	8/20/2001	4.3	mg/kg			
			OU5-CTA-1B-L5-SB2	8/20/2001	4.9	mg/kg			
			OU5-CTA-1B-L5-SB3	8/20/2001	3.6	mg/kg			
			OU5-CTA-1B-L5-SB4	8/20/2001	5.1	mg/kg			
			OU5-CTA-1B-L5-SB5	8/20/2001	1.1 J	mg/kg			
			OU5-CTA-1B-L5-SB6	8/20/2001	1.3 J	mg/kg			
CTA	1B	DC/Nat'l Park Dalecarlia Parkway, Lot 6						No	No
			OU5-CTA-1B-L6-1	8/20/2001	4.8	mg/kg			
			OU5-CTA-1B-L6-2	8/20/2001	2.9	mg/kg			
			OU5-CTA-1B-L6-3	8/20/2001	4.7	mg/kg			
			OU5-CTA-1B-L6-4	8/20/2001	4.1	mg/kg			
			OU5-CTA-1B-L6-DUP47	8/20/2001	5.8	mg/kg	OU5-CTA-1B-L6-3		
			OU5-CTA-1B-L6-SB1	8/20/2001	1.6 J	mg/kg			
			OU5-CTA-1B-L6-SB2	8/20/2001	2.3	mg/kg			

Area	Group	Address	Sample ID	Sample Date	Result \1		Units	Duplicate Match	Specialty Boring?	Grid Sampled?
			OU5-CTA-1B-L6-SB3	8/20/2001	2.1	J	mg/kg			
			OU5-CTA-1B-L6-SB4	8/20/2001	0.4	U	mg/kg			
			OU5-CTA-1B-L6-SB5	8/20/2001	0.38	U	mg/kg			
			OU5-CTA-1B-L6-SB6	8/20/2001	0.86	J	mg/kg			
CTA	***1B***	***DC/Nat'l Park Dalecarlia Parkway, Lot 7***							***No***	***No***
			OU5-CTA-1B-L7-1	8/20/2001	3.1		mg/kg			
			OU5-CTA-1B-L7-2	8/20/2001	4.6		mg/kg			
			OU5-CTA-1B-L7-3	8/20/2001	3.1		mg/kg			
			OU5-CTA-1B-L7-4	8/20/2001	3.4		mg/kg			
			OU5-CTA-1B-L7-SB1	8/20/2001	2.1	J	mg/kg			
			OU5-CTA-1B-L7-SB2	8/20/2001	1.9	J	mg/kg			
			OU5-CTA-1B-L7-SB3	8/20/2001	0.69	J	mg/kg			
			OU5-CTA-1B-L7-SB4	8/20/2001	0.87	J	mg/kg			
			OU5-CTA-1B-L7-SB5	8/20/2001	1.4	J	mg/kg			
			OU5-CTA-1B-L7-SB6	8/20/2001	0.55	J	mg/kg			
CTA	***1B***	***DC/Nat'l Park Dalecarlia Parkway, Lot 8***							***No***	***No***
			OU5-CTA-1B-L8-1	8/20/2001	2.8		mg/kg			
			OU5-CTA-1B-L8-2	8/20/2001	3.2		mg/kg			
			OU5-CTA-1B-L8-3	8/20/2001	2.2	J	mg/kg			
			OU5-CTA-1B-L8-4	8/20/2001	3		mg/kg			
			OU5-CTA-1B-L8-SB1	8/20/2001	2.3		mg/kg			
			OU5-CTA-1B-L8-SB2	8/20/2001	1.2	J	mg/kg			
			OU5-CTA-1B-L8-SB3	8/20/2001	1.3	J	mg/kg			
			OU5-CTA-1B-L8-SB4	8/20/2001	0.56	J	mg/kg			
			OU5-CTA-1B-L8-SB5	8/20/2001	0.55	J	mg/kg			
			OU5-CTA-1B-L8-SB6	8/20/2001	0.88	J	mg/kg			
CTA	***1B***	***DC/Nat'l Park Dalecarlia Parkway, Lot 9***							***No***	***No***
			OU5-CTA-1B-L9-1	8/20/2001	2	J	mg/kg			
			OU5-CTA-1B-L9-2	8/20/2001	1.8	J	mg/kg			
			OU5-CTA-1B-L9-3	8/20/2001	3.9		mg/kg			
			OU5-CTA-1B-L9-4	8/20/2001	1.8	J	mg/kg			
			OU5-CTA-1B-L9-DUP44	8/20/2001	2.8		mg/kg	OU5-CTA-1B-L9-2		
			OU5-CTA-1B-L9-SB-DUP57	8/20/2001	1.3	J	mg/kg	OU5-CTA-1B-L9-SB4		
			OU5-CTA-1B-L9-SB1	8/20/2001	2.7	J	mg/kg			
			OU5-CTA-1B-L9-SB2	8/20/2001	2.9		mg/kg			
			OU5-CTA-1B-L9-SB3	8/20/2001	2.2	J	mg/kg			

Area	Group	Address	Sample ID	Sample Date	Result \1		Units	Duplicate Match	Specialty Boring?	Grid Sampled?
			OU5-CTA-1B-L9-SB4	8/20/2001	1.4	J	mg/kg			
			OU5-CTA-1B-L9-SB5	8/20/2001	1.6	J	mg/kg			
			OU5-CTA-1B-L9-SB6	8/20/2001	3		mg/kg			
CSA	***5***	***Friendship Park 45th Street, Lot 1***							***No***	***No***
			OU5-CSA-5-L1-1	1/4/2002	3.6	J	mg/kg			
			OU5-CSA-5-L1-2	1/4/2002	4.8		mg/kg			
CSA	***5***	***Friendship Park 45th Street, Lot 16***							***Yes***	***No***
			OU5-CSA-5-L16-1	1/3/2002	2.9		mg/kg			
			OU5-CSA-5-L16-2	1/3/2002	3.3		mg/kg			
			OU5-CSA-5-L16-SBA1	1/3/2002	2.4		mg/kg			
			OU5-CSA-5-L16-SBA2	1/3/2002	2.6		mg/kg			
			OU5-CSA-5-L16-SBA3	1/3/2002	1.6	J	mg/kg			
			OU5-CSA-5-L16-SBA4	1/3/2002	2.5		mg/kg			
			OU5-CSA-5-L16-SBA5	1/3/2002	1.5	J	mg/kg			
			OU5-CSA-5-L16-SBA6	1/3/2002	0.57	J	mg/kg			
			OU5-CSA-5-L16-SBB1	1/3/2002	3.3		mg/kg			
			OU5-CSA-5-L16-SBB2	1/3/2002	3.5		mg/kg			
			OU5-CSA-5-L16-SBB3	1/3/2002	0.96	J	mg/kg			
			OU5-CSA-5-L16-SBB4	1/3/2002	1.5	J	mg/kg			
			OU5-CSA-5-L16-SBB5	1/3/2002	1.5	J	mg/kg			
CSA	***5***	***Friendship Park 45th Street, Lot 17***							***No***	***No***
			OU5-CSA-5-L17-1	1/3/2002	5.5		mg/kg			
			OU5-CSA-5-L17-2	1/3/2002	4.4		mg/kg			
CSA	***5***	***Friendship Park 45th Street, Lot 18***							***Yes***	***No***
			OU5-CSA-5-L18-1	1/3/2002	5.7		mg/kg			
			OU5-CSA-5-L18-2	1/3/2002	4.9		mg/kg			
			OU5-CSA-5-L18-SB1	1/3/2002	1.8	J	mg/kg			
			OU5-CSA-5-L18-SB2	1/3/2002	4.3		mg/kg			
			OU5-CSA-5-L18-SB3	1/3/2002	2.6		mg/kg			
			OU5-CSA-5-L18-SB4	1/3/2002	4		mg/kg			
			OU5-CSA-5-L18-SB5	1/3/2002	3.7		mg/kg			
			OU5-CSA-5-L18-SB6	1/3/2002	3		mg/kg			
			OU5-CSA-5-L18-SB7	1/3/2002	1.3	J	mg/kg			
			OU5-CSA-5-L18-SB8	1/3/2002	1.9	J	mg/kg			

Area	Group	Address	Sample ID	Sample Date	Result \1		Units	Duplicate Match	Specialty Boring?	Grid Sampled?
CSA	5	Friendship Park 45th Street, Lot 19							Yes	No
			OU5-CSA-5-L19-1	1/3/2002	4.1		mg/kg			
			OU5-CSA-5-L19-2	1/3/2002	3.7		mg/kg			
			OU5-CSA-5-L19-SB1	1/3/2002	3.9		mg/kg			
			OU5-CSA-5-L19-SB10	1/3/2002	0.9	J	mg/kg			
			OU5-CSA-5-L19-SB2	1/3/2002	1.4	J	mg/kg			
			OU5-CSA-5-L19-SB3	1/3/2002	3.7		mg/kg			
			OU5-CSA-5-L19-SB4	1/3/2002	3.7		mg/kg			
			OU5-CSA-5-L19-SB5	1/3/2002	3.3		mg/kg			
			OU5-CSA-5-L19-SB6	1/3/2002	3.8		mg/kg			
			OU5-CSA-5-L19-SB7	1/3/2002	2.2	J	mg/kg			
			OU5-CSA-5-L19-SB8	1/3/2002	2.1	J	mg/kg			
			OU5-CSA-5-L19-SB9	1/3/2002	1.8	J	mg/kg			
CSA	5	Friendship Park 45th Street, Lot 2							Yes	No
			OU5-CSA-5-L2-1	1/4/2002	5.6		mg/kg			
			OU5-CSA-5-L2-2	1/4/2002	4.5		mg/kg			
			OU5-CSA-5-L2-SB1	1/4/2002	4.4		mg/kg			
			OU5-CSA-5-L2-SB2	1/4/2002	6.7		mg/kg			
			OU5-CSA-5-L2-SB3	1/4/2002	4		mg/kg			
			OU5-CSA-5-L2-SB4	1/4/2002	1.7	J	mg/kg			
			OU5-CSA-5-L2-SB5	1/4/2002	0.96	J	mg/kg			
			OU5-CSA-5-L2-SB6	1/4/2002	1.9	J	mg/kg			
CSA	5	Friendship Park 45th Street, Lot 20							No	No
			OU5-CSA-5-L20-1	1/3/2002	2.8		mg/kg			
			OU5-CSA-5-L20-2	1/3/2002	2.6		mg/kg			
CSA	5	Friendship Park 45th Street, Lot 21							Yes	No
			OU5-CSA-5-L21-1	1/3/2002	2.8		mg/kg			
			OU5-CSA-5-L21-2	1/3/2002	2.9		mg/kg			
			OU5-CSA-5-L21-SB1	1/3/2002	2.3		mg/kg			
			OU5-CSA-5-L21-SB2	1/3/2002	0.47	J	mg/kg			
			OU5-CSA-5-L21-SB3	1/3/2002	0.41	J	mg/kg			
			OU5-CSA-5-L21-SB4	1/3/2002	0.6	J	mg/kg			
			OU5-CSA-5-L21-SB5	1/3/2002	0.38	U	mg/kg			
			OU5-CSA-5-L21-SB6	1/3/2002	0.71	J	mg/kg			

Area	Group	Address	Sample ID	Sample Date	Result \1		Units	Duplicate Match	Specialty Boring?	Grid Sampled?
CSA	5	Friendship Park 45th Street, Lot 22							No	No
			OU5-CSA-5-L22-1	1/3/2002	4		mg/kg			
			OU5-CSA-5-L22-2	1/3/2002	3.9		mg/kg			
CSA	5	Friendship Park 45th Street, Lot 23							No	No
			OU5-CSA-5-L23-1	1/3/2002	3.5		mg/kg			
			OU5-CSA-5-L23-2	1/3/2002	3.6		mg/kg			
			OU5-CSA-5-L23-DUP99	1/3/2002	3.7		mg/kg	OU5-CSA-5-L23-1		
CSA	5	Friendship Park 45th Street, Lot 24							No	No
			OU5-CSA-5-L24-1	1/3/2002	2.9		mg/kg			
			OU5-CSA-5-L24-2	1/3/2002	3.7		mg/kg			
CSA	5	Friendship Park 45th Street, Lot 25							Yes	No
			OU5-CSA-5-L25-1	1/4/2002	3		mg/kg			
			OU5-CSA-5-L25-2	1/4/2002	7.8		mg/kg			
			OU5-CSA-5-L25-SB-DUP97	1/4/2002	2.9		mg/kg	OU5-CSA-5-L25-SBB4		
			OU5-CSA-5-L25-SB-DUP98	1/4/2002	4.4		mg/kg	OU5-CSA-5-L25-SBC5		
			OU5-CSA-5-L25-SBA1	1/4/2002	4.2		mg/kg			
			OU5-CSA-5-L25-SBA2	1/4/2002	2		mg/kg			
			OU5-CSA-5-L25-SBA3	1/4/2002	1.4	J	mg/kg			
			OU5-CSA-5-L25-SBA4	1/4/2002	1.4	J	mg/kg			
			OU5-CSA-5-L25-SBA5	1/4/2002	1.1	J	mg/kg			
			OU5-CSA-5-L25-SBA6	1/4/2002	1.3	J	mg/kg			
			OU5-CSA-5-L25-SBB1	1/4/2002	2.9	J	mg/kg			
			OU5-CSA-5-L25-SBB2	1/4/2002	5.8		mg/kg			
			OU5-CSA-5-L25-SBB3	1/4/2002	2.1		mg/kg			
			OU5-CSA-5-L25-SBB4	1/4/2002	2.3		mg/kg			
			OU5-CSA-5-L25-SBB5	1/4/2002	2.8		mg/kg			
			OU5-CSA-5-L25-SBB6	1/4/2002	0.92	J	mg/kg			
			OU5-CSA-5-L25-SBC1	1/4/2002	6.2		mg/kg			
			OU5-CSA-5-L25-SBC2	1/4/2002	2		mg/kg			
			OU5-CSA-5-L25-SBC3	1/4/2002	7.1		mg/kg			
			OU5-CSA-5-L25-SBC4	1/4/2002	2.7		mg/kg			
			OU5-CSA-5-L25-SBC5	1/4/2002	3.8		mg/kg			
			OU5-CSA-5-L25-SBC6	1/4/2002	1.7		mg/kg			
CSA	5	Friendship Park 45th Street, Lot 27							No	No
			OU5-CSA-5-L27-1	1/4/2002	4		mg/kg			

Area	Group	Address	Sample ID	Sample Date	Result \1	Units	Duplicate Match	Specialty Boring?	Grid Sampled?
			OU5-CSA-5-L27-2	1/4/2002	5.1	mg/kg			
CSA	5	Friendship Park 45th Street, Lot 28						No	No
			OU5-CSA-5-L28-1	1/4/2002	4.3	mg/kg			
			OU5-CSA-5-L28-2	1/4/2002	2.8 J	mg/kg			
CSA	5	Friendship Park 45th Street, Lot 4						No	No
			OU5-CSA-5-L4-1	1/4/2002	3.8	mg/kg			
			OU5-CSA-5-L4-2	1/4/2002	4.1	mg/kg			
CSA	5	Friendship Park 45th Street, Lot 5						Yes	No
			OU5-CSA-5-L5-1	1/4/2002	5.4	mg/kg			
			OU5-CSA-5-L5-2	1/4/2002	3.5	mg/kg			
			OU5-CSA-5-L5-SB-DUP99	1/4/2002	1 J	mg/kg	OU5-CSA-5-L5-SB6		
			OU5-CSA-5-L5-SB1	1/4/2002	3.3	mg/kg			
			OU5-CSA-5-L5-SB2	1/4/2002	2.6	mg/kg			
			OU5-CSA-5-L5-SB3	1/4/2002	1.9	mg/kg			
			OU5-CSA-5-L5-SB4	1/4/2002	1.5 J	mg/kg			
			OU5-CSA-5-L5-SB5	1/4/2002	1.2 J	mg/kg			
			OU5-CSA-5-L5-SB6	1/4/2002	2.7 J	mg/kg			
CSA	5	Friendship Park 45th Street, Lot 6						No	No
			OU5-CSA-5-L6-1	1/4/2002	4.8	mg/kg			
			OU5-CSA-5-L6-2	1/4/2002	3.9	mg/kg			
CSA	5	Friendship Park 45th Street, Lot 7						No	No
			OU5-CSA-5-L7-1	1/4/2002	2.7	mg/kg			
			OU5-CSA-5-L7-2	1/4/2002	2.8	mg/kg			
CSA	3	Lot 1 , Lot 1						No	No
			OU5-CSA-3-L1-1	8/31/2001	1.7	mg/kg			
			OU5-CSA-3-L1-2	8/31/2001	2.7	mg/kg			
CSA	3	Lot 2 Massachusetts Avenue						No	No
			OU5-CSA-3-L2-1	8/27/2002	2.5	mg/kg			
			OU5-CSA-3-L2-2	8/27/2002	2	mg/kg			
CSA	3	Lot 2 Massachusetts Avenue, Lot 2						No	No
			OU5-CSA-3-L2-1	8/27/2002	2.5	mg/kg			
			OU5-CSA-3-L2-2	8/27/2002	2	mg/kg			

Area	Group	Address	Sample ID	Sample Date	Result \1	Units	Duplicate Match	Specialty Boring?	Grid Sampled?
CSA	5	park-C 45th Street, Lot 26						No	No
			OU5-CSA-5-L26-1	8/23/2001	8.1	mg/kg			
			OU5-CSA-5-L26-2	8/23/2001	4.4	mg/kg			
			OU5-CSA-5-L26-DUP47	8/23/2001	4.9	mg/kg	OU5-CSA-5-L26-2		
CSA	5	park-C 45th Street, Lot 30						No	No
			OU5-CSA-5-L30-1	8/23/2001	5.3	mg/kg			
			OU5-CSA-5-L30-2	8/23/2001	5.2	mg/kg			
CSA	5	park-C 45th Street, Lot 31						No	No
			OU5-CSA-5-L31-1	8/23/2001	4.8	mg/kg			
			OU5-CSA-5-L31-2	8/23/2001	4.6	mg/kg			
CSA	5	park-C 45th Street, Lot 32						No	No
			OU5-CSA-5-L32-1	8/23/2001	4.7	mg/kg			
			OU5-CSA-5-L32-2	8/23/2001	6.4	mg/kg			
			OU5-CSA-5-L32-DUP48	8/23/2001	6.1	mg/kg	OU5-CSA-5-L32-1		
CSA	5	Van Ness Reservoir 45th Street, Lot 10						No	No
			OU5-CSA-5-L10-1	5/22/2002	3.1	mg/kg			
			OU5-CSA-5-L10-2	5/22/2002	3.7	mg/kg			
CSA	5	Van Ness Reservoir 45th Street, Lot 11						No	No
			OU5-CSA-5-L11-1	5/22/2002	3.6	mg/kg			
			OU5-CSA-5-L11-2	5/22/2002	2.8	mg/kg			
CSA	5	Van Ness Reservoir 45th Street, Lot 12						No	No
			OU5-CSA-5-L12-1	5/22/2002	2.2	mg/kg			
			OU5-CSA-5-L12-2	5/22/2002	2.2	mg/kg			
CSA	5	Van Ness Reservoir 45th Street, Lot 13						No	No
			OU5-CSA-5-L13-1	5/22/2002	2.5	mg/kg			
			OU5-CSA-5-L13-2	5/22/2002	2.5	mg/kg			
CSA	5	Van Ness Reservoir 45th Street, Lot 14						No	No
			OU5-CSA-5-L14-1	5/22/2002	2.6	mg/kg			
			OU5-CSA-5-L14-2	5/22/2002	3	mg/kg			
CSA	5	Van Ness Reservoir 45th Street, Lot 15						Yes	Yes + 1' arsenic boring
			OU5-CSA-5-L15-1	8/16/2001	21.9	mg/kg			

Area	Group	Address	Sample ID	Sample Date	Result \1		Units	Duplicate Match	Specialty Boring?	Grid Sampled?
			OU5-CSA-5-L15-2	8/16/2001	5.1		mg/kg			
			OU5-CSA-5-L15-DUP45	8/16/2001	4.5		mg/kg	OU5-CSA-5-L15-2		
			OU5-CSA-5-L15-SB1	8/16/2001	4		mg/kg			
			OU5-CSA-5-L15-SB2	8/16/2001	0.57	J	mg/kg			
			OU5-CSA-5-L15-SB3	8/16/2001	2.2		mg/kg			
			OU5-CSA-5-L15-SB4	8/16/2001	1.1	J	mg/kg			
			OU5-CSA-5-L15-SB5	8/16/2001	0.87	J	mg/kg			
			OU5-CSA-5-L15-SB6	8/16/2001	0.4	U	mg/kg			
CSA	5	Van Ness Reservoir 45th Street, Lot 3							No	No
			OU5-CSA-5-L3-1	8/7/2002	5.3	\2	mg/kg			
			OU5-CSA-5-L3-2	8/7/2002	5.1	\2	mg/kg			
CSA	5	Van Ness Reservoir 45th Street, Lot 33							No	No
			OU5-CSA-5-L33-1	5/22/2002	2.6		mg/kg			
			OU5-CSA-5-L33-2	5/22/2002	2.7		mg/kg			
CSA	5	Van Ness Reservoir 45th Street, Lot 34							No	No
			OU5-CSA-5-L34-1	5/22/2002	2.8		mg/kg			
			OU5-CSA-5-L34-2	5/22/2002	3.1		mg/kg			
CSA	5	Van Ness Reservoir 45th Street, Lot 8							No	No
			OU5-CSA-5-L8-1	5/22/2002	4		mg/kg			
			OU5-CSA-5-L8-2	5/22/2002	2.7		mg/kg			
CSA	5	Van Ness Reservoir 45th Street, Lot 9							No	No
			OU5-CSA-5-L9-1	5/22/2002	3.1		mg/kg			
			OU5-CSA-5-L9-2	5/22/2002	2.7		mg/kg			
CSA	13	Wash. Aqueduct , Lot 1							No	No
			OU5-CSA-13-L1-1	8/22/2001	0.76	J	mg/kg			
			OU5-CSA-13-L1-2	8/22/2001	2.2	J	mg/kg			
CSA	13	Wash. Aqueduct , Lot 10							No	No
			OU5-CSA-13-L10-1	8/28/2001	2.7		mg/kg			
			OU5-CSA-13-L10-2	8/28/2001	2.8		mg/kg			
CSA	13	Wash. Aqueduct , Lot 104							No	No
			OU5-CSA-13-L104-1	11/20/2001	4.5		mg/kg			
			OU5-CSA-13-L104-2	11/20/2001	6.7		mg/kg			

Area	Group	Address	Sample ID	Sample Date	Result \1	Units	Duplicate Match	Specialty Boring?	Grid Sampled?
CSA	13	Wash. Aqueduct , Lot 11						No	No
			OU5-CSA-13-L11-1	8/28/2001	3.5	mg/kg			
			OU5-CSA-13-L11-2	8/28/2001	3.6	mg/kg			
CSA	13	Wash. Aqueduct , Lot 12						No	No
			OU5-CSA-13-L12-1	8/28/2001	2.6	mg/kg			
			OU5-CSA-13-L12-2	8/28/2001	2.7 J	mg/kg			
CSA	13	Wash. Aqueduct , Lot 13						No	No
			OU5-CSA-13-L13-1	10/5/2001	3.9	mg/kg			
			OU5-CSA-13-L13-2	10/5/2001	3.3	mg/kg			
CSA	13	Wash. Aqueduct , Lot 14						No	No
			OU5-CSA-13-L14-1	10/5/2001	2.3 J	mg/kg			
			OU5-CSA-13-L14-2	10/5/2001	2.2 J	mg/kg			
CSA	13	Wash. Aqueduct , Lot 15						No	Yes + specialty boring
			OU5-CSA-13-L15-1	10/5/2001	26.1	mg/kg			
			OU5-CSA-13-L15-2	10/5/2001	64.4	mg/kg			
CSA	13	Wash. Aqueduct , Lot 16						No	No
			OU5-CSA-13-L16-1	10/5/2001	3.5	mg/kg			
			OU5-CSA-13-L16-2	10/5/2001	3.2 J	mg/kg			
CSA	13	Wash. Aqueduct , Lot 17						No	No
			OU5-CSA-13-L17-1	10/5/2001	4	mg/kg			
			OU5-CSA-13-L17-2	10/5/2001	4.2	mg/kg			
CSA	13	Wash. Aqueduct , Lot 18						No	No
			OU5-CSA-13-L18-1	10/5/2001	4.2	mg/kg			
			OU5-CSA-13-L18-2	10/5/2001	5.1	mg/kg			
CSA	13	Wash. Aqueduct , Lot 19						No	No
			OU5-CSA-13-L19-1	10/5/2001	8.8	mg/kg			
			OU5-CSA-13-L19-2	10/5/2001	3.1	mg/kg			
			OU5-CSA-13-L19-DUP70	10/5/2001	4	mg/kg	OU5-CSA-13-L19-1		
CSA	13	Wash. Aqueduct , Lot 2						No	No
			OU5-CSA-13-L2-1	8/22/2001	1.9 J	mg/kg			
			OU5-CSA-13-L2-2	8/22/2001	1.9 J	mg/kg			

Area	Group	Address	Sample ID	Sample Date	Result \1	Units	Duplicate Match	Specialty Boring?	Grid Sampled?
CSA	13	Wash. Aqueduct , Lot 20						No	No
			OU5-CSA-13-L20-1	10/5/2001	4.3	mg/kg			
			OU5-CSA-13-L20-2	10/5/2001	4.2	mg/kg			
CSA	13	Wash. Aqueduct , Lot 21						No	No
			OU5-CSA-13-L21-1	10/5/2001	4.5	mg/kg			
			OU5-CSA-13-L21-2	10/5/2001	4.1	mg/kg			
CSA	13	Wash. Aqueduct , Lot 22						No	No
			OU5-CSA-13-L22-1	10/5/2001	3	mg/kg			
			OU5-CSA-13-L22-2	10/5/2001	4.1	mg/kg			
CSA	13	Wash. Aqueduct , Lot 23						No	No
			OU5-CSA-13-L23-1	10/5/2001	4.2	mg/kg			
			OU5-CSA-13-L23-2	10/5/2001	2.9	mg/kg			
CSA	13	Wash. Aqueduct , Lot 24						No	No
			OU5-CSA-13-L24-1	10/5/2001	3.9	mg/kg			
			OU5-CSA-13-L24-2	10/5/2001	3.3 J	mg/kg			
CSA	13	Wash. Aqueduct , Lot 25						No	No
			OU5-CSA-13-L25-1	10/5/2001	3.8	mg/kg			
			OU5-CSA-13-L25-2	10/5/2001	3.5	mg/kg			
CSA	13	Wash. Aqueduct , Lot 26						No	No
			OU5-CSA-13-L26-1	10/5/2001	3.5	mg/kg			
			OU5-CSA-13-L26-2	10/5/2001	3.4	mg/kg			
CSA	13	Wash. Aqueduct , Lot 27						No	No
			OU5-CSA-13-L27-1	10/5/2001	2.4 J	mg/kg			
			OU5-CSA-13-L27-2	10/5/2001	2.6	mg/kg			
CSA	13	Wash. Aqueduct , Lot 28						No	No
			OU5-CSA-13-L28-1	10/10/2001	3.4	mg/kg			
			OU5-CSA-13-L28-2	10/10/2001	2.7	mg/kg			
			OU5-CSA-13-L28-DUP71	10/10/2001	3.5	mg/kg	OU5-CSA-13-L28-1		
CSA	13	Wash. Aqueduct , Lot 29						No	No
			OU5-CSA-13-L29-1	10/10/2001	3.2	mg/kg			
			OU5-CSA-13-L29-2	10/10/2001	2.9	mg/kg			

Area	Group	Address	Sample ID	Sample Date	Result \1	Units	Duplicate Match	Specialty Boring?	Grid Sampled?
CSA	13	Wash. Aqueduct , Lot 3						No	No
			OU5-CSA-13-L3-1	8/22/2001	2.1 J	mg/kg			
			OU5-CSA-13-L3-2	8/22/2001	2.7	mg/kg			
CSA	13	Wash. Aqueduct , Lot 30						No	No
			OU5-CSA-13-L30-1	10/10/2001	2.8	mg/kg			
			OU5-CSA-13-L30-2	10/10/2001	2.9	mg/kg			
			OU5-CSA-13-L30-DUP72	10/10/2001	2.4	mg/kg	OU5-CSA-13-L30-1		
CSA	13	Wash. Aqueduct , Lot 31						No	No
			OU5-CSA-13-L31-1	10/10/2001	2.8	mg/kg			
			OU5-CSA-13-L31-2	10/10/2001	2.2 J	mg/kg			
CSA	13	Wash. Aqueduct , Lot 32						No	No
			OU5-CSA-13-L32-1	10/10/2001	3.3	mg/kg			
			OU5-CSA-13-L32-2	10/10/2001	2 J	mg/kg			
CSA	13	Wash. Aqueduct , Lot 33						No	No
			OU5-CSA-13-L33-1	10/10/2001	1.7 J	mg/kg			
			OU5-CSA-13-L33-2	10/10/2001	1.9 J	mg/kg			
CSA	13	Wash. Aqueduct , Lot 34						No	No
			OU5-CSA-13-L34-1	10/10/2001	2.6 J	mg/kg			
			OU5-CSA-13-L34-2	10/10/2001	2.6	mg/kg			
CSA	13	Wash. Aqueduct , Lot 35						No	No
			OU5-CSA-13-L35-1	10/10/2001	1.8 J	mg/kg			
			OU5-CSA-13-L35-2	10/10/2001	3.6	mg/kg			
CSA	13	Wash. Aqueduct , Lot 36						No	No
			OU5-CSA-13-L36-1	10/10/2001	1.7 J	mg/kg			
			OU5-CSA-13-L36-2	10/10/2001	2.3 J	mg/kg			
CSA	13	Wash. Aqueduct , Lot 37						No	No
			OU5-CSA-13-L37-1	10/10/2001	2.6 J	mg/kg			
			OU5-CSA-13-L37-2	10/10/2001	1.8 J	mg/kg			
CSA	13	Wash. Aqueduct , Lot 38						No	No
			OU5-CSA-13-L38-1	10/10/2001	2 J	mg/kg			
			OU5-CSA-13-L38-2	10/10/2001	1.9 J	mg/kg			

Area	Group	Address	Sample ID	Sample Date	Result \1		Units	Duplicate Match	Specialty Boring?	Grid Sampled?
CSA	13	Wash. Aqueduct , Lot 39							Yes	No
			OU5-CSA-13-L39-1	8/9/2001	2.3		mg/kg			
			OU5-CSA-13-L39-2	8/9/2001	2.4		mg/kg			
			OU5-CSA-13-L39-SB1	8/9/2001	4.7		mg/kg			
			OU5-CSA-13-L39-SB2	8/9/2001	2.4		mg/kg			
			OU5-CSA-13-L39-SB3	8/9/2001	0.89	J	mg/kg			
			OU5-CSA-13-L39-SB4	8/9/2001	0.61	J	mg/kg			
			OU5-CSA-13-L39-SB5	8/9/2001	0.36	U	mg/kg			
			OU5-CSA-13-L39-SB6	8/9/2001	0.68	J	mg/kg			
CSA	13	Wash. Aqueduct , Lot 4							No	No
			OU5-CSA-13-L4-1	8/22/2001	2.3	J	mg/kg			
			OU5-CSA-13-L4-2	8/22/2001	2.1	J	mg/kg			
CSA	13	Wash. Aqueduct , Lot 40							No	No
			OU5-CSA-13-L40-1	10/10/2001	2.3		mg/kg			
			OU5-CSA-13-L40-2	10/10/2001	7		mg/kg			
CSA	13	Wash. Aqueduct , Lot 41							Yes	No
			OU5-CSA-13-L41-1	8/2/2001	3.4		mg/kg			
			OU5-CSA-13-L41-2	8/2/2001	3.3		mg/kg			
			OU5-CSA-13-L41-SB-1	8/2/2001	1.9	J	mg/kg			
			OU5-CSA-13-L41-SB-2	8/2/2001	2.5		mg/kg			
			OU5-CSA-13-L41-SB-3	8/2/2001	4.6		mg/kg			
			OU5-CSA-13-L41-SB-4	8/2/2001	3.1		mg/kg			
			OU5-CSA-13-L41-SB-5	8/2/2001	2.1		mg/kg			
			OU5-CSA-13-L41-SB-6	8/2/2001	2.2	J	mg/kg			
			OU5-CSA-13-L41-SB-DUP47	8/2/2001	2.9		mg/kg	OU5-CSA-13-L41-SB-5		
CSA	13	Wash. Aqueduct , Lot 42							No	No
			OU5-CSA-13-L42-1	10/10/2001	1.3	J	mg/kg			
			OU5-CSA-13-L42-2	10/10/2001	2	J	mg/kg			
CSA	13	Wash. Aqueduct , Lot 43							No	No
			OU5-CSA-13-L43-1	10/10/2001	1.3	J	mg/kg			
			OU5-CSA-13-L43-2	10/10/2001	1.1	J	mg/kg			
CSA	13	Wash. Aqueduct , Lot 44							Yes	No
			OU5-CSA-13-L44-1	8/9/2001	2	J	mg/kg			

Area	Group	Address	Sample ID	Sample Date	Result \1	Units	Duplicate Match	Specialty Boring?	Grid Sampled?
			OU5-CSA-13-L44-2	8/9/2001	1.7 J	mg/kg			
			OU5-CSA-13-L44-SB1	8/9/2001	2.9	mg/kg			
			OU5-CSA-13-L44-SB2	8/9/2001	4.3	mg/kg			
			OU5-CSA-13-L44-SB3	8/9/2001	1.6 J	mg/kg			
			OU5-CSA-13-L44-SB4	8/9/2001	1.8 J	mg/kg			
			OU5-CSA-13-L44-SB5	8/9/2001	0.59 J	mg/kg			
			OU5-CSA-13-L44-SB6	8/9/2001	0.87 J	mg/kg			
CSA	***13***	***Wash. Aqueduct , Lot 45***						***No***	***No***
			OU5-CSA-13-L45-1	10/10/2001	6.4	mg/kg			
			OU5-CSA-13-L45-2	10/10/2001	0.76 J	mg/kg			
CSA	***13***	***Wash. Aqueduct , Lot 46***						***Yes***	***No***
			OU5-CSA-13-L46-1	8/2/2001	7.4	mg/kg			
			OU5-CSA-13-L46-2	8/2/2001	3.6	mg/kg			
			OU5-CSA-13-L46-SB-1	8/2/2001	4.5	mg/kg			
			OU5-CSA-13-L46-SB-2	8/2/2001	0.59 J	mg/kg			
			OU5-CSA-13-L46-SB-3	8/2/2001	2.1 J	mg/kg			
			OU5-CSA-13-L46-SB-4	8/2/2001	2.5	mg/kg			
			OU5-CSA-13-L46-SB-5	8/2/2001	2.1 J	mg/kg			
			OU5-CSA-13-L46-SB-6	8/2/2001	1.7 J	mg/kg			
CSA	***13***	***Wash. Aqueduct , Lot 47***						***Yes***	***No***
			OU5-CSA-13-L47-1	8/2/2001	2.4	mg/kg			
			OU5-CSA-13-L47-2	8/2/2001	3.1	mg/kg			
			OU5-CSA-13-L47-SB-1	8/2/2001	3	mg/kg			
			OU5-CSA-13-L47-SB-2	8/2/2001	2.8	mg/kg			
			OU5-CSA-13-L47-SB-3	8/2/2001	2.8	mg/kg			
			OU5-CSA-13-L47-SB-4	8/2/2001	1.9 J	mg/kg			
			OU5-CSA-13-L47-SB-5	8/2/2001	1.7 J	mg/kg			
			OU5-CSA-13-L47-SB-6	8/2/2001	2.9	mg/kg			
CSA	***13***	***Wash. Aqueduct , Lot 48***						***No***	***No***
			OU5-CSA-13-L48-1	10/11/2001	2.5	mg/kg			
			OU5-CSA-13-L48-2	10/11/2001	2.2 J	mg/kg			
			OU5-CSA-13-L48-DUP73	10/11/2001	2.7	mg/kg	OU5-CSA-13-L48-1		
CSA	***13***	***Wash. Aqueduct , Lot 49***						***No***	***No***
			OU5-CSA-13-L49-1	10/11/2001	2.9	mg/kg			
			OU5-CSA-13-L49-2	10/11/2001	2.6	mg/kg			

Area	Group	Address	Sample ID	Sample Date	Result \1		Units	Duplicate Match	Specialty Boring?	Grid Sampled?
CSA	13	Wash. Aqueduct , Lot 5							Yes	No
			OU5-CSA-13-L5-1	8/16/2001	1.7	J	mg/kg			
			OU5-CSA-13-L5-2	8/16/2001	1.9	J	mg/kg			
			OU5-CSA-13-L5-SB-DUP57	8/16/2001	0.91	J	mg/kg	OU5-CSA-13-L5-SB3		
			OU5-CSA-13-L5-SB1	8/16/2001	3.6		mg/kg			
			OU5-CSA-13-L5-SB2	8/16/2001	3.2		mg/kg			
			OU5-CSA-13-L5-SB3	8/16/2001	0.69	J	mg/kg			
			OU5-CSA-13-L5-SB4	8/16/2001	1	J	mg/kg			
			OU5-CSA-13-L5-SB5	8/16/2001	1	J	mg/kg			
			OU5-CSA-13-L5-SB6	8/16/2001	1.4	J	mg/kg			
CSA	13	Wash. Aqueduct , Lot 50							No	No
			OU5-CSA-13-L50-1	10/11/2001	3	J	mg/kg			
			OU5-CSA-13-L50-2	10/11/2001	1.5	J	mg/kg			
			OU5-CSA-13-L50-DUP74	10/11/2001	1.9	J	mg/kg	OU5-CSA-13-L50-2		
CSA	13	Wash. Aqueduct , Lot 51							Yes	No
			OU5-CSA-13-L51-1	8/2/2001	2.3		mg/kg			
			OU5-CSA-13-L51-2	8/2/2001	4.9		mg/kg			
			OU5-CSA-13-L51-SB-1	8/2/2001	1.4	J	mg/kg			
			OU5-CSA-13-L51-SB-2	8/2/2001	1.4	J	mg/kg			
			OU5-CSA-13-L51-SB-3	8/2/2001	2.2	J	mg/kg			
			OU5-CSA-13-L51-SB-4	8/2/2001	1.6	J	mg/kg			
			OU5-CSA-13-L51-SB-5	8/2/2001	1.2	J	mg/kg			
			OU5-CSA-13-L51-SB-6	8/2/2001	2.5	J	mg/kg			
CSA	13	Wash. Aqueduct , Lot 52							No	No
			OU5-CSA-13-L52-1	10/11/2001	2.4		mg/kg			
			OU5-CSA-13-L52-2	10/11/2001	3.2		mg/kg			
CSA	13	Wash. Aqueduct , Lot 53							No	No
			OU5-CSA-13-L53-1	10/11/2001	3.2		mg/kg			
			OU5-CSA-13-L53-2	10/11/2001	2.1	J	mg/kg			
CSA	13	Wash. Aqueduct , Lot 54							No	No
			OU5-CSA-13-L54-1	10/11/2001	2.2	J	mg/kg			
			OU5-CSA-13-L54-2	10/11/2001	2.2	J	mg/kg			

Area	Group	Address	Sample ID	Sample Date	Result \1	Units	Duplicate Match	Specialty Boring?	Grid Sampled?
CSA	13	Wash. Aqueduct , Lot 55						No	No
			OU5-CSA-13-L55-1	10/11/2001	3.3	mg/kg			
			OU5-CSA-13-L55-2	10/11/2001	1.8 J	mg/kg			
CSA	13	Wash. Aqueduct , Lot 56						No	No
			OU5-CSA-13-L56-1	10/11/2001	3.7	mg/kg			
			OU5-CSA-13-L56-2	10/11/2001	2.5	mg/kg			
CSA	13	Wash. Aqueduct , Lot 57						No	No
			OU5-CSA-13-L57-1	10/11/2001	2.6	mg/kg			
			OU5-CSA-13-L57-2	10/11/2001	3.5 J	mg/kg			
CSA	13	Wash. Aqueduct , Lot 58						No	No
			OU5-CSA-13-L58-1	10/11/2001	2.1 J	mg/kg			
			OU5-CSA-13-L58-2	10/11/2001	2.4	mg/kg			
CSA	13	Wash. Aqueduct , Lot 59						No	No
			OU5-CSA-13-L59-1	10/11/2001	4.4	mg/kg			
			OU5-CSA-13-L59-2	10/11/2001	2.2 J	mg/kg			
CSA	13	Wash. Aqueduct , Lot 6						No	No
			OU5-CSA-13-L6-1	8/22/2001	3.5	mg/kg			
			OU5-CSA-13-L6-2	8/22/2001	3.9	mg/kg			
CSA	13	Wash. Aqueduct , Lot 60						No	No
			OU5-CSA-13-L60-1	10/11/2001	1.5 J	mg/kg			
			OU5-CSA-13-L60-2	10/11/2001	2.9	mg/kg			
CSA	13	Wash. Aqueduct , Lot 61						No	No
			OU5-CSA-13-L61-1	10/11/2001	3.6	mg/kg			
			OU5-CSA-13-L61-2	10/11/2001	2.4 J	mg/kg			
CSA	13	Wash. Aqueduct , Lot 62						No	No
			OU5-CSA-13-L62-1	10/11/2001	4.6	mg/kg			
			OU5-CSA-13-L62-2	10/11/2001	11.9	mg/kg			
CSA	13	Wash. Aqueduct , Lot 63						No	No
			OU5-CSA-13-L63-1	10/11/2001	2.5	mg/kg			
			OU5-CSA-13-L63-2	10/11/2001	1.8 J	mg/kg			

Area	Group	Address	Sample ID	Sample Date	Result \1	Units	Duplicate Match	Specialty Boring?	Grid Sampled?
CSA	13	Wash. Aqueduct , Lot 64						No	No
			OU5-CSA-13-L64-1	11/16/2001	11.6 L	mg/kg			
			OU5-CSA-13-L64-2	11/16/2001	7.4 L	mg/kg			
CSA	13	Wash. Aqueduct , Lot 65						No	No
			OU5-CSA-13-L65-1	11/16/2001	8.3 L	mg/kg			
			OU5-CSA-13-L65-2	11/16/2001	3.5 L	mg/kg			
CSA	13	Wash. Aqueduct , Lot 66						No	No
			OU5-CSA-13-L66-1	11/16/2001	2.9 L	mg/kg			
			OU5-CSA-13-L66-2	11/16/2001	4.6 L	mg/kg			
CSA	13	Wash. Aqueduct , Lot 67						No	No
			OU5-CSA-13-L67-1	11/16/2001	3.1 L	mg/kg			
			OU5-CSA-13-L67-2	11/16/2001	3.4 L	mg/kg			
CSA	13	Wash. Aqueduct , Lot 68						No	No
			OU5-CSA-13-L68-1	11/19/2001	2.4	mg/kg			
			OU5-CSA-13-L68-2	11/19/2001	3.7	mg/kg			
CSA	13	Wash. Aqueduct , Lot 69						No	No
			OU5-CSA-13-L69-1	11/19/2001	2.6	mg/kg			
			OU5-CSA-13-L69-2	11/19/2001	1.7 J	mg/kg			
CSA	13	Wash. Aqueduct , Lot 7						No	No
			OU5-CSA-13-L7-1	8/22/2001	3.1	mg/kg			
			OU5-CSA-13-L7-2	8/22/2001	11	mg/kg			
CSA	13	Wash. Aqueduct , Lot 70						No	No
			OU5-CSA-13-L70-1	11/15/2001	6.5	mg/kg			
			OU5-CSA-13-L70-2	11/15/2001	6.5	mg/kg			
CSA	13	Wash. Aqueduct , Lot 71						Yes	No
			OU5-CSA-13-L71-1	8/9/2001	6.1	mg/kg			
			OU5-CSA-13-L71-2	8/9/2001	6.3	mg/kg			
			OU5-CSA-13-L71-SB-DUP50	8/9/2001	3.3	mg/kg	OU5-CSA-13-L71-SB10		
			OU5-CSA-13-L71-SB1	8/9/2001	3.9	mg/kg			
			OU5-CSA-13-L71-SB10	8/9/2001	1.2 J	mg/kg			
			OU5-CSA-13-L71-SB2	8/9/2001	1.6 J	mg/kg			
			OU5-CSA-13-L71-SB3	8/9/2001	4.5	mg/kg			

Area	Group	Address	Sample ID	Sample Date	Result \1	Units	Duplicate Match	Specialty Boring?	Grid Sampled?
			OU5-CSA-13-L71-SB4	8/9/2001	4.3	mg/kg			
			OU5-CSA-13-L71-SB5	8/9/2001	4.2	mg/kg			
			OU5-CSA-13-L71-SB6	8/9/2001	2.4	mg/kg			
			OU5-CSA-13-L71-SB7	8/9/2001	2.7	mg/kg			
			OU5-CSA-13-L71-SB8	8/9/2001	2.5	mg/kg			
			OU5-CSA-13-L71-SB9	8/9/2001	2.1	mg/kg			
CSA	***13***	***Wash. Aqueduct , Lot 72***						***No***	***No***
			OU5-CSA-13-L72-1	11/19/2001	4.6	mg/kg			
			OU5-CSA-13-L72-2	11/19/2001	2.6	mg/kg			
CSA	***13***	***Wash. Aqueduct , Lot 73***						***No***	***No***
			OU5-CSA-13-L73-1	11/19/2001	3.2	mg/kg			
			OU5-CSA-13-L73-2	11/19/2001	2.7 J	mg/kg			
CSA	***13***	***Wash. Aqueduct , Lot 74***						***No***	***No***
			OU5-CSA-13-L74-1	11/19/2001	3.1	mg/kg			
			OU5-CSA-13-L74-2	11/19/2001	3.3	mg/kg			
CSA	***13***	***Wash. Aqueduct , Lot 75***						***No***	***No***
			OU5-CSA-13-L75-1	11/19/2001	2.8	mg/kg			
			OU5-CSA-13-L75-2	11/19/2001	3.3	mg/kg			
CSA	***13***	***Wash. Aqueduct , Lot 76***						***No***	***No***
			OU5-CSA-13-L76-1	11/20/2001	2.4 J	mg/kg			
			OU5-CSA-13-L76-2	11/20/2001	1.5 J	mg/kg			
			OU5-CSA-13-L76-DUP95	11/20/2001	2 J	mg/kg	OU5-CSA-13-L76-2		
CSA	***13***	***Wash. Aqueduct , Lot 77***						***No***	***No***
			OU5-CSA-13-L77-1	11/20/2001	3.9	mg/kg			
			OU5-CSA-13-L77-2	11/20/2001	6	mg/kg			
CSA	***13***	***Wash. Aqueduct , Lot 78***						***No***	***No***
			OU5-CSA-13-L78-1	11/15/2001	6.5	mg/kg			
			OU5-CSA-13-L78-2	11/15/2001	4.5	mg/kg			
CSA	***13***	***Wash. Aqueduct , Lot 79***						***No***	***No***
			OU5-CSA-13-L79-1	11/15/2001	5.8	mg/kg			
			OU5-CSA-13-L79-2	11/15/2001	10.5	mg/kg			

Area	Group	Address	Sample ID	Sample Date	Result \1	Units	Duplicate Match	Specialty Boring?	Grid Sampled?
CSA	13	Wash. Aqueduct , Lot 8						No	No
			OU5-CSA-13-L8-1	8/28/2001	2.8	mg/kg			
			OU5-CSA-13-L8-2	8/28/2001	3.7	mg/kg			
CSA	13	Wash. Aqueduct , Lot 80						No	Yes
			OU5-CSA-13-L80-1	11/20/2001	5	mg/kg			
			OU5-CSA-13-L80-2	11/20/2001	18	mg/kg			
CSA	13	Wash. Aqueduct , Lot 81						No	Yes
			OU5-CSA-13-L81-1	11/20/2001	5	mg/kg			
			OU5-CSA-13-L81-2	11/20/2001	20	mg/kg			
CSA	13	Wash. Aqueduct , Lot 82						No	No
			OU5-CSA-13-L82-1	11/20/2001	1.8 J	mg/kg			
			OU5-CSA-13-L82-2	11/20/2001	1.9 J	mg/kg			
CSA	13	Wash. Aqueduct , Lot 83						No	No
			OU5-CSA-13-L83-1	11/20/2001	1.6 J	mg/kg			
			OU5-CSA-13-L83-2	11/20/2001	2.3 J	mg/kg			
CSA	13	Wash. Aqueduct , Lot 84						No	No
			OU5-CSA-13-L84-1	11/20/2001	2.7	mg/kg			
			OU5-CSA-13-L84-2	11/20/2001	2 J	mg/kg			
CSA	13	Wash. Aqueduct , Lot 85						No	No
			OU5-CSA-13-L85-1	11/20/2001	0.72 U	mg/kg			
			OU5-CSA-13-L85-2	11/20/2001	2.3	mg/kg			
CSA	13	Wash. Aqueduct , Lot 9						No	No
			OU5-CSA-13-L9-1	8/28/2001	2.7	mg/kg			
			OU5-CSA-13-L9-2	8/28/2001	3.4	mg/kg			
CSA	13	Wash. Aqueduct , Lot 93						No	No
			OU5-CSA-13-L93-1	11/20/2001	2.4	mg/kg			
			OU5-CSA-13-L93-2	11/20/2001	2.8	mg/kg			
CSA	13	Wash. Aqueduct , Lot 94						No	No
			OU5-CSA-13-L94-1	11/20/2001	3.4	mg/kg			
			OU5-CSA-13-L94-2	11/20/2001	3.1	mg/kg			

Area	Group	Address	Sample ID	Sample Date	Result \1	Units	Duplicate Match	Specialty Boring?	Grid Sampled?
CSA	13	Wash. Aqueduct , Lot 95						No	No
			OU5-CSA-13-L95-1	11/20/2001	1.3 J	mg/kg			
			OU5-CSA-13-L95-2	11/20/2001	1.5 J	mg/kg			

\1 DATA VALIDATION QUALIFIERS

Data validation was conducted in accordance with EPA Region III modifications to the EPA's National Functional Guidelines for data validation. Per these guidelines, data with any of the following qualifiers is still considered usable for most decision-making purposes, including risk assessment.

U The compound was analyzed for and is not present. The associated numerical value (Practical Quantitation Limit - PQL) indicates the approximate concentration necessary to quantify the compound in the sample. In other words, the chemical level in the sample is below the level shown, which is the minimum the testing technique could have detected in the sample.

J The compound was detected in the sample, but the reported result is "estimated" (could not be accurately quantified) either because the reported value is less than the PQL or at least one minor Quality Control (QC) problem was found during validation. Data with a "J" qualifier is considered usable for most decision-making purposes, including risk assessment. Therefore, one should not be concerned about the "estimated" or "J" flag assigned to the sample result. The "J" qualifier may be combined with the "K" (high bias) or "L" (low bias) qualifier when the bias resulting from a minor QA/QC problem can be determined. When combined (with the "K" or "L" qualifier, the "J" qualifier indicates the reported value is less than the PQL.

UJ A combination of the "U" and "J" flags. The compound was analyzed for but was not detected. The PQL limit has been qualified as estimated due to a QC anomaly.

D The analyte was detected in the sample. The result is reported from the diluted sample run. The original analysis of the sample required a dilution either because of matrix interferences in the sample or concentration above the calibration range for the method. The sample was rerun at a dilution to obtain a more reliable result. The reported result has been adjusted to reflect the dilution factor. The reported result should be considered "estimated" and usable for most decision-making purposes, including risk assessment.

DJ The J flag attached to the D indicates the result is either less than the PQL or at least one minor quality control problem was found during validation. The reported result should be considered "estimated" and usable for most decision-making purposes, including risk assessment.

K The analyte was detected in the sample. The reported result is considered estimated and may be biased high due to a minor QA/QC problem. The true concentration of arsenic present in the sample may be lower than the reported result. The data is considered "estimated" and usable for most decision-making purposes, including risk assessment.

L The analyte was detected in the sample. The reported result is considered estimated and may be biased low due to a minor QA/QC problem. The true concentration of arsenic present in the sample may be higher than the reported result. The data is considered estimated and usable for most decision-making purposes, including risk assessment.

UL A combination of the "U" and "L" flags. The compound was analyzed for but was not detected. The PQL has been qualified as estimated (biased low) due to a QC anomaly.

B This flag indicates the reported result is greater than the method detection level (MDL) but less than 5 times (5X) the amount found in an associated field or laboratory blank. The reported result should be considered "estimated" and may be biased high due to the blank contamination. The true concentration of arsenic in the sample may be lower than the reported result. This qualifier may be combined with the "J" qualifier to indicate the reported value is less than the PQL.

\2 For this sample please refer to validation report No. 11 for detailed explanation of any data qualifier.

SPECIALTY PARAMETER SAMPLING RESULTS

ORGANIZATION PAGE

This section contains:

- Organization Page
- Geographical Groupings Map
- Lot Key
- Data Tables

This section presents the validated results of the specialty sampling, surface and subsurface, for Operable Units 4 and 5. This is sampling for parameters other than arsenic. The arsenic results for these sites are presented in the previous section. This includes all sites (residences and lots) sampled through September 30, 2003. Approximately 93% of all sites in Spring Valley had been sampled through that date.

The Geographical Groupings map on the next page allows for the general location of a site based on its street address, name, and grouping number. The data tables are ordered numerically by house number. The sample name indicates the location on the map. For example:

OU5-CTA-1C-9999FR is a site within OU-5, a CTA site, Geographical Group 1C, house number 9999, Fordham Road.

For lots (undeveloped areas, parking lots, parks, etc.), a Lot Key is provided at the front of the data tables to locate the site. Similar to the example above, use the sample name/ID to determine the lot ID on the key. The key indicates the street address, owner's name, or property description for the lot. Since some of the lots do not have numerical street addresses, the owner's name or property description was used to alphabetically place the results on the data table.

The specific location of the sites within Spring Valley can be found on the large fold out Overview Map located in the pouch at the back of the binder. Site-specific maps are only included for those sites that exceeded the screening criteria (see arsenic grid section). **No sites had samples that exceeded the specialty parameter criteria.**

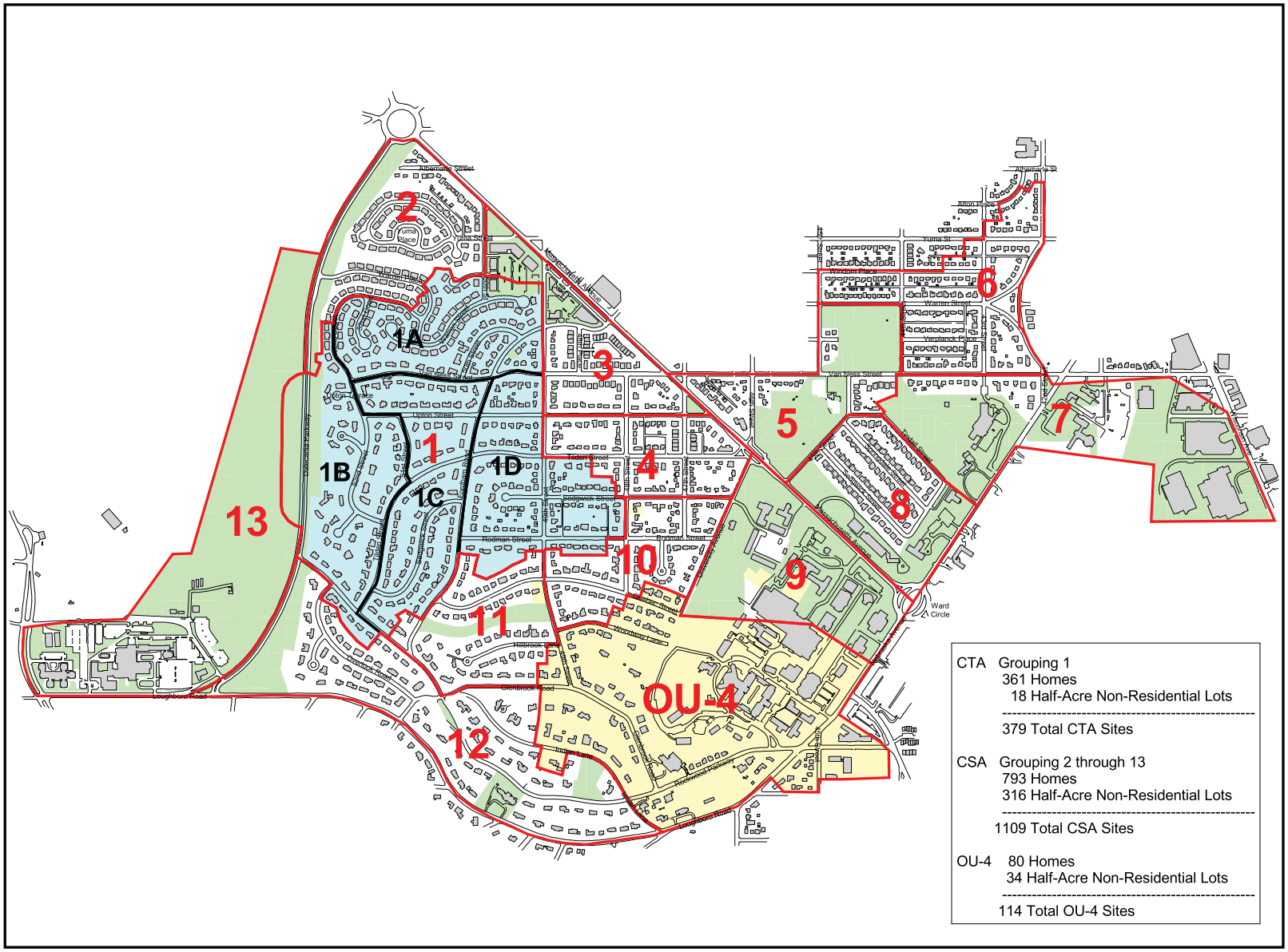
1
1A
1B
1C
1D
2
3
4
5
6
7
8
9
10
11
12
13
OU-4
Massachusetts Avenue
Nebraska Avenue
Ward Circle
Loughboro Road
Glenbrook Road
Hidden Street
Sedgwick Street
Hodman Street
Rodman Street
Woodway Lane
Hillbrook Lane
Indian Lane
Nebraska Avenue
Van Ness Street
Yuma St
Warren Street
Veazey Terrace
Upton Street
Albemarle Street
Yuma Place
Alton Place
Wisconsin Avenue
Nebraska Avenue
Dalecarlia Parkway
Chesapeake Street
Quebec Street
Rockwood Parkway
Loughboro Road
Tilden Street
Davenport Street
Reno Road
Idaho Avenue
Fort Drive
Fort Drive
Fort Drive

Spring Valley OU-4 and OU-5 Lots Key

Lot ID	Corresponding MAIN table ID	Address [1]	Owner
OU4-3401-L1 & L2	OU4-3401NA	3401 Nebraska Avenue	Metropolitian Methodist Church
OU4-4430-L3 & L4	OU4-4430NS	4430 Newark Street	District of Columbia - Horace Mann School
OU4-AU01 through AU30, AU-KREEG, & AU-WATKN	OU4-4400MA	4400 Massachusetts Avenue	American University
OU5-CTA-1A-L1 & L2	OU5-CTA-1A-4301(50)	4301 50th Street	W C & A N Miller Develop Co
OU5-CTA-1A-L3	OU5-CTA-1A-4915VNSVacant	4915 Vacant Van Ness Street	Jack D. & Irene Neal, Et Al
OU5-CTA-1B-L3 through L17	DC/Nat'l Park Grp 1B	DC/Nat'l Park Dalecarlia Pkwy	DC / National Park Service
OU5-CSA-2-L1 through L11	Dalecarlia Pkwy Lots	DP Lots Grp 2 Dalecarlia Pkwy	DC Right-of-Way
OU5-CSA-3-L2	OU5-CSA-3-L2	Lot 2 Massachusetts Avenue	DC Government
OU5-CSA-3-L3	OU5-CSA-3-4910MA	4910 Massachusetts Avenue	W C & A N Miller Develop Co
OU5-CSA-3-L4	OU5-CSA-3-4315(50)	4315 50th Street	W C & A N Miller Develop Co
OU5-CSA-3-L5	OU5-CSA-3-L5	Lot 5 Massachusetts Avenue	DC Government
OU5-CSA-3-L6	OU5-CSA-3-4900MA	4900 Massachusetts Avenue	W C & A N Miller Develop Co
OU5-CSA-3-L7	OU5-CSA-3-4860MA	4860 Massachusetts Avenue	W C & A N Miller Develop Co
OU5-CSA-3-L8	OU5-CSA-3-4820MA	4820 Massachusetts Avenue	W C & A N Miller Develop Co
OU5-CSA-5-L1, L2, L4, L5, L6, L7, L16 through L25, L27 & L28	Friendship Park	Friendship Park 45th Street	DC Department of Recreation And Parks
OU5-CSA-5-L3, L8 through L15, L33, & L34	OU5-CSA-5-Reservoir	Van Ness Res. 45th Street	United States of America - Dept of The Interior
OU5-CSA-5-L26, L30, L31, & L32	OU5-CSA-5-parkc(45)	Park-C 45th Street	United States of America - Dept of The Interior
OU5-CSA-7-L1, L2, L 7, L8, L9, L13, L14, L16, L20, L21, L22, L24, L26, L27	OU5-CSA-7-3900NA	3900 Nebraska Avenue	Royal Swedish Government
OU5-CSA-7-L3 through L6, L10, L11, L12, L15, L17, L18, L19, L23, L25	OU5-CSA-7-4000NA	4000 Nebraska Avenue	Government of Japan
OU5-CSA-7-L28 through L31, L39, L40, L41, L50, L51, L52	OU5-CSA-7-4120VNS	4120 Van Ness Street	National Presbyterian Church
OU5-CSA-7-L35 & L36	OU5-CSA-7-4000VNS	4000 Van Ness Street	Potomac Electric Power Company
OU5-CSA-7-L38, L48, & L49	OU5-CSA-7-4100WA	4100 Wisconsin Avenue	G Eckles & A E Lord Trs
OU5-CSA-7-L57, L58 & L65	OU5-CSA-7-4000WA	4000 Wisconsin Avenue	Jan Evans & C B King Jr
OU5-CSA-7-L66, L68 through L79	OU5-CSA-7-3900WA	3900 Wisconsin Avenue	Federal National Mortgage Assoc
OU5-CSA-8-L1 through L10, & L19	OU5-CSA-8-3500MA	3500 Massachusetts Avenue	American University
OU5-CSA-8-L15 through L18, & L20	OU5-CSA-8-3700NA	3700 Nebraska Avenue	American University
OU5-CSA-8-L11 through L14	OU5-CSA-8-3850NA	3850 Nebraska Avenue	Temple Baptist Church, Trs C/O Elder Moats
OU5-CSA-9-L1 through L10, L12, L13, L15, L19, L20	OU5-CSA-9-4500MA	4500 Massachusetts Avenue	Wesley Theological Seminary
OU5-CSA-9-L11, L16, L17, L18, L22-L29, L31, L33-L42, & L44-L52	OU5-CSA-9-4400MA	4400 Massachusetts Avenue	American University
OU5-CSA-11-L1 through L6	OU5-CSA-11-DC Right-of-Way	DC Right-of-Way Quebec Street	DC Right-of-Way
OU5-CSA-12-L15, L16, & L17	OU5-CSA-12-4842IL	4842 Indian Lane	John K Delaney & April Delaney
OU5-CSA-12-L18 through L21	OU5-CSA-12-4925LR	4925 Loughboro Road	Republic of Mexico
OU5-CSA-13-L1 through L85, L93, L94, L95, & L104	OU5-CSA-13-WashAqueduct	Wash. Aqueduct	Washington Aqueduct Property Lots
OU5-CSA-13-L86, L88 through L99 & L100 through L103	OU5-CSA-13-5201LR	5201 Loughboro Road	Sibley Memorial Hospital
OU5-CSA-13-L87	OU5-CSA-13-5220LF	5220 Little Falls Road	Potomac Elec Power Co

[1] Those lots without a street number address can be found alphabetically at the end of the data table using the name in this column. Please note that all lots are listed although not all receive specialty or grid sampling.

Spring Valley OU-4/OU-5 Specialty Sampling Results

Parameters other than Arsenic

Specialty Sampling Dates: 10/31/2000 - 9/30/2003 - Sorted Numerically by House Number

Area	Group	POI	Address	Sample ID	Sample Date	Units	Parameter	Result \1	Standard \3	Specialty boring associated with grid results?
CSA	12		3500 Overlook Court							No
				OU5-CSA-12-3500OC-SBA(0-1)	8/6/2001	ug/kg	CVAA/CVAO	40 U	890	
				OU5-CSA-12-3500OC-SBA(0-1)	8/6/2001	ug/kg	Sulfur Mustard	40 U	10	
				OU5-CSA-12-3500OC-SBA(0-1)	8/6/2001	ug/kg	1,4-Dithiane	110 U	78,000	
				OU5-CSA-12-3500OC-SBA(0-1)	8/6/2001	ug/kg	1,4-Oxathiane	220 U	78,000	
				OU5-CSA-12-3500OC-SBA(0-1)	8/6/2001	ug/kg	Thiodiglycol	549 U	39,100	
				OU5-CSA-12-3500OC-SBA(0-1)	8/6/2001	mg/kg	Cyanide, Total	0.18 U	160	
				OU5-CSA-12-3500OC-SBB(4-5)	8/6/2001	ug/kg	CVAA/CVAO	40 U	890	
				OU5-CSA-12-3500OC-SBB(4-5)	8/6/2001	ug/kg	Sulfur Mustard	40 U	10	
				OU5-CSA-12-3500OC-SBB(4-5)	8/6/2001	ug/kg	1,4-Dithiane	108 U	78,000	
				OU5-CSA-12-3500OC-SBB(4-5)	8/6/2001	ug/kg	1,4-Oxathiane	216 U	78,000	
				OU5-CSA-12-3500OC-SBB(4-5)	8/6/2001	ug/kg	Thiodiglycol	541 U	39,100	
				OU5-CSA-12-3500OC-SBB(4-5)	8/6/2001	mg/kg	Cyanide, Total	0.16 U	160	
CSA	12		3509 Overlook Court							No
				OU5-CSA-12-3509OC-SB(3-4)	11/12/2001	mg/kg	CVAA/CVAO	40 U	890	
				OU5-CSA-12-3509OC-SB(3-4)	11/12/2001	mg/kg	Sulfur Mustard	40 U	10	
				OU5-CSA-12-3509OC-SB(3-4)	11/12/2001	ug/kg	1,4-Dithiane	110.5 U	78,000	
				OU5-CSA-12-3509OC-SB(3-4)	11/12/2001	ug/kg	1,4-Oxathiane	221 U	78,000	
				OU5-CSA-12-3509OC-SB(3-4)	11/12/2001	ug/kg	Thiodiglycol	550 U	39,100	
				OU5-CSA-12-3509OC-SB(3-4)	11/12/2001	mg/kg	Cyanide, Total	0.16 U	160	
CSA	12		3514 Overlook Court							No
				OU5-CSA-12-3514OC-SB(3-4)	12/17/2001	ug/kg	CVAA/CVAO	40 UJ	890	
				OU5-CSA-12-3514OC-SB(3-4)	12/17/2001	ug/kg	Sulfur Mustard	40 U	10	
				OU5-CSA-12-3514OC-SB(3-4)	12/17/2001	ug/kg	1,4-Dithiane	114.8 U	78,000	
				OU5-CSA-12-3514OC-SB(3-4)	12/17/2001	ug/kg	1,4-Oxathiane	229.6 U	78,000	
				OU5-CSA-12-3514OC-SB(3-4)	12/17/2001	ug/kg	Thiodiglycol	574 U	39,100	
				OU5-CSA-12-3514OC-SB(3-4)	12/17/2001	mg/kg	Cyanide, Total	0.233 U	160	
CSA	12		3519 Overlook Court							No
				OU5-CSA-12-3519OC-SBA(9-10)	9/4/2001	ug/kg	CVAA/CVAO	40 U	890	
				OU5-CSA-12-3519OC-SBA(9-10)	9/4/2001	ug/kg	Sulfur Mustard	40 U	10	

Area	Group	POI	Address	Sample ID	Sample Date	Units	Parameter	Result \1		Standard \3	Specialty boring associated with grid results?
				OU5-CSA-12-3519OC-SBA(9-10)	9/4/2001	ug/kg	1,4-Dithiane	114	U	78,000	
				OU5-CSA-12-3519OC-SBA(9-10)	9/4/2001	ug/kg	1,4-Oxathiane	227	U	78,000	
				OU5-CSA-12-3519OC-SBA(9-10)	9/4/2001	ug/kg	Thiodiglycol	568	U	39,100	
				OU5-CSA-12-3519OC-SBA(9-10)	9/4/2001	mg/kg	Cyanide, Total	0.16	U	160	
				OU5-CSA-12-3519OC-SBB(6-7)	9/4/2001	ug/kg	CVAA/CVAO	40	U	890	
				OU5-CSA-12-3519OC-SBB(6-7)	9/4/2001	ug/kg	Sulfur Mustard	40	U	10	
				OU5-CSA-12-3519OC-SBB(6-7)	9/4/2001	ug/kg	1,4-Dithiane	112	U	78,000	
				OU5-CSA-12-3519OC-SBB(6-7)	9/4/2001	ug/kg	1,4-Oxathiane	224	U	78,000	
				OU5-CSA-12-3519OC-SBB(6-7)	9/4/2001	ug/kg	Thiodiglycol	560	U	39,100	
				OU5-CSA-12-3519OC-SBB(6-7)	9/4/2001	mg/kg	Cyanide, Total	0.17	U	160	
CSA	***11***		***3619 Fordham Road***								***No***
				OU5-CSA-11-3619FR-SB(3.5-4.5)	10/9/2001	ug/kg	CVAA/CVAO	40	U	890	
				OU5-CSA-11-3619FR-SB(3.5-4.5)	10/9/2001	ug/kg	Sulfur Mustard	40	U	10	
				OU5-CSA-11-3619FR-SB(3.5-4.5)	10/9/2001	ug/kg	1,4-Dithiane	111	U	78,000	
				OU5-CSA-11-3619FR-SB(3.5-4.5)	10/9/2001	ug/kg	1,4-Oxathiane	221	U	78,000	
				OU5-CSA-11-3619FR-SB(3.5-4.5)	10/9/2001	ug/kg	Thiodiglycol	553	U	39,100	
				OU5-CSA-11-3619FR-SB(3.5-4.5)	10/9/2001	mg/kg	Cyanide, Total	0.19	U	160	
CSA	***11***		***3630 Fordham Road***								***No***
				OU5-CSA-11-3630FR-SB(5-6)	8/1/2001	ug/kg	CVAA/CVAO	40	U	890	
				OU5-CSA-11-3630FR-SB(5-6)	8/1/2001	ug/kg	Sulfur Mustard	40	U	10	
				OU5-CSA-11-3630FR-SB(5-6)	8/1/2001	ug/kg	1,4-Dithiane	115	U	78,000	
				OU5-CSA-11-3630FR-SB(5-6)	8/1/2001	ug/kg	1,4-Oxathiane	230	UL	78,000	
				OU5-CSA-11-3630FR-SB(5-6)	8/1/2001	ug/kg	Thiodiglycol	575	U	39,100	
				OU5-CSA-11-3630FR-SB(5-6)	8/1/2001	mg/kg	Cyanide, Total	0.19	U	160	
CSA	***10***		***3641 49th Street***								***Yes***
				OU5-CSA-10-3641(49)-SB(3-4)	2/20/2002	ug/kg	CVAA/CVAO	40	U	890	
				OU5-CSA-10-3641(49)-SB(3-4)	2/20/2002	ug/kg	Sulfur Mustard	40	U	10	
				OU5-CSA-10-3641(49)-SB(3-4)	2/20/2002	ug/kg	1,4-Dithiane	120	U	78,000	
				OU5-CSA-10-3641(49)-SB(3-4)	2/20/2002	ug/kg	1,4-Oxathiane	250	U	78,000	
				OU5-CSA-10-3641(49)-SB(3-4)	2/20/2002	ug/kg	Thiodiglycol	620	U	39,100	
				OU5-CSA-10-3641(49)-SB(3-4)	2/20/2002	mg/kg	Cyanide, Total	0.187	U	160	
CSA	***10***		***3702 Corey Place***								***No***
				OU5-CSA-10-3702CP-SB(4.5-5.5)	8/7/2001	ug/kg	CVAA/CVAO	40	U	890	
				OU5-CSA-10-3702CP-SB(4.5-5.5)	8/7/2001	ug/kg	Sulfur Mustard	40	U	10	
				OU5-CSA-10-3702CP-SB(4.5-5.5)	8/7/2001	ug/kg	1,4-Dithiane	122	U	78,000	
				OU5-CSA-10-3702CP-SB(4.5-5.5)	8/7/2001	ug/kg	1,4-Oxathiane	243	U	78,000	

Area	Group	POI	Address	Sample ID	Sample Date	Units	Parameter	Result \1	Standard \3	Specialty boring associated with grid results?
				OU5-CSA-10-3702CP-SB(4.5-5.5)	8/7/2001	ug/kg	Thiodiglycol	608 U	39,100	
				OU5-CSA-10-3702CP-SB(4.5-5.5)	8/7/2001	mg/kg	Cyanide, Total	0.18 U	160	
				OU5-CSA-10-3702CP-SB-DUP05	8/7/2001	mg/kg	Cyanide, Total	0.21 U	160	
CSA	**10**		**3709 Corey Place**							**Yes**
				OU5-CSA-10-3709CP-SB(7-8)	9/24/2001	ug/kg	CVAA/CVAO	40 U	890	
				OU5-CSA-10-3709CP-SB(7-8)	9/24/2001	ug/kg	Sulfur Mustard	40 U	10	
				OU5-CSA-10-3709CP-SB(7-8)	9/24/2001	ug/kg	1,4-Dithiane	118 U	78,000	
				OU5-CSA-10-3709CP-SB(7-8)	9/24/2001	ug/kg	1,4-Oxathiane	236 U	78,000	
				OU5-CSA-10-3709CP-SB(7-8)	9/24/2001	ug/kg	Thiodiglycol	590 U	39,100	
				OU5-CSA-10-3709CP-SB(7-8)	9/24/2001	mg/kg	Cyanide, Total	0.18 U	160	
CSA	**11**		**3717 Fordham Road**							**No**
				OU5-CSA-11-3717FR-SB(7-8)	7/26/2001	ug/kg	CVAA/CVAO	40 U	890	
				OU5-CSA-11-3717FR-SB(7-8)	7/26/2001	ug/kg	Sulfur Mustard	40 U	10	
				OU5-CSA-11-3717FR-SB(7-8)	7/26/2001	ug/kg	1,4-Dithiane	123 U	78,000	
				OU5-CSA-11-3717FR-SB(7-8)	7/26/2001	ug/kg	1,4-Oxathiane	246 U	78,000	
				OU5-CSA-11-3717FR-SB(7-8)	7/26/2001	ug/kg	Thiodiglycol	616 U	39,100	
				OU5-CSA-11-3717FR-SB(7-8)	7/26/2001	mg/kg	Cyanide, Total	0.15 U	160	
CSA	**10**		**3724 University Avenue**							**No**
				OU5-CSA-10-3724UA-SB(4.5-5.5)	8/6/2001	ug/kg	CVAA/CVAO	40 U	890	
				OU5-CSA-10-3724UA-SB(4.5-5.5)	8/6/2001	ug/kg	Sulfur Mustard	40 U	10	
				OU5-CSA-10-3724UA-SB(4.5-5.5)	8/6/2001	ug/kg	1,4-Dithiane	112 U	78,000	
				OU5-CSA-10-3724UA-SB(4.5-5.5)	8/6/2001	ug/kg	1,4-Oxathiane	223 U	78,000	
				OU5-CSA-10-3724UA-SB(4.5-5.5)	8/6/2001	ug/kg	Thiodiglycol	558 U	39,100	
				OU5-CSA-10-3724UA-SB(4.5-5.5)	8/6/2001	mg/kg	Cyanide, Total	0.17 U	160	
CSA	**11**		**3729 Fordham Road**							**No**
				OU5-CSA-11-3729FR-SB(7-8)	7/26/2001	ug/kg	CVAA/CVAO	40 U	890	
				OU5-CSA-11-3729FR-SB(7-8)	7/26/2001	ug/kg	Sulfur Mustard	40 U	10	
				OU5-CSA-11-3729FR-SB(7-8)	7/26/2001	ug/kg	1,4-Dithiane	121 U	78,000	
				OU5-CSA-11-3729FR-SB(7-8)	7/26/2001	ug/kg	1,4-Oxathiane	242 U	78,000	
				OU5-CSA-11-3729FR-SB(7-8)	7/26/2001	ug/kg	Thiodiglycol	592 U	39,100	
				OU5-CSA-11-3729FR-SB(7-8)	7/26/2001	mg/kg	Cyanide, Total	0.19 U	160	
CSA	**10**		**3731 48th Street**							**No**
				OU5-CSA-10-3731(48)-SB(3-4)	9/5/2001	ug/kg	CVAA/CVAO	40 U	890	
				OU5-CSA-10-3731(48)-SB(3-4)	9/5/2001	ug/kg	Sulfur Mustard	40 U	10	
				OU5-CSA-10-3731(48)-SB(3-4)	9/5/2001	ug/kg	1,4-Dithiane	111 U	78,000	

Area	Group	POI	Address	Sample ID	Sample Date	Units	Parameter	Result \1	Standard \3	Specialty boring associated with grid results?
				OU5-CSA-10-3731(48)-SB(3-4)	9/5/2001	ug/kg	1,4-Oxathiane	222 UJ	78,000	
				OU5-CSA-10-3731(48)-SB(3-4)	9/5/2001	ug/kg	Thiodiglycol	555 U	39,100	
				OU5-CSA-10-3731(48)-SB(3-4)	9/5/2001	mg/kg	Cyanide, Total	0.17 U	160	
CSA	**11**		**3735 Fordham Road**							**No**
				OU5-CSA-11-3735FR-SB(7-8)	7/26/2001	ug/kg	CVAA/CVAO	40 U	890	
				OU5-CSA-11-3735FR-SB(7-8)	7/26/2001	ug/kg	Sulfur Mustard	40 U	10	
				OU5-CSA-11-3735FR-SB(7-8)	7/26/2001	ug/kg	1,4-Dithiane	120 U	78,000	
				OU5-CSA-11-3735FR-SB(7-8)	7/26/2001	ug/kg	1,4-Oxathiane	239 U	78,000	
				OU5-CSA-11-3735FR-SB(7-8)	7/26/2001	ug/kg	Thiodiglycol	598 U	39,100	
				OU5-CSA-11-3735FR-SB(7-8)	7/26/2001	mg/kg	Cyanide, Total	0.19 U	160	
CTA	**1D**	**19R**	**3806 49th Street**							**No**
				OU5-CTA-1D-3806(49)-SB(4-5)	6/27/2001	ug/kg	Sulfur Mustard	40 U	10	
				OU5-CTA-1D-3806(49)-SB(4-5)	6/27/2001	ug/kg	1,4-Dithiane	115 U	78,000	
				OU5-CTA-1D-3806(49)-SB(4-5)	6/27/2001	ug/kg	1,4-Oxathiane	230 U	78,000	
				OU5-CTA-1D-3806(49)-SB(4-5)	6/27/2001	ug/kg	Thiodiglycol	575 U	39,100	
CTA	**1D**	**7R**	**3807 Fordham Road**							**No**
				OU5-CTA-1D-3807FR-SB-(2.5-3.5)	7/31/2001	ug/kg	CVAA/CVAO	40 U	890	
				OU5-CTA-1D-3807FR-SB-(2.5-3.5)	7/31/2001	ug/kg	Sulfur Mustard	40 U	10	
				OU5-CTA-1D-3807FR-SB-(2.5-3.5)	7/31/2001	ug/kg	1,4-Dithiane	106 U	78,000	
				OU5-CTA-1D-3807FR-SB-(2.5-3.5)	7/31/2001	ug/kg	1,4-Oxathiane	212 UL	78,000	
				OU5-CTA-1D-3807FR-SB-(2.5-3.5)	7/31/2001	ug/kg	Thiodiglycol	529 U	39,100	
				OU5-CTA-1D-3807FR-SB-(2.5-3.5)	7/31/2001	ug/kg	2,4-Dinitrotoluene	100 U	16,000	
				OU5-CTA-1D-3807FR-SB-(2.5-3.5)	7/31/2001	ug/kg	2,6-Dinitrotoluene	100 U	7,800	
				OU5-CTA-1D-3807FR-SB-(2.5-3.5)	7/31/2001	ug/kg	2,4,6-Trinitrotoluen	100 U	21,000	
				OU5-CTA-1D-3807FR-SB-(2.5-3.5)	7/31/2001	ug/kg	Nitrobenzene	100 U	3,900	
				OU5-CTA-1D-3807FR-SB-(2.5-3.5)	7/31/2001	ug/kg	Nitroglycerine	3000 U	46,000	
				OU5-CTA-1D-3807FR-SB-(2.5-3.5)	7/31/2001	ug/kg	Tetryl	100 U	78,000	
				OU5-CTA-1D-3807FR-SB-(2.5-3.5)	7/31/2001	mg/kg	Cyanide, Total	0.16 U	160	
CTA	**1D**	**19R**	**3809 49th Street**							**No**
				OU5-CTA-1D-3809(49)-SB(3-4)	8/14/2001	ug/kg	Sulfur Mustard	40 U	10	
				OU5-CTA-1D-3809(49)-SB(3-4)	8/14/2001	ug/kg	1,4-Dithiane	152 U	78,000	
				OU5-CTA-1D-3809(49)-SB(3-4)	8/14/2001	ug/kg	1,4-Oxathiane	304 U	78,000	
				OU5-CTA-1D-3809(49)-SB(3-4)	8/14/2001	ug/kg	Thiodiglycol	761 U	39,100	
CTA	**1D**	**19R**	**3810 49th Street**							**No**
				OU5-CTA-1D-3810(49)-SB(5-6)	6/25/2001	ug/kg	Sulfur Mustard	40 U	10	

Area	Group	POI	Address	Sample ID	Sample Date	Units	Parameter	Result \1		Standard \3	Specialty boring associated with grid results?
				OU5-CTA-1D-3810(49)-SB(5-6)	6/25/2001	ug/kg	1,4-Dithiane	115	UL	78,000	
				OU5-CTA-1D-3810(49)-SB(5-6)	6/25/2001	ug/kg	1,4-Oxathiane	231	U	78,000	
				OU5-CTA-1D-3810(49)-SB(5-6)	6/25/2001	ug/kg	Thiodiglycol	577	U	39,100	
CTA	**1D**	**19R**	**3815 49th Street**								**No**
				OU5-CTA-1D-3815(49)-SB(5-6)	7/19/2001	ug/kg	Sulfur Mustard	40	U	10	
				OU5-CTA-1D-3815(49)-SB(5-6)	7/19/2001	ug/kg	1,4-Dithiane	133	U	78,000	
				OU5-CTA-1D-3815(49)-SB(5-6)	7/19/2001	ug/kg	1,4-Oxathiane	266	U	78,000	
				OU5-CTA-1D-3815(49)-SB(5-6)	7/19/2001	ug/kg	Thiodiglycol	665	U	39,100	
				OU5-CTA-1D-3815(49)SB(5-6)DUP3	7/19/2001	ug/kg	Sulfur Mustard	40	U	10	
				OU5-CTA-1D-3815(49)SB(5-6)DUP3	7/19/2001	ug/kg	1,4-Dithiane	134	U	78,000	
				OU5-CTA-1D-3815(49)SB(5-6)DUP3	7/19/2001	ug/kg	1,4-Oxathiane	268	U	78,000	
				OU5-CTA-1D-3815(49)SB(5-6)DUP3	7/19/2001	ug/kg	Thiodiglycol	670	U	39,100	
CTA	**1D**	**19R**	**3816 49th Street**								**No**
				OU5-CTA-1D-3816(49)-SB(3-4)	7/19/2001	ug/kg	Sulfur Mustard	40	U	10	
				OU5-CTA-1D-3816(49)-SB(3-4)	7/19/2001	ug/kg	1,4-Dithiane	112	UJ	78,000	
				OU5-CTA-1D-3816(49)-SB(3-4)	7/19/2001	ug/kg	1,4-Oxathiane	224	UJ	78,000	
				OU5-CTA-1D-3816(49)-SB(3-4)	7/19/2001	ug/kg	Thiodiglycol	559	U	39,100	
CTA	**1D**	**19R**	**3819 49th Street**								**No**
				OU5-CTA-1D-3819(49)-SB(8-9)	6/25/2001	ug/kg	Sulfur Mustard	40	U	10	
				OU5-CTA-1D-3819(49)-SB(8-9)	6/25/2001	ug/kg	1,4-Dithiane	116	UL	78,000	
				OU5-CTA-1D-3819(49)-SB(8-9)	6/25/2001	ug/kg	1,4-Oxathiane	232	U	78,000	
				OU5-CTA-1D-3819(49)-SB(8-9)	6/25/2001	ug/kg	Thiodiglycol	579	U	39,100	
CTA	**1C**	**7R**	**3822 Fordham Road**								**No**
				OU5-CTA-1C-3822FR-SB(2-3)	8/21/2001	ug/kg	CVAA/CVAO	40	U	890	
				OU5-CTA-1C-3822FR-SB(2-3)	8/21/2001	ug/kg	Sulfur Mustard	40	U	10	
				OU5-CTA-1C-3822FR-SB(2-3)	8/21/2001	ug/kg	1,4-Dithiane	111	U	78,000	
				OU5-CTA-1C-3822FR-SB(2-3)	8/21/2001	ug/kg	1,4-Oxathiane	222	U	78,000	
				OU5-CTA-1C-3822FR-SB(2-3)	8/21/2001	ug/kg	Thiodiglycol	556	U	39,100	
				OU5-CTA-1C-3822FR-SB(2-3)	8/21/2001	ug/kg	2,4-Dinitrotoluene	100	U	16,000	
				OU5-CTA-1C-3822FR-SB(2-3)	8/21/2001	ug/kg	2,6-Dinitrotoluene	100	U	7,800	
				OU5-CTA-1C-3822FR-SB(2-3)	8/21/2001	ug/kg	2,4,6-Trinitrotoluen	100	U	21,000	
				OU5-CTA-1C-3822FR-SB(2-3)	8/21/2001	ug/kg	Nitrobenzene	100	U	3,900	
				OU5-CTA-1C-3822FR-SB(2-3)	8/21/2001	ug/kg	Nitroglycerine	2500	U	46,000	
				OU5-CTA-1C-3822FR-SB(2-3)	8/21/2001	ug/kg	Tetryl	100	U	78,000	
				OU5-CTA-1C-3822FR-SB(2-3)	8/21/2001	mg/kg	Cyanide, Total	0.17	U	160	

Area	Group	POI	Address	Sample ID	Sample Date	Units	Parameter	Result \1		Standard \3	Specialty boring associated with grid results?
CTA	1D	7R	3823 Fordham Road								No
				OU5-CTA-1D-3823FR-SB(4-5)	6/7/2001	ug/kg	CVAA/CVAO	40	U	890	
				OU5-CTA-1D-3823FR-SB(4-5)	6/7/2001	ug/kg	Sulfur Mustard	40	U	10	
				OU5-CTA-1D-3823FR-SB(4-5)	6/7/2001	ug/kg	1,4-Dithiane	111	UL	78,000	
				OU5-CTA-1D-3823FR-SB(4-5)	6/7/2001	ug/kg	1,4-Oxathiane	222	U	78,000	
				OU5-CTA-1D-3823FR-SB(4-5)	6/7/2001	ug/kg	Thiodiglycol	554	U	39,100	
				OU5-CTA-1D-3823FR-SB(4-5)	6/7/2001	ug/kg	2,4-Dinitrotoluene	100	UL	16,000	
				OU5-CTA-1D-3823FR-SB(4-5)	6/7/2001	ug/kg	2,6-Dinitrotoluene	100	UL	7,800	
				OU5-CTA-1D-3823FR-SB(4-5)	6/7/2001	ug/kg	2,4,6-Trinitrotoluen	100	UL	21,000	
				OU5-CTA-1D-3823FR-SB(4-5)	6/7/2001	ug/kg	Nitrobenzene	100	UL	3,900	
				OU5-CTA-1D-3823FR-SB(4-5)	6/7/2001	ug/kg	Nitroglycerine	10000	UL	46,000	
				OU5-CTA-1D-3823FR-SB(4-5)	6/7/2001	ug/kg	Tetryl	200	UL	78,000	
				OU5-CTA-1D-3823FR-SB(4-5)	6/7/2001	mg/kg	Cyanide, Total	0.25	U	160	
CTA	1B	39	3838 52nd Street								No
				OU5-CTA-1B-3838(52)-SB(9-10)	6/22/2001	ug/kg	CVAA/CVAO	40	U	890	
				OU5-CTA-1B-3838(52)-SB(9-10)	6/22/2001	ug/kg	Sulfur Mustard	40	U	10	
				OU5-CTA-1B-3838(52)-SB(9-10)	6/22/2001	ug/kg	1,4-Dithiane	116	UL	78,000	
				OU5-CTA-1B-3838(52)-SB(9-10)	6/22/2001	ug/kg	1,4-Oxathiane	232	U	78,000	
				OU5-CTA-1B-3838(52)-SB(9-10)	6/22/2001	ug/kg	Thiodiglycol	579	U	39,100	
				OU5-CTA-1B-3838(52)-SB(9-10)	6/22/2001	ug/kg	2,4-Dinitrotoluene	100	U	16,000	
				OU5-CTA-1B-3838(52)-SB(9-10)	6/22/2001	ug/kg	2,6-Dinitrotoluene	100	U	7,800	
				OU5-CTA-1B-3838(52)-SB(9-10)	6/22/2001	ug/kg	2,4,6-Trinitrotoluen	100	U	21,000	
				OU5-CTA-1B-3838(52)-SB(9-10)	6/22/2001	ug/kg	Nitrobenzene	100	U	3,900	
				OU5-CTA-1B-3838(52)-SB(9-10)	6/22/2001	ug/kg	Nitroglycerine	2500	UJ	46,000	
				OU5-CTA-1B-3838(52)-SB(9-10)	6/22/2001	ug/kg	Tetryl	100	U	78,000	
				OU5-CTA-1B-3838(52)-SB(9-10)	6/22/2001	mg/kg	Cyanide, Total	0.28	U	160	
CSA	10		3880 University Avenue								No
				OU5-CSA-10-3880UA-SB(6.5-7.5)	7/26/2001	ug/kg	CVAA/CVAO	40	U	890	
				OU5-CSA-10-3880UA-SB(6.5-7.5)	7/26/2001	ug/kg	Sulfur Mustard	40	U	10	
				OU5-CSA-10-3880UA-SB(6.5-7.5)	7/26/2001	ug/kg	1,4-Dithiane	122	U	78,000	
				OU5-CSA-10-3880UA-SB(6.5-7.5)	7/26/2001	ug/kg	1,4-Oxathiane	243	U	78,000	
				OU5-CSA-10-3880UA-SB(6.5-7.5)	7/26/2001	ug/kg	Thiodiglycol	608	U	39,100	
				OU5-CSA-10-3880UA-SB(6.5-7.5)	7/26/2001	mg/kg	Cyanide, Total	0.19	U	160	
CTA	1D	19R	3900 49th Street								No
				OU5-CTA-1D-3900(49)-SB(8-9)	6/25/2001	ug/kg	Sulfur Mustard	40	U	10	
				OU5-CTA-1D-3900(49)-SB(8-9)	6/25/2001	ug/kg	1,4-Dithiane	120	UL	78,000	

Area	Group	POI	Address	Sample ID	Sample Date	Units	Parameter	Result \1	Standard \3	Specialty boring associated with grid results?
				OU5-CTA-1D-3900(49)-SB(8-9)	6/25/2001	ug/kg	1,4-Oxathiane	241 U	78,000	
				OU5-CTA-1D-3900(49)-SB(8-9)	6/25/2001	ug/kg	Thiodiglycol	602 U	39,100	
CSA	**7**		**3900 Nebraska Avenue, Lot 1**							**No**
				OU5-CSA-7-L1-SB(3.5-4.5)	8/27/2001	ug/kg	CVAA/CVAO	40 U	890	
				OU5-CSA-7-L1-SB(3.5-4.5)	8/27/2001	ug/kg	Sulfur Mustard	40 U	10	
				OU5-CSA-7-L1-SB(3.5-4.5)	8/27/2001	ug/kg	1,4-Dithiane	147 U	78,000	
				OU5-CSA-7-L1-SB(3.5-4.5)	8/27/2001	ug/kg	1,4-Oxathiane	295 U	78,000	
				OU5-CSA-7-L1-SB(3.5-4.5)	8/27/2001	ug/kg	Thiodiglycol	737 U	39,100	
				OU5-CSA-7-L1-SB(3.5-4.5)	8/27/2001	mg/kg	Cyanide, Total	0.22 U	160	
CSA	**7**		**3900 Nebraska Avenue, Lot 2**							**No**
				OU5-CSA-7-L2-SBA(6-7)	8/27/2001	ug/kg	CVAA/CVAO	40 U	890	
				OU5-CSA-7-L2-SBA(6-7)	8/27/2001	ug/kg	Sulfur Mustard	40 U	10	
				OU5-CSA-7-L2-SBA(6-7)	8/27/2001	ug/kg	1,4-Dithiane	128 U	78,000	
				OU5-CSA-7-L2-SBA(6-7)	8/27/2001	ug/kg	1,4-Oxathiane	255 U	78,000	
				OU5-CSA-7-L2-SBA(6-7)	8/27/2001	ug/kg	Thiodiglycol	638 U	39,100	
				OU5-CSA-7-L2-SBA(6-7)	8/27/2001	mg/kg	Cyanide, Total	0.19 U	160	
				OU5-CSA-7-L2-SBB(3-4)	8/27/2001	ug/kg	CVAA/CVAO	40 U	890	
				OU5-CSA-7-L2-SBB(3-4)	8/27/2001	ug/kg	Sulfur Mustard	40 U	10	
				OU5-CSA-7-L2-SBB(3-4)	8/27/2001	ug/kg	1,4-Dithiane	123 U	78,000	
				OU5-CSA-7-L2-SBB(3-4)	8/27/2001	ug/kg	1,4-Oxathiane	246 U	78,000	
				OU5-CSA-7-L2-SBB(3-4)	8/27/2001	ug/kg	Thiodiglycol	616 U	39,100	
				OU5-CSA-7-L2-SBB(3-4)	8/27/2001	mg/kg	Cyanide, Total	0.19 U	160	
				OU5-CSA-7-L2-SBC(5.5-6.5)	8/27/2001	ug/kg	CVAA/CVAO	40 U	890	
				OU5-CSA-7-L2-SBC(5.5-6.5)	8/27/2001	ug/kg	Sulfur Mustard	40 U	10	
				OU5-CSA-7-L2-SBC(5.5-6.5)	8/27/2001	ug/kg	1,4-Dithiane	127 U	78,000	
				OU5-CSA-7-L2-SBC(5.5-6.5)	8/27/2001	ug/kg	1,4-Oxathiane	253 U	78,000	
				OU5-CSA-7-L2-SBC(5.5-6.5)	8/27/2001	ug/kg	Thiodiglycol	633 U	39,100	
				OU5-CSA-7-L2-SBC(5.5-6.5)	8/27/2001	mg/kg	Cyanide, Total	0.2 U	160	
CSA	**7**		**3900 Nebraska Avenue, Lot 7**							**No**
				OU5-CSA-7-L7-SB(4-5)	8/27/2001	ug/kg	CVAA/CVAO	40 U	890	
				OU5-CSA-7-L7-SB(4-5)	8/27/2001	ug/kg	Sulfur Mustard	40 U	10	
				OU5-CSA-7-L7-SB(4-5)	8/27/2001	ug/kg	1,4-Dithiane	118 U	78,000	
				OU5-CSA-7-L7-SB(4-5)	8/27/2001	ug/kg	1,4-Oxathiane	237 U	78,000	
				OU5-CSA-7-L7-SB(4-5)	8/27/2001	ug/kg	Thiodiglycol	591 U	39,100	
				OU5-CSA-7-L7-SB(4-5)	8/27/2001	mg/kg	Cyanide, Total	0.2 U	160	

Area	Group	POI	Address	Sample ID	Sample Date	Units	Parameter	Result \1	Standard \3	Specialty boring associated with grid results?
CSA	4		3900 University Avenue							No
				OU5-CSA-4-3900UA-SB(5.5-6.5)	8/6/2001	ug/kg	CVAA/CVAO	40 U	890	
				OU5-CSA-4-3900UA-SB(5.5-6.5)	8/6/2001	ug/kg	Sulfur Mustard	40 U	10	
				OU5-CSA-4-3900UA-SB(5.5-6.5)	8/6/2001	ug/kg	1,4-Dithiane	119 U	78,000	
				OU5-CSA-4-3900UA-SB(5.5-6.5)	8/6/2001	ug/kg	1,4-Oxathiane	237 U	78,000	
				OU5-CSA-4-3900UA-SB(5.5-6.5)	8/6/2001	ug/kg	Thiodiglycol	594 U	39,100	
				OU5-CSA-4-3900UA-SB(5.5-6.5)	8/6/2001	mg/kg	Cyanide, Total	0.2 U	160	
CSA	8		3901 45th Street							No
				OU5-CSA-8-3901(45)-SB(8.5-9.5)	8/8/2001	ug/kg	CVAA/CVAO	40 U	890	
				OU5-CSA-8-3901(45)-SB(8.5-9.5)	8/8/2001	ug/kg	Sulfur Mustard	40 U	10	
				OU5-CSA-8-3901(45)-SB(8.5-9.5)	8/8/2001	ug/kg	1,4-Dithiane	122 U	78,000	
				OU5-CSA-8-3901(45)-SB(8.5-9.5)	8/8/2001	ug/kg	1,4-Oxathiane	244 U	78,000	
				OU5-CSA-8-3901(45)-SB(8.5-9.5)	8/8/2001	ug/kg	Thiodiglycol	611 U	39,100	
				OU5-CSA-8-3901(45)-SB(8.5-9.5)	8/8/2001	mg/kg	Cyanide, Total	0.17 U	160	
CTA	1D	7R	3901 Fordham Road							No
				OU5-CTA-1D-3901FR-SB(6.5-7.5)	12/3/2001	ug/kg	CVAA/CVAO	40 U	890	
				OU5-CTA-1D-3901FR-SB(6.5-7.5)	12/3/2001	ug/kg	Sulfur Mustard	40 U	10	
				OU5-CTA-1D-3901FR-SB(6.5-7.5)	12/3/2001	ug/kg	1,4-Dithiane	140.6 U	78,000	
				OU5-CTA-1D-3901FR-SB(6.5-7.5)	12/3/2001	ug/kg	1,4-Oxathiane	281.3 U	78,000	
				OU5-CTA-1D-3901FR-SB(6.5-7.5)	12/3/2001	ug/kg	Thiodiglycol	704 U	39,100	
				OU5-CTA-1D-3901FR-SB(6.5-7.5)	12/3/2001	ug/kg	2,4-Dinitrotoluene	100 U	16,000	
				OU5-CTA-1D-3901FR-SB(6.5-7.5)	12/3/2001	ug/kg	2,6-Dinitrotoluene	100 U	7,800	
				OU5-CTA-1D-3901FR-SB(6.5-7.5)	12/3/2001	ug/kg	2,4,6-Trinitrotoluen	100 U	21,000	
				OU5-CTA-1D-3901FR-SB(6.5-7.5)	12/3/2001	ug/kg	Nitrobenzene	100 U	3,900	
				OU5-CTA-1D-3901FR-SB(6.5-7.5)	12/3/2001	ug/kg	Nitroglycerine	13000 U	46,000	
				OU5-CTA-1D-3901FR-SB(6.5-7.5)	12/3/2001	ug/kg	Tetryl	100 U	78,000	
				OU5-CTA-1D-3901FR-SB(6.5-7.5)	12/3/2001	mg/kg	Cyanide, Total	0.227 U	160	
CSA	8		3910 44th Street							No
				OU5-CSA-8-3910(44)-SB(9-10)	12/3/2001	ug/kg	CVAA/CVAO	40 U	890	
				OU5-CSA-8-3910(44)-SB(9-10)	12/3/2001	ug/kg	Sulfur Mustard	40 U	10	
				OU5-CSA-8-3910(44)-SB(9-10)	12/3/2001	ug/kg	1,4-Dithiane	121.4 U	78,000	
				OU5-CSA-8-3910(44)-SB(9-10)	12/3/2001	ug/kg	1,4-Oxathiane	242.7 U	78,000	
				OU5-CSA-8-3910(44)-SB(9-10)	12/3/2001	ug/kg	Thiodiglycol	607 U	39,100	
				OU5-CSA-8-3910(44)-SB(9-10)	12/3/2001	mg/kg	Cyanide, Total	0.176 U	160	
				OU5-CSA-8-3910(44)-SB-DUP10	12/3/2001	mg/kg	Cyanide, Total	0.16 U	160	

Area	Group	POI	Address	Sample ID	Sample Date	Units	Parameter	Result \1	Standard \3	Specialty boring associated with grid results?
CSA	4		3915 48th Street							No
				OU5-CSA-4-3915(48)-SB(9-10)	8/8/2001	ug/kg	CVAA/CVAO	40 U	890	
				OU5-CSA-4-3915(48)-SB(9-10)	8/8/2001	ug/kg	Sulfur Mustard	40 U	10	
				OU5-CSA-4-3915(48)-SB(9-10)	8/8/2001	ug/kg	1,4-Dithiane	113 U	78,000	
				OU5-CSA-4-3915(48)-SB(9-10)	8/8/2001	ug/kg	1,4-Oxathiane	226 U	78,000	
				OU5-CSA-4-3915(48)-SB(9-10)	8/8/2001	ug/kg	Thiodiglycol	564 U	39,100	
				OU5-CSA-4-3915(48)-SB(9-10)	8/8/2001	mg/kg	Cyanide, Total	0.18 U	160	
CTA	1D	7R	3933 Fordham Road							No
				OU5-CTA-1D-3933FR-SB(4.5-5.5)	7/5/2001	ug/kg	CVAA/CVAO	40 U	890	
				OU5-CTA-1D-3933FR-SB(4.5-5.5)	7/5/2001	ug/kg	Sulfur Mustard	40 U	10	
				OU5-CTA-1D-3933FR-SB(4.5-5.5)	7/5/2001	ug/kg	1,4-Dithiane	107 UL	78,000	
				OU5-CTA-1D-3933FR-SB(4.5-5.5)	7/5/2001	ug/kg	1,4-Oxathiane	215 U	78,000	
				OU5-CTA-1D-3933FR-SB(4.5-5.5)	7/5/2001	ug/kg	Thiodiglycol	536 U	39,100	
				OU5-CTA-1D-3933FR-SB(4.5-5.5)	7/5/2001	ug/kg	2,4-Dinitrotoluene	100 U	16,000	
				OU5-CTA-1D-3933FR-SB(4.5-5.5)	7/5/2001	ug/kg	2,6-Dinitrotoluene	100 U	7,800	
				OU5-CTA-1D-3933FR-SB(4.5-5.5)	7/5/2001	ug/kg	2,4,6-Trinitrotoluen	100 U	21,000	
				OU5-CTA-1D-3933FR-SB(4.5-5.5)	7/5/2001	ug/kg	Nitrobenzene	100 U	3,900	
				OU5-CTA-1D-3933FR-SB(4.5-5.5)	7/5/2001	ug/kg	Nitroglycerine	2500 U	46,000	
				OU5-CTA-1D-3933FR-SB(4.5-5.5)	7/5/2001	ug/kg	Tetryl	100 U	78,000	
				OU5-CTA-1D-3933FR-SB(4.5-5.5)	7/5/2001	mg/kg	Cyanide, Total	0.24 U	160	
CTA	1C	7R	3940 Fordham Road							No
				OU5-CTA-1C-3940FR-SB(9-10)	7/24/2001	ug/kg	CVAA/CVAO	40 U	890	
				OU5-CTA-1C-3940FR-SB(9-10)	7/24/2001	ug/kg	Sulfur Mustard	40 U	10	
				OU5-CTA-1C-3940FR-SB(9-10)	7/24/2001	ug/kg	1,4-Dithiane	115 U	78,000	
				OU5-CTA-1C-3940FR-SB(9-10)	7/24/2001	ug/kg	1,4-Oxathiane	230 U	78,000	
				OU5-CTA-1C-3940FR-SB(9-10)	7/24/2001	ug/kg	Thiodiglycol	575 U	39,100	
				OU5-CTA-1C-3940FR-SB(9-10)	7/24/2001	ug/kg	2,4-Dinitrotoluene	100 U	16,000	
				OU5-CTA-1C-3940FR-SB(9-10)	7/24/2001	ug/kg	2,6-Dinitrotoluene	100 U	7,800	
				OU5-CTA-1C-3940FR-SB(9-10)	7/24/2001	ug/kg	2,4,6-Trinitrotoluen	100 U	21,000	
				OU5-CTA-1C-3940FR-SB(9-10)	7/24/2001	ug/kg	Nitrobenzene	100 UL	3,900	
				OU5-CTA-1C-3940FR-SB(9-10)	7/24/2001	ug/kg	Nitroglycerine	2500 U	46,000	
				OU5-CTA-1C-3940FR-SB(9-10)	7/24/2001	ug/kg	Tetryl	100 U	78,000	
				OU5-CTA-1C-3940FR-SB(9-10)	7/24/2001	mg/kg	Cyanide, Total	0.2	160	
				OU5-CTA-1C-3940FR-SB-DUP01	7/24/2001	ug/kg	2,4-Dinitrotoluene	100 U	16,000	
				OU5-CTA-1C-3940FR-SB-DUP01	7/24/2001	ug/kg	2,6-Dinitrotoluene	100 U	7,800	
				OU5-CTA-1C-3940FR-SB-DUP01	7/24/2001	ug/kg	2,4,6-Trinitrotoluen	100 U	21,000	

Area	Group	POI	Address	Sample ID	Sample Date	Units	Parameter	Result \1		Standard \3	Specialty boring associated with grid results?
				OU5-CTA-1C-3940FR-SB-DUP01	7/24/2001	ug/kg	Nitrobenzene	100	UL	3,900	
				OU5-CTA-1C-3940FR-SB-DUP01	7/24/2001	ug/kg	Nitroglycerine	2500	U	46,000	
				OU5-CTA-1C-3940FR-SB-DUP01	7/24/2001	ug/kg	Tetryl	100	U	78,000	
CSA	7		4000 Nebraska Avenue, Lot 25								Yes
				OU5-CSA-7-L25-SB(1-2)	2/13/2002	ug/kg	CVAA/CVAO	40	U	890	
				OU5-CSA-7-L25-SB(1-2)	2/13/2002	ug/kg	Sulfur Mustard	40	U	10	
				OU5-CSA-7-L25-SB(1-2)	2/13/2002	ug/kg	1,4-Dithiane	120	U	78,000	
				OU5-CSA-7-L25-SB(1-2)	2/13/2002	ug/kg	1,4-Oxathiane	250	U	78,000	
				OU5-CSA-7-L25-SB(1-2)	2/13/2002	ug/kg	Thiodiglycol	620	U	39,100	
				OU5-CSA-7-L25-SB(1-2)	2/13/2002	mg/kg	Cyanide, Total	0.198	U	160	
CSA	4		4004 47th Street								No
				OU5-CSA-4-4004(47)-SB(1-2)	1/8/2002	ug/kg	CVAA/CVAO	40	U	890	
				OU5-CSA-4-4004(47)-SB(1-2)	1/8/2002	ug/kg	Sulfur Mustard	40	U	10	
				OU5-CSA-4-4004(47)-SB(1-2)	1/8/2002	ug/kg	1,4-Dithiane	120.2	U	78,000	
				OU5-CSA-4-4004(47)-SB(1-2)	1/8/2002	ug/kg	1,4-Oxathiane	240.4	UJ	78,000	
				OU5-CSA-4-4004(47)-SB(1-2)	1/8/2002	ug/kg	Thiodiglycol	600	U	39,100	
				OU5-CSA-4-4004(47)-SB(1-2)	1/8/2002	mg/kg	Cyanide, Total	0.186	U	160	
CSA	4		4007 49th Street								Yes
				OU5-CSA-4-4007(49)-2-A	6/10/2002	ug/kg	CVAA/CVAO	40	U	890	
				OU5-CSA-4-4007(49)-2-A	6/10/2002	ug/kg	Sulfur Mustard	40	U	10	
				OU5-CSA-4-4007(49)-2-A	6/10/2002	ug/kg	1,4-Dithiane	120	U	78,000	
				OU5-CSA-4-4007(49)-2-A	6/10/2002	ug/kg	1,4-Oxathiane	240	U	78,000	
				OU5-CSA-4-4007(49)-2-A	6/10/2002	ug/kg	Thiodiglycol	610	U	39,100	
				OU5-CSA-4-4007(49)-2-A	6/10/2002	mg/kg	Cyanide, Total	0.2	U	160	
				OU5-CSA-4-4007(49)-SB(4-5)	9/24/2001	ug/kg	CVAA/CVAO	40	U	890	
				OU5-CSA-4-4007(49)-SB(4-5)	9/24/2001	ug/kg	Sulfur Mustard	40	U	10	
				OU5-CSA-4-4007(49)-SB(4-5)	9/24/2001	ug/kg	1,4-Dithiane	124	U	78,000	
				OU5-CSA-4-4007(49)-SB(4-5)	9/24/2001	ug/kg	1,4-Oxathiane	248	U	78,000	
				OU5-CSA-4-4007(49)-SB(4-5)	9/24/2001	ug/kg	Thiodiglycol	619	U	39,100	
				OU5-CSA-4-4007(49)-SB(4-5)	9/24/2001	mg/kg	Cyanide, Total	0.19	U	160	
CSA	7		4010 Van Ness Street								No
				OU5-CSA-7-4010VNS-SB(3.5-4.5)	7/26/2001	ug/kg	CVAA/CVAO	40	U	890	
				OU5-CSA-7-4010VNS-SB(3.5-4.5)	7/26/2001	ug/kg	Sulfur Mustard	40	U	10	
				OU5-CSA-7-4010VNS-SB(3.5-4.5)	7/26/2001	ug/kg	1,4-Dithiane	118	U	78,000	
				OU5-CSA-7-4010VNS-SB(3.5-4.5)	7/26/2001	ug/kg	1,4-Oxathiane	235	U	78,000	
				OU5-CSA-7-4010VNS-SB(3.5-4.5)	7/26/2001	ug/kg	Thiodiglycol	588	U	39,100	

Area	Group	POI	Address	Sample ID	Sample Date	Units	Parameter	Result \1		Standard \3	Specialty boring associated with grid results?
				OU5-CSA-7-4010VNS-SB(3.5-4.5)	7/26/2001	mg/kg	Cyanide, Total	0.19	U	160	
CSA	**4**		**4012 47th Street**								**Yes**
				OU5-CSA-4-4012(47)-SB(2.5-3.5)	2/4/2002	ug/kg	CVAA/CVAO	40	U	890	
				OU5-CSA-4-4012(47)-SB(2.5-3.5)	2/4/2002	ug/kg	Sulfur Mustard	40	U	10	
				OU5-CSA-4-4012(47)-SB(2.5-3.5)	2/4/2002	ug/kg	1,4-Dithiane	117.2	U	78,000	
				OU5-CSA-4-4012(47)-SB(2.5-3.5)	2/4/2002	ug/kg	1,4-Oxathiane	234.5	U	78,000	
				OU5-CSA-4-4012(47)-SB(2.5-3.5)	2/4/2002	ug/kg	Thiodiglycol	590	U	39,100	
				OU5-CSA-4-4012(47)-SB(2.5-3.5)	2/4/2002	mg/kg	Cyanide, Total	0.186	U	160	
CTA	**1C**	**16R**	**4020 Fordham Road**								**No**
				OU5-CTA-1C-4020FR-SB-(2.5-3.5)	7/31/2001	ug/kg	CVAA/CVAO	40	U	890	
				OU5-CTA-1C-4020FR-SB-(2.5-3.5)	7/31/2001	ug/kg	Sulfur Mustard	40	U	10	
				OU5-CTA-1C-4020FR-SB-(2.5-3.5)	7/31/2001	ug/kg	1,4-Dithiane	108	U	78,000	
				OU5-CTA-1C-4020FR-SB-(2.5-3.5)	7/31/2001	ug/kg	1,4-Oxathiane	216	UL	78,000	
				OU5-CTA-1C-4020FR-SB-(2.5-3.5)	7/31/2001	ug/kg	Thiodiglycol	541	U	39,100	
				OU5-CTA-1C-4020FR-SB-(2.5-3.5)	7/31/2001	mg/kg	Cyanide, Total	0.17	U	160	
CTA	**1D**	**16R**	**4021 Fordham Road**								**No**
				OU5-CTA-1D-4021FR-SB(4-5)	7/30/2001	ug/kg	CVAA/CVAO	40	U	890	
				OU5-CTA-1D-4021FR-SB(4-5)	7/30/2001	ug/kg	Sulfur Mustard	40	U	10	
				OU5-CTA-1D-4021FR-SB(4-5)	7/30/2001	ug/kg	1,4-Dithiane	110	U	78,000	
				OU5-CTA-1D-4021FR-SB(4-5)	7/30/2001	ug/kg	1,4-Oxathiane	220	U	78,000	
				OU5-CTA-1D-4021FR-SB(4-5)	7/30/2001	ug/kg	Thiodiglycol	549	U	39,100	
				OU5-CTA-1D-4021FR-SB(4-5)	7/30/2001	mg/kg	Cyanide, Total	0.18	U	160	
				OU5-CTA-1D-4021FR-SB-DUP04	7/30/2001	ug/kg	Sulfur Mustard	40	U	10	
CTA	**1B**	**39**	**4040 52nd Street**								**No**
				OU5-CTA-1B-4040(52)-SB(2.5-3.5)	10/23/2001	ug/kg	CVAA/CVAO	40	U	890	
				OU5-CTA-1B-4040(52)-SB(2.5-3.5)	10/23/2001	ug/kg	1,4-Dithiane	114	UJ	78,000	
				OU5-CTA-1B-4040(52)-SB(2.5-3.5)	10/23/2001	ug/kg	1,4-Oxathiane	229	UJ	78,000	
				OU5-CTA-1B-4040(52)-SB(2.5-3.5)	10/23/2001	ug/kg	Thiodiglycol	571	U	39,100	
				OU5-CTA-1B-4040(52)-SB(2.5-3.5)	10/23/2001	ug/kg	2,4-Dinitrotoluene	100	UJ	16,000	
				OU5-CTA-1B-4040(52)-SB(2.5-3.5)	10/23/2001	ug/kg	2,6-Dinitrotoluene	100	UJ	7,800	
				OU5-CTA-1B-4040(52)-SB(2.5-3.5)	10/23/2001	ug/kg	2,4,6-Trinitrotoluen	100	UJ	21,000	
				OU5-CTA-1B-4040(52)-SB(2.5-3.5)	10/23/2001	ug/kg	Nitrobenzene	100	UJ	3,900	
				OU5-CTA-1B-4040(52)-SB(2.5-3.5)	10/23/2001	ug/kg	Nitroglycerine	2500	UJ	46,000	
				OU5-CTA-1B-4040(52)-SB(2.5-3.5)	10/23/2001	ug/kg	Tetryl	100	UJ	78,000	
				OU5-CTA-1B-4040(52)-SB(2.5-3.5)	10/23/2001	mg/kg	Cyanide, Total	0.165	U	160	

Area	Group	POI	Address	Sample ID	Sample Date	Units	Parameter	Result \1	Standard \3	Specialty boring associated with grid results?
CTA	1B	39	4050 52nd Street							No
				OU5-CTA-1B-4050(52)-SB(1-2)	7/19/2001	ug/kg	CVAA/CVAO	40 U	890	
				OU5-CTA-1B-4050(52)-SB(1-2)	7/19/2001	ug/kg	Sulfur Mustard	40 U	10	
				OU5-CTA-1B-4050(52)-SB(1-2)	7/19/2001	ug/kg	1,4-Dithiane	106 U	78,000	
				OU5-CTA-1B-4050(52)-SB(1-2)	7/19/2001	ug/kg	1,4-Oxathiane	213 U	78,000	
				OU5-CTA-1B-4050(52)-SB(1-2)	7/19/2001	ug/kg	Thiodiglycol	532 U	39,100	
				OU5-CTA-1B-4050(52)-SB(1-2)	7/19/2001	ug/kg	2,4-Dinitrotoluene	100 U	16,000	
				OU5-CTA-1B-4050(52)-SB(1-2)	7/19/2001	ug/kg	2,6-Dinitrotoluene	100 U	7,800	
				OU5-CTA-1B-4050(52)-SB(1-2)	7/19/2001	ug/kg	2,4,6-Trinitrotoluen	100 U	21,000	
				OU5-CTA-1B-4050(52)-SB(1-2)	7/19/2001	ug/kg	Nitrobenzene	100 UL	3,900	
				OU5-CTA-1B-4050(52)-SB(1-2)	7/19/2001	ug/kg	Nitroglycerine	2500 U	46,000	
				OU5-CTA-1B-4050(52)-SB(1-2)	7/19/2001	ug/kg	Tetryl	100 U	78,000	
				OU5-CTA-1B-4050(52)-SB(1-2)	7/19/2001	mg/kg	Cyanide, Total	0.21 U	160	
				OU5-CTA-1B-4050(52)-SB-DUP02	7/19/2001	ug/kg	CVAA/CVAO	40 U	890	
				OU5-CTA-1B-4050(52)-SB-DUP02	7/19/2001	mg/kg	Cyanide, Total	0.2 U	160	
CTA	1B	39	4054 52nd Terrace							No
				OU5-CTA-1B-4054(52T)-SB(5-6)	8/2/2001	ug/kg	CVAA/CVAO	40 U	890	
				OU5-CTA-1B-4054(52T)-SB(5-6)	8/2/2001	ug/kg	Sulfur Mustard	40 U	10	
				OU5-CTA-1B-4054(52T)-SB(5-6)	8/2/2001	ug/kg	1,4-Dithiane	109 U	78,000	
				OU5-CTA-1B-4054(52T)-SB(5-6)	8/2/2001	ug/kg	1,4-Oxathiane	219 U	78,000	
				OU5-CTA-1B-4054(52T)-SB(5-6)	8/2/2001	ug/kg	Thiodiglycol	547 U	39,100	
				OU5-CTA-1B-4054(52T)-SB(5-6)	8/2/2001	ug/kg	2,4-Dinitrotoluene	100 U	16,000	
				OU5-CTA-1B-4054(52T)-SB(5-6)	8/2/2001	ug/kg	2,6-Dinitrotoluene	100 U	7,800	
				OU5-CTA-1B-4054(52T)-SB(5-6)	8/2/2001	ug/kg	2,4,6-Trinitrotoluen	100 U	21,000	
				OU5-CTA-1B-4054(52T)-SB(5-6)	8/2/2001	ug/kg	Nitrobenzene	100 U	3,900	
				OU5-CTA-1B-4054(52T)-SB(5-6)	8/2/2001	ug/kg	Nitroglycerine	2500 U	46,000	
				OU5-CTA-1B-4054(52T)-SB(5-6)	8/2/2001	ug/kg	Tetryl	100 U	78,000	
				OU5-CTA-1B-4054(52T)-SB(5-6)	8/2/2001	mg/kg	Cyanide, Total	0.18 U	160	
				OU5-CTA-1B-4054(52T)-SB-DUP02	8/2/2001	ug/kg	2,4-Dinitrotoluene	100 U	16,000	
				OU5-CTA-1B-4054(52T)-SB-DUP02	8/2/2001	ug/kg	2,6-Dinitrotoluene	100 U	7,800	
				OU5-CTA-1B-4054(52T)-SB-DUP02	8/2/2001	ug/kg	2,4,6-Trinitrotoluen	100 U	21,000	
				OU5-CTA-1B-4054(52T)-SB-DUP02	8/2/2001	ug/kg	Nitrobenzene	100 U	3,900	
				OU5-CTA-1B-4054(52T)-SB-DUP02	8/2/2001	ug/kg	Nitroglycerine	2500 U	46,000	
				OU5-CTA-1B-4054(52T)-SB-DUP02	8/2/2001	ug/kg	Tetryl	100 U	78,000	
CTA	1B	39	4055 52nd Terrace							No
				OU5-CTA-1B-4055(52T)-SB(6-7)	6/7/2001	ug/kg	CVAA/CVAO	40 U	890	

Area	Group	POI	Address	Sample ID	Sample Date	Units	Parameter	Result \1		Standard \3	Specialty boring associated with grid results?
				OU5-CTA-1B-4055(52T)-SB(6-7)	6/7/2001	ug/kg	Sulfur Mustard	40	U	10	
				OU5-CTA-1B-4055(52T)-SB(6-7)	6/7/2001	ug/kg	1,4-Dithiane	110	UL	78,000	
				OU5-CTA-1B-4055(52T)-SB(6-7)	6/7/2001	ug/kg	1,4-Oxathiane	221	U	78,000	
				OU5-CTA-1B-4055(52T)-SB(6-7)	6/7/2001	ug/kg	Thiodiglycol	552	U	39,100	
				OU5-CTA-1B-4055(52T)-SB(6-7)	6/7/2001	ug/kg	2,4-Dinitrotoluene	100	UL	16,000	
				OU5-CTA-1B-4055(52T)-SB(6-7)	6/7/2001	ug/kg	2,6-Dinitrotoluene	100	U	7,800	
				OU5-CTA-1B-4055(52T)-SB(6-7)	6/7/2001	ug/kg	2,4,6-Trinitrotoluen	100	U	21,000	
				OU5-CTA-1B-4055(52T)-SB(6-7)	6/7/2001	ug/kg	Nitrobenzene	100	U	3,900	
				OU5-CTA-1B-4055(52T)-SB(6-7)	6/7/2001	ug/kg	Nitroglycerine	10000	U	46,000	
				OU5-CTA-1B-4055(52T)-SB(6-7)	6/7/2001	ug/kg	Tetryl	200	U	78,000	
				OU5-CTA-1B-4055(52T)-SB(6-7)	6/7/2001	mg/kg	Cyanide, Total	0.26	U	160	
CTA	1B	39	4060 52nd Terrace								No
				OU5-CTA-1B-4060(52T)-SB-(8.5-9.5)	8/2/2001	ug/kg	CVAA/CVAO	40	U	890	
				OU5-CTA-1B-4060(52T)-SB-(8.5-9.5)	8/2/2001	ug/kg	Sulfur Mustard	40	U	10	
				OU5-CTA-1B-4060(52T)-SB-(8.5-9.5)	8/2/2001	ug/kg	1,4-Dithiane	112	U	78,000	
				OU5-CTA-1B-4060(52T)-SB-(8.5-9.5)	8/2/2001	ug/kg	1,4-Oxathiane	224	U	78,000	
				OU5-CTA-1B-4060(52T)-SB-(8.5-9.5)	8/2/2001	ug/kg	Thiodiglycol	561	U	39,100	
				OU5-CTA-1B-4060(52T)-SB-(8.5-9.5)	8/2/2001	ug/kg	2,4-Dinitrotoluene	100	U	16,000	
				OU5-CTA-1B-4060(52T)-SB-(8.5-9.5)	8/2/2001	ug/kg	2,6-Dinitrotoluene	100	U	7,800	
				OU5-CTA-1B-4060(52T)-SB-(8.5-9.5)	8/2/2001	ug/kg	2,4,6-Trinitrotoluen	100	U	21,000	
				OU5-CTA-1B-4060(52T)-SB-(8.5-9.5)	8/2/2001	ug/kg	Nitrobenzene	100	U	3,900	
				OU5-CTA-1B-4060(52T)-SB-(8.5-9.5)	8/2/2001	ug/kg	Nitroglycerine	2500	U	46,000	
				OU5-CTA-1B-4060(52T)-SB-(8.5-9.5)	8/2/2001	ug/kg	Tetryl	100	U	78,000	
				OU5-CTA-1B-4060(52T)-SB-(8.5-9.5)	8/2/2001	mg/kg	Cyanide, Total	0.17	U	160	
				OU5-CTA-1B-4060(52T)-SB-DUP04	8/2/2001	ug/kg	1,4-Dithiane	111	U	78,000	
				OU5-CTA-1B-4060(52T)-SB-DUP04	8/2/2001	ug/kg	1,4-Oxathiane	222	U	78,000	
				OU5-CTA-1B-4060(52T)-SB-DUP04	8/2/2001	ug/kg	Thiodiglycol	556	U	39,100	
CTA	1B	39	4070 52nd Street								No
				OU5-CTA-1B-4070(52)-SB(4.5-5.5)	10/23/2001	ug/kg	CVAA/CVAO	40	U	890	
				OU5-CTA-1B-4070(52)-SB(4.5-5.5)	10/23/2001	ug/kg	1,4-Dithiane	107	U	78,000	
				OU5-CTA-1B-4070(52)-SB(4.5-5.5)	10/23/2001	ug/kg	1,4-Oxathiane	214	U	78,000	
				OU5-CTA-1B-4070(52)-SB(4.5-5.5)	10/23/2001	ug/kg	Thiodiglycol	535	U	39,100	
				OU5-CTA-1B-4070(52)-SB(4.5-5.5)	10/23/2001	ug/kg	2,4-Dinitrotoluene	100	UJ	16,000	
				OU5-CTA-1B-4070(52)-SB(4.5-5.5)	10/23/2001	ug/kg	2,6-Dinitrotoluene	100	UJ	7,800	
				OU5-CTA-1B-4070(52)-SB(4.5-5.5)	10/23/2001	ug/kg	2,4,6-Trinitrotoluen	100	UJ	21,000	
				OU5-CTA-1B-4070(52)-SB(4.5-5.5)	10/23/2001	ug/kg	Nitrobenzene	100	UJ	3,900	
				OU5-CTA-1B-4070(52)-SB(4.5-5.5)	10/23/2001	ug/kg	Nitroglycerine	2500	UJ	46,000	

Area	Group	POI	Address	Sample ID	Sample Date	Units	Parameter	Result \1		Standard \3	Specialty boring associated with grid results?
				OU5-CTA-1B-4070(52)-SB(4.5-5.5)	10/23/2001	ug/kg	Tetryl	100	UJ	78,000	
				OU5-CTA-1B-4070(52)-SB(4.5-5.5)	10/23/2001	mg/kg	Cyanide, Total	0.174	U	160	
				OU5-CTA-1B-4070(52)-SB-DUP11	10/23/2001	ug/kg	1,4-Dithiane	106	U	78,000	
				OU5-CTA-1B-4070(52)-SB-DUP11	10/23/2001	ug/kg	1,4-Oxathiane	213	U	78,000	
				OU5-CTA-1B-4070(52)-SB-DUP11	10/23/2001	ug/kg	Thiodiglycol	532	U	39,100	
CTA	***1D***	***16R***	***4101 Fordham Road***								***No***
				OU5-CTA-1D-4101FR-SB-(4-5)	6/13/2001	ug/kg	CVAA/CVAO	40	U	890	
				OU5-CTA-1D-4101FR-SB-(4-5)	6/13/2001	ug/kg	Sulfur Mustard	40	U	10	
				OU5-CTA-1D-4101FR-SB-(4-5)	6/13/2001	ug/kg	1,4-Dithiane	113	U	78,000	
				OU5-CTA-1D-4101FR-SB-(4-5)	6/13/2001	ug/kg	1,4-Oxathiane	227	UL	78,000	
				OU5-CTA-1D-4101FR-SB-(4-5)	6/13/2001	ug/kg	Thiodiglycol	567	U	39,100	
				OU5-CTA-1D-4101FR-SB-(4-5)	6/13/2001	mg/kg	Cyanide, Total	0.26	U	160	
				OU5-CTA-1D-4101FR-SB-DUP01	6/13/2001	mg/kg	Cyanide, Total	0.26	U	160	
CSA	***3***		***4105 49th Street***								***No***
				OU5-CSA-3-4105(49)-SB(7-8)	7/25/2001	ug/kg	CVAA/CVAO	40	U	890	
				OU5-CSA-3-4105(49)-SB(7-8)	7/25/2001	ug/kg	Sulfur Mustard	40	U	10	
				OU5-CSA-3-4105(49)-SB(7-8)	7/25/2001	ug/kg	1,4-Dithiane	124	U	78,000	
				OU5-CSA-3-4105(49)-SB(7-8)	7/25/2001	ug/kg	1,4-Oxathiane	247	U	78,000	
				OU5-CSA-3-4105(49)-SB(7-8)	7/25/2001	ug/kg	Thiodiglycol	618	U	39,100	
				OU5-CSA-3-4105(49)-SB(7-8)	7/25/2001	mg/kg	Cyanide, Total	0.2		160	
CTA	***1D***	***16R***	***4107 Fordham Road***								***No***
				OU5-CTA-1D-4107FR-SB(3-4)	7/11/2001	ug/kg	CVAA/CVAO	40	U	890	
				OU5-CTA-1D-4107FR-SB(3-4)	7/11/2001	ug/kg	Sulfur Mustard	40	U	10	
				OU5-CTA-1D-4107FR-SB(3-4)	7/11/2001	ug/kg	1,4-Dithiane	115	UL	78,000	
				OU5-CTA-1D-4107FR-SB(3-4)	7/11/2001	ug/kg	1,4-Oxathiane	230	U	78,000	
				OU5-CTA-1D-4107FR-SB(3-4)	7/11/2001	ug/kg	Thiodiglycol	576	U	39,100	
				OU5-CTA-1D-4107FR-SB(3-4)	7/11/2001	mg/kg	Cyanide, Total	0.28	U	160	
CSA	***5***		***4115 45th Street***								***Yes***
				OU5-CSA-5-4115(45)-SB(9-10)	12/10/2001	ug/kg	CVAA/CVAO	40	U	890	
				OU5-CSA-5-4115(45)-SB(9-10)	12/10/2001	ug/kg	Sulfur Mustard	40	U	10	
				OU5-CSA-5-4115(45)-SB(9-10)	12/10/2001	ug/kg	1,4-Dithiane	125	U	78,000	
				OU5-CSA-5-4115(45)-SB(9-10)	12/10/2001	ug/kg	1,4-Oxathiane	250	U	78,000	
				OU5-CSA-5-4115(45)-SB(9-10)	12/10/2001	ug/kg	Thiodiglycol	630	U	39,100	
				OU5-CSA-5-4115(45)-SB(9-10)	12/10/2001	mg/kg	Cyanide, Total	0.174	U	160	

Area	Group	POI	Address	Sample ID	Sample Date	Units	Parameter	Result \1	Standard \3	Specialty boring associated with grid results?
CSA	7		4120 Van Ness Street, Lot 41							No
				OU5-CSA-7-L41-SB(9-10)	8/14/2001	ug/kg	CVAA/CVAO	40 U	890	
				OU5-CSA-7-L41-SB(9-10)	8/14/2001	ug/kg	Sulfur Mustard	40 U	10	
				OU5-CSA-7-L41-SB(9-10)	8/14/2001	ug/kg	1,4-Dithiane	114 U	78,000	
				OU5-CSA-7-L41-SB(9-10)	8/14/2001	ug/kg	1,4-Oxathiane	228 U	78,000	
				OU5-CSA-7-L41-SB(9-10)	8/14/2001	ug/kg	Thiodiglycol	571 U	39,100	
				OU5-CSA-7-L41-SB(9-10)	8/14/2001	mg/kg	Cyanide, Total	0.17 U	160	
CTA	1A	16R	4200 Fordham Road							No
				OU5-CTA-1A-4200FR-SB-5	6/7/2001	ug/kg	CVAA/CVAO	40 U	890	
				OU5-CTA-1A-4200FR-SB-5	6/7/2001	ug/kg	Sulfur Mustard	40 U	10	
				OU5-CTA-1A-4200FR-SB-5	6/7/2001	ug/kg	1,4-Dithiane	115 UL	78,000	
				OU5-CTA-1A-4200FR-SB-5	6/7/2001	ug/kg	1,4-Oxathiane	229 U	78,000	
				OU5-CTA-1A-4200FR-SB-5	6/7/2001	ug/kg	Thiodiglycol	573 U	39,100	
				OU5-CTA-1A-4200FR-SB-5	6/7/2001	mg/kg	Cyanide, Total	0.27 U	160	
CTA	1A	16R	4201 Fordham Road							No
				OU5-CTA-1A-4201FR-SB(5-6)	6/25/2001	ug/kg	CVAA/CVAO	40 U	890	
				OU5-CTA-1A-4201FR-SB(5-6)	6/25/2001	ug/kg	Sulfur Mustard	40 U	10	
				OU5-CTA-1A-4201FR-SB(5-6)	6/25/2001	ug/kg	1,4-Dithiane	110 UL	78,000	
				OU5-CTA-1A-4201FR-SB(5-6)	6/25/2001	ug/kg	1,4-Oxathiane	221 U	78,000	
				OU5-CTA-1A-4201FR-SB(5-6)	6/25/2001	ug/kg	Thiodiglycol	551 U	39,100	
				OU5-CTA-1A-4201FR-SB(5-6)	6/25/2001	mg/kg	Cyanide, Total	0.26 U	160	
CTA	1A	16R	4208 50th Street							No
				OU5-CTA-1A-4208(50)-SB(8-9)	6/21/2001	ug/kg	CVAA/CVAO	40 U	890	
				OU5-CTA-1A-4208(50)-SB(8-9)	6/21/2001	ug/kg	Sulfur Mustard	40 U	10	
				OU5-CTA-1A-4208(50)-SB(8-9)	6/21/2001	ug/kg	1,4-Dithiane	112 UL	78,000	
				OU5-CTA-1A-4208(50)-SB(8-9)	6/21/2001	ug/kg	1,4-Oxathiane	224 U	78,000	
				OU5-CTA-1A-4208(50)-SB(8-9)	6/21/2001	ug/kg	Thiodiglycol	561 U	39,100	
				OU5-CTA-1A-4208(50)-SB(8-9)	6/21/2001	mg/kg	Cyanide, Total	0.24 U	160	
CTA	1A	16R	4209 50th Street							No
				OU5-CTA-1A-4209(50)-SB(5-6)	7/9/2001	ug/kg	CVAA/CVAO	40 U	890	
				OU5-CTA-1A-4209(50)-SB(5-6)	7/9/2001	ug/kg	Sulfur Mustard	40 U	10	
				OU5-CTA-1A-4209(50)-SB(5-6)	7/9/2001	ug/kg	1,4-Dithiane	110 UL	78,000	
				OU5-CTA-1A-4209(50)-SB(5-6)	7/9/2001	ug/kg	1,4-Oxathiane	221 U	78,000	
				OU5-CTA-1A-4209(50)-SB(5-6)	7/9/2001	ug/kg	Thiodiglycol	551 U	39,100	
				OU5-CTA-1A-4209(50)-SB(5-6)	7/9/2001	mg/kg	Cyanide, Total	0.25 U	160	

Area	Group	POI	Address	Sample ID	Sample Date	Units	Parameter	Result \1		Standard \3	Specialty boring associated with grid results?
CTA	1A	16R	4210 Fordham Road								No
				OU5-CTA-1A-4210FR-SB-(5-6)	6/13/2001	ug/kg	CVAA/CVAO	40	U	890	
				OU5-CTA-1A-4210FR-SB-(5-6)	6/13/2001	ug/kg	Sulfur Mustard	40	U	10	
				OU5-CTA-1A-4210FR-SB-(5-6)	6/13/2001	ug/kg	1,4-Dithiane	108	UL	78,000	
				OU5-CTA-1A-4210FR-SB-(5-6)	6/13/2001	ug/kg	1,4-Oxathiane	216	UL	78,000	
				OU5-CTA-1A-4210FR-SB-(5-6)	6/13/2001	ug/kg	Thiodiglycol	539	U	39,100	
				OU5-CTA-1A-4210FR-SB-(5-6)	6/13/2001	mg/kg	Cyanide, Total	0.26	U	160	
				OU5-CTA-1A-4210FR-SB-DUP01	6/13/2001	ug/kg	CVAA/CVAO	40	U	890	
				OU5-CTA-1A-4210FR-SB-DUP01	6/13/2001	ug/kg	Sulfur Mustard	40	U	10	
				OU5-CTA-1A-4210FR-SB-DUP01	6/13/2001	ug/kg	1,4-Dithiane	108	UL	78,000	
				OU5-CTA-1A-4210FR-SB-DUP01	6/13/2001	ug/kg	1,4-Oxathiane	216	UL	78,000	
				OU5-CTA-1A-4210FR-SB-DUP01	6/13/2001	ug/kg	Thiodiglycol	541	U	39,100	
CTA	1A	16R	4214 50th Street								No
				OU5-CTA-1A-4214(50)-SB(5-6)	6/14/2001	ug/kg	CVAA/CVAO	40	U	890	
				OU5-CTA-1A-4214(50)-SB(5-6)	6/14/2001	ug/kg	Sulfur Mustard	40	U	10	
				OU5-CTA-1A-4214(50)-SB(5-6)	6/14/2001	ug/kg	1,4-Dithiane	116	UL	78,000	
				OU5-CTA-1A-4214(50)-SB(5-6)	6/14/2001	ug/kg	1,4-Oxathiane	231	U	78,000	
				OU5-CTA-1A-4214(50)-SB(5-6)	6/14/2001	ug/kg	Thiodiglycol	578	U	39,100	
				OU5-CTA-1A-4214(50)-SB(5-6)	6/14/2001	mg/kg	Cyanide, Total	0.25	U	160	
CTA	1A	16R	4219 50th Street								No
				OU5-CTA-1A-4219(50)-SB(4-5)	7/9/2001	ug/kg	CVAA/CVAO	40	U	890	
				OU5-CTA-1A-4219(50)-SB(4-5)	7/9/2001	ug/kg	Sulfur Mustard	40	U	10	
				OU5-CTA-1A-4219(50)-SB(4-5)	7/9/2001	ug/kg	1,4-Dithiane	112	UL	78,000	
				OU5-CTA-1A-4219(50)-SB(4-5)	7/9/2001	ug/kg	1,4-Oxathiane	223	U	78,000	
				OU5-CTA-1A-4219(50)-SB(4-5)	7/9/2001	ug/kg	Thiodiglycol	559	U	39,100	
				OU5-CTA-1A-4219(50)-SB(4-5)	7/9/2001	mg/kg	Cyanide, Total	0.25	U	160	
CTA	1A	16R	4220 50th Street								No
				OU5-CTA-1A-4220(50)-SB(8.5-9.5)	12/3/2001	ug/kg	CVAA/CVAO	40	U	890	
				OU5-CTA-1A-4220(50)-SB(8.5-9.5)	12/3/2001	ug/kg	Sulfur Mustard	40	U	10	
				OU5-CTA-1A-4220(50)-SB(8.5-9.5)	12/3/2001	ug/kg	1,4-Dithiane	110.6	U	78,000	
				OU5-CTA-1A-4220(50)-SB(8.5-9.5)	12/3/2001	ug/kg	1,4-Oxathiane	221.2	U	78,000	
				OU5-CTA-1A-4220(50)-SB(8.5-9.5)	12/3/2001	ug/kg	Thiodiglycol	553	U	39,100	
				OU5-CTA-1A-4220(50)-SB(8.5-9.5)	12/3/2001	mg/kg	Cyanide, Total	0.181	U	160	
				OU5-CTA-1A-4220(50)-SB-DUP10	12/3/2001	ug/kg	CVAA/CVAO	40	U	890	

Area	Group	POI	Address	Sample ID	Sample Date	Units	Parameter	Result \1	Standard \3	Specialty boring associated with grid results?
CTA	1A	16R	4220 Fordham Road							No
				OU5-CTA-1A-4220FR-SB(5-6)	6/22/2001	ug/kg	CVAA/CVAO	40 U	890	
				OU5-CTA-1A-4220FR-SB(5-6)	6/22/2001	ug/kg	Sulfur Mustard	40 U	10	
				OU5-CTA-1A-4220FR-SB(5-6)	6/22/2001	ug/kg	1,4-Dithiane	112 UL	78,000	
				OU5-CTA-1A-4220FR-SB(5-6)	6/22/2001	ug/kg	1,4-Oxathiane	225 U	78,000	
				OU5-CTA-1A-4220FR-SB(5-6)	6/22/2001	ug/kg	Thiodiglycol	562 U	39,100	
				OU5-CTA-1A-4220FR-SB(5-6)	6/22/2001	mg/kg	Cyanide, Total	0.22 U	160	
CSA	6		4221 43rd Street							No
				OU5-CSA-6-4221(43)-SB(3.5-4.5)	7/2/2002	ug/kg	CVAA/CVAO	40 U \2	890	
				OU5-CSA-6-4221(43)-SB(3.5-4.5)	7/2/2002	ug/kg	Sulfur Mustard	40 U \2	10	
				OU5-CSA-6-4221(43)-SB(3.5-4.5)	7/2/2002	ug/kg	1,4-Dithiane	120 U \2	78,000	
				OU5-CSA-6-4221(43)-SB(3.5-4.5)	7/2/2002	ug/kg	1,4-Oxathiane	250 U \2	78,000	
				OU5-CSA-6-4221(43)-SB(3.5-4.5)	7/2/2002	ug/kg	Thiodiglycol	610 U \2	39,100	
				OU5-CSA-6-4221(43)-SB(3.5-4.5)	7/2/2002	mg/kg	Cyanide, Total	0.19 U \2	160	
CSA	6		4225 43rd Street							No
				OU5-CSA-6-4225(43)-SB(9-10)	9/5/2001	ug/kg	CVAA/CVAO	40 U	890	
				OU5-CSA-6-4225(43)-SB(9-10)	9/5/2001	ug/kg	Sulfur Mustard	40 U	10	
				OU5-CSA-6-4225(43)-SB(9-10)	9/5/2001	ug/kg	1,4-Dithiane	120 U	78,000	
				OU5-CSA-6-4225(43)-SB(9-10)	9/5/2001	ug/kg	1,4-Oxathiane	239 UJ	78,000	
				OU5-CSA-6-4225(43)-SB(9-10)	9/5/2001	ug/kg	Thiodiglycol	598 U	39,100	
				OU5-CSA-6-4225(43)-SB(9-10)	9/5/2001	mg/kg	Cyanide, Total	0.2 U	160	
CTA	1A	16R	4225 50th Street							No
				OU5-CTA-1A-4225(50)-SB(3-4)	7/9/2001	ug/kg	CVAA/CVAO	40 U	890	
				OU5-CTA-1A-4225(50)-SB(3-4)	7/9/2001	ug/kg	Sulfur Mustard	40 U	10	
				OU5-CTA-1A-4225(50)-SB(3-4)	7/9/2001	ug/kg	1,4-Dithiane	113 UL	78,000	
				OU5-CTA-1A-4225(50)-SB(3-4)	7/9/2001	ug/kg	1,4-Oxathiane	226 U	78,000	
				OU5-CTA-1A-4225(50)-SB(3-4)	7/9/2001	ug/kg	Thiodiglycol	566 U	39,100	
				OU5-CTA-1A-4225(50)-SB(3-4)	7/9/2001	mg/kg	Cyanide, Total	0.28 U	160	
CTA	1A	16R	4226 50th Street							No
				OU5-CTA-1A-4226(50)-SB(5-6)	6/25/2001	ug/kg	CVAA/CVAO	40 U	890	
				OU5-CTA-1A-4226(50)-SB(5-6)	6/25/2001	ug/kg	Sulfur Mustard	40 U	10	
				OU5-CTA-1A-4226(50)-SB(5-6)	6/25/2001	ug/kg	1,4-Dithiane	115 UL	78,000	
				OU5-CTA-1A-4226(50)-SB(5-6)	6/25/2001	ug/kg	1,4-Oxathiane	229 U	78,000	
				OU5-CTA-1A-4226(50)-SB(5-6)	6/25/2001	ug/kg	Thiodiglycol	573 U	39,100	
				OU5-CTA-1A-4226(50)-SB(5-6)	6/25/2001	mg/kg	Cyanide, Total	0.27 U	160	

Area	Group	POI	Address	Sample ID	Sample Date	Units	Parameter	Result \1	Standard \3	Specialty boring associated with grid results?
CTA	1A	16R	4230 Fordham Road							No
				OU5-CTA-1A-4230FR-SB(4-5)	6/25/2001	ug/kg	CVAA/CVAO	40 U	890	
				OU5-CTA-1A-4230FR-SB(4-5)	6/25/2001	ug/kg	Sulfur Mustard	40 U	10	
				OU5-CTA-1A-4230FR-SB(4-5)	6/25/2001	ug/kg	1,4-Dithiane	118 UL	78,000	
				OU5-CTA-1A-4230FR-SB(4-5)	6/25/2001	ug/kg	1,4-Oxathiane	235 U	78,000	
				OU5-CTA-1A-4230FR-SB(4-5)	6/25/2001	ug/kg	Thiodiglycol	588 U	39,100	
				OU5-CTA-1A-4230FR-SB(4-5)	6/25/2001	mg/kg	Cyanide, Total	0.27 U	160	
CTA	1A	16R	4232 50th Street							No
				OU5-CTA-1A-4232(50)-SB(7-8)	7/5/2001	ug/kg	CVAA/CVAO	40 U	890	
				OU5-CTA-1A-4232(50)-SB(7-8)	7/5/2001	ug/kg	Sulfur Mustard	40 U	10	
				OU5-CTA-1A-4232(50)-SB(7-8)	7/5/2001	ug/kg	1,4-Dithiane	115 UL	78,000	
				OU5-CTA-1A-4232(50)-SB(7-8)	7/5/2001	ug/kg	1,4-Oxathiane	229 U	78,000	
				OU5-CTA-1A-4232(50)-SB(7-8)	7/5/2001	ug/kg	Thiodiglycol	574 U	39,100	
				OU5-CTA-1A-4232(50)-SB(7-8)	7/5/2001	mg/kg	Cyanide, Total	0.01 U	160	
CTA	1A	16R	4238 50th Street							No
				OU5-CTA-1A-4238(50)-SB(2.5-3.5)	8/21/2001	ug/kg	CVAA/CVAO	40 U	890	
				OU5-CTA-1A-4238(50)-SB(2.5-3.5)	8/21/2001	ug/kg	Sulfur Mustard	40 U	10	
				OU5-CTA-1A-4238(50)-SB(2.5-3.5)	8/21/2001	ug/kg	1,4-Dithiane	107 U	78,000	
				OU5-CTA-1A-4238(50)-SB(2.5-3.5)	8/21/2001	ug/kg	1,4-Oxathiane	214 U	78,000	
				OU5-CTA-1A-4238(50)-SB(2.5-3.5)	8/21/2001	ug/kg	Thiodiglycol	535 U	39,100	
				OU5-CTA-1A-4238(50)-SB(2.5-3.5)	8/21/2001	mg/kg	Cyanide, Total	0.16 U	160	
CTA	1A	16R	4240 Fordham Road							No
				OU5-CTA-1A-4240FR-SB(0-1)	10/23/2001	ug/kg	CVAA/CVAO	40 U	890	
				OU5-CTA-1A-4240FR-SB(0-1)	10/23/2001	ug/kg	1,4-Dithiane	112 U	78,000	
				OU5-CTA-1A-4240FR-SB(0-1)	10/23/2001	ug/kg	1,4-Oxathiane	224 U	78,000	
				OU5-CTA-1A-4240FR-SB(0-1)	10/23/2001	ug/kg	Thiodiglycol	559 U	39,100	
				OU5-CTA-1A-4240FR-SB(0-1)	10/23/2001	mg/kg	Cyanide, Total	0.17 U	160	
CTA	1A	16R	4244 50th Street							No
				OU5-CTA-1A-4244(50)-SB(3-4)	3/27/2002	ug/kg	CVAA/CVAO	40 U	890	
				OU5-CTA-1A-4244(50)-SB(3-4)	3/27/2002	ug/kg	Sulfur Mustard	40 U	10	
				OU5-CTA-1A-4244(50)-SB(3-4)	3/27/2002	ug/kg	1,4-Dithiane	110 U	78,000	
				OU5-CTA-1A-4244(50)-SB(3-4)	3/27/2002	ug/kg	1,4-Oxathiane	230 U	78,000	
				OU5-CTA-1A-4244(50)-SB(3-4)	3/27/2002	ug/kg	Thiodiglycol	570 U	39,100	
				OU5-CTA-1A-4244(50)-SB(3-4)	3/27/2002	mg/kg	Cyanide, Total	0.29 U	160	

Area	Group	POI	Address	Sample ID	Sample Date	Units	Parameter	Result \1	Standard \3	Specialty boring associated with grid results?
CTA	1A	16R	4246 50th Street							No
				OU5-CTA-1A-4246(50)-SB(6-7)	6/15/2001	ug/kg	CVAA/CVAO	40 U	890	
				OU5-CTA-1A-4246(50)-SB(6-7)	6/15/2001	ug/kg	Sulfur Mustard	40 U	10	
				OU5-CTA-1A-4246(50)-SB(6-7)	6/15/2001	ug/kg	1,4-Dithiane	111 UL	78,000	
				OU5-CTA-1A-4246(50)-SB(6-7)	6/15/2001	ug/kg	1,4-Oxathiane	223 U	78,000	
				OU5-CTA-1A-4246(50)-SB(6-7)	6/15/2001	ug/kg	Thiodiglycol	557 U	39,100	
				OU5-CTA-1A-4246(50)-SB(6-7)	6/15/2001	mg/kg	Cyanide, Total	0.25 U	160	
CSA	3		4255 Fordham Road							No
				OU5-CSA-3-4255FR-SB(4-5)	9/6/2001	ug/kg	CVAA/CVAO	40 U	890	
				OU5-CSA-3-4255FR-SB(4-5)	9/6/2001	ug/kg	Sulfur Mustard	40 U	10	
				OU5-CSA-3-4255FR-SB(4-5)	9/6/2001	ug/kg	1,4-Dithiane	115 U	78,000	
				OU5-CSA-3-4255FR-SB(4-5)	9/6/2001	ug/kg	1,4-Oxathiane	229 U	78,000	
				OU5-CSA-3-4255FR-SB(4-5)	9/6/2001	ug/kg	Thiodiglycol	573 U	39,100	
				OU5-CSA-3-4255FR-SB(4-5)	9/6/2001	mg/kg	Cyanide, Total	0.19 U	160	
CSA	6		4256 Warren Street							No
				OU5-CSA-6-4256WS-SB(3-4)	7/30/2001	ug/kg	CVAA/CVAO	40 U	890	
				OU5-CSA-6-4256WS-SB(3-4)	7/30/2001	ug/kg	Sulfur Mustard	40 U	10	
				OU5-CSA-6-4256WS-SB(3-4)	7/30/2001	ug/kg	1,4-Dithiane	115 U	78,000	
				OU5-CSA-6-4256WS-SB(3-4)	7/30/2001	ug/kg	1,4-Oxathiane	230 U	78,000	
				OU5-CSA-6-4256WS-SB(3-4)	7/30/2001	ug/kg	Thiodiglycol	575 U	39,100	
				OU5-CSA-6-4256WS-SB(3-4)	7/30/2001	mg/kg	Cyanide, Total	0.19 U	160	
CSA	6		4300 42nd Street							No
				OU5-CSA-6-4300(42)-SB-(9-10)	7/30/2001	ug/kg	CVAA/CVAO	40 U	890	
				OU5-CSA-6-4300(42)-SB-(9-10)	7/30/2001	ug/kg	Sulfur Mustard	40 U	10	
				OU5-CSA-6-4300(42)-SB-(9-10)	7/30/2001	ug/kg	1,4-Dithiane	103 U	78,000	
				OU5-CSA-6-4300(42)-SB-(9-10)	7/30/2001	ug/kg	1,4-Oxathiane	205 U	78,000	
				OU5-CSA-6-4300(42)-SB-(9-10)	7/30/2001	ug/kg	Thiodiglycol	514 U	39,100	
				OU5-CSA-6-4300(42)-SB-(9-10)	7/30/2001	mg/kg	Cyanide, Total	0.16 U	160	
				OU5-CSA-6-4300(42)-SB-DUP03	7/30/2001	mg/kg	Cyanide, Total	0.19 U	160	
CSA	7		4300 Van Ness Street							No
				OU5-CSA-7-4300VNS-SB(5.5-6.5)	10/9/2001	ug/kg	CVAA/CVAO	40 U	890	
				OU5-CSA-7-4300VNS-SB(5.5-6.5)	10/9/2001	ug/kg	Sulfur Mustard	40 U	10	
				OU5-CSA-7-4300VNS-SB(5.5-6.5)	10/9/2001	ug/kg	1,4-Dithiane	113 U	78,000	
				OU5-CSA-7-4300VNS-SB(5.5-6.5)	10/9/2001	ug/kg	1,4-Oxathiane	226 U	78,000	
				OU5-CSA-7-4300VNS-SB(5.5-6.5)	10/9/2001	ug/kg	Thiodiglycol	565 U	39,100	

Area	Group	POI	Address	Sample ID	Sample Date	Units	Parameter	Result \1	Standard \3	Specialty boring associated with grid results?
				OU5-CSA-7-4300VNS-SB(5.5-6.5)	10/9/2001	mg/kg	Cyanide, Total	0.2 U	160	
CSA	**6**		**4301 Warren Street**							**No**
				OU5-CSA-6-4301WS-SB(6-7)	3/26/2002	ug/kg	CVAA/CVAO	40 U	890	
				OU5-CSA-6-4301WS-SB(6-7)	3/26/2002	ug/kg	Sulfur Mustard	40 U	10	
				OU5-CSA-6-4301WS-SB(6-7)	3/26/2002	ug/kg	1,4-Dithiane	120 U	78,000	
				OU5-CSA-6-4301WS-SB(6-7)	3/26/2002	ug/kg	1,4-Oxathiane	240 U	78,000	
				OU5-CSA-6-4301WS-SB(6-7)	3/26/2002	ug/kg	Thiodiglycol	590 U	39,100	
				OU5-CSA-6-4301WS-SB(6-7)	3/26/2002	mg/kg	Cyanide, Total	0.29 U	160	
CSA	**7**		**4304 Van Ness Street**							**No**
				OU5-CSA-7-4304VNS-SB(4.5-5.5)	10/9/2001	ug/kg	CVAA/CVAO	40 U	890	
				OU5-CSA-7-4304VNS-SB(4.5-5.5)	10/9/2001	ug/kg	Sulfur Mustard	40 U	10	
				OU5-CSA-7-4304VNS-SB(4.5-5.5)	10/9/2001	ug/kg	1,4-Dithiane	136 U	78,000	
				OU5-CSA-7-4304VNS-SB(4.5-5.5)	10/9/2001	ug/kg	1,4-Oxathiane	272 U	78,000	
				OU5-CSA-7-4304VNS-SB(4.5-5.5)	10/9/2001	ug/kg	Thiodiglycol	679 U	39,100	
				OU5-CSA-7-4304VNS-SB(4.5-5.5)	10/9/2001	mg/kg	Cyanide, Total	0.24 U	160	
				OU5-CSA-7-4304VNS-SB-DUP09	10/9/2001	mg/kg	Cyanide, Total	0.24 U	160	
CSA	**6**		**4305 Warren Street**							**No**
				OU5-CSA-6-4305WS-SB(8.5-9.5)	8/7/2001	ug/kg	CVAA/CVAO	40 U	890	
				OU5-CSA-6-4305WS-SB(8.5-9.5)	8/7/2001	ug/kg	Sulfur Mustard	40 U	10	
				OU5-CSA-6-4305WS-SB(8.5-9.5)	8/7/2001	ug/kg	1,4-Dithiane	123 U	78,000	
				OU5-CSA-6-4305WS-SB(8.5-9.5)	8/7/2001	ug/kg	1,4-Oxathiane	245 U	78,000	
				OU5-CSA-6-4305WS-SB(8.5-9.5)	8/7/2001	ug/kg	Thiodiglycol	613 U	39,100	
				OU5-CSA-6-4305WS-SB(8.5-9.5)	8/7/2001	mg/kg	Cyanide, Total	0.19 U	160	
CSA	**2**		**4308 50th Street**							**No**
				OU5-CSA-2-4308(50)-SB(3-4)	3/27/2002	ug/kg	CVAA/CVAO	40 U	890	
				OU5-CSA-2-4308(50)-SB(3-4)	3/27/2002	ug/kg	Sulfur Mustard	40 U	10	
				OU5-CSA-2-4308(50)-SB(3-4)	3/27/2002	ug/kg	1,4-Dithiane	120 U	78,000	
				OU5-CSA-2-4308(50)-SB(3-4)	3/27/2002	ug/kg	1,4-Oxathiane	230 U	78,000	
				OU5-CSA-2-4308(50)-SB(3-4)	3/27/2002	ug/kg	Thiodiglycol	580 U	39,100	
				OU5-CSA-2-4308(50)-SB(3-4)	3/27/2002	mg/kg	Cyanide, Total	0.29 U	160	
CSA	**6**		**4310 44th Street**							**No**
				OU5-CSA-6-4310(44)-SB(3.5-4.5)	5/1/2002	ug/kg	CVAA/CVAO	40 U	890	
				OU5-CSA-6-4310(44)-SB(3.5-4.5)	5/1/2002	ug/kg	Sulfur Mustard	40 U	10	
				OU5-CSA-6-4310(44)-SB(3.5-4.5)	5/1/2002	ug/kg	1,4-Dithiane	120 U	78,000	
				OU5-CSA-6-4310(44)-SB(3.5-4.5)	5/1/2002	ug/kg	1,4-Oxathiane	240 U	78,000	

Area	Group	POI	Address	Sample ID	Sample Date	Units	Parameter	Result \1	Standard \3	Specialty boring associated with grid results?
				OU5-CSA-6-4310(44)-SB(3.5-4.5)	5/1/2002	ug/kg	Thiodiglycol	610 U	39,100	
				OU5-CSA-6-4310(44)-SB(3.5-4.5)	5/1/2002	mg/kg	Cyanide, Total	0.18 U	160	
CSA	**3**		**4315 50th Street, Lot 4**							**No**
				OU5-CSA-3-L4-SBA(3-4)	8/28/2002	ug/kg	CVAA/CVAO	40 U	890	
				OU5-CSA-3-L4-SBA(3-4)	8/28/2002	ug/kg	Sulfur Mustard	40 U	10	
				OU5-CSA-3-L4-SBA(3-4)	8/28/2002	ug/kg	1,4-Dithiane	120 U	78,000	
				OU5-CSA-3-L4-SBA(3-4)	8/28/2002	ug/kg	1,4-Oxathiane	240 U	78,000	
				OU5-CSA-3-L4-SBA(3-4)	8/28/2002	ug/kg	Thiodiglycol	590 U	39,100	
				OU5-CSA-3-L4-SBA(3-4)	8/28/2002	mg/kg	Cyanide, Total	0.18 U	160	
				OU5-CSA-3-L4-SBC(5-6)	8/28/2002	ug/kg	CVAA/CVAO	40 U	890	
				OU5-CSA-3-L4-SBC(5-6)	8/28/2002	ug/kg	Sulfur Mustard	40 U	10	
				OU5-CSA-3-L4-SBC(5-6)	8/28/2002	ug/kg	1,4-Dithiane	120 U	78,000	
				OU5-CSA-3-L4-SBC(5-6)	8/28/2002	ug/kg	1,4-Oxathiane	240 U	78,000	
				OU5-CSA-3-L4-SBC(5-6)	8/28/2002	ug/kg	Thiodiglycol	600 U	39,100	
				OU5-CSA-3-L4-SBC(5-6)	8/28/2002	mg/kg	Cyanide, Total	0.16 U	160	
CSA	**6**		**4317 Warren Street**							**Yes**
				OU5-CSA-6-4317WS-SB(4.5-5.5)	1/28/2002	ug/kg	CVAA/CVAO	40 U	890	
				OU5-CSA-6-4317WS-SB(4.5-5.5)	1/28/2002	ug/kg	Sulfur Mustard	40 U	10	
				OU5-CSA-6-4317WS-SB(4.5-5.5)	1/28/2002	ug/kg	1,4-Dithiane	120 U	78,000	
				OU5-CSA-6-4317WS-SB(4.5-5.5)	1/28/2002	ug/kg	1,4-Oxathiane	240 U	78,000	
				OU5-CSA-6-4317WS-SB(4.5-5.5)	1/28/2002	ug/kg	Thiodiglycol	600 U	39,100	
				OU5-CSA-6-4317WS-SB(4.5-5.5)	1/28/2002	mg/kg	Cyanide, Total	0.185 U	160	
				OU5-CSA-6-4317WS-SB-DUP12	1/28/2002	ug/kg	1,4-Oxathiane	240 U	78,000	
				OU5-CSA-6-4317WS-SB-DUP12	1/28/2002	ug/kg	Thiodiglycol	600 U	39,100	
CSA	**6**		**4321 Verplanck Place**							**No**
				OU5-CSA-6-4321VP-SB(6-7)	10/1/2001	ug/kg	CVAA/CVAO	40 U	890	
				OU5-CSA-6-4321VP-SB(6-7)	10/1/2001	ug/kg	Sulfur Mustard	40 U	10	
				OU5-CSA-6-4321VP-SB(6-7)	10/1/2001	ug/kg	1,4-Dithiane	120 U	78,000	
				OU5-CSA-6-4321VP-SB(6-7)	10/1/2001	ug/kg	1,4-Oxathiane	239 U	78,000	
				OU5-CSA-6-4321VP-SB(6-7)	10/1/2001	ug/kg	Thiodiglycol	598 U	39,100	
				OU5-CSA-6-4321VP-SB(6-7)	10/1/2001	mg/kg	Cyanide, Total	0.2 U	160	
CSA	**6**		**4330 42nd Street**							**Yes**
				OU5-CSA-6-4330(42)-SB(1-2)	11/26/2001	ug/kg	CVAA/CVAO	40 U	890	
				OU5-CSA-6-4330(42)-SB(1-2)	11/26/2001	ug/kg	Sulfur Mustard	40 U	10	
				OU5-CSA-6-4330(42)-SB(1-2)	11/26/2001	ug/kg	1,4-Dithiane	115.3 U	78,000	
				OU5-CSA-6-4330(42)-SB(1-2)	11/26/2001	ug/kg	1,4-Oxathiane	230.7 U	78,000	

Area	Group	POI	Address	Sample ID	Sample Date	Units	Parameter	Result \1	Standard \3	Specialty boring associated with grid results?
				OU5-CSA-6-4330(42)-SB(1-2)	11/26/2001	ug/kg	Thiodiglycol	580 U	39,100	
				OU5-CSA-6-4330(42)-SB(1-2)	11/26/2001	mg/kg	Cyanide, Total	0.158 U	160	
CSA	6		4332 Verplanck Place							No
				OU5-CSA-6-4332VP-SB(3-4)	10/2/2001	ug/kg	CVAA/CVAO	40 U	890	
				OU5-CSA-6-4332VP-SB(3-4)	10/2/2001	ug/kg	Sulfur Mustard	40 U	10	
				OU5-CSA-6-4332VP-SB(3-4)	10/2/2001	ug/kg	1,4-Dithiane	133 U	78,000	
				OU5-CSA-6-4332VP-SB(3-4)	10/2/2001	ug/kg	1,4-Oxathiane	266 U	78,000	
				OU5-CSA-6-4332VP-SB(3-4)	10/2/2001	ug/kg	Thiodiglycol	665 U	39,100	
				OU5-CSA-6-4332VP-SB(3-4)	10/2/2001	mg/kg	Cyanide, Total	0.24 U	160	
CSA	6		4333 Van Ness Street							No
				OU5-CSA-6-4333VNS-SB(4.5-5.5)	7/30/2001	ug/kg	CVAA/CVAO	40 U	890	
				OU5-CSA-6-4333VNS-SB(4.5-5.5)	7/30/2001	ug/kg	Sulfur Mustard	40 U	10	
				OU5-CSA-6-4333VNS-SB(4.5-5.5)	7/30/2001	ug/kg	1,4-Dithiane	108 U	78,000	
				OU5-CSA-6-4333VNS-SB(4.5-5.5)	7/30/2001	ug/kg	1,4-Oxathiane	215 U	78,000	
				OU5-CSA-6-4333VNS-SB(4.5-5.5)	7/30/2001	ug/kg	Thiodiglycol	539 U	39,100	
				OU5-CSA-6-4333VNS-SB(4.5-5.5)	7/30/2001	mg/kg	Cyanide, Total	0.17 U	160	
CSA	6		4340 Verplanck Place							No
				OU5-CSA-6-4340VP-SB(6.5-7.5)	7/30/2001	ug/kg	CVAA/CVAO	40 U	890	
				OU5-CSA-6-4340VP-SB(6.5-7.5)	7/30/2001	ug/kg	Sulfur Mustard	40 U	10	
				OU5-CSA-6-4340VP-SB(6.5-7.5)	7/30/2001	ug/kg	1,4-Dithiane	120 U	78,000	
				OU5-CSA-6-4340VP-SB(6.5-7.5)	7/30/2001	ug/kg	1,4-Oxathiane	240 U	78,000	
				OU5-CSA-6-4340VP-SB(6.5-7.5)	7/30/2001	ug/kg	Thiodiglycol	600 U	39,100	
				OU5-CSA-6-4340VP-SB(6.5-7.5)	7/30/2001	mg/kg	Cyanide, Total	0.19 U	160	
CSA	6		4340 Windom Place							No
				OU5-CSA-6-4340WinP-SB(7.5-8.5)	8/1/2001	ug/kg	CVAA/CVAO	40 U	890	
				OU5-CSA-6-4340WinP-SB(7.5-8.5)	8/1/2001	ug/kg	Sulfur Mustard	40 U	10	
				OU5-CSA-6-4340WinP-SB(7.5-8.5)	8/1/2001	ug/kg	1,4-Dithiane	125 U	78,000	
				OU5-CSA-6-4340WinP-SB(7.5-8.5)	8/1/2001	ug/kg	1,4-Oxathiane	250 UL	78,000	
				OU5-CSA-6-4340WinP-SB(7.5-8.5)	8/1/2001	ug/kg	Thiodiglycol	626 U	39,100	
				OU5-CSA-6-4340WinP-SB(7.5-8.5)	8/1/2001	mg/kg	Cyanide, Total	0.19 U	160	
CSA	6		4344 Verplanck Place							No
				OU5-CSA-6-4344VP-SB(6.5-7.5)	7/30/2001	ug/kg	CVAA/CVAO	40 U	890	
				OU5-CSA-6-4344VP-SB(6.5-7.5)	7/30/2001	ug/kg	Sulfur Mustard	40 U	10	
				OU5-CSA-6-4344VP-SB(6.5-7.5)	7/30/2001	ug/kg	1,4-Dithiane	116 U	78,000	
				OU5-CSA-6-4344VP-SB(6.5-7.5)	7/30/2001	ug/kg	1,4-Oxathiane	232 U	78,000	

Area	Group	POI	Address	Sample ID	Sample Date	Units	Parameter	Result \1	Standard \3	Specialty boring associated with grid results?
				OU5-CSA-6-4344VP-SB(6.5-7.5)	7/30/2001	ug/kg	Thiodiglycol	580 U	39,100	
				OU5-CSA-6-4344VP-SB(6.5-7.5)	7/30/2001	mg/kg	Cyanide, Total	0.18 U	160	
				OU5-CSA-6-4344VP-SB-DUP03	7/30/2001	ug/kg	CVAA/CVAO	40 U	890	
CSA	***2***		***4350 50th Street***							***No***
				OU5-CSA-2-4350(50)-SB(3-4)	3/19/2002	ug/kg	CVAA/CVAO	40 U	890	
				OU5-CSA-2-4350(50)-SB(3-4)	3/19/2002	ug/kg	Sulfur Mustard	40 U	10	
				OU5-CSA-2-4350(50)-SB(3-4)	3/19/2002	ug/kg	1,4-Dithiane	120 U	78,000	
				OU5-CSA-2-4350(50)-SB(3-4)	3/19/2002	ug/kg	1,4-Oxathiane	230 U	78,000	
				OU5-CSA-2-4350(50)-SB(3-4)	3/19/2002	ug/kg	Thiodiglycol	580 U	39,100	
				OU5-CSA-2-4350(50)-SB(3-4)	3/19/2002	mg/kg	Cyanide, Total	0.17 U	160	
CSA	***6***		***4353 Verplanck Place***							***No***
				OU5-CSA-6-4353VP-SB(8-9)	10/2/2001	ug/kg	CVAA/CVAO	40 U	890	
				OU5-CSA-6-4353VP-SB(8-9)	10/2/2001	ug/kg	Sulfur Mustard	40 U	10	
				OU5-CSA-6-4353VP-SB(8-9)	10/2/2001	ug/kg	1,4-Dithiane	121 U	78,000	
				OU5-CSA-6-4353VP-SB(8-9)	10/2/2001	ug/kg	1,4-Oxathiane	241 U	78,000	
				OU5-CSA-6-4353VP-SB(8-9)	10/2/2001	ug/kg	Thiodiglycol	603 U	39,100	
				OU5-CSA-6-4353VP-SB(8-9)	10/2/2001	mg/kg	Cyanide, Total	0.22 U	160	
OU4	***OU4***		***4400 Massachusetts Avenue, Lot 1***							***No***
				OU4-AU01-1	11/13/2000	ug/kg	1,4-Dithiane	112 U	78,000	
				OU4-AU01-1	11/13/2000	ug/kg	1,4-Oxathiane	225 U	78,000	
				OU4-AU01-1	11/13/2000	ug/kg	Thiodiglycol	561 U	39,100	
				OU4-AU01-2	11/13/2000	ug/kg	1,4-Dithiane	121 U	78,000	
				OU4-AU01-2	11/13/2000	ug/kg	1,4-Oxathiane	242 U	78,000	
				OU4-AU01-2	11/13/2000	ug/kg	Thiodiglycol	617 U	39,100	
				OU4-AU01-3	11/13/2000	ug/kg	1,4-Dithiane	124 U	78,000	
				OU4-AU01-3	11/13/2000	ug/kg	1,4-Oxathiane	249 U	78,000	
				OU4-AU01-3	11/13/2000	ug/kg	Thiodiglycol	628 U	39,100	
				OU4-AU01-4	11/13/2000	ug/kg	1,4-Dithiane	119 U	78,000	
				OU4-AU01-4	11/13/2000	ug/kg	1,4-Oxathiane	239 U	78,000	
				OU4-AU01-4	11/13/2000	ug/kg	Thiodiglycol	586 U	39,100	
				OU4-AU01-SB2	11/13/2000	ug/kg	1,4-Dithiane	104 U	78,000	
				OU4-AU01-SB2	11/13/2000	ug/kg	1,4-Oxathiane	209 U	78,000	
				OU4-AU01-SB2	11/13/2000	ug/kg	Thiodiglycol	538 U	39,100	
				OU4-AU01-SB4	11/13/2000	ug/kg	1,4-Dithiane	110 U	78,000	
				OU4-AU01-SB4	11/13/2000	ug/kg	1,4-Oxathiane	219 U	78,000	
				OU4-AU01-SB4	11/13/2000	ug/kg	Thiodiglycol	549 U	39,100	

Area	Group	POI	Address	Sample ID	Sample Date	Units	Parameter	Result \1	Standard \3	Specialty boring associated with grid results?
				OU4-AU01-SB6	11/13/2000	ug/kg	1,4-Dithiane	109 U	78,000	
				OU4-AU01-SB6	11/13/2000	ug/kg	1,4-Oxathiane	217 U	78,000	
				OU4-AU01-SB6	11/13/2000	ug/kg	Thiodiglycol	533 U	39,100	
OU4	***OU4***		***4400 Massachusetts Avenue, Lot 10***							***No***
				OU4-AU10-1	11/15/2000	ug/kg	1,4-Dithiane	111 U	78,000	
				OU4-AU10-1	11/15/2000	ug/kg	1,4-Oxathiane	223 U	78,000	
				OU4-AU10-1	11/15/2000	ug/kg	Thiodiglycol	551 U	39,100	
				OU4-AU10-2	11/15/2000	ug/kg	1,4-Dithiane	119 U	78,000	
				OU4-AU10-2	11/15/2000	ug/kg	1,4-Oxathiane	238 U	78,000	
				OU4-AU10-2	11/15/2000	ug/kg	Thiodiglycol	589 U	39,100	
				OU4-AU10-3	11/15/2000	ug/kg	1,4-Dithiane	120 U	78,000	
				OU4-AU10-3	11/15/2000	ug/kg	1,4-Oxathiane	239 U	78,000	
				OU4-AU10-3	11/15/2000	ug/kg	Thiodiglycol	587 U	39,100	
				OU4-AU10-4	11/15/2000	ug/kg	1,4-Dithiane	127 U	78,000	
				OU4-AU10-4	11/15/2000	ug/kg	1,4-Oxathiane	254 U	78,000	
				OU4-AU10-4	11/15/2000	ug/kg	Thiodiglycol	617 U	39,100	
				OU4-AU10-DUP02	11/15/2000	ug/kg	1,4-Dithiane	122 U	78,000	
				OU4-AU10-DUP02	11/15/2000	ug/kg	1,4-Oxathiane	244 U	78,000	
				OU4-AU10-DUP02	11/15/2000	ug/kg	Thiodiglycol	610 U	39,100	
				OU4-AU10-SB-12	11/14/2000	ug/kg	1,4-Dithiane	115 U	78,000	
				OU4-AU10-SB-12	11/14/2000	ug/kg	1,4-Oxathiane	230 U	78,000	
				OU4-AU10-SB-12	11/14/2000	ug/kg	Thiodiglycol	574 U	39,100	
				OU4-AU10-SB10	11/14/2000	ug/kg	1,4-Dithiane	114 U	78,000	
				OU4-AU10-SB10	11/14/2000	ug/kg	1,4-Oxathiane	228 U	78,000	
				OU4-AU10-SB10	11/14/2000	ug/kg	Thiodiglycol	570 U	39,100	
				OU4-AU10-SB2	11/14/2000	ug/kg	1,4-Dithiane	112 U	78,000	
				OU4-AU10-SB2	11/14/2000	ug/kg	1,4-Oxathiane	225 U	78,000	
				OU4-AU10-SB2	11/14/2000	ug/kg	Thiodiglycol	546 U	39,100	
				OU4-AU10-SB4	11/14/2000	ug/kg	1,4-Dithiane	117 U	78,000	
				OU4-AU10-SB4	11/14/2000	ug/kg	1,4-Oxathiane	234 U	78,000	
				OU4-AU10-SB4	11/14/2000	ug/kg	Thiodiglycol	568 U	39,100	
				OU4-AU10-SB6	11/14/2000	ug/kg	1,4-Dithiane	120 U	78,000	
				OU4-AU10-SB6	11/14/2000	ug/kg	1,4-Oxathiane	241 U	78,000	
				OU4-AU10-SB6	11/14/2000	ug/kg	Thiodiglycol	568 U	39,100	
				OU4-AU10-SB8	11/14/2000	ug/kg	1,4-Dithiane	118 U	78,000	
				OU4-AU10-SB8	11/14/2000	ug/kg	1,4-Oxathiane	236 U	78,000	
				OU4-AU10-SB8	11/14/2000	ug/kg	Thiodiglycol	589 U	39,100	

Area	Group	POI	Address	Sample ID	Sample Date	Units	Parameter	Result \1	Standard \3	Specialty boring associated with grid results?
OU4	OU4		4400 Massachusetts Avenue, Lot 11							No
				OU4-AU11-SB-10	11/22/2000	ug/kg	1,4-Dithiane	121 U	78,000	
				OU4-AU11-SB-10	11/22/2000	ug/kg	1,4-Oxathiane	243 U	78,000	
				OU4-AU11-SB-10	11/22/2000	ug/kg	Thiodiglycol	607 U	39,100	
				OU4-AU11-SB-8	11/22/2000	ug/kg	1,4-Dithiane	115 U	78,000	
				OU4-AU11-SB-8	11/22/2000	ug/kg	1,4-Oxathiane	231 U	78,000	
				OU4-AU11-SB-8	11/22/2000	ug/kg	Thiodiglycol	595 U	39,100	
				OU4-AU11-SB2	11/22/2000	ug/kg	1,4-Dithiane	114 U	78,000	
				OU4-AU11-SB2	11/22/2000	ug/kg	1,4-Oxathiane	229 U	78,000	
				OU4-AU11-SB2	11/22/2000	ug/kg	Thiodiglycol	572 U	39,100	
				OU4-AU11-SB4	11/22/2000	ug/kg	1,4-Dithiane	113 U	78,000	
				OU4-AU11-SB4	11/22/2000	ug/kg	1,4-Oxathiane	226 U	78,000	
				OU4-AU11-SB4	11/22/2000	ug/kg	Thiodiglycol	566 U	39,100	
				OU4-AU11-SB6	11/22/2000	ug/kg	1,4-Dithiane	119 U	78,000	
				OU4-AU11-SB6	11/22/2000	ug/kg	1,4-Oxathiane	238 U	78,000	
				OU4-AU11-SB6	11/22/2000	ug/kg	Thiodiglycol	595 U	39,100	
OU4	OU4		4400 Massachusetts Avenue, Lot 12							No
				OU4-AU12-CDC	11/27/2000	ug/kg	1,4-Dithiane	122 U	78,000	
				OU4-AU12-CDC	11/27/2000	ug/kg	1,4-Oxathiane	244 U	78,000	
				OU4-AU12-CDC	11/27/2000	ug/kg	Thiodiglycol	490 U	39,100	
				OU4-AU12-SB-10	11/22/2000	ug/kg	1,4-Dithiane	129 U	78,000	
				OU4-AU12-SB-10	11/22/2000	ug/kg	1,4-Oxathiane	258 U	78,000	
				OU4-AU12-SB-10	11/22/2000	ug/kg	Thiodiglycol	638 U	39,100	
				OU4-AU12-SB-8	11/22/2000	ug/kg	1,4-Dithiane	132 U	78,000	
				OU4-AU12-SB-8	11/22/2000	ug/kg	1,4-Oxathiane	263 U	78,000	
				OU4-AU12-SB-8	11/22/2000	ug/kg	Thiodiglycol	658 U	39,100	
				OU4-AU12-SB2	11/22/2000	ug/kg	1,4-Dithiane	113 U	78,000	
				OU4-AU12-SB2	11/22/2000	ug/kg	1,4-Oxathiane	226 U	78,000	
				OU4-AU12-SB2	11/22/2000	ug/kg	Thiodiglycol	560 U	39,100	
				OU4-AU12-SB4	11/22/2000	ug/kg	1,4-Dithiane	114 U	78,000	
				OU4-AU12-SB4	11/22/2000	ug/kg	1,4-Oxathiane	227 U	78,000	
				OU4-AU12-SB4	11/22/2000	ug/kg	Thiodiglycol	580 U	39,100	
				OU4-AU12-SB6	11/22/2000	ug/kg	1,4-Dithiane	126 U	78,000	
				OU4-AU12-SB6	11/22/2000	ug/kg	1,4-Oxathiane	252 U	78,000	
				OU4-AU12-SB6	11/22/2000	ug/kg	Thiodiglycol	636 U	39,100	

Area	Group	POI	Address	Sample ID	Sample Date	Units	Parameter	Result \1	Standard \3	Specialty boring associated with grid results?
OU4	OU4		4400 Massachusetts Avenue, Lot 13							No
				OU4-AU13-1	11/15/2000	ug/kg	1,4-Dithiane	120 U	78,000	
				OU4-AU13-1	11/15/2000	ug/kg	1,4-Oxathiane	239 U	78,000	
				OU4-AU13-1	11/15/2000	ug/kg	Thiodiglycol	605 U	39,100	
				OU4-AU13-2	11/15/2000	ug/kg	1,4-Dithiane	119 U	78,000	
				OU4-AU13-2	11/15/2000	ug/kg	1,4-Oxathiane	237 U	78,000	
				OU4-AU13-2	11/15/2000	ug/kg	Thiodiglycol	593 U	39,100	
				OU4-AU13-3	11/15/2000	ug/kg	1,4-Dithiane	123 U	78,000	
				OU4-AU13-3	11/15/2000	ug/kg	1,4-Oxathiane	245 U	78,000	
				OU4-AU13-3	11/15/2000	ug/kg	Thiodiglycol	613 U	39,100	
				OU4-AU13-4	11/15/2000	ug/kg	1,4-Dithiane	120 U	78,000	
				OU4-AU13-4	11/15/2000	ug/kg	1,4-Oxathiane	241 U	78,000	
				OU4-AU13-4	11/15/2000	ug/kg	Thiodiglycol	608 U	39,100	
				OU4-AU13-SB2	11/15/2000	ug/kg	1,4-Dithiane	112 U	78,000	
				OU4-AU13-SB2	11/15/2000	ug/kg	1,4-Oxathiane	224 U	78,000	
				OU4-AU13-SB2	11/15/2000	ug/kg	Thiodiglycol	560 U	39,100	
				OU4-AU13-SB4	11/15/2000	ug/kg	1,4-Dithiane	112 U	78,000	
				OU4-AU13-SB4	11/15/2000	ug/kg	1,4-Oxathiane	223 U	78,000	
				OU4-AU13-SB4	11/15/2000	ug/kg	Thiodiglycol	570 U	39,100	
				OU4-AU13-SB6	11/15/2000	ug/kg	1,4-Dithiane	118 U	78,000	
				OU4-AU13-SB6	11/15/2000	ug/kg	1,4-Oxathiane	236 U	78,000	
				OU4-AU13-SB6	11/15/2000	ug/kg	Thiodiglycol	591 U	39,100	
OU4	OU4		4400 Massachusetts Avenue, Lot 14							No
				OU4-AU14-1	11/16/2000	ug/kg	1,4-Dithiane	116 U	78,000	
				OU4-AU14-1	11/16/2000	ug/kg	1,4-Oxathiane	232 U	78,000	
				OU4-AU14-1	11/16/2000	ug/kg	Thiodiglycol	580 U	39,100	
				OU4-AU14-2	11/16/2000	ug/kg	1,4-Dithiane	111 U	78,000	
				OU4-AU14-2	11/16/2000	ug/kg	1,4-Oxathiane	223 U	78,000	
				OU4-AU14-2	11/16/2000	ug/kg	Thiodiglycol	563 U	39,100	
				OU4-AU14-3	11/16/2000	ug/kg	1,4-Dithiane	115 U	78,000	
				OU4-AU14-3	11/16/2000	ug/kg	1,4-Oxathiane	230 U	78,000	
				OU4-AU14-3	11/16/2000	ug/kg	Thiodiglycol	574 U	39,100	
				OU4-AU14-4	11/16/2000	ug/kg	1,4-Dithiane	124 U	78,000	
				OU4-AU14-4	11/16/2000	ug/kg	1,4-Oxathiane	248 U	78,000	
				OU4-AU14-4	11/16/2000	ug/kg	Thiodiglycol	620 U	39,100	
				OU4-AU14-DUP03	11/16/2000	ug/kg	1,4-Dithiane	124 U	78,000	
				OU4-AU14-DUP03	11/16/2000	ug/kg	1,4-Oxathiane	249 U	78,000	

Area	Group	POI	Address	Sample ID	Sample Date	Units	Parameter	Result \1	Standard \3	Specialty boring associated with grid results?
				OU4-AU14-DUP03	11/16/2000	ug/kg	Thiodiglycol	628 U	39,100	
				OU4-AU14-SB-DUP02	11/16/2000	ug/kg	1,4-Dithiane	115 U	78,000	
				OU4-AU14-SB-DUP02	11/16/2000	ug/kg	1,4-Oxathiane	231 U	78,000	
				OU4-AU14-SB-DUP02	11/16/2000	ug/kg	Thiodiglycol	576 U	39,100	
				OU4-AU14-SB2	11/16/2000	ug/kg	1,4-Dithiane	118 U	78,000	
				OU4-AU14-SB2	11/16/2000	ug/kg	1,4-Oxathiane	235 U	78,000	
				OU4-AU14-SB2	11/16/2000	ug/kg	Thiodiglycol	588 U	39,100	
				OU4-AU14-SB4	11/16/2000	ug/kg	1,4-Dithiane	115 U	78,000	
				OU4-AU14-SB4	11/16/2000	ug/kg	1,4-Oxathiane	229 U	78,000	
				OU4-AU14-SB4	11/16/2000	ug/kg	Thiodiglycol	567 U	39,100	
				OU4-AU14-SB6	11/16/2000	ug/kg	1,4-Dithiane	119 U	78,000	
				OU4-AU14-SB6	11/16/2000	ug/kg	1,4-Oxathiane	238 U	78,000	
				OU4-AU14-SB6	11/16/2000	ug/kg	Thiodiglycol	600 U	39,100	
OU4	***OU4***		***4400 Massachusetts Avenue, Lot 15***							***No***
				OU4-AU15-1	11/16/2000	ug/kg	1,4-Dithiane	123 U	78,000	
				OU4-AU15-1	11/16/2000	ug/kg	1,4-Oxathiane	245 U	78,000	
				OU4-AU15-1	11/16/2000	ug/kg	Thiodiglycol	619 U	39,100	
				OU4-AU15-2	11/16/2000	ug/kg	1,4-Dithiane	125 U	78,000	
				OU4-AU15-2	11/16/2000	ug/kg	1,4-Oxathiane	251 U	78,000	
				OU4-AU15-2	11/16/2000	ug/kg	Thiodiglycol	621 U	39,100	
				OU4-AU15-3	11/16/2000	ug/kg	1,4-Dithiane	128 U	78,000	
				OU4-AU15-3	11/16/2000	ug/kg	1,4-Oxathiane	256 U	78,000	
				OU4-AU15-3	11/16/2000	ug/kg	Thiodiglycol	634 U	39,100	
				OU4-AU15-4	11/16/2000	ug/kg	1,4-Dithiane	133 U	78,000	
				OU4-AU15-4	11/16/2000	ug/kg	1,4-Oxathiane	266 U	78,000	
				OU4-AU15-4	11/16/2000	ug/kg	Thiodiglycol	646 U	39,100	
				OU4-AU15-SB2	11/16/2000	ug/kg	1,4-Dithiane	109 U	78,000	
				OU4-AU15-SB2	11/16/2000	ug/kg	1,4-Oxathiane	219 U	78,000	
				OU4-AU15-SB2	11/16/2000	ug/kg	Thiodiglycol	547 U	39,100	
				OU4-AU15-SB4	11/16/2000	ug/kg	1,4-Dithiane	110 U	78,000	
				OU4-AU15-SB4	11/16/2000	ug/kg	1,4-Oxathiane	219 U	78,000	
				OU4-AU15-SB4	11/16/2000	ug/kg	Thiodiglycol	543 U	39,100	
				OU4-AU15-SB6	11/16/2000	ug/kg	1,4-Dithiane	108 U	78,000	
				OU4-AU15-SB6	11/16/2000	ug/kg	1,4-Oxathiane	217 U	78,000	
				OU4-AU15-SB6	11/16/2000	ug/kg	Thiodiglycol	532 U	39,100	
CSA	***9***		***4400 Massachusetts Avenue, Lot 16***							***No***
				OU5-CSA-9-L16-SB(9-10)	8/15/2001	ug/kg	CVAA/CVAO	40 U	890	

Area	Group	POI	Address	Sample ID	Sample Date	Units	Parameter	Result \1	Standard \3	Specialty boring associated with grid results?
				OU5-CSA-9-L16-SB(9-10)	8/15/2001	ug/kg	Sulfur Mustard	40 U	10	
				OU5-CSA-9-L16-SB(9-10)	8/15/2001	ug/kg	1,4-Dithiane	127 U	78,000	
				OU5-CSA-9-L16-SB(9-10)	8/15/2001	ug/kg	1,4-Oxathiane	254 U	78,000	
				OU5-CSA-9-L16-SB(9-10)	8/15/2001	ug/kg	Thiodiglycol	635 U	39,100	
				OU5-CSA-9-L16-SB(9-10)	8/15/2001	mg/kg	Cyanide, Total	0.2 U	160	
OU4	***OU4***		***4400 Massachusetts Avenue, Lot 16***							***No***
				OU4-AU16-1	11/16/2000	ug/kg	1,4-Dithiane	132 U	78,000	
				OU4-AU16-1	11/16/2000	ug/kg	1,4-Oxathiane	264 U	78,000	
				OU4-AU16-1	11/16/2000	ug/kg	Thiodiglycol	666 U	39,100	
				OU4-AU16-2	11/16/2000	ug/kg	1,4-Dithiane	115 U	78,000	
				OU4-AU16-2	11/16/2000	ug/kg	1,4-Oxathiane	231 U	78,000	
				OU4-AU16-2	11/16/2000	ug/kg	Thiodiglycol	571 U	39,100	
				OU4-AU16-3	11/16/2000	ug/kg	1,4-Dithiane	116 U	78,000	
				OU4-AU16-3	11/16/2000	ug/kg	1,4-Oxathiane	233 U	78,000	
				OU4-AU16-3	11/16/2000	ug/kg	Thiodiglycol	582 U	39,100	
				OU4-AU16-4	11/16/2000	ug/kg	1,4-Dithiane	129 U	78,000	
				OU4-AU16-4	11/16/2000	ug/kg	1,4-Oxathiane	258 U	78,000	
				OU4-AU16-4	11/16/2000	ug/kg	Thiodiglycol	644 U	39,100	
				OU4-AU16-SB2	11/16/2000	ug/kg	1,4-Dithiane	114 U	78,000	
				OU4-AU16-SB2	11/16/2000	ug/kg	1,4-Oxathiane	228 U	78,000	
				OU4-AU16-SB2	11/16/2000	ug/kg	Thiodiglycol	571 U	39,100	
				OU4-AU16-SB4	11/16/2000	ug/kg	1,4-Dithiane	107 U	78,000	
				OU4-AU16-SB4	11/16/2000	ug/kg	1,4-Oxathiane	213 U	78,000	
				OU4-AU16-SB4	11/16/2000	ug/kg	Thiodiglycol	538 U	39,100	
				OU4-AU16-SB6	11/16/2000	ug/kg	1,4-Dithiane	106 U	78,000	
				OU4-AU16-SB6	11/16/2000	ug/kg	1,4-Oxathiane	213 U	78,000	
				OU4-AU16-SB6	11/16/2000	ug/kg	Thiodiglycol	532 U	39,100	
OU4	***OU4***		***4400 Massachusetts Avenue, Lot 17***							***No***
				OU4-AU17-1	11/17/2000	ug/kg	1,4-Dithiane	108 U	78,000	
				OU4-AU17-1	11/17/2000	ug/kg	1,4-Oxathiane	216 U	78,000	
				OU4-AU17-1	11/17/2000	ug/kg	Thiodiglycol	540 U	39,100	
				OU4-AU17-2	11/17/2000	ug/kg	1,4-Dithiane	117 U	78,000	
				OU4-AU17-2	11/17/2000	ug/kg	1,4-Oxathiane	234 U	78,000	
				OU4-AU17-2	11/17/2000	ug/kg	Thiodiglycol	585 U	39,100	
				OU4-AU17-3	11/17/2000	ug/kg	1,4-Dithiane	114 U	78,000	
				OU4-AU17-3	11/17/2000	ug/kg	1,4-Oxathiane	227 U	78,000	
				OU4-AU17-3	11/17/2000	ug/kg	Thiodiglycol	568 U	39,100	

Area	Group	POI	Address	Sample ID	Sample Date	Units	Parameter	Result \1	Standard \3	Specialty boring associated with grid results?
				OU4-AU17-4	11/17/2000	ug/kg	1,4-Dithiane	126 U	78,000	
				OU4-AU17-4	11/17/2000	ug/kg	1,4-Oxathiane	251 U	78,000	
				OU4-AU17-4	11/17/2000	ug/kg	Thiodiglycol	616 U	39,100	
				OU4-AU17-SB-10	11/16/2000	ug/kg	1,4-Dithiane	117 U	78,000	
				OU4-AU17-SB-10	11/16/2000	ug/kg	1,4-Oxathiane	234 U	78,000	
				OU4-AU17-SB-10	11/16/2000	ug/kg	Thiodiglycol	578 U	39,100	
				OU4-AU17-SB-8	11/16/2000	ug/kg	1,4-Dithiane	115 U	78,000	
				OU4-AU17-SB-8	11/16/2000	ug/kg	1,4-Oxathiane	230 U	78,000	
				OU4-AU17-SB-8	11/16/2000	ug/kg	Thiodiglycol	576 U	39,100	
				OU4-AU17-SB2	11/16/2000	ug/kg	1,4-Dithiane	105 U	78,000	
				OU4-AU17-SB2	11/16/2000	ug/kg	1,4-Oxathiane	210 U	78,000	
				OU4-AU17-SB2	11/16/2000	ug/kg	Thiodiglycol	526 U	39,100	
				OU4-AU17-SB4	11/16/2000	ug/kg	1,4-Dithiane	114 U	78,000	
				OU4-AU17-SB4	11/16/2000	ug/kg	1,4-Oxathiane	228 U	78,000	
				OU4-AU17-SB4	11/16/2000	ug/kg	Thiodiglycol	576 U	39,100	
				OU4-AU17-SB6	11/16/2000	ug/kg	1,4-Dithiane	116 U	78,000	
				OU4-AU17-SB6	11/16/2000	ug/kg	1,4-Oxathiane	232 U	78,000	
				OU4-AU17-SB6	11/16/2000	ug/kg	Thiodiglycol	563 U	39,100	
OU4	**OU4**		**4400 Massachusetts Avenue, Lot 18**							**No**
				OU4-AU18-1	11/17/2000	ug/kg	1,4-Dithiane	128 U	78,000	
				OU4-AU18-1	11/17/2000	ug/kg	1,4-Oxathiane	255 U	78,000	
				OU4-AU18-1	11/17/2000	ug/kg	Thiodiglycol	653 U	39,100	
				OU4-AU18-2	11/17/2000	ug/kg	1,4-Dithiane	109 U	78,000	
				OU4-AU18-2	11/17/2000	ug/kg	1,4-Oxathiane	219 U	78,000	
				OU4-AU18-2	11/17/2000	ug/kg	Thiodiglycol	665 U	39,100	
				OU4-AU18-3	11/17/2000	ug/kg	1,4-Dithiane	125 U	78,000	
				OU4-AU18-3	11/17/2000	ug/kg	1,4-Oxathiane	250 U	78,000	
				OU4-AU18-3	11/17/2000	ug/kg	Thiodiglycol	672 U	39,100	
				OU4-AU18-4	11/17/2000	ug/kg	1,4-Dithiane	142 U	78,000	
				OU4-AU18-4	11/17/2000	ug/kg	1,4-Oxathiane	283 U	78,000	
				OU4-AU18-4	11/17/2000	ug/kg	Thiodiglycol	583 U	39,100	
				OU4-AU18-SB-10	11/17/2000	ug/kg	1,4-Dithiane	134 U	78,000	
				OU4-AU18-SB-10	11/17/2000	ug/kg	1,4-Oxathiane	269 U	78,000	
				OU4-AU18-SB-10	11/17/2000	ug/kg	Thiodiglycol	644 U	39,100	
				OU4-AU18-SB-8	11/17/2000	ug/kg	1,4-Dithiane	131 U	78,000	
				OU4-AU18-SB-8	11/17/2000	ug/kg	1,4-Oxathiane	261 U	78,000	
				OU4-AU18-SB-8	11/17/2000	ug/kg	Thiodiglycol	546 U	39,100	

Area	Group	POI	Address	Sample ID	Sample Date	Units	Parameter	Result \1	Standard \3	Specialty boring associated with grid results?
				OU4-AU18-SB2	11/17/2000	ug/kg	1,4-Dithiane	109 U	78,000	
				OU4-AU18-SB2	11/17/2000	ug/kg	1,4-Oxathiane	218 U	78,000	
				OU4-AU18-SB2	11/17/2000	ug/kg	Thiodiglycol	583 U	39,100	
				OU4-AU18-SB4	11/17/2000	ug/kg	1,4-Dithiane	108 U	78,000	
				OU4-AU18-SB4	11/17/2000	ug/kg	1,4-Oxathiane	216 U	78,000	
				OU4-AU18-SB4	11/17/2000	ug/kg	Thiodiglycol	715 U	39,100	
				OU4-AU18-SB6	11/17/2000	ug/kg	1,4-Dithiane	120 U	78,000	
				OU4-AU18-SB6	11/17/2000	ug/kg	1,4-Oxathiane	240 U	78,000	
				OU4-AU18-SB6	11/17/2000	ug/kg	Thiodiglycol	556 U	39,100	
OU4	***OU4***		***4400 Massachusetts Avenue, Lot 19***							***No***
				OU4-AU19-1	11/17/2000	ug/kg	1,4-Dithiane	117 U	78,000	
				OU4-AU19-1	11/17/2000	ug/kg	1,4-Oxathiane	233 U	78,000	
				OU4-AU19-1	11/17/2000	ug/kg	Thiodiglycol	542 U	39,100	
				OU4-AU19-2	11/17/2000	ug/kg	1,4-Dithiane	130 U	78,000	
				OU4-AU19-2	11/17/2000	ug/kg	1,4-Oxathiane	259 U	78,000	
				OU4-AU19-2	11/17/2000	ug/kg	Thiodiglycol	648 U	39,100	
				OU4-AU19-3	11/17/2000	ug/kg	1,4-Dithiane	123 U	78,000	
				OU4-AU19-3	11/17/2000	ug/kg	1,4-Oxathiane	247 U	78,000	
				OU4-AU19-3	11/17/2000	ug/kg	Thiodiglycol	616 U	39,100	
				OU4-AU19-4	11/17/2000	ug/kg	1,4-Dithiane	125 U	78,000	
				OU4-AU19-4	11/17/2000	ug/kg	1,4-Oxathiane	249 U	78,000	
				OU4-AU19-4	11/17/2000	ug/kg	Thiodiglycol	629 U	39,100	
				OU4-AU19-DUP04	11/17/2000	ug/kg	1,4-Dithiane	120 U	78,000	
				OU4-AU19-DUP04	11/17/2000	ug/kg	1,4-Oxathiane	240 U	78,000	
				OU4-AU19-DUP04	11/17/2000	ug/kg	Thiodiglycol	599 U	39,100	
				OU4-AU19-SB2	11/17/2000	ug/kg	1,4-Dithiane	111 U	78,000	
				OU4-AU19-SB2	11/17/2000	ug/kg	1,4-Oxathiane	222 U	78,000	
				OU4-AU19-SB2	11/17/2000	ug/kg	Thiodiglycol	566 U	39,100	
				OU4-AU19-SB4	11/17/2000	ug/kg	1,4-Dithiane	118 U	78,000	
				OU4-AU19-SB4	11/17/2000	ug/kg	1,4-Oxathiane	236 U	78,000	
				OU4-AU19-SB4	11/17/2000	ug/kg	Thiodiglycol	585 U	39,100	
				OU4-AU19-SB6	11/17/2000	ug/kg	1,4-Dithiane	115 U	78,000	
				OU4-AU19-SB6	11/17/2000	ug/kg	1,4-Oxathiane	230 U	78,000	
				OU4-AU19-SB6	11/17/2000	ug/kg	Thiodiglycol	576 U	39,100	
				OU4-AU19-SB8	11/17/2000	ug/kg	1,4-Dithiane	114 U	78,000	
				OU4-AU19-SB8	11/17/2000	ug/kg	1,4-Oxathiane	227 U	78,000	
				OU4-AU19-SB8	11/17/2000	ug/kg	Thiodiglycol	568 U	39,100	

Area	Group	POI	Address	Sample ID	Sample Date	Units	Parameter	Result \1	Standard \3	Specialty boring associated with grid results?
OU4	OU4		4400 Massachusetts Avenue, Lot 2							No
				OU4-AU02-1	11/13/2000	ug/kg	1,4-Dithiane	127 U	78,000	
				OU4-AU02-1	11/13/2000	ug/kg	1,4-Oxathiane	253 U	78,000	
				OU4-AU02-1	11/13/2000	ug/kg	Thiodiglycol	633 U	39,100	
				OU4-AU02-2	11/13/2000	ug/kg	1,4-Dithiane	114 U	78,000	
				OU4-AU02-2	11/13/2000	ug/kg	1,4-Oxathiane	228 U	78,000	
				OU4-AU02-2	11/13/2000	ug/kg	Thiodiglycol	598 U	39,100	
				OU4-AU02-3	11/13/2000	ug/kg	1,4-Dithiane	134 U	78,000	
				OU4-AU02-3	11/13/2000	ug/kg	1,4-Oxathiane	268 U	78,000	
				OU4-AU02-3	11/13/2000	ug/kg	Thiodiglycol	677 U	39,100	
				OU4-AU02-4	11/13/2000	ug/kg	1,4-Dithiane	120 U	78,000	
				OU4-AU02-4	11/13/2000	ug/kg	1,4-Oxathiane	240 U	78,000	
				OU4-AU02-4	11/13/2000	ug/kg	Thiodiglycol	612 U	39,100	
				OU4-AU02-SB2	11/13/2000	ug/kg	1,4-Dithiane	109 U	78,000	
				OU4-AU02-SB2	11/13/2000	ug/kg	1,4-Oxathiane	218 U	78,000	
				OU4-AU02-SB2	11/13/2000	ug/kg	Thiodiglycol	571 U	39,100	
				OU4-AU02-SB4	11/13/2000	ug/kg	1,4-Dithiane	116 U	78,000	
				OU4-AU02-SB4	11/13/2000	ug/kg	1,4-Oxathiane	233 U	78,000	
				OU4-AU02-SB4	11/13/2000	ug/kg	Thiodiglycol	577 U	39,100	
				OU4-AU02-SB6	11/13/2000	ug/kg	1,4-Dithiane	115 U	78,000	
				OU4-AU02-SB6	11/13/2000	ug/kg	1,4-Oxathiane	230 U	78,000	
				OU4-AU02-SB6	11/13/2000	ug/kg	Thiodiglycol	588 U	39,100	
OU4	OU4		4400 Massachusetts Avenue, Lot 20							No
				OU4-AU20-1	11/20/2000	ug/kg	1,4-Dithiane	121 U	78,000	
				OU4-AU20-1	11/20/2000	ug/kg	1,4-Oxathiane	242 U	78,000	
				OU4-AU20-1	11/20/2000	ug/kg	Thiodiglycol	604 U	39,100	
				OU4-AU20-2	11/20/2000	ug/kg	1,4-Dithiane	139 U	78,000	
				OU4-AU20-2	11/20/2000	ug/kg	1,4-Oxathiane	278 U	78,000	
				OU4-AU20-2	11/20/2000	ug/kg	Thiodiglycol	708 U	39,100	
				OU4-AU20-3	11/20/2000	ug/kg	1,4-Dithiane	121 U	78,000	
				OU4-AU20-3	11/20/2000	ug/kg	1,4-Oxathiane	241 U	78,000	
				OU4-AU20-3	11/20/2000	ug/kg	Thiodiglycol	604 U	39,100	
				OU4-AU20-4	11/20/2000	ug/kg	1,4-Dithiane	126 U	78,000	
				OU4-AU20-4	11/20/2000	ug/kg	1,4-Oxathiane	252 U	78,000	
				OU4-AU20-4	11/20/2000	ug/kg	Thiodiglycol	631 U	39,100	
				OU4-AU20-SB10	11/20/2000	ug/kg	1,4-Dithiane	116 U	78,000	
				OU4-AU20-SB10	11/20/2000	ug/kg	1,4-Oxathiane	231 U	78,000	

Area	Group	POI	Address	Sample ID	Sample Date	Units	Parameter	Result \1	Standard \3	Specialty boring associated with grid results?
				OU4-AU20-SB10	11/20/2000	ug/kg	Thiodiglycol	578 U	39,100	
				OU4-AU20-SB2	11/20/2000	ug/kg	1,4-Dithiane	115 U	78,000	
				OU4-AU20-SB2	11/20/2000	ug/kg	1,4-Oxathiane	229 U	78,000	
				OU4-AU20-SB2	11/20/2000	ug/kg	Thiodiglycol	556 U	39,100	
				OU4-AU20-SB4	11/20/2000	ug/kg	1,4-Dithiane	115 U	78,000	
				OU4-AU20-SB4	11/20/2000	ug/kg	1,4-Oxathiane	231 U	78,000	
				OU4-AU20-SB4	11/20/2000	ug/kg	Thiodiglycol	577 U	39,100	
				OU4-AU20-SB6	11/20/2000	ug/kg	1,4-Dithiane	118 U	78,000	
				OU4-AU20-SB6	11/20/2000	ug/kg	1,4-Oxathiane	237 U	78,000	
				OU4-AU20-SB6	11/20/2000	ug/kg	Thiodiglycol	592 U	39,100	
				OU4-AU20-SB8	11/20/2000	ug/kg	1,4-Dithiane	104 U	78,000	
				OU4-AU20-SB8	11/20/2000	ug/kg	1,4-Oxathiane	209 U	78,000	
				OU4-AU20-SB8	11/20/2000	ug/kg	Thiodiglycol	522 U	39,100	
OU4	***OU4***		***4400 Massachusetts Avenue, Lot 21***							***No***
				OU4-AU21-1	11/20/2000	ug/kg	1,4-Dithiane	119 U	78,000	
				OU4-AU21-1	11/20/2000	ug/kg	1,4-Oxathiane	237 U	78,000	
				OU4-AU21-1	11/20/2000	ug/kg	Thiodiglycol	593 U	39,100	
				OU4-AU21-2	11/20/2000	ug/kg	1,4-Dithiane	121 U	78,000	
				OU4-AU21-2	11/20/2000	ug/kg	1,4-Oxathiane	242 U	78,000	
				OU4-AU21-2	11/20/2000	ug/kg	Thiodiglycol	617 U	39,100	
				OU4-AU21-3	11/20/2000	ug/kg	1,4-Dithiane	121 U	78,000	
				OU4-AU21-3	11/20/2000	ug/kg	1,4-Oxathiane	242 U	78,000	
				OU4-AU21-3	11/20/2000	ug/kg	Thiodiglycol	606 U	39,100	
				OU4-AU21-4	11/20/2000	ug/kg	1,4-Dithiane	121 U	78,000	
				OU4-AU21-4	11/20/2000	ug/kg	1,4-Oxathiane	242 U	78,000	
				OU4-AU21-4	11/20/2000	ug/kg	Thiodiglycol	606 U	39,100	
				OU4-AU21-SB10	11/20/2000	ug/kg	1,4-Dithiane	115 U	78,000	
				OU4-AU21-SB10	11/20/2000	ug/kg	1,4-Oxathiane	230 U	78,000	
				OU4-AU21-SB10	11/20/2000	ug/kg	Thiodiglycol	576 U	39,100	
				OU4-AU21-SB2	11/20/2000	ug/kg	1,4-Dithiane	114 U	78,000	
				OU4-AU21-SB2	11/20/2000	ug/kg	1,4-Oxathiane	228 U	78,000	
				OU4-AU21-SB2	11/20/2000	ug/kg	Thiodiglycol	569 U	39,100	
				OU4-AU21-SB4	11/20/2000	ug/kg	1,4-Dithiane	107 U	78,000	
				OU4-AU21-SB4	11/20/2000	ug/kg	1,4-Oxathiane	214 U	78,000	
				OU4-AU21-SB4	11/20/2000	ug/kg	Thiodiglycol	547 U	39,100	
				OU4-AU21-SB6	11/20/2000	ug/kg	1,4-Dithiane	102 U	78,000	
				OU4-AU21-SB6	11/20/2000	ug/kg	1,4-Oxathiane	204 U	78,000	

Area	Group	POI	Address	Sample ID	Sample Date	Units	Parameter	Result \1	Standard \3	Specialty boring associated with grid results?
				OU4-AU21-SB6	11/20/2000	ug/kg	Thiodiglycol	505 U	39,100	
				OU4-AU21-SB8	11/20/2000	ug/kg	1,4-Dithiane	113 U	78,000	
				OU4-AU21-SB8	11/20/2000	ug/kg	1,4-Oxathiane	225 U	78,000	
				OU4-AU21-SB8	11/20/2000	ug/kg	Thiodiglycol	574 U	39,100	
CSA	***9***		***4400 Massachusetts Avenue, Lot 22***							***No***
				OU5-CSA-9-L22-SB(6-7)	8/15/2001	ug/kg	CVAA/CVAO	40 U	890	
				OU5-CSA-9-L22-SB(6-7)	8/15/2001	ug/kg	Sulfur Mustard	40 U	10	
				OU5-CSA-9-L22-SB(6-7)	8/15/2001	ug/kg	1,4-Dithiane	117 U	78,000	
				OU5-CSA-9-L22-SB(6-7)	8/15/2001	ug/kg	1,4-Oxathiane	234 U	78,000	
				OU5-CSA-9-L22-SB(6-7)	8/15/2001	ug/kg	Thiodiglycol	586 U	39,100	
				OU5-CSA-9-L22-SB(6-7)	8/15/2001	mg/kg	Cyanide, Total	0.17 U	160	
OU4	***OU4***		***4400 Massachusetts Avenue, Lot 22***							***No***
				OU4-AU22-1	11/20/2000	ug/kg	1,4-Dithiane	115 U	78,000	
				OU4-AU22-1	11/20/2000	ug/kg	1,4-Oxathiane	231 U	78,000	
				OU4-AU22-1	11/20/2000	ug/kg	Thiodiglycol	577 U	39,100	
				OU4-AU22-2	11/20/2000	ug/kg	1,4-Dithiane	130 U	78,000	
				OU4-AU22-2	11/20/2000	ug/kg	1,4-Oxathiane	259 U	78,000	
				OU4-AU22-2	11/20/2000	ug/kg	Thiodiglycol	648 U	39,100	
				OU4-AU22-3	11/20/2000	ug/kg	1,4-Dithiane	117 U	78,000	
				OU4-AU22-3	11/20/2000	ug/kg	1,4-Oxathiane	234 U	78,000	
				OU4-AU22-3	11/20/2000	ug/kg	Thiodiglycol	598 U	39,100	
				OU4-AU22-4	11/20/2000	ug/kg	1,4-Dithiane	117 U	78,000	
				OU4-AU22-4	11/20/2000	ug/kg	1,4-Oxathiane	234 U	78,000	
				OU4-AU22-4	11/20/2000	ug/kg	Thiodiglycol	585 U	39,100	
				OU4-AU22-SB-DUP03	11/20/2000	ug/kg	1,4-Dithiane	118 U	78,000	
				OU4-AU22-SB-DUP03	11/20/2000	ug/kg	1,4-Oxathiane	237 U	78,000	
				OU4-AU22-SB-DUP03	11/20/2000	ug/kg	Thiodiglycol	592 U	39,100	
				OU4-AU22-SB2	11/20/2000	ug/kg	1,4-Dithiane	113 U	78,000	
				OU4-AU22-SB2	11/20/2000	ug/kg	1,4-Oxathiane	226 U	78,000	
				OU4-AU22-SB2	11/20/2000	ug/kg	Thiodiglycol	566 U	39,100	
				OU4-AU22-SB4	11/20/2000	ug/kg	1,4-Dithiane	121 U	78,000	
				OU4-AU22-SB4	11/20/2000	ug/kg	1,4-Oxathiane	241 U	78,000	
				OU4-AU22-SB4	11/20/2000	ug/kg	Thiodiglycol	597 U	39,100	
				OU4-AU22-SB6	11/20/2000	ug/kg	1,4-Dithiane	123 U	78,000	
				OU4-AU22-SB6	11/20/2000	ug/kg	1,4-Oxathiane	246 U	78,000	
				OU4-AU22-SB6	11/20/2000	ug/kg	Thiodiglycol	603 U	39,100	

Area	Group	POI	Address	Sample ID	Sample Date	Units	Parameter	Result \1	Standard \3	Specialty boring associated with grid results?
CSA	9		4400 Massachusetts Avenue, Lot 23							No
				OU5-CSA-9-L23-SB(7-8)	8/15/2001	ug/kg	CVAA/CVAO	40 U	890	
				OU5-CSA-9-L23-SB(7-8)	8/15/2001	ug/kg	Sulfur Mustard	40 U	10	
				OU5-CSA-9-L23-SB(7-8)	8/15/2001	ug/kg	1,4-Dithiane	121 U	78,000	
				OU5-CSA-9-L23-SB(7-8)	8/15/2001	ug/kg	1,4-Oxathiane	241 U	78,000	
				OU5-CSA-9-L23-SB(7-8)	8/15/2001	ug/kg	Thiodiglycol	604 U	39,100	
				OU5-CSA-9-L23-SB(7-8)	8/15/2001	mg/kg	Cyanide, Total	0.18 U	160	
OU4	OU4		4400 Massachusetts Avenue, Lot 23							No
				OU4-AU23-1	11/21/2000	ug/kg	1,4-Dithiane	125 U	78,000	
				OU4-AU23-1	11/21/2000	ug/kg	1,4-Oxathiane	250 U	78,000	
				OU4-AU23-1	11/21/2000	ug/kg	Thiodiglycol	618 U	39,100	
				OU4-AU23-2	11/21/2000	ug/kg	1,4-Dithiane	128 U	78,000	
				OU4-AU23-2	11/21/2000	ug/kg	1,4-Oxathiane	256 U	78,000	
				OU4-AU23-2	11/21/2000	ug/kg	Thiodiglycol	645 U	39,100	
				OU4-AU23-3	11/21/2000	ug/kg	1,4-Dithiane	123 U	78,000	
				OU4-AU23-3	11/21/2000	ug/kg	1,4-Oxathiane	247 U	78,000	
				OU4-AU23-3	11/21/2000	ug/kg	Thiodiglycol	630 U	39,100	
				OU4-AU23-4	11/21/2000	ug/kg	1,4-Dithiane	119 U	78,000	
				OU4-AU23-4	11/21/2000	ug/kg	1,4-Oxathiane	239 U	78,000	
				OU4-AU23-4	11/21/2000	ug/kg	Thiodiglycol	585 U	39,100	
				OU4-AU23-SB2	11/20/2000	ug/kg	1,4-Dithiane	116 U	78,000	
				OU4-AU23-SB2	11/20/2000	ug/kg	1,4-Oxathiane	232 U	78,000	
				OU4-AU23-SB2	11/20/2000	ug/kg	Thiodiglycol	581 U	39,100	
				OU4-AU23-SB4	11/20/2000	ug/kg	1,4-Dithiane	124 U	78,000	
				OU4-AU23-SB4	11/20/2000	ug/kg	1,4-Oxathiane	248 U	78,000	
				OU4-AU23-SB4	11/20/2000	ug/kg	Thiodiglycol	620 U	39,100	
				OU4-AU23-SB6	11/20/2000	ug/kg	1,4-Dithiane	115 U	78,000	
				OU4-AU23-SB6	11/20/2000	ug/kg	1,4-Oxathiane	230 U	78,000	
				OU4-AU23-SB6	11/20/2000	ug/kg	Thiodiglycol	575 U	39,100	
				OU4-AU23-SBDUP04	11/20/2000	ug/kg	1,4-Dithiane	116 U	78,000	
				OU4-AU23-SBDUP04	11/20/2000	ug/kg	1,4-Oxathiane	233 U	78,000	
				OU4-AU23-SBDUP04	11/20/2000	ug/kg	Thiodiglycol	582 U	39,100	
OU4	OU4		4400 Massachusetts Avenue, Lot 24							No
				OU4-AU24-1	11/21/2000	ug/kg	1,4-Dithiane	125 U	78,000	
				OU4-AU24-1	11/21/2000	ug/kg	1,4-Oxathiane	250 U	78,000	
				OU4-AU24-1	11/21/2000	ug/kg	Thiodiglycol	618 U	39,100	

Area	Group	POI	Address	Sample ID	Sample Date	Units	Parameter	Result \1	Standard \3	Specialty boring associated with grid results?
				OU4-AU24-2	11/21/2000	ug/kg	1,4-Dithiane	128 U	78,000	
				OU4-AU24-2	11/21/2000	ug/kg	1,4-Oxathiane	256 U	78,000	
				OU4-AU24-2	11/21/2000	ug/kg	Thiodiglycol	645 U	39,100	
				OU4-AU24-3	11/21/2000	ug/kg	1,4-Dithiane	123 U	78,000	
				OU4-AU24-3	11/21/2000	ug/kg	1,4-Oxathiane	247 U	78,000	
				OU4-AU24-3	11/21/2000	ug/kg	Thiodiglycol	630 U	39,100	
				OU4-AU24-4	11/21/2000	ug/kg	1,4-Dithiane	119 U	78,000	
				OU4-AU24-4	11/21/2000	ug/kg	1,4-Oxathiane	239 U	78,000	
				OU4-AU24-4	11/21/2000	ug/kg	Thiodiglycol	585 U	39,100	
				OU4-AU24-SB2	11/21/2000	ug/kg	1,4-Dithiane	116 U	78,000	
				OU4-AU24-SB2	11/21/2000	ug/kg	1,4-Oxathiane	232 U	78,000	
				OU4-AU24-SB2	11/21/2000	ug/kg	Thiodiglycol	860	39,100	
				OU4-AU24-SB4	11/21/2000	ug/kg	1,4-Dithiane	124 U	78,000	
				OU4-AU24-SB4	11/21/2000	ug/kg	1,4-Oxathiane	248 U	78,000	
				OU4-AU24-SB4	11/21/2000	ug/kg	Thiodiglycol	620 U	39,100	
				OU4-AU24-SB6	11/21/2000	ug/kg	1,4-Dithiane	111 U	78,000	
				OU4-AU24-SB6	11/21/2000	ug/kg	1,4-Oxathiane	223 U	78,000	
				OU4-AU24-SB6	11/21/2000	ug/kg	Thiodiglycol	552 U	39,100	
				OU4-AU24-SB8	11/21/2000	ug/kg	1,4-Dithiane	116 U	78,000	
				OU4-AU24-SB8	11/21/2000	ug/kg	1,4-Oxathiane	232 U	78,000	
				OU4-AU24-SB8	11/21/2000	ug/kg	Thiodiglycol	580 U	39,100	
CSA	***9***		***4400 Massachusetts Avenue, Lot 25***							***No***
				OU5-CSA-9-L25-SB(4-5)	8/16/2001	ug/kg	CVAA/CVAO	40 U	890	
				OU5-CSA-9-L25-SB(4-5)	8/16/2001	ug/kg	Sulfur Mustard	40 U	10	
				OU5-CSA-9-L25-SB(4-5)	8/16/2001	ug/kg	1,4-Dithiane	113 U	78,000	
				OU5-CSA-9-L25-SB(4-5)	8/16/2001	ug/kg	1,4-Oxathiane	226 U	78,000	
				OU5-CSA-9-L25-SB(4-5)	8/16/2001	ug/kg	Thiodiglycol	566 U	39,100	
				OU5-CSA-9-L25-SB(4-5)	8/16/2001	mg/kg	Cyanide, Total	0.16 U	160	
OU4	***OU4***		***4400 Massachusetts Avenue, Lot 25***							***No***
				OU4-AU25-1	11/21/2000	ug/kg	1,4-Dithiane	111 U	78,000	
				OU4-AU25-1	11/21/2000	ug/kg	1,4-Oxathiane	223 U	78,000	
				OU4-AU25-1	11/21/2000	ug/kg	Thiodiglycol	568 U	39,100	
				OU4-AU25-2	11/21/2000	ug/kg	1,4-Dithiane	118 U	78,000	
				OU4-AU25-2	11/21/2000	ug/kg	1,4-Oxathiane	235 U	78,000	
				OU4-AU25-2	11/21/2000	ug/kg	Thiodiglycol	589 U	39,100	
				OU4-AU25-3	11/21/2000	ug/kg	1,4-Dithiane	110 U	78,000	
				OU4-AU25-3	11/21/2000	ug/kg	1,4-Oxathiane	220 U	78,000	

Area	Group	POI	Address	Sample ID	Sample Date	Units	Parameter	Result \1	Standard \3	Specialty boring associated with grid results?
				OU4-AU25-3	11/21/2000	ug/kg	Thiodiglycol	560 U	39,100	
				OU4-AU25-4	11/21/2000	ug/kg	1,4-Dithiane	116 U	78,000	
				OU4-AU25-4	11/21/2000	ug/kg	1,4-Oxathiane	233 U	78,000	
				OU4-AU25-4	11/21/2000	ug/kg	Thiodiglycol	570 U	39,100	
				OU4-AU25-SB10	11/21/2000	ug/kg	1,4-Dithiane	114 U	78,000	
				OU4-AU25-SB10	11/21/2000	ug/kg	1,4-Oxathiane	227 U	78,000	
				OU4-AU25-SB10	11/21/2000	ug/kg	Thiodiglycol	574 U	39,100	
				OU4-AU25-SB2	11/21/2000	ug/kg	1,4-Dithiane	110 U	78,000	
				OU4-AU25-SB2	11/21/2000	ug/kg	1,4-Oxathiane	220 U	78,000	
				OU4-AU25-SB2	11/21/2000	ug/kg	Thiodiglycol	551 U	39,100	
				OU4-AU25-SB4	11/21/2000	ug/kg	1,4-Dithiane	114 U	78,000	
				OU4-AU25-SB4	11/21/2000	ug/kg	1,4-Oxathiane	229 U	78,000	
				OU4-AU25-SB4	11/21/2000	ug/kg	Thiodiglycol	572 U	39,100	
				OU4-AU25-SB6	11/21/2000	ug/kg	1,4-Dithiane	111 U	78,000	
				OU4-AU25-SB6	11/21/2000	ug/kg	1,4-Oxathiane	223 U	78,000	
				OU4-AU25-SB6	11/21/2000	ug/kg	Thiodiglycol	552 U	39,100	
				OU4-AU25-SB8	11/21/2000	ug/kg	1,4-Dithiane	116 U	78,000	
				OU4-AU25-SB8	11/21/2000	ug/kg	1,4-Oxathiane	232 U	78,000	
				OU4-AU25-SB8	11/21/2000	ug/kg	Thiodiglycol	580 U	39,100	
				OU4-AU25-SBDUP05	11/21/2000	ug/kg	1,4-Dithiane	113 U	78,000	
				OU4-AU25-SBDUP05	11/21/2000	ug/kg	1,4-Oxathiane	225 U	78,000	
				OU4-AU25-SBDUP05	11/21/2000	ug/kg	Thiodiglycol	563 U	39,100	
OU4	***OU4***		***4400 Massachusetts Avenue, Lot 26***							***No***
				OU4-AU26-1	11/21/2000	ug/kg	1,4-Dithiane	120 U	78,000	
				OU4-AU26-1	11/21/2000	ug/kg	1,4-Oxathiane	240 U	78,000	
				OU4-AU26-1	11/21/2000	ug/kg	Thiodiglycol	607 U	39,100	
				OU4-AU26-2	11/21/2000	ug/kg	1,4-Dithiane	113 U	78,000	
				OU4-AU26-2	11/21/2000	ug/kg	1,4-Oxathiane	226 U	78,000	
				OU4-AU26-2	11/21/2000	ug/kg	Thiodiglycol	558 U	39,100	
				OU4-AU26-3	11/21/2000	ug/kg	1,4-Dithiane	118 U	78,000	
				OU4-AU26-3	11/21/2000	ug/kg	1,4-Oxathiane	236 U	78,000	
				OU4-AU26-3	11/21/2000	ug/kg	Thiodiglycol	589 U	39,100	
				OU4-AU26-4	11/21/2000	ug/kg	1,4-Dithiane	141 U	78,000	
				OU4-AU26-4	11/21/2000	ug/kg	1,4-Oxathiane	283 U	78,000	
				OU4-AU26-4	11/21/2000	ug/kg	Thiodiglycol	707 U	39,100	
				OU4-AU26-DUP05	11/21/2000	ug/kg	1,4-Dithiane	128 U	78,000	
				OU4-AU26-DUP05	11/21/2000	ug/kg	1,4-Oxathiane	256 U	78,000	

Area	Group	POI	Address	Sample ID	Sample Date	Units	Parameter	Result \1	Standard \3	Specialty boring associated with grid results?
				OU4-AU26-DUP05	11/21/2000	ug/kg	Thiodiglycol	640 U	39,100	
				OU4-AU26-SB10	11/21/2000	ug/kg	1,4-Dithiane	123 U	78,000	
				OU4-AU26-SB10	11/21/2000	ug/kg	1,4-Oxathiane	245 U	78,000	
				OU4-AU26-SB10	11/21/2000	ug/kg	Thiodiglycol	607 U	39,100	
				OU4-AU26-SB2	11/21/2000	ug/kg	1,4-Dithiane	110 U	78,000	
				OU4-AU26-SB2	11/21/2000	ug/kg	1,4-Oxathiane	220 U	78,000	
				OU4-AU26-SB2	11/21/2000	ug/kg	Thiodiglycol	550 U	39,100	
				OU4-AU26-SB4	11/21/2000	ug/kg	1,4-Dithiane	108 U	78,000	
				OU4-AU26-SB4	11/21/2000	ug/kg	1,4-Oxathiane	216 U	78,000	
				OU4-AU26-SB4	11/21/2000	ug/kg	Thiodiglycol	535 U	39,100	
				OU4-AU26-SB6	11/21/2000	ug/kg	1,4-Dithiane	114 U	78,000	
				OU4-AU26-SB6	11/21/2000	ug/kg	1,4-Oxathiane	229 U	78,000	
				OU4-AU26-SB6	11/21/2000	ug/kg	Thiodiglycol	560 U	39,100	
				OU4-AU26-SB8	11/21/2000	ug/kg	1,4-Dithiane	122 U	78,000	
				OU4-AU26-SB8	11/21/2000	ug/kg	1,4-Oxathiane	243 U	78,000	
				OU4-AU26-SB8	11/21/2000	ug/kg	Thiodiglycol	614 U	39,100	
OU4	***OU4***		***4400 Massachusetts Avenue, Lot 27***							***No***
				OU4-AU27-1	11/22/2000	ug/kg	1,4-Dithiane	121 U	78,000	
				OU4-AU27-1	11/22/2000	ug/kg	1,4-Oxathiane	242 U	78,000	
				OU4-AU27-1	11/22/2000	ug/kg	Thiodiglycol	606 U	39,100	
				OU4-AU27-2	11/22/2000	ug/kg	1,4-Dithiane	130 U	78,000	
				OU4-AU27-2	11/22/2000	ug/kg	1,4-Oxathiane	259 U	78,000	
				OU4-AU27-2	11/22/2000	ug/kg	Thiodiglycol	642 U	39,100	
				OU4-AU27-3	11/22/2000	ug/kg	1,4-Dithiane	141 U	78,000	
				OU4-AU27-3	11/22/2000	ug/kg	1,4-Oxathiane	282 U	78,000	
				OU4-AU27-3	11/22/2000	ug/kg	Thiodiglycol	712 U	39,100	
				OU4-AU27-4	11/22/2000	ug/kg	1,4-Dithiane	134 U	78,000	
				OU4-AU27-4	11/22/2000	ug/kg	1,4-Oxathiane	269 U	78,000	
				OU4-AU27-4	11/22/2000	ug/kg	Thiodiglycol	692 U	39,100	
OU4	***OU4***		***4400 Massachusetts Avenue, Lot 28***							***No***
				OU4-AU28-1	11/22/2000	ug/kg	1,4-Dithiane	120 U	78,000	
				OU4-AU28-1	11/22/2000	ug/kg	1,4-Oxathiane	241 U	78,000	
				OU4-AU28-1	11/22/2000	ug/kg	Thiodiglycol	602 U	39,100	
				OU4-AU28-2	11/22/2000	ug/kg	1,4-Dithiane	120 U	78,000	
				OU4-AU28-2	11/22/2000	ug/kg	1,4-Oxathiane	239 U	78,000	
				OU4-AU28-2	11/22/2000	ug/kg	Thiodiglycol	598 U	39,100	
				OU4-AU28-3	11/22/2000	ug/kg	1,4-Dithiane	112 U	78,000	

Area	Group	POI	Address	Sample ID	Sample Date	Units	Parameter	Result \1	Standard \3	Specialty boring associated with grid results?
				OU4-AU28-3	11/22/2000	ug/kg	1,4-Oxathiane	224 U	78,000	
				OU4-AU28-3	11/22/2000	ug/kg	Thiodiglycol	544 U	39,100	
				OU4-AU28-4	11/22/2000	ug/kg	1,4-Dithiane	114 U	78,000	
				OU4-AU28-4	11/22/2000	ug/kg	1,4-Oxathiane	229 U	78,000	
				OU4-AU28-4	11/22/2000	ug/kg	Thiodiglycol	572 U	39,100	
				OU4-AU28-SB10	11/21/2000	ug/kg	1,4-Dithiane	124 U	78,000	
				OU4-AU28-SB10	11/21/2000	ug/kg	1,4-Oxathiane	249 U	78,000	
				OU4-AU28-SB10	11/21/2000	ug/kg	Thiodiglycol	622 U	39,100	
				OU4-AU28-SB2	11/21/2000	ug/kg	1,4-Dithiane	114 U	78,000	
				OU4-AU28-SB2	11/21/2000	ug/kg	1,4-Oxathiane	227 U	78,000	
				OU4-AU28-SB2	11/21/2000	ug/kg	Thiodiglycol	562 U	39,100	
				OU4-AU28-SB4	11/21/2000	ug/kg	1,4-Dithiane	113 U	78,000	
				OU4-AU28-SB4	11/21/2000	ug/kg	1,4-Oxathiane	227 U	78,000	
				OU4-AU28-SB4	11/21/2000	ug/kg	Thiodiglycol	572 U	39,100	
				OU4-AU28-SB6	11/21/2000	ug/kg	1,4-Dithiane	120 U	78,000	
				OU4-AU28-SB6	11/21/2000	ug/kg	1,4-Oxathiane	239 U	78,000	
				OU4-AU28-SB6	11/21/2000	ug/kg	Thiodiglycol	598 U	39,100	
				OU4-AU28-SB8	11/21/2000	ug/kg	1,4-Dithiane	124 U	78,000	
				OU4-AU28-SB8	11/21/2000	ug/kg	1,4-Oxathiane	248 U	78,000	
				OU4-AU28-SB8	11/21/2000	ug/kg	Thiodiglycol	632 U	39,100	
OU4	***OU4***		***4400 Massachusetts Avenue, Lot 29***							***No***
				OU4-AU29-1	2/27/2001	ug/kg	1,4-Dithiane	129 U	78,000	
				OU4-AU29-1	2/27/2001	ug/kg	1,4-Oxathiane	258 U	78,000	
				OU4-AU29-1	2/27/2001	ug/kg	Thiodiglycol	644 U	39,100	
				OU4-AU29-2	2/27/2001	ug/kg	1,4-Dithiane	124 U	78,000	
				OU4-AU29-2	2/27/2001	ug/kg	1,4-Oxathiane	248 U	78,000	
				OU4-AU29-2	2/27/2001	ug/kg	Thiodiglycol	620 U	39,100	
				OU4-AU29-3	2/27/2001	ug/kg	1,4-Dithiane	127 U	78,000	
				OU4-AU29-3	2/27/2001	ug/kg	1,4-Oxathiane	254 U	78,000	
				OU4-AU29-3	2/27/2001	ug/kg	Thiodiglycol	628 U	39,100	
				OU4-AU29-4	2/27/2001	ug/kg	1,4-Dithiane	123 U	78,000	
				OU4-AU29-4	2/27/2001	ug/kg	1,4-Oxathiane	246 U	78,000	
				OU4-AU29-4	2/27/2001	ug/kg	Thiodiglycol	631 U	39,100	
				OU4-AU29-SB10	2/27/2001	ug/kg	1,4-Dithiane	129 U	78,000	
				OU4-AU29-SB10	2/27/2001	ug/kg	1,4-Oxathiane	258 U	78,000	
				OU4-AU29-SB10	2/27/2001	ug/kg	Thiodiglycol	646 U	39,100	
				OU4-AU29-SB2	2/27/2001	ug/kg	1,4-Dithiane	121 U	78,000	

Area	Group	POI	Address	Sample ID	Sample Date	Units	Parameter	Result \1	Standard \3	Specialty boring associated with grid results?
				OU4-AU29-SB2	2/27/2001	ug/kg	1,4-Oxathiane	241 U	78,000	
				OU4-AU29-SB2	2/27/2001	ug/kg	Thiodiglycol	604 U	39,100	
				OU4-AU29-SB4	2/27/2001	ug/kg	1,4-Dithiane	117 U	78,000	
				OU4-AU29-SB4	2/27/2001	ug/kg	1,4-Oxathiane	233 U	78,000	
				OU4-AU29-SB4	2/27/2001	ug/kg	Thiodiglycol	583 U	39,100	
				OU4-AU29-SB6	2/27/2001	ug/kg	1,4-Dithiane	122 U	78,000	
				OU4-AU29-SB6	2/27/2001	ug/kg	1,4-Oxathiane	245 U	78,000	
				OU4-AU29-SB6	2/27/2001	ug/kg	Thiodiglycol	612 U	39,100	
				OU4-AU29-SB8	2/27/2001	ug/kg	1,4-Dithiane	122 U	78,000	
				OU4-AU29-SB8	2/27/2001	ug/kg	1,4-Oxathiane	245 U	78,000	
				OU4-AU29-SB8	2/27/2001	ug/kg	Thiodiglycol	611 U	39,100	
OU4	***OU4***		***4400 Massachusetts Avenue, Lot 3***							***No***
				OU4-AU03-1	11/13/2000	ug/kg	1,4-Dithiane	125 U	78,000	
				OU4-AU03-1	11/13/2000	ug/kg	1,4-Oxathiane	251 U	78,000	
				OU4-AU03-1	11/13/2000	ug/kg	Thiodiglycol	633 U	39,100	
				OU4-AU03-2	11/13/2000	ug/kg	1,4-Dithiane	121 U	78,000	
				OU4-AU03-2	11/13/2000	ug/kg	1,4-Oxathiane	241 U	78,000	
				OU4-AU03-2	11/13/2000	ug/kg	Thiodiglycol	597 U	39,100	
				OU4-AU03-3	11/13/2000	ug/kg	1,4-Dithiane	132 U	78,000	
				OU4-AU03-3	11/13/2000	ug/kg	1,4-Oxathiane	265 U	78,000	
				OU4-AU03-3	11/13/2000	ug/kg	Thiodiglycol	642 U	39,100	
				OU4-AU03-4	11/13/2000	ug/kg	1,4-Dithiane	110 U	78,000	
				OU4-AU03-4	11/13/2000	ug/kg	1,4-Oxathiane	221 U	78,000	
				OU4-AU03-4	11/13/2000	ug/kg	Thiodiglycol	574 U	39,100	
				OU4-AU03-SB2	11/13/2000	ug/kg	1,4-Dithiane	108 U	78,000	
				OU4-AU03-SB2	11/13/2000	ug/kg	1,4-Oxathiane	216 U	78,000	
				OU4-AU03-SB2	11/13/2000	ug/kg	Thiodiglycol	535 U	39,100	
				OU4-AU03-SB4	11/13/2000	ug/kg	1,4-Dithiane	104 U	78,000	
				OU4-AU03-SB4	11/13/2000	ug/kg	1,4-Oxathiane	208 U	78,000	
				OU4-AU03-SB4	11/13/2000	ug/kg	Thiodiglycol	537 U	39,100	
				OU4-AU03-SB6	11/13/2000	ug/kg	1,4-Dithiane	111 U	78,000	
				OU4-AU03-SB6	11/13/2000	ug/kg	1,4-Oxathiane	223 U	78,000	
				OU4-AU03-SB6	11/13/2000	ug/kg	Thiodiglycol	568 U	39,100	
OU4	***OU4***		***4400 Massachusetts Avenue, Lot 30***							***No***
				OU4-AU30-1	2/27/2001	ug/kg	1,4-Dithiane	128 U	78,000	
				OU4-AU30-1	2/27/2001	ug/kg	1,4-Oxathiane	255 U	78,000	
				OU4-AU30-1	2/27/2001	ug/kg	Thiodiglycol	631 U	39,100	

Area	Group	POI	Address	Sample ID	Sample Date	Units	Parameter	Result \1	Standard \3	Specialty boring associated with grid results?
				OU4-AU30-2	2/27/2001	ug/kg	1,4-Dithiane	132 U	78,000	
				OU4-AU30-2	2/27/2001	ug/kg	1,4-Oxathiane	264 U	78,000	
				OU4-AU30-2	2/27/2001	ug/kg	Thiodiglycol	654 U	39,100	
				OU4-AU30-3	2/27/2001	ug/kg	1,4-Dithiane	122 U	78,000	
				OU4-AU30-3	2/27/2001	ug/kg	1,4-Oxathiane	244 U	78,000	
				OU4-AU30-3	2/27/2001	ug/kg	Thiodiglycol	610 U	39,100	
				OU4-AU30-4	2/27/2001	ug/kg	1,4-Dithiane	122 U	78,000	
				OU4-AU30-4	2/27/2001	ug/kg	1,4-Oxathiane	244 U	78,000	
				OU4-AU30-4	2/27/2001	ug/kg	Thiodiglycol	610 U	39,100	
				OU4-AU30-DUP-01	2/27/2001	ug/kg	1,4-Dithiane	118 U	78,000	
				OU4-AU30-DUP-01	2/27/2001	ug/kg	1,4-Oxathiane	236 U	78,000	
				OU4-AU30-DUP-01	2/27/2001	ug/kg	Thiodiglycol	591 U	39,100	
				OU4-AU30-SB-2	2/27/2001	ug/kg	1,4-Dithiane	125 U	78,000	
				OU4-AU30-SB-2	2/27/2001	ug/kg	1,4-Oxathiane	250 U	78,000	
				OU4-AU30-SB-2	2/27/2001	ug/kg	Thiodiglycol	625 U	39,100	
				OU4-AU30-SB-4	2/27/2001	ug/kg	1,4-Dithiane	136 U	78,000	
				OU4-AU30-SB-4	2/27/2001	ug/kg	1,4-Oxathiane	272 U	78,000	
				OU4-AU30-SB-4	2/27/2001	ug/kg	Thiodiglycol	673 U	39,100	
				OU4-AU30-SB6	2/27/2001	ug/kg	1,4-Dithiane	120 U	78,000	
				OU4-AU30-SB6	2/27/2001	ug/kg	1,4-Oxathiane	240 U	78,000	
				OU4-AU30-SB6	2/27/2001	ug/kg	Thiodiglycol	600 U	39,100	
				OU4-AU30-SB8	2/27/2001	ug/kg	1,4-Dithiane	120 U	78,000	
				OU4-AU30-SB8	2/27/2001	ug/kg	1,4-Oxathiane	240 U	78,000	
				OU4-AU30-SB8	2/27/2001	ug/kg	Thiodiglycol	601 U	39,100	
				OU4-AU30-SB9	2/27/2001	ug/kg	1,4-Dithiane	132 U	78,000	
				OU4-AU30-SB9	2/27/2001	ug/kg	1,4-Oxathiane	264 U	78,000	
				OU4-AU30-SB9	2/27/2001	ug/kg	Thiodiglycol	661 U	39,100	
				OU4-AU30-SK1	2/27/2001	ug/kg	Thiodiglycol	608 U	39,100	
				OU4-AU30-SK2	2/27/2001	ug/kg	Thiodiglycol	610 U	39,100	
OU4	**OU4**		**4400 Massachusetts Avenue, Lot 4**							**No**
				OU4-AU04-1	11/14/2000	ug/kg	1,4-Dithiane	115 U	78,000	
				OU4-AU04-1	11/14/2000	ug/kg	1,4-Oxathiane	231 U	78,000	
				OU4-AU04-1	11/14/2000	ug/kg	Thiodiglycol	588 U	39,100	
				OU4-AU04-2	11/14/2000	ug/kg	1,4-Dithiane	115 U	78,000	
				OU4-AU04-2	11/14/2000	ug/kg	1,4-Oxathiane	229 U	78,000	
				OU4-AU04-2	11/14/2000	ug/kg	Thiodiglycol	579 U	39,100	
				OU4-AU04-3	11/14/2000	ug/kg	1,4-Dithiane	121 U	78,000	

Area	Group	POI	Address	Sample ID	Sample Date	Units	Parameter	Result \1	Standard \3	Specialty boring associated with grid results?
				OU4-AU04-3	11/14/2000	ug/kg	1,4-Oxathiane	241 U	78,000	
				OU4-AU04-3	11/14/2000	ug/kg	Thiodiglycol	609 U	39,100	
				OU4-AU04-4	11/14/2000	ug/kg	1,4-Dithiane	111 U	78,000	
				OU4-AU04-4	11/14/2000	ug/kg	1,4-Oxathiane	222 U	78,000	
				OU4-AU04-4	11/14/2000	ug/kg	Thiodiglycol	560 U	39,100	
				OU4-AU04-DUP01	11/14/2000	ug/kg	1,4-Dithiane	115 U	78,000	
				OU4-AU04-DUP01	11/14/2000	ug/kg	1,4-Oxathiane	230 U	78,000	
				OU4-AU04-DUP01	11/14/2000	ug/kg	Thiodiglycol	587 U	39,100	
				OU4-AU04-SB2	11/13/2000	ug/kg	1,4-Dithiane	109 U	78,000	
				OU4-AU04-SB2	11/13/2000	ug/kg	1,4-Oxathiane	219 U	78,000	
				OU4-AU04-SB2	11/13/2000	ug/kg	Thiodiglycol	552 U	39,100	
				OU4-AU04-SB4	11/13/2000	ug/kg	1,4-Dithiane	116 U	78,000	
				OU4-AU04-SB4	11/13/2000	ug/kg	1,4-Oxathiane	233 U	78,000	
				OU4-AU04-SB4	11/13/2000	ug/kg	Thiodiglycol	599 U	39,100	
				OU4-AU04-SB6	11/13/2000	ug/kg	1,4-Dithiane	107 U	78,000	
				OU4-AU04-SB6	11/13/2000	ug/kg	1,4-Oxathiane	215 U	78,000	
				OU4-AU04-SB6	11/13/2000	ug/kg	Thiodiglycol	547 U	39,100	
				OU4-AU04-SB8	11/13/2000	ug/kg	1,4-Dithiane	114 U	78,000	
				OU4-AU04-SB8	11/13/2000	ug/kg	1,4-Oxathiane	228 U	78,000	
				OU4-AU04-SB8	11/13/2000	ug/kg	Thiodiglycol	570 U	39,100	
CSA	***9***		***4400 Massachusetts Avenue, Lot 40***							***No***
				OU5-CSA-9-L40-SBA-SB(4-5)	8/16/2001	ug/kg	CVAA/CVAO	40 U	890	
				OU5-CSA-9-L40-SBA-SB(4-5)	8/16/2001	ug/kg	Sulfur Mustard	40 U	10	
				OU5-CSA-9-L40-SBA-SB(4-5)	8/16/2001	ug/kg	1,4-Dithiane	108 U	78,000	
				OU5-CSA-9-L40-SBA-SB(4-5)	8/16/2001	ug/kg	1,4-Oxathiane	217 U	78,000	
				OU5-CSA-9-L40-SBA-SB(4-5)	8/16/2001	ug/kg	Thiodiglycol	542 U	39,100	
				OU5-CSA-9-L40-SBA-SB(4-5)	8/16/2001	mg/kg	Cyanide, Total	0.18 U	160	
				OU5-CSA-9-L40-SBB(4-5)	8/16/2001	ug/kg	CVAA/CVAO	40 U	890	
				OU5-CSA-9-L40-SBB(4-5)	8/16/2001	ug/kg	Sulfur Mustard	40 U	10	
				OU5-CSA-9-L40-SBB(4-5)	8/16/2001	ug/kg	1,4-Dithiane	111 U	78,000	
				OU5-CSA-9-L40-SBB(4-5)	8/16/2001	ug/kg	1,4-Oxathiane	223 U	78,000	
				OU5-CSA-9-L40-SBB(4-5)	8/16/2001	ug/kg	Thiodiglycol	557 U	39,100	
				OU5-CSA-9-L40-SBB(4-5)	8/16/2001	mg/kg	Cyanide, Total	0.18 U	160	
				OU5-CSA-9-L40-SBB-DUP06	8/16/2001	ug/kg	CVAA/CVAO	40 U	890	
CSA	***9***		***4400 Massachusetts Avenue, Lot 41***							***No***
				OU5-CSA-9-L41-SBA(2-3)	8/16/2001	ug/kg	CVAA/CVAO	40 U	890	
				OU5-CSA-9-L41-SBA(2-3)	8/16/2001	ug/kg	Sulfur Mustard	40 U	10	

Area	Group	POI	Address	Sample ID	Sample Date	Units	Parameter	Result \1	Standard \3	Specialty boring associated with grid results?
				OU5-CSA-9-L41-SBA(2-3)	8/16/2001	ug/kg	1,4-Dithiane	121 U	78,000	
				OU5-CSA-9-L41-SBA(2-3)	8/16/2001	ug/kg	1,4-Oxathiane	243 U	78,000	
				OU5-CSA-9-L41-SBA(2-3)	8/16/2001	ug/kg	Thiodiglycol	606 U	39,100	
				OU5-CSA-9-L41-SBA(2-3)	8/16/2001	mg/kg	Cyanide, Total	0.19 U	160	
				OU5-CSA-9-L41-SBB(3.5-4.5)	8/16/2001	ug/kg	CVAA/CVAO	40 U	890	
				OU5-CSA-9-L41-SBB(3.5-4.5)	8/16/2001	ug/kg	Sulfur Mustard	40 U	10	
				OU5-CSA-9-L41-SBB(3.5-4.5)	8/16/2001	ug/kg	1,4-Dithiane	120 U	78,000	
				OU5-CSA-9-L41-SBB(3.5-4.5)	8/16/2001	ug/kg	1,4-Oxathiane	241 U	78,000	
				OU5-CSA-9-L41-SBB(3.5-4.5)	8/16/2001	ug/kg	Thiodiglycol	602 U	39,100	
				OU5-CSA-9-L41-SBB(3.5-4.5)	8/16/2001	mg/kg	Cyanide, Total	0.19 U	160	
				OU5-CSA-9-L41-SBB-DUP06	8/16/2001	mg/kg	Cyanide, Total	0.18 U	160	
				OU5-CSA-9-L41-SBC(3.5-4.5)	8/16/2001	ug/kg	CVAA/CVAO	40 U	890	
				OU5-CSA-9-L41-SBC(3.5-4.5)	8/16/2001	ug/kg	Sulfur Mustard	40 U	10	
				OU5-CSA-9-L41-SBC(3.5-4.5)	8/16/2001	ug/kg	1,4-Dithiane	116 U	78,000	
				OU5-CSA-9-L41-SBC(3.5-4.5)	8/16/2001	ug/kg	1,4-Oxathiane	232 U	78,000	
				OU5-CSA-9-L41-SBC(3.5-4.5)	8/16/2001	ug/kg	Thiodiglycol	581 U	39,100	
				OU5-CSA-9-L41-SBC(3.5-4.5)	8/16/2001	mg/kg	Cyanide, Total	0.17 U	160	
				OU5-CSA-9-L41-SBD(3-4)	8/16/2001	ug/kg	CVAA/CVAO	40 U	890	
				OU5-CSA-9-L41-SBD(3-4)	8/16/2001	ug/kg	Sulfur Mustard	40 U	10	
				OU5-CSA-9-L41-SBD(3-4)	8/16/2001	ug/kg	1,4-Dithiane	114 U	78,000	
				OU5-CSA-9-L41-SBD(3-4)	8/16/2001	ug/kg	1,4-Oxathiane	228 U	78,000	
				OU5-CSA-9-L41-SBD(3-4)	8/16/2001	ug/kg	Thiodiglycol	570 U	39,100	
				OU5-CSA-9-L41-SBD(3-4)	8/16/2001	mg/kg	Cyanide, Total	0.19 U	160	
				OU5-CSA-9-L41-SBD-DUP07	8/16/2001	ug/kg	1,4-Dithiane	112 U	78,000	
				OU5-CSA-9-L41-SBD-DUP07	8/16/2001	ug/kg	1,4-Oxathiane	225 U	78,000	
				OU5-CSA-9-L41-SBD-DUP07	8/16/2001	ug/kg	Thiodiglycol	562 U	39,100	
CSA	***9***		***4400 Massachusetts Avenue, Lot 42***							***No***
				OU5-CSA-9-L42-SB(5-6)	8/16/2001	ug/kg	CVAA/CVAO	40 U	890	
				OU5-CSA-9-L42-SB(5-6)	8/16/2001	ug/kg	Sulfur Mustard	40 U	10	
				OU5-CSA-9-L42-SB(5-6)	8/16/2001	ug/kg	1,4-Dithiane	119 U	78,000	
				OU5-CSA-9-L42-SB(5-6)	8/16/2001	ug/kg	1,4-Oxathiane	237 U	78,000	
				OU5-CSA-9-L42-SB(5-6)	8/16/2001	ug/kg	Thiodiglycol	592 U	39,100	
				OU5-CSA-9-L42-SB(5-6)	8/16/2001	mg/kg	Cyanide, Total	0.2 U	160	
CSA	***9***		***4400 Massachusetts Avenue, Lot 44***							***No***
				OU5-CSA-9-L44-SB(4-5)	1/8/2002	ug/kg	CVAA/CVAO	40 U	890	
				OU5-CSA-9-L44-SB(4-5)	1/8/2002	ug/kg	Sulfur Mustard	40 U	10	
				OU5-CSA-9-L44-SB(4-5)	1/8/2002	ug/kg	1,4-Dithiane	127.6 U	78,000	

Area	Group	POI	Address	Sample ID	Sample Date	Units	Parameter	Result \1	Standard \3	Specialty boring associated with grid results?
				OU5-CSA-9-L44-SB(4-5)	1/8/2002	ug/kg	1,4-Oxathiane	255.1 UJ	78,000	
				OU5-CSA-9-L44-SB(4-5)	1/8/2002	ug/kg	Thiodiglycol	640 U	39,100	
				OU5-CSA-9-L44-SB(4-5)	1/8/2002	mg/kg	Cyanide, Total	0.194 U	160	
CSA	***9***		***4400 Massachusetts Avenue, Lot 47***							***No***
				OU5-CSA-9-L47-SB(5-6)	8/15/2001	ug/kg	CVAA/CVAO	40 U	890	
				OU5-CSA-9-L47-SB(5-6)	8/15/2001	ug/kg	Sulfur Mustard	40 U	10	
				OU5-CSA-9-L47-SB(5-6)	8/15/2001	ug/kg	1,4-Dithiane	115 U	78,000	
				OU5-CSA-9-L47-SB(5-6)	8/15/2001	ug/kg	1,4-Oxathiane	230 U	78,000	
				OU5-CSA-9-L47-SB(5-6)	8/15/2001	ug/kg	Thiodiglycol	576 U	39,100	
				OU5-CSA-9-L47-SB(5-6)	8/15/2001	mg/kg	Cyanide, Total	0.18 U	160	
				OU5-CSA-9-L47-SB-DUP07	8/15/2001	ug/kg	Sulfur Mustard	40 U	10	
OU4	***OU4***		***4400 Massachusetts Avenue, Lot 5***							***No***
				OU4-AU05-1	11/14/2000	ug/kg	1,4-Dithiane	112 U	78,000	
				OU4-AU05-1	11/14/2000	ug/kg	1,4-Oxathiane	223 U	78,000	
				OU4-AU05-1	11/14/2000	ug/kg	Thiodiglycol	547 U	39,100	
				OU4-AU05-2	11/14/2000	ug/kg	1,4-Dithiane	116 U	78,000	
				OU4-AU05-2	11/14/2000	ug/kg	1,4-Oxathiane	232 U	78,000	
				OU4-AU05-2	11/14/2000	ug/kg	Thiodiglycol	603 U	39,100	
				OU4-AU05-3	11/14/2000	ug/kg	1,4-Dithiane	130 U	78,000	
				OU4-AU05-3	11/14/2000	ug/kg	1,4-Oxathiane	259 U	78,000	
				OU4-AU05-3	11/14/2000	ug/kg	Thiodiglycol	642 U	39,100	
				OU4-AU05-4	11/14/2000	ug/kg	1,4-Dithiane	137 U	78,000	
				OU4-AU05-4	11/14/2000	ug/kg	1,4-Oxathiane	273 U	78,000	
				OU4-AU05-4	11/14/2000	ug/kg	Thiodiglycol	677 U	39,100	
				OU4-AU05-SB-8	11/14/2000	ug/kg	1,4-Dithiane	107 U	78,000	
				OU4-AU05-SB-8	11/14/2000	ug/kg	1,4-Oxathiane	214 U	78,000	
				OU4-AU05-SB-8	11/14/2000	ug/kg	Thiodiglycol	524 U	39,100	
				OU4-AU05-SB10	11/14/2000	ug/kg	1,4-Dithiane	110 U	78,000	
				OU4-AU05-SB10	11/14/2000	ug/kg	1,4-Oxathiane	220 U	78,000	
				OU4-AU05-SB10	11/14/2000	ug/kg	Thiodiglycol	556 U	39,100	
				OU4-AU05-SB2	11/14/2000	ug/kg	1,4-Dithiane	106 U	78,000	
				OU4-AU05-SB2	11/14/2000	ug/kg	1,4-Oxathiane	212 U	78,000	
				OU4-AU05-SB2	11/14/2000	ug/kg	Thiodiglycol	530 U	39,100	
				OU4-AU05-SB4	11/14/2000	ug/kg	1,4-Dithiane	107 U	78,000	
				OU4-AU05-SB4	11/14/2000	ug/kg	1,4-Oxathiane	214 U	78,000	
				OU4-AU05-SB4	11/14/2000	ug/kg	Thiodiglycol	534 U	39,100	
				OU4-AU05-SB6	11/14/2000	ug/kg	1,4-Dithiane	110 U	78,000	

Area	Group	POI	Address	Sample ID	Sample Date	Units	Parameter	Result \1		Standard \3	Specialty boring associated with grid results?
				OU4-AU05-SB6	11/14/2000	ug/kg	1,4-Oxathiane	220	U	78,000	
				OU4-AU05-SB6	11/14/2000	ug/kg	Thiodiglycol	555	U	39,100	
OU4	**OU4**		**4400 Massachusetts Avenue, Lot 6**								**No**
				OU4-AU06-1	11/14/2000	ug/kg	1,4-Dithiane	118	U	78,000	
				OU4-AU06-1	11/14/2000	ug/kg	1,4-Oxathiane	236	U	78,000	
				OU4-AU06-1	11/14/2000	ug/kg	Thiodiglycol	589	U	39,100	
				OU4-AU06-2	11/14/2000	ug/kg	1,4-Dithiane	137	U	78,000	
				OU4-AU06-2	11/14/2000	ug/kg	1,4-Oxathiane	273	U	78,000	
				OU4-AU06-2	11/14/2000	ug/kg	Thiodiglycol	2100		39,100	
				OU4-AU06-3	11/14/2000	ug/kg	1,4-Dithiane	116	U	78,000	
				OU4-AU06-3	11/14/2000	ug/kg	1,4-Oxathiane	232	U	78,000	
				OU4-AU06-3	11/14/2000	ug/kg	Thiodiglycol	585	U	39,100	
				OU4-AU06-4	11/14/2000	ug/kg	1,4-Dithiane	117	U	78,000	
				OU4-AU06-4	11/14/2000	ug/kg	1,4-Oxathiane	234	U	78,000	
				OU4-AU06-4	11/14/2000	ug/kg	Thiodiglycol	579	U	39,100	
				OU4-AU06-SB-DUP01	11/14/2000	ug/kg	1,4-Dithiane	114	U	78,000	
				OU4-AU06-SB-DUP01	11/14/2000	ug/kg	1,4-Oxathiane	228	U	78,000	
				OU4-AU06-SB-DUP01	11/14/2000	ug/kg	Thiodiglycol	569	U	39,100	
				OU4-AU06-SB2	11/14/2000	ug/kg	1,4-Dithiane	109	U	78,000	
				OU4-AU06-SB2	11/14/2000	ug/kg	1,4-Oxathiane	218	U	78,000	
				OU4-AU06-SB2	11/14/2000	ug/kg	Thiodiglycol	555	U	39,100	
				OU4-AU06-SB4	11/14/2000	ug/kg	1,4-Dithiane	113	U	78,000	
				OU4-AU06-SB4	11/14/2000	ug/kg	1,4-Oxathiane	227	U	78,000	
				OU4-AU06-SB4	11/14/2000	ug/kg	Thiodiglycol	572	U	39,100	
				OU4-AU06-SB6	11/14/2000	ug/kg	1,4-Dithiane	115	U	78,000	
				OU4-AU06-SB6	11/14/2000	ug/kg	1,4-Oxathiane	230	U	78,000	
				OU4-AU06-SB6	11/14/2000	ug/kg	Thiodiglycol	593	U	39,100	
OU4	**OU4**		**4400 Massachusetts Avenue, Lot 7**								**No**
				OU4-AU07-1	11/14/2000	ug/kg	1,4-Dithiane	123	U	78,000	
				OU4-AU07-1	11/14/2000	ug/kg	1,4-Oxathiane	246	U	78,000	
				OU4-AU07-1	11/14/2000	ug/kg	Thiodiglycol	616	U	39,100	
				OU4-AU07-2	11/14/2000	ug/kg	1,4-Dithiane	128	U	78,000	
				OU4-AU07-2	11/14/2000	ug/kg	1,4-Oxathiane	255	U	78,000	
				OU4-AU07-2	11/14/2000	ug/kg	Thiodiglycol	632	U	39,100	
				OU4-AU07-3	11/14/2000	ug/kg	1,4-Dithiane	118	U	78,000	
				OU4-AU07-3	11/14/2000	ug/kg	1,4-Oxathiane	236	U	78,000	
				OU4-AU07-3	11/14/2000	ug/kg	Thiodiglycol	584	U	39,100	

Area	Group	POI	Address	Sample ID	Sample Date	Units	Parameter	Result \1	Standard \3	Specialty boring associated with grid results?
				OU4-AU07-4	11/14/2000	ug/kg	1,4-Dithiane	124 U	78,000	
				OU4-AU07-4	11/14/2000	ug/kg	1,4-Oxathiane	248 U	78,000	
				OU4-AU07-4	11/14/2000	ug/kg	Thiodiglycol	603 U	39,100	
				OU4-AU07-SB2	11/14/2000	ug/kg	1,4-Dithiane	115 U	78,000	
				OU4-AU07-SB2	11/14/2000	ug/kg	1,4-Oxathiane	229 U	78,000	
				OU4-AU07-SB2	11/14/2000	ug/kg	Thiodiglycol	584 U	39,100	
				OU4-AU07-SB3	11/14/2000	ug/kg	1,4-Dithiane	107 U	78,000	
				OU4-AU07-SB3	11/14/2000	ug/kg	1,4-Oxathiane	214 U	78,000	
				OU4-AU07-SB3	11/14/2000	ug/kg	Thiodiglycol	513 U	39,100	
OU4	***OU4***		***4400 Massachusetts Avenue, Lot 8***							***No***
				OU4-AU08-1	11/15/2000	ug/kg	1,4-Dithiane	124 U	78,000	
				OU4-AU08-1	11/15/2000	ug/kg	1,4-Oxathiane	248 U	78,000	
				OU4-AU08-1	11/15/2000	ug/kg	Thiodiglycol	614 U	39,100	
				OU4-AU08-2	11/15/2000	ug/kg	1,4-Dithiane	119 U	78,000	
				OU4-AU08-2	11/15/2000	ug/kg	1,4-Oxathiane	238 U	78,000	
				OU4-AU08-2	11/15/2000	ug/kg	Thiodiglycol	619 U	39,100	
				OU4-AU08-3	11/15/2000	ug/kg	1,4-Dithiane	122 U	78,000	
				OU4-AU08-3	11/15/2000	ug/kg	1,4-Oxathiane	243 U	78,000	
				OU4-AU08-3	11/15/2000	ug/kg	Thiodiglycol	608 U	39,100	
				OU4-AU08-4	11/15/2000	ug/kg	1,4-Dithiane	125 U	78,000	
				OU4-AU08-4	11/15/2000	ug/kg	1,4-Oxathiane	249 U	78,000	
				OU4-AU08-4	11/15/2000	ug/kg	Thiodiglycol	611 U	39,100	
				OU4-AU08-SB2	11/15/2000	ug/kg	1,4-Dithiane	110 U	78,000	
				OU4-AU08-SB2	11/15/2000	ug/kg	1,4-Oxathiane	220 U	78,000	
				OU4-AU08-SB2	11/15/2000	ug/kg	Thiodiglycol	545 U	39,100	
				OU4-AU08-SB4	11/15/2000	ug/kg	1,4-Dithiane	104 U	78,000	
				OU4-AU08-SB4	11/15/2000	ug/kg	1,4-Oxathiane	209 U	78,000	
				OU4-AU08-SB4	11/15/2000	ug/kg	Thiodiglycol	528 U	39,100	
				OU4-AU08-SB6	11/15/2000	ug/kg	1,4-Dithiane	107 U	78,000	
				OU4-AU08-SB6	11/15/2000	ug/kg	1,4-Oxathiane	213 U	78,000	
				OU4-AU08-SB6	11/15/2000	ug/kg	Thiodiglycol	528 U	39,100	
OU4	***OU4***		***4400 Massachusetts Avenue, Lot 9***							***No***
				OU4-AU09-1	11/15/2000	ug/kg	1,4-Dithiane	134 U	78,000	
				OU4-AU09-1	11/15/2000	ug/kg	1,4-Oxathiane	268 U	78,000	
				OU4-AU09-1	11/15/2000	ug/kg	Thiodiglycol	664 U	39,100	
				OU4-AU09-2	11/15/2000	ug/kg	1,4-Dithiane	121 U	78,000	
				OU4-AU09-2	11/15/2000	ug/kg	1,4-Oxathiane	243 U	78,000	

Area	Group	POI	Address	Sample ID	Sample Date	Units	Parameter	Result \1	Standard \3	Specialty boring associated with grid results?
				OU4-AU09-2	11/15/2000	ug/kg	Thiodiglycol	601 U	39,100	
				OU4-AU09-3	11/15/2000	ug/kg	1,4-Dithiane	118 U	78,000	
				OU4-AU09-3	11/15/2000	ug/kg	1,4-Oxathiane	237 U	78,000	
				OU4-AU09-3	11/15/2000	ug/kg	Thiodiglycol	574 U	39,100	
				OU4-AU09-4	11/15/2000	ug/kg	1,4-Dithiane	113 U	78,000	
				OU4-AU09-4	11/15/2000	ug/kg	1,4-Oxathiane	225 U	78,000	
				OU4-AU09-4	11/15/2000	ug/kg	Thiodiglycol	563 U	39,100	
				OU4-AU09-SB2	11/15/2000	ug/kg	1,4-Dithiane	111 U	78,000	
				OU4-AU09-SB2	11/15/2000	ug/kg	1,4-Oxathiane	223 U	78,000	
				OU4-AU09-SB2	11/15/2000	ug/kg	Thiodiglycol	557 U	39,100	
				OU4-AU09-SB4	11/15/2000	ug/kg	1,4-Dithiane	102 U	78,000	
				OU4-AU09-SB4	11/15/2000	ug/kg	1,4-Oxathiane	205 U	78,000	
				OU4-AU09-SB4	11/15/2000	ug/kg	Thiodiglycol	512 U	39,100	
				OU4-AU09-SB6	11/15/2000	ug/kg	1,4-Dithiane	104 U	78,000	
				OU4-AU09-SB6	11/15/2000	ug/kg	1,4-Oxathiane	207 U	78,000	
				OU4-AU09-SB6	11/15/2000	ug/kg	Thiodiglycol	513 U	39,100	
CSA	***6***		***4409 Warren Street***							***No***
				OU5-CSA-6-4409WS-SB(8.5-9.5)	8/7/2001	ug/kg	CVAA/CVAO	40 U	890	
				OU5-CSA-6-4409WS-SB(8.5-9.5)	8/7/2001	ug/kg	Sulfur Mustard	40 U	10	
				OU5-CSA-6-4409WS-SB(8.5-9.5)	8/7/2001	ug/kg	1,4-Dithiane	136 U	78,000	
				OU5-CSA-6-4409WS-SB(8.5-9.5)	8/7/2001	ug/kg	1,4-Oxathiane	271 U	78,000	
				OU5-CSA-6-4409WS-SB(8.5-9.5)	8/7/2001	ug/kg	Thiodiglycol	678 U	39,100	
				OU5-CSA-6-4409WS-SB(8.5-9.5)	8/7/2001	mg/kg	Cyanide, Total	0.21 U	160	
CSA	***6***		***4410 42nd Street***							***No***
				OU5-CSA-6-4410(42)-SB(8.5-9.5)	8/7/2001	ug/kg	CVAA/CVAO	40 U	890	
				OU5-CSA-6-4410(42)-SB(8.5-9.5)	8/7/2001	ug/kg	Sulfur Mustard	40 U	10	
				OU5-CSA-6-4410(42)-SB(8.5-9.5)	8/7/2001	ug/kg	1,4-Dithiane	116 U	78,000	
				OU5-CSA-6-4410(42)-SB(8.5-9.5)	8/7/2001	ug/kg	1,4-Oxathiane	232 U	78,000	
				OU5-CSA-6-4410(42)-SB(8.5-9.5)	8/7/2001	ug/kg	Thiodiglycol	580 U	39,100	
				OU5-CSA-6-4410(42)-SB(8.5-9.5)	8/7/2001	mg/kg	Cyanide, Total	0.19 U	160	
CSA	***6***		***4420 Windom Place***							***No***
				OU5-CSA-6-4420WinP-SB(3-4)	10/9/2001	ug/kg	CVAA/CVAO	40 U	890	
				OU5-CSA-6-4420WinP-SB(3-4)	10/9/2001	ug/kg	Sulfur Mustard	40 U	10	
				OU5-CSA-6-4420WinP-SB(3-4)	10/9/2001	ug/kg	1,4-Dithiane	124 U	78,000	
				OU5-CSA-6-4420WinP-SB(3-4)	10/9/2001	ug/kg	1,4-Oxathiane	249 U	78,000	
				OU5-CSA-6-4420WinP-SB(3-4)	10/9/2001	ug/kg	Thiodiglycol	622 U	39,100	

Area	Group	POI	Address	Sample ID	Sample Date	Units	Parameter	Result \1	Standard \3	Specialty boring associated with grid results?
				OU5-CSA-6-4420WinP-SB(3-4)	10/9/2001	mg/kg	Cyanide, Total	0.22 U	160	
				OU5-CSA-6-4420WinP-SB-DUP09	10/9/2001	ug/kg	CVAA/CVAO	40 U	890	
CSA	6		4422 42nd Street							No
				OU5-CSA-6-4422(42)-SB(9-10)	8/14/2001	ug/kg	CVAA/CVAO	40 U	890	
				OU5-CSA-6-4422(42)-SB(9-10)	8/14/2001	ug/kg	Sulfur Mustard	40 U	10	
				OU5-CSA-6-4422(42)-SB(9-10)	8/14/2001	ug/kg	1,4-Dithiane	121 U	78,000	
				OU5-CSA-6-4422(42)-SB(9-10)	8/14/2001	ug/kg	1,4-Oxathiane	241 U	78,000	
				OU5-CSA-6-4422(42)-SB(9-10)	8/14/2001	ug/kg	Thiodiglycol	604 U	39,100	
				OU5-CSA-6-4422(42)-SB(9-10)	8/14/2001	mg/kg	Cyanide, Total	0.19 U	160	
CSA	5		4425 Upton Street							No
				OU5-CSA-5-4425US-SB(4.5-5.5)	11/12/2001	ug/kg	CVAA/CVAO	40 U	890	
				OU5-CSA-5-4425US-SB(4.5-5.5)	11/12/2001	ug/kg	Sulfur Mustard	40 U	10	
				OU5-CSA-5-4425US-SB(4.5-5.5)	11/12/2001	ug/kg	1,4-Dithiane	114.3 U	78,000	
				OU5-CSA-5-4425US-SB(4.5-5.5)	11/12/2001	ug/kg	1,4-Oxathiane	228.6 U	78,000	
				OU5-CSA-5-4425US-SB(4.5-5.5)	11/12/2001	ug/kg	Thiodiglycol	570 U	39,100	
				OU5-CSA-5-4425US-SB(4.5-5.5)	11/12/2001	mg/kg	Cyanide, Total	0.18 U	160	
CSA	8		4427 Springdale Street							Yes
				OU5-CSA-8-4427SS-SB(4.5-5.5)	1/14/2002	ug/kg	CVAA/CVAO	40 U	890	
				OU5-CSA-8-4427SS-SB(4.5-5.5)	1/14/2002	ug/kg	Sulfur Mustard	40 U	10	
				OU5-CSA-8-4427SS-SB(4.5-5.5)	1/14/2002	ug/kg	1,4-Dithiane	115.7 U	78,000	
				OU5-CSA-8-4427SS-SB(4.5-5.5)	1/14/2002	ug/kg	1,4-Oxathiane	231.5 U	78,000	
				OU5-CSA-8-4427SS-SB(4.5-5.5)	1/14/2002	ug/kg	Thiodiglycol	580 U	39,100	
				OU5-CSA-8-4427SS-SB(4.5-5.5)	1/14/2002	mg/kg	Cyanide, Total	0.181 U	160	
CSA	8		4434 Springdale Street							No
				OU5-CSA-8-4434SS-SB(2-3)	12/4/2001	ug/kg	CVAA/CVAO	40 U	890	
				OU5-CSA-8-4434SS-SB(2-3)	12/4/2001	ug/kg	Sulfur Mustard	40 U	10	
				OU5-CSA-8-4434SS-SB(2-3)	12/4/2001	ug/kg	1,4-Dithiane	120.8 UJ	78,000	
				OU5-CSA-8-4434SS-SB(2-3)	12/4/2001	ug/kg	1,4-Oxathiane	241.5 UJ	78,000	
				OU5-CSA-8-4434SS-SB(2-3)	12/4/2001	ug/kg	Thiodiglycol	604 U	39,100	
				OU5-CSA-8-4434SS-SB(2-3)	12/4/2001	mg/kg	Cyanide, Total	0.18 U	160	
CSA	8		4438 Tindall Street							Yes
				OU5-CSA-8-4438TinS-SB(4-5)	9/24/2001	ug/kg	CVAA/CVAO	40 U	890	
				OU5-CSA-8-4438TinS-SB(4-5)	9/24/2001	ug/kg	Sulfur Mustard	40 U	10	
				OU5-CSA-8-4438TinS-SB(4-5)	9/24/2001	ug/kg	1,4-Dithiane	122 U	78,000	
				OU5-CSA-8-4438TinS-SB(4-5)	9/24/2001	ug/kg	1,4-Oxathiane	243 U	78,000	

Area	Group	POI	Address	Sample ID	Sample Date	Units	Parameter	Result \1	Standard \3	Specialty boring associated with grid results?
				OU5-CSA-8-4438TinS-SB(4-5)	9/24/2001	ug/kg	Thiodiglycol	608 U	39,100	
				OU5-CSA-8-4438TinS-SB(4-5)	9/24/2001	mg/kg	Cyanide, Total	0.19 U	160	
				OU5-CSA-8-4438TinS-SB-DUP08	9/24/2001	mg/kg	Cyanide, Total	0.19 U	160	
CSA	**8**		**4442 Tindall Street**							**Yes**
				OU5-CSA-8-4442TinS-SB(3-4)	2/20/2002	ug/kg	CVAA/CVAO	40 U	890	
				OU5-CSA-8-4442TinS-SB(3-4)	2/20/2002	ug/kg	Sulfur Mustard	40 U	10	
				OU5-CSA-8-4442TinS-SB(3-4)	2/20/2002	ug/kg	1,4-Dithiane	150 U	78,000	
				OU5-CSA-8-4442TinS-SB(3-4)	2/20/2002	ug/kg	1,4-Oxathiane	300 U	78,000	
				OU5-CSA-8-4442TinS-SB(3-4)	2/20/2002	ug/kg	Thiodiglycol	750 U	39,100	
				OU5-CSA-8-4442TinS-SB(3-4)	2/20/2002	mg/kg	Cyanide, Total	0.222 U	160	
CSA	**8**		**4443 Springdale Street**							**No**
				OU5-CSA-8-4443SS-SB(7-8)	10/1/2001	ug/kg	CVAA/CVAO	40 U	890	
				OU5-CSA-8-4443SS-SB(7-8)	10/1/2001	ug/kg	Sulfur Mustard	40 U	10	
				OU5-CSA-8-4443SS-SB(7-8)	10/1/2001	ug/kg	1,4-Dithiane	124 U	78,000	
				OU5-CSA-8-4443SS-SB(7-8)	10/1/2001	ug/kg	1,4-Oxathiane	248 U	78,000	
				OU5-CSA-8-4443SS-SB(7-8)	10/1/2001	ug/kg	Thiodiglycol	621 U	39,100	
				OU5-CSA-8-4443SS-SB(7-8)	10/1/2001	mg/kg	Cyanide, Total	0.21 U	160	
CSA	**8**		**4446 Tindall Street**							**Yes**
				OU5-CSA-8-4446TinS-SB(4-5)	9/24/2001	ug/kg	CVAA/CVAO	40 U	890	
				OU5-CSA-8-4446TinS-SB(4-5)	9/24/2001	ug/kg	Sulfur Mustard	40 U	10	
				OU5-CSA-8-4446TinS-SB(4-5)	9/24/2001	ug/kg	1,4-Dithiane	119 U	78,000	
				OU5-CSA-8-4446TinS-SB(4-5)	9/24/2001	ug/kg	1,4-Oxathiane	238 U	78,000	
				OU5-CSA-8-4446TinS-SB(4-5)	9/24/2001	ug/kg	Thiodiglycol	595 U	39,100	
				OU5-CSA-8-4446TinS-SB(4-5)	9/24/2001	mg/kg	Cyanide, Total	0.19 U	160	
				OU5-CSA-8-4446TinS-SB-DUP09	9/24/2001	ug/kg	Sulfur Mustard	40 U	10	
CSA	**8**		**4448 Springdale Street**							**No**
				OU5-CSA-8-4448SS-SB(4-5)	10/9/2001	ug/kg	CVAA/CVAO	40 U	890	
				OU5-CSA-8-4448SS-SB(4-5)	10/9/2001	ug/kg	Sulfur Mustard	40 U	10	
				OU5-CSA-8-4448SS-SB(4-5)	10/9/2001	ug/kg	1,4-Dithiane	113 U	78,000	
				OU5-CSA-8-4448SS-SB(4-5)	10/9/2001	ug/kg	1,4-Oxathiane	227 U	78,000	
				OU5-CSA-8-4448SS-SB(4-5)	10/9/2001	ug/kg	Thiodiglycol	567 U	39,100	
				OU5-CSA-8-4448SS-SB(4-5)	10/9/2001	mg/kg	Cyanide, Total	0.2 U	160	
CSA	**8**		**4453 Sedgwick Street**							**No**
				OU5-CSA-8-4453SegS-SB(8-9)	7/30/2001	ug/kg	CVAA/CVAO	40 U	890	
				OU5-CSA-8-4453SegS-SB(8-9)	7/30/2001	ug/kg	Sulfur Mustard	40 U	10	

Area	Group	POI	Address	Sample ID	Sample Date	Units	Parameter	Result \1	Standard \3	Specialty boring associated with grid results?
				OU5-CSA-8-4453SegS-SB(8-9)	7/30/2001	ug/kg	1,4-Dithiane	116 U	78,000	
				OU5-CSA-8-4453SegS-SB(8-9)	7/30/2001	ug/kg	1,4-Oxathiane	232 U	78,000	
				OU5-CSA-8-4453SegS-SB(8-9)	7/30/2001	ug/kg	Thiodiglycol	580 U	39,100	
				OU5-CSA-8-4453SegS-SB(8-9)	7/30/2001	mg/kg	Cyanide, Total	0.19 U	160	
CSA	8		4456 Springdale Street							Yes
				OU5-CSA-8-4456SS-SB(1.5-2.5)	11/26/2001	ug/kg	CVAA/CVAO	40 U	890	
				OU5-CSA-8-4456SS-SB(1.5-2.5)	11/26/2001	ug/kg	Sulfur Mustard	40 U	10	
				OU5-CSA-8-4456SS-SB(1.5-2.5)	11/26/2001	ug/kg	1,4-Dithiane	111.4 U	78,000	
				OU5-CSA-8-4456SS-SB(1.5-2.5)	11/26/2001	ug/kg	1,4-Oxathiane	222.7 U	78,000	
				OU5-CSA-8-4456SS-SB(1.5-2.5)	11/26/2001	ug/kg	Thiodiglycol	560 U	39,100	
				OU5-CSA-8-4456SS-SB(1.5-2.5)	11/26/2001	mg/kg	Cyanide, Total	0.177 U	160	
CSA	9		4500 Massachusetts Avenue, Lot 15							No
				OU5-CSA-9-L15-SBA(4-5)	8/30/2001	ug/kg	CVAA/CVAO	40 U	890	
				OU5-CSA-9-L15-SBA(4-5)	8/30/2001	ug/kg	Sulfur Mustard	40 U	10	
				OU5-CSA-9-L15-SBA(4-5)	8/30/2001	ug/kg	1,4-Dithiane	121 U	78,000	
				OU5-CSA-9-L15-SBA(4-5)	8/30/2001	ug/kg	1,4-Oxathiane	243 UJ	78,000	
				OU5-CSA-9-L15-SBA(4-5)	8/30/2001	ug/kg	Thiodiglycol	607 U	39,100	
				OU5-CSA-9-L15-SBA(4-5)	8/30/2001	mg/kg	Cyanide, Total	0.2 U	160	
				OU5-CSA-9-L15-SBB(2-3)	8/30/2001	ug/kg	CVAA/CVAO	40 U	890	
				OU5-CSA-9-L15-SBB(2-3)	8/30/2001	ug/kg	Sulfur Mustard	40 U	10	
				OU5-CSA-9-L15-SBB(2-3)	8/30/2001	ug/kg	1,4-Dithiane	109 U	78,000	
				OU5-CSA-9-L15-SBB(2-3)	8/30/2001	ug/kg	1,4-Oxathiane	217 UJ	78,000	
				OU5-CSA-9-L15-SBB(2-3)	8/30/2001	ug/kg	Thiodiglycol	543 U	39,100	
				OU5-CSA-9-L15-SBB(2-3)	8/30/2001	mg/kg	Cyanide, Total	0.16 U	160	
CSA	9		4500 Massachusetts Avenue, Lot 20							No
				OU5-CSA-9-L20-SB(3-4)	8/30/2001	ug/kg	CVAA/CVAO	40 U	890	
				OU5-CSA-9-L20-SB(3-4)	8/30/2001	ug/kg	Sulfur Mustard	40 U	10	
				OU5-CSA-9-L20-SB(3-4)	8/30/2001	ug/kg	1,4-Dithiane	111 U	78,000	
				OU5-CSA-9-L20-SB(3-4)	8/30/2001	ug/kg	1,4-Oxathiane	222 UJ	78,000	
				OU5-CSA-9-L20-SB(3-4)	8/30/2001	ug/kg	Thiodiglycol	554 U	39,100	
				OU5-CSA-9-L20-SB(3-4)	8/30/2001	mg/kg	Cyanide, Total	0.16 U	160	
CSA	10		4615 Rodman Street							Yes
				OU5-CSA-10-4615RS-SB(2.5-3.5)	2/20/2002	ug/kg	CVAA/CVAO	40 U	890	
				OU5-CSA-10-4615RS-SB(2.5-3.5)	2/20/2002	ug/kg	Sulfur Mustard	40 U	10	
				OU5-CSA-10-4615RS-SB(2.5-3.5)	2/20/2002	ug/kg	1,4-Dithiane	160 U	78,000	
				OU5-CSA-10-4615RS-SB(2.5-3.5)	2/20/2002	ug/kg	1,4-Oxathiane	310 U	78,000	

Area	Group	POI	Address	Sample ID	Sample Date	Units	Parameter	Result \1		Standard \3	Specialty boring associated with grid results?
				OU5-CSA-10-4615RS-SB(2.5-3.5)	2/20/2002	ug/kg	Thiodiglycol	780	U	39,100	
				OU5-CSA-10-4615RS-SB(2.5-3.5)	2/20/2002	mg/kg	Cyanide, Total	0.262	U	160	
				OU5-CSA-10-4615RS-SB-DUP11	2/20/2002	mg/kg	Cyanide, Total	0.241	U	160	
CSA	**4**		**4615 Sedgwick Street**								**No**
				OU5-CSA-4-4615SegS-SB(3.5-4.5)	11/12/2001	ug/kg	CVAA/CVAO	40	U	890	
				OU5-CSA-4-4615SegS-SB(3.5-4.5)	11/12/2001	ug/kg	Sulfur Mustard	40	U	10	
				OU5-CSA-4-4615SegS-SB(3.5-4.5)	11/12/2001	ug/kg	1,4-Dithiane	115.9	U	78,000	
				OU5-CSA-4-4615SegS-SB(3.5-4.5)	11/12/2001	ug/kg	1,4-Oxathiane	231.7	U	78,000	
				OU5-CSA-4-4615SegS-SB(3.5-4.5)	11/12/2001	ug/kg	Thiodiglycol	580	U	39,100	
				OU5-CSA-4-4615SegS-SB(3.5-4.5)	11/12/2001	mg/kg	Cyanide, Total	0.17	U	160	
CSA	**5**		**4651 Massachusetts Avenue**								**Yes**
				OU5-CSA-5-4651MA-SB(3-4)	2/20/2002	ug/kg	CVAA/CVAO	40	U	890	
				OU5-CSA-5-4651MA-SB(3-4)	2/20/2002	ug/kg	Sulfur Mustard	40	U	10	
				OU5-CSA-5-4651MA-SB(3-4)	2/20/2002	ug/kg	1,4-Dithiane	130	U	78,000	
				OU5-CSA-5-4651MA-SB(3-4)	2/20/2002	ug/kg	1,4-Oxathiane	260	U	78,000	
				OU5-CSA-5-4651MA-SB(3-4)	2/20/2002	ug/kg	Thiodiglycol	660	U	39,100	
				OU5-CSA-5-4651MA-SB(3-4)	2/20/2002	mg/kg	Cyanide, Total	0.178	U	160	
CSA	**3**		**4700 Massachusetts Avenue**								**No**
				OU5-CSA-3-4700MA-SB(7.5-8.5)	10/8/2001	ug/kg	CVAA/CVAO	40	U	890	
				OU5-CSA-3-4700MA-SB(7.5-8.5)	10/8/2001	ug/kg	Sulfur Mustard	40	U	10	
				OU5-CSA-3-4700MA-SB(7.5-8.5)	10/8/2001	ug/kg	1,4-Dithiane	112	U	78,000	
				OU5-CSA-3-4700MA-SB(7.5-8.5)	10/8/2001	ug/kg	1,4-Oxathiane	224	U	78,000	
				OU5-CSA-3-4700MA-SB(7.5-8.5)	10/8/2001	ug/kg	Thiodiglycol	560	U	39,100	
				OU5-CSA-3-4700MA-SB(7.5-8.5)	10/8/2001	mg/kg	Cyanide, Total	0.19	U	160	
CSA	**10**		**4701 Rodman Street**								**No**
				OU5-CSA-10-4701RS-SB(7-8)	8/6/2001	ug/kg	CVAA/CVAO	40	U	890	
				OU5-CSA-10-4701RS-SB(7-8)	8/6/2001	ug/kg	Sulfur Mustard	40	U	10	
				OU5-CSA-10-4701RS-SB(7-8)	8/6/2001	ug/kg	1,4-Dithiane	118	U	78,000	
				OU5-CSA-10-4701RS-SB(7-8)	8/6/2001	ug/kg	1,4-Oxathiane	236	U	78,000	
				OU5-CSA-10-4701RS-SB(7-8)	8/6/2001	ug/kg	Thiodiglycol	589	U	39,100	
				OU5-CSA-10-4701RS-SB(7-8)	8/6/2001	mg/kg	Cyanide, Total	0.19	U	160	
CSA	**3**		**4701 Upton Street**								**No**
				OU5-CSA-3-4701US-SB(9-10)	10/1/2001	ug/kg	CVAA/CVAO	40	U	890	
				OU5-CSA-3-4701US-SB(9-10)	10/1/2001	ug/kg	Sulfur Mustard	40	U	10	
				OU5-CSA-3-4701US-SB(9-10)	10/1/2001	ug/kg	1,4-Dithiane	123	U	78,000	

Area	Group	POI	Address	Sample ID	Sample Date	Units	Parameter	Result \1	Standard \3	Specialty boring associated with grid results?
				OU5-CSA-3-4701US-SB(9-10)	10/1/2001	ug/kg	1,4-Oxathiane	246 U	78,000	
				OU5-CSA-3-4701US-SB(9-10)	10/1/2001	ug/kg	Thiodiglycol	614 U	39,100	
				OU5-CSA-3-4701US-SB(9-10)	10/1/2001	mg/kg	Cyanide, Total	0.18 U	160	
CSA	3		4705 Upton Street							No
				OU5-CSA-3-4705US-SB(9-10)	10/1/2001	ug/kg	CVAA/CVAO	40 U	890	
				OU5-CSA-3-4705US-SB(9-10)	10/1/2001	ug/kg	Sulfur Mustard	40 U	10	
				OU5-CSA-3-4705US-SB(9-10)	10/1/2001	ug/kg	1,4-Dithiane	120 U	78,000	
				OU5-CSA-3-4705US-SB(9-10)	10/1/2001	ug/kg	1,4-Oxathiane	241 U	78,000	
				OU5-CSA-3-4705US-SB(9-10)	10/1/2001	ug/kg	Thiodiglycol	601 U	39,100	
				OU5-CSA-3-4705US-SB(9-10)	10/1/2001	mg/kg	Cyanide, Total	0.19 U	160	
CSA	10		4722 Rodman Street							No
				OU5-CSA-10-4722RS-SBA(2-3)	8/6/2001	ug/kg	CVAA/CVAO	40 U	890	
				OU5-CSA-10-4722RS-SBA(2-3)	8/6/2001	ug/kg	Sulfur Mustard	40 U	10	
				OU5-CSA-10-4722RS-SBA(2-3)	8/6/2001	ug/kg	1,4-Dithiane	111 U	78,000	
				OU5-CSA-10-4722RS-SBA(2-3)	8/6/2001	ug/kg	1,4-Oxathiane	223 U	78,000	
				OU5-CSA-10-4722RS-SBA(2-3)	8/6/2001	ug/kg	Thiodiglycol	556 U	39,100	
				OU5-CSA-10-4722RS-SBA(2-3)	8/6/2001	mg/kg	Cyanide, Total	0.19 U	160	
				OU5-CSA-10-4722RS-SBB(3-4)	8/6/2001	ug/kg	CVAA/CVAO	40 U	890	
				OU5-CSA-10-4722RS-SBB(3-4)	8/6/2001	ug/kg	Sulfur Mustard	40 U	10	
				OU5-CSA-10-4722RS-SBB(3-4)	8/6/2001	ug/kg	1,4-Dithiane	108 U	78,000	
				OU5-CSA-10-4722RS-SBB(3-4)	8/6/2001	ug/kg	1,4-Oxathiane	217 U	78,000	
				OU5-CSA-10-4722RS-SBB(3-4)	8/6/2001	ug/kg	Thiodiglycol	542 U	39,100	
				OU5-CSA-10-4722RS-SBB(3-4)	8/6/2001	mg/kg	Cyanide, Total	0.16 U	160	
CSA	4		4728 Upton Street							No
				OU5-CSA-4-4728US-SB(7-8)	8/14/2001	ug/kg	CVAA/CVAO	40 U	890	
				OU5-CSA-4-4728US-SB(7-8)	8/14/2001	ug/kg	Sulfur Mustard	40 U	10	
				OU5-CSA-4-4728US-SB(7-8)	8/14/2001	ug/kg	1,4-Dithiane	103 U	78,000	
				OU5-CSA-4-4728US-SB(7-8)	8/14/2001	ug/kg	1,4-Oxathiane	207 U	78,000	
				OU5-CSA-4-4728US-SB(7-8)	8/14/2001	ug/kg	Thiodiglycol	517 U	39,100	
				OU5-CSA-4-4728US-SB(7-8)	8/14/2001	mg/kg	Cyanide, Total	0.15 U	160	
CSA	10		4732 Sedgwick Street							No
				OU5-CSA-10-4732SegS-SB(5.5-6.5)	9/18/2001	ug/kg	CVAA/CVAO	40 U	890	
				OU5-CSA-10-4732SegS-SB(5.5-6.5)	9/18/2001	ug/kg	Sulfur Mustard	40 U	10	
				OU5-CSA-10-4732SegS-SB(5.5-6.5)	9/18/2001	ug/kg	1,4-Dithiane	113 U	78,000	
				OU5-CSA-10-4732SegS-SB(5.5-6.5)	9/18/2001	ug/kg	1,4-Oxathiane	225 U	78,000	
				OU5-CSA-10-4732SegS-SB(5.5-6.5)	9/18/2001	ug/kg	Thiodiglycol	563 U	39,100	

Area	Group	POI	Address	Sample ID	Sample Date	Units	Parameter	Result \1	Standard \3	Specialty boring associated with grid results?
				OU5-CSA-10-4732SegS-SB(5.5-6.5)	9/18/2001	mg/kg	Cyanide, Total	0.17 U	160	
				OU5-CSA-10-4732SegS-SB-DUP08	9/18/2001	ug/kg	CVAA/CVAO	40 U	890	
CSA	**3**		**4732 Van Ness Street**							**No**
				OU5-CSA-3-4732VNS-SB(5.5-6.5)	7/26/2001	ug/kg	CVAA/CVAO	40 U	890	
				OU5-CSA-3-4732VNS-SB(5.5-6.5)	7/26/2001	ug/kg	Sulfur Mustard	40 U	10	
				OU5-CSA-3-4732VNS-SB(5.5-6.5)	7/26/2001	ug/kg	1,4-Dithiane	132 U	78,000	
				OU5-CSA-3-4732VNS-SB(5.5-6.5)	7/26/2001	ug/kg	1,4-Oxathiane	264 U	78,000	
				OU5-CSA-3-4732VNS-SB(5.5-6.5)	7/26/2001	ug/kg	Thiodiglycol	659 U	39,100	
				OU5-CSA-3-4732VNS-SB(5.5-6.5)	7/26/2001	mg/kg	Cyanide, Total	0.22 U	160	
CSA	**10**		**4800 Quebec Street**							**No**
				OU5-CSA-10-4800QS-SB(3.5-4.5)	7/26/2001	ug/kg	CVAA/CVAO	40 U	890	
				OU5-CSA-10-4800QS-SB(3.5-4.5)	7/26/2001	ug/kg	Sulfur Mustard	40 U	10	
				OU5-CSA-10-4800QS-SB(3.5-4.5)	7/26/2001	ug/kg	1,4-Dithiane	107 U	78,000	
				OU5-CSA-10-4800QS-SB(3.5-4.5)	7/26/2001	ug/kg	1,4-Oxathiane	214 U	78,000	
				OU5-CSA-10-4800QS-SB(3.5-4.5)	7/26/2001	ug/kg	Thiodiglycol	536 U	39,100	
				OU5-CSA-10-4800QS-SB(3.5-4.5)	7/26/2001	mg/kg	Cyanide, Total	0.23 U	160	
CSA	**10**		**4801 Quebec Street**							**No**
				OU5-CSA-10-4801QS-SBA(9-10)	8/29/2001	ug/kg	CVAA/CVAO	40 U	890	
				OU5-CSA-10-4801QS-SBA(9-10)	8/29/2001	ug/kg	Sulfur Mustard	40 U	10	
				OU5-CSA-10-4801QS-SBA(9-10)	8/29/2001	ug/kg	1,4-Dithiane	134 U	78,000	
				OU5-CSA-10-4801QS-SBA(9-10)	8/29/2001	ug/kg	1,4-Oxathiane	269 UJ	78,000	
				OU5-CSA-10-4801QS-SBA(9-10)	8/29/2001	ug/kg	Thiodiglycol	672 U	39,100	
				OU5-CSA-10-4801QS-SBA(9-10)	8/29/2001	mg/kg	Cyanide, Total	0.19 U	160	
				OU5-CSA-10-4801QS-SBA-DUP08	8/29/2001	ug/kg	1,4-Dithiane	118 U	78,000	
				OU5-CSA-10-4801QS-SBA-DUP08	8/29/2001	ug/kg	1,4-Oxathiane	236 UJ	78,000	
				OU5-CSA-10-4801QS-SBA-DUP08	8/29/2001	ug/kg	Thiodiglycol	590 U	39,100	
				OU5-CSA-10-4801QS-SBB(8-9)	8/29/2001	ug/kg	CVAA/CVAO	40 U	890	
				OU5-CSA-10-4801QS-SBB(8-9)	8/29/2001	ug/kg	Sulfur Mustard	40 U	10	
				OU5-CSA-10-4801QS-SBB(8-9)	8/29/2001	ug/kg	1,4-Dithiane	126 U	78,000	
				OU5-CSA-10-4801QS-SBB(8-9)	8/29/2001	ug/kg	1,4-Oxathiane	251 UJ	78,000	
				OU5-CSA-10-4801QS-SBB(8-9)	8/29/2001	ug/kg	Thiodiglycol	628 U	39,100	
				OU5-CSA-10-4801QS-SBB(8-9)	8/29/2001	mg/kg	Cyanide, Total	0.19 U	160	
CSA	**4**		**4801 Tilden Street**							**No**
				OU5-CSA-4-4801TS-SB(5.5-6.5)	10/8/2001	ug/kg	CVAA/CVAO	40 U	890	
				OU5-CSA-4-4801TS-SB(5.5-6.5)	10/8/2001	ug/kg	Sulfur Mustard	40 U	10	
				OU5-CSA-4-4801TS-SB(5.5-6.5)	10/8/2001	ug/kg	1,4-Dithiane	109 U	78,000	

Area	Group	POI	Address	Sample ID	Sample Date	Units	Parameter	Result \1	Standard \3	Specialty boring associated with grid results?
				OU5-CSA-4-4801TS-SB(5.5-6.5)	10/8/2001	ug/kg	1,4-Oxathiane	218 U	78,000	
				OU5-CSA-4-4801TS-SB(5.5-6.5)	10/8/2001	ug/kg	Thiodiglycol	544 U	39,100	
				OU5-CSA-4-4801TS-SB(5.5-6.5)	10/8/2001	mg/kg	Cyanide, Total	0.19 U	160	
CSA	3		4803 Van Ness Street							No
				OU5-CSA-3-4803VNS-SB(3-4)	8/6/2001	ug/kg	CVAA/CVAO	40 U	890	
				OU5-CSA-3-4803VNS-SB(3-4)	8/6/2001	ug/kg	Sulfur Mustard	40 U	10	
				OU5-CSA-3-4803VNS-SB(3-4)	8/6/2001	ug/kg	1,4-Dithiane	123 U	78,000	
				OU5-CSA-3-4803VNS-SB(3-4)	8/6/2001	ug/kg	1,4-Oxathiane	245 U	78,000	
				OU5-CSA-3-4803VNS-SB(3-4)	8/6/2001	ug/kg	Thiodiglycol	614 U	39,100	
				OU5-CSA-3-4803VNS-SB(3-4)	8/6/2001	mg/kg	Cyanide, Total	0.17 U	160	
CSA	3		4809 Upton Street							No
				OU5-CSA-3-4809US-SB(3-4)	8/22/2001	ug/kg	CVAA/CVAO	40 U	890	
				OU5-CSA-3-4809US-SB(3-4)	8/22/2001	ug/kg	Sulfur Mustard	40 U	10	
				OU5-CSA-3-4809US-SB(3-4)	8/22/2001	ug/kg	1,4-Dithiane	111 U	78,000	
				OU5-CSA-3-4809US-SB(3-4)	8/22/2001	ug/kg	1,4-Oxathiane	222 UJ	78,000	
				OU5-CSA-3-4809US-SB(3-4)	8/22/2001	ug/kg	Thiodiglycol	555 U	39,100	
				OU5-CSA-3-4809US-SB(3-4)	8/22/2001	mg/kg	Cyanide, Total	0.18 U	160	
CSA	4		4812 Tilden Street							No
				OU5-CSA-4-4812TS-SB(0.5-1.5)	8/27/2001	ug/kg	CVAA/CVAO	40 U	890	
				OU5-CSA-4-4812TS-SB(0.5-1.5)	8/27/2001	ug/kg	Sulfur Mustard	40 U	10	
				OU5-CSA-4-4812TS-SB(0.5-1.5)	8/27/2001	ug/kg	1,4-Dithiane	116 U	78,000	
				OU5-CSA-4-4812TS-SB(0.5-1.5)	8/27/2001	ug/kg	1,4-Oxathiane	231 U	78,000	
				OU5-CSA-4-4812TS-SB(0.5-1.5)	8/27/2001	ug/kg	Thiodiglycol	578 U	39,100	
				OU5-CSA-4-4812TS-SB(0.5-1.5)	8/27/2001	mg/kg	Cyanide, Total	0.18 U	160	
CSA	10		4813 Quebec Street							No
				OU5-CSA-10-4813QS-SB(4.5-5.5)	7/26/2001	ug/kg	CVAA/CVAO	40 U	890	
				OU5-CSA-10-4813QS-SB(4.5-5.5)	7/26/2001	ug/kg	Sulfur Mustard	40 U	10	
				OU5-CSA-10-4813QS-SB(4.5-5.5)	7/26/2001	ug/kg	1,4-Dithiane	127 U	78,000	
				OU5-CSA-10-4813QS-SB(4.5-5.5)	7/26/2001	ug/kg	1,4-Oxathiane	255 U	78,000	
				OU5-CSA-10-4813QS-SB(4.5-5.5)	7/26/2001	ug/kg	Thiodiglycol	637 U	39,100	
				OU5-CSA-10-4813QS-SB(4.5-5.5)	7/26/2001	mg/kg	Cyanide, Total	0.2 U	160	
CSA	10		4813 Woodway Lane							No
				OU5-CSA-10-4813WL-SBA(8-9)	7/25/2001	ug/kg	CVAA/CVAO	40 U	890	
				OU5-CSA-10-4813WL-SBA(8-9)	7/25/2001	ug/kg	Sulfur Mustard	40 U	10	
				OU5-CSA-10-4813WL-SBA(8-9)	7/25/2001	ug/kg	1,4-Dithiane	122 U	78,000	

Area	Group	POI	Address	Sample ID	Sample Date	Units	Parameter	Result \1	Standard \3	Specialty boring associated with grid results?
				OU5-CSA-10-4813WL-SBA(8-9)	7/25/2001	ug/kg	1,4-Oxathiane	243 U	78,000	
				OU5-CSA-10-4813WL-SBA(8-9)	7/25/2001	ug/kg	Thiodiglycol	609 U	39,100	
				OU5-CSA-10-4813WL-SBA(8-9)	7/25/2001	mg/kg	Cyanide, Total	0.19	160	
				OU5-CSA-10-4813WL-SBB(2-3)	7/25/2001	ug/kg	CVAA/CVAO	40 U	890	
				OU5-CSA-10-4813WL-SBB(2-3)	7/25/2001	ug/kg	Sulfur Mustard	40 U	10	
				OU5-CSA-10-4813WL-SBB(2-3)	7/25/2001	ug/kg	1,4-Dithiane	112 U	78,000	
				OU5-CSA-10-4813WL-SBB(2-3)	7/25/2001	ug/kg	1,4-Oxathiane	224 U	78,000	
				OU5-CSA-10-4813WL-SBB(2-3)	7/25/2001	ug/kg	Thiodiglycol	560 U	39,100	
				OU5-CSA-10-4813WL-SBB(2-3)	7/25/2001	mg/kg	Cyanide, Total	0.19	160	
CTA	***1D***	***19R***	***4814 Sedgwick Street***							***No***
				OU5-CTA-1D-4814SegS-SB-(4.5-5.5)	8/2/2001	ug/kg	Sulfur Mustard	40 U	10	
				OU5-CTA-1D-4814SegS-SB-(4.5-5.5)	8/2/2001	ug/kg	1,4-Dithiane	126 U	78,000	
				OU5-CTA-1D-4814SegS-SB-(4.5-5.5)	8/2/2001	ug/kg	1,4-Oxathiane	253 U	78,000	
				OU5-CTA-1D-4814SegS-SB-(4.5-5.5)	8/2/2001	ug/kg	Thiodiglycol	632 U	39,100	
CSA	***4***		***4820 Upton Street***							***No***
				OU5-CSA-4-4820US-SB(4.5-5.5)	8/7/2001	ug/kg	CVAA/CVAO	40 U	890	
				OU5-CSA-4-4820US-SB(4.5-5.5)	8/7/2001	ug/kg	Sulfur Mustard	40 U	10	
				OU5-CSA-4-4820US-SB(4.5-5.5)	8/7/2001	ug/kg	1,4-Dithiane	113 U	78,000	
				OU5-CSA-4-4820US-SB(4.5-5.5)	8/7/2001	ug/kg	1,4-Oxathiane	226 U	78,000	
				OU5-CSA-4-4820US-SB(4.5-5.5)	8/7/2001	ug/kg	Thiodiglycol	565 U	39,100	
				OU5-CSA-4-4820US-SB(4.5-5.5)	8/7/2001	mg/kg	Cyanide, Total	0.17 U	160	
				OU5-CSA-4-4820US-SB-DUP05	8/7/2001	ug/kg	CVAA/CVAO	40 U	890	
CTA	***1D***	***19R***	***4821 Rodman Street***							***No***
				OU5-CTA-1D-4821RS-SB(4-5)	8/14/2001	ug/kg	Sulfur Mustard	40 U	10	
				OU5-CTA-1D-4821RS-SB(4-5)	8/14/2001	ug/kg	1,4-Dithiane	116 U	78,000	
				OU5-CTA-1D-4821RS-SB(4-5)	8/14/2001	ug/kg	1,4-Oxathiane	233 U	78,000	
				OU5-CTA-1D-4821RS-SB(4-5)	8/14/2001	ug/kg	Thiodiglycol	582 U	39,100	
CSA	***10***		***4825 Quebec Street***							***No***
				OU5-CSA-10-4825QS-SB(9-10)	9/6/2001	ug/kg	CVAA/CVAO	40 U	890	
				OU5-CSA-10-4825QS-SB(9-10)	9/6/2001	ug/kg	Sulfur Mustard	40 U	10	
				OU5-CSA-10-4825QS-SB(9-10)	9/6/2001	ug/kg	1,4-Dithiane	146 U	78,000	
				OU5-CSA-10-4825QS-SB(9-10)	9/6/2001	ug/kg	1,4-Oxathiane	292 U	78,000	
				OU5-CSA-10-4825QS-SB(9-10)	9/6/2001	ug/kg	Thiodiglycol	731 U	39,100	
				OU5-CSA-10-4825QS-SB(9-10)	9/6/2001	mg/kg	Cyanide, Total	0.22 U	160	

Area	Group	POI	Address	Sample ID	Sample Date	Units	Parameter	Result \1	Standard \3	Specialty boring associated with grid results?
CTA	1D	19R	4825 Rodman Street							No
				OU5-CTA-1D-4825RS-SB(5-6)	7/11/2001	ug/kg	Sulfur Mustard	40 U	10	
				OU5-CTA-1D-4825RS-SB(5-6)	7/11/2001	ug/kg	1,4-Dithiane	113 UL	78,000	
				OU5-CTA-1D-4825RS-SB(5-6)	7/11/2001	ug/kg	1,4-Oxathiane	227 U	78,000	
				OU5-CTA-1D-4825RS-SB(5-6)	7/11/2001	ug/kg	Thiodiglycol	567 U	39,100	
CSA	10		4825 Woodway Lane							No
				OU5-CSA-10-4825WL-SB(2-3)	10/22/2001	ug/kg	CVAA/CVAO	40 U	890	
				OU5-CSA-10-4825WL-SB(2-3)	10/22/2001	ug/kg	Sulfur Mustard	40 U	10	
				OU5-CSA-10-4825WL-SB(2-3)	10/22/2001	ug/kg	1,4-Dithiane	62 U	78,000	
				OU5-CSA-10-4825WL-SB(2-3)	10/22/2001	ug/kg	1,4-Oxathiane	125 U	78,000	
				OU5-CSA-10-4825WL-SB(2-3)	10/22/2001	ug/kg	Thiodiglycol	620 U	39,100	
				OU5-CSA-10-4825WL-SB(2-3)	10/22/2001	mg/kg	Cyanide, Total	0.19 U	160	
CTA	1D	19R	4826 Sedgwick Street							No
				OU5-CTA-1D-4826(SegS)-SB(4-5)	7/10/2001	ug/kg	Sulfur Mustard	40 U	10	
				OU5-CTA-1D-4826(SegS)-SB(4-5)	7/10/2001	ug/kg	1,4-Dithiane	119 UL	78,000	
				OU5-CTA-1D-4826(SegS)-SB(4-5)	7/10/2001	ug/kg	1,4-Oxathiane	239 U	78,000	
				OU5-CTA-1D-4826(SegS)-SB(4-5)	7/10/2001	ug/kg	Thiodiglycol	597 U	39,100	
CTA	1D	19R	4827 Sedgwick Street							No
				OU5-CTA-1D-4827SegS-SB(2-3)	8/29/2001	ug/kg	Sulfur Mustard	40 U	10	
				OU5-CTA-1D-4827SegS-SB(2-3)	8/29/2001	ug/kg	1,4-Dithiane	122 U	78,000	
				OU5-CTA-1D-4827SegS-SB(2-3)	8/29/2001	ug/kg	1,4-Oxathiane	243 UJ	78,000	
				OU5-CTA-1D-4827SegS-SB(2-3)	8/29/2001	ug/kg	Thiodiglycol	608 U	39,100	
CSA	10		4831 Quebec Street							No
				OU5-CSA-10-4831QS-SBA(4-5)	9/7/2001	ug/kg	CVAA/CVAO	40 U	890	
				OU5-CSA-10-4831QS-SBA(4-5)	9/7/2001	ug/kg	Sulfur Mustard	40 U	10	
				OU5-CSA-10-4831QS-SBA(4-5)	9/7/2001	ug/kg	1,4-Dithiane	152 U	78,000	
				OU5-CSA-10-4831QS-SBA(4-5)	9/7/2001	ug/kg	1,4-Oxathiane	304 U	78,000	
				OU5-CSA-10-4831QS-SBA(4-5)	9/7/2001	ug/kg	Thiodiglycol	761 U	39,100	
				OU5-CSA-10-4831QS-SBA(4-5)	9/7/2001	mg/kg	Cyanide, Total	0.23 U	160	
				OU5-CSA-10-4831QS-SBA-DUP07	9/7/2001	mg/kg	Cyanide, Total	0.19 U	160	
				OU5-CSA-10-4831QS-SBB(1-2)	9/7/2001	ug/kg	CVAA/CVAO	40 U	890	
				OU5-CSA-10-4831QS-SBB(1-2)	9/7/2001	ug/kg	Sulfur Mustard	40 U	10	
				OU5-CSA-10-4831QS-SBB(1-2)	9/7/2001	ug/kg	1,4-Dithiane	113 U	78,000	
				OU5-CSA-10-4831QS-SBB(1-2)	9/7/2001	ug/kg	1,4-Oxathiane	225 U	78,000	
				OU5-CSA-10-4831QS-SBB(1-2)	9/7/2001	ug/kg	Thiodiglycol	563 U	39,100	

Area	Group	POI	Address	Sample ID	Sample Date	Units	Parameter	Result \1	Standard \3	Specialty boring associated with grid results?
				OU5-CSA-10-4831QS-SBB(1-2)	9/7/2001	mg/kg	Cyanide, Total	0.18 U	160	
				OU5-CSA-10-4831QS-SBB-DUP07	9/7/2001	ug/kg	CVAA/CVAO	40 U	890	
CTA	**1D**	**19R**	**4831 Sedgwick Street**							**No**
				OU5-CTA-1D-4831SegS-SB(4-5)	7/10/2001	ug/kg	Sulfur Mustard	40 U	10	
				OU5-CTA-1D-4831SegS-SB(4-5)	7/10/2001	ug/kg	1,4-Dithiane	132 UL	78,000	
				OU5-CTA-1D-4831SegS-SB(4-5)	7/10/2001	ug/kg	1,4-Oxathiane	264 U	78,000	
				OU5-CTA-1D-4831SegS-SB(4-5)	7/10/2001	ug/kg	Thiodiglycol	659 U	39,100	
CSA	**3**		**4832 Van Ness Street**							**No**
				OU5-CSA-3-4832VNS-SB(4.5-5.5)	8/7/2001	ug/kg	CVAA/CVAO	40 U	890	
				OU5-CSA-3-4832VNS-SB(4.5-5.5)	8/7/2001	ug/kg	Sulfur Mustard	40 U	10	
				OU5-CSA-3-4832VNS-SB(4.5-5.5)	8/7/2001	ug/kg	1,4-Dithiane	124 U	78,000	
				OU5-CSA-3-4832VNS-SB(4.5-5.5)	8/7/2001	ug/kg	1,4-Oxathiane	249 U	78,000	
				OU5-CSA-3-4832VNS-SB(4.5-5.5)	8/7/2001	ug/kg	Thiodiglycol	621 U	39,100	
				OU5-CSA-3-4832VNS-SB(4.5-5.5)	8/7/2001	mg/kg	Cyanide, Total	0.19 U	160	
CTA	**1D**	**19R**	**4833 Rodman Street**							**No**
				OU5-CTA-1D-4833(RS)-SB(5-6)	7/10/2001	ug/kg	Sulfur Mustard	40 U	10	
				OU5-CTA-1D-4833(RS)-SB(5-6)	7/10/2001	ug/kg	1,4-Dithiane	106 UL	78,000	
				OU5-CTA-1D-4833(RS)-SB(5-6)	7/10/2001	ug/kg	1,4-Oxathiane	212 U	78,000	
				OU5-CTA-1D-4833(RS)-SB(5-6)	7/10/2001	ug/kg	Thiodiglycol	531 U	39,100	
CTA	**1D**	**19R**	**4834 Sedgwick Street**							**No**
				OU5-CTA-1D-4834(SegS)-SB-(9-10)	7/10/2001	ug/kg	Sulfur Mustard	40 U	10	
				OU5-CTA-1D-4834(SegS)-SB-(9-10)	7/10/2001	ug/kg	1,4-Dithiane	115 UL	78,000	
				OU5-CTA-1D-4834(SegS)-SB-(9-10)	7/10/2001	ug/kg	1,4-Oxathiane	230 U	78,000	
				OU5-CTA-1D-4834(SegS)-SB-(9-10)	7/10/2001	ug/kg	Thiodiglycol	576 U	39,100	
OU3	**OU3**		**4835 Glenbrook Road**							**No**
				OU3 MTL-4835GR-1	10/31/2000	ug/kg	1,4-Dithiane	132 U	78,000	
				OU3 MTL-4835GR-1	10/31/2000	ug/kg	1,4-Oxathiane	264 U	78,000	
				OU3 MTL-4835GR-1	10/31/2000	ug/kg	Thiodiglycol	934 J	39,100	
				OU3 MTL-4835GR-2	10/31/2000	ug/kg	1,4-Dithiane	121 U	78,000	
				OU3 MTL-4835GR-2	10/31/2000	ug/kg	1,4-Oxathiane	241 U	78,000	
				OU3 MTL-4835GR-2	10/31/2000	ug/kg	Thiodiglycol	792 J	39,100	
				OU3 MTL-4835GR-3	10/31/2000	ug/kg	1,4-Dithiane	132 U	78,000	
				OU3 MTL-4835GR-3	10/31/2000	ug/kg	1,4-Oxathiane	264 U	78,000	
				OU3 MTL-4835GR-3	10/31/2000	ug/kg	Thiodiglycol	1190 J	39,100	
				OU3 MTL-4835GR-4	10/31/2000	ug/kg	1,4-Dithiane	145 U	78,000	

Area	Group	POI	Address	Sample ID	Sample Date	Units	Parameter	Result \1	Standard \3	Specialty boring associated with grid results?
				OU3 MTL-4835GR-4	10/31/2000	ug/kg	1,4-Oxathiane	289 U	78,000	
				OU3 MTL-4835GR-4	10/31/2000	ug/kg	Thiodiglycol	905 J	39,100	
				OU3 MTL-4835GR-SB-(0-2)	10/31/2000	ug/kg	1,4-Dithiane	117 U	78,000	
				OU3 MTL-4835GR-SB-(0-2)	10/31/2000	ug/kg	1,4-Oxathiane	234 U	78,000	
				OU3 MTL-4835GR-SB-(0-2)	10/31/2000	ug/kg	Thiodiglycol	586 U	39,100	
				OU3 MTL-4835GR-SB-(2-4)	10/31/2000	ug/kg	1,4-Dithiane	115 U	78,000	
				OU3 MTL-4835GR-SB-(2-4)	10/31/2000	ug/kg	1,4-Oxathiane	230 U	78,000	
				OU3 MTL-4835GR-SB-(2-4)	10/31/2000	ug/kg	Thiodiglycol	575 U	39,100	
				OU3 MTL-4835GR-SB-(4-6)	10/31/2000	ug/kg	1,4-Dithiane	113 U	78,000	
				OU3 MTL-4835GR-SB-(4-6)	10/31/2000	ug/kg	1,4-Oxathiane	225 U	78,000	
				OU3 MTL-4835GR-SB-(4-6)	10/31/2000	ug/kg	Thiodiglycol	579 U	39,100	
CTA	1D	19R	4835 Sedgwick Street							No
				OU5-CTA-1D-4835SegS-SB(7-8)	7/10/2001	ug/kg	Sulfur Mustard	40 U	10	
				OU5-CTA-1D-4835SegS-SB(7-8)	7/10/2001	ug/kg	1,4-Dithiane	134 UL	78,000	
				OU5-CTA-1D-4835SegS-SB(7-8)	7/10/2001	ug/kg	1,4-Oxathiane	268 U	78,000	
				OU5-CTA-1D-4835SegS-SB(7-8)	7/10/2001	ug/kg	Thiodiglycol	669 U	39,100	
CTA	1D	19R	4840 Sedgwick Street							No
				OU5-CTA-1D-4840SegS-SB(5-6)	7/10/2001	ug/kg	Sulfur Mustard	40 U	10	
				OU5-CTA-1D-4840SegS-SB(5-6)	7/10/2001	ug/kg	1,4-Dithiane	122 UL	78,000	
				OU5-CTA-1D-4840SegS-SB(5-6)	7/10/2001	ug/kg	1,4-Oxathiane	243 U	78,000	
				OU5-CTA-1D-4840SegS-SB(5-6)	7/10/2001	ug/kg	Thiodiglycol	609 U	39,100	
CTA	1D	19R	4841 Rodman Street							No
				OU5-CTA-1D-4841RS-SB(3-4)	7/31/2001	ug/kg	CVAA/CVAO	40 U	890	
				OU5-CTA-1D-4841RS-SB(3-4)	7/31/2001	ug/kg	Sulfur Mustard	40 U	10	
				OU5-CTA-1D-4841RS-SB(3-4)	7/31/2001	ug/kg	1,4-Dithiane	110 U	78,000	
				OU5-CTA-1D-4841RS-SB(3-4)	7/31/2001	ug/kg	1,4-Oxathiane	220 UL	78,000	
				OU5-CTA-1D-4841RS-SB(3-4)	7/31/2001	ug/kg	Thiodiglycol	550 U	39,100	
CTA	1D	19R	4841 Sedgwick Street							No
				OU5-CTA-1D-4841SegS-SB(6-7)	7/5/2001	ug/kg	Sulfur Mustard	40 U	10	
				OU5-CTA-1D-4841SegS-SB(6-7)	7/5/2001	ug/kg	1,4-Dithiane	122 UL	78,000	
				OU5-CTA-1D-4841SegS-SB(6-7)	7/5/2001	ug/kg	1,4-Oxathiane	243 U	78,000	
				OU5-CTA-1D-4841SegS-SB(6-7)	7/5/2001	ug/kg	Thiodiglycol	609 U	39,100	
				OU5-CTA-1D-4841SegS-SB-DUP02	7/5/2001	ug/kg	Sulfur Mustard	40 U	10	
				OU5-CTA-1D-4841SegS-SB-DUP02	7/5/2001	ug/kg	1,4-Dithiane	121 UL	78,000	
				OU5-CTA-1D-4841SegS-SB-DUP02	7/5/2001	ug/kg	1,4-Oxathiane	242 U	78,000	
				OU5-CTA-1D-4841SegS-SB-DUP02	7/5/2001	ug/kg	Thiodiglycol	605 U	39,100	

Area	Group	POI	Address	Sample ID	Sample Date	Units	Parameter	Result \1	Standard \3	Specialty boring associated with grid results?
CSA	10		4844 Quebec Street							No
				OU5-CSA-10-4844QS-SB-(2.5-3.5)	7/26/2001	ug/kg	CVAA/CVAO	40 U	890	
				OU5-CSA-10-4844QS-SB-(2.5-3.5)	7/26/2001	ug/kg	Sulfur Mustard	40 U	10	
				OU5-CSA-10-4844QS-SB-(2.5-3.5)	7/26/2001	ug/kg	1,4-Dithiane	117 U	78,000	
				OU5-CSA-10-4844QS-SB-(2.5-3.5)	7/26/2001	ug/kg	1,4-Oxathiane	233 U	78,000	
				OU5-CSA-10-4844QS-SB-(2.5-3.5)	7/26/2001	ug/kg	Thiodiglycol	583 U	39,100	
				OU5-CSA-10-4844QS-SB-(2.5-3.5)	7/26/2001	mg/kg	Cyanide, Total	0.2 U	160	
CTA	1D	19R	4847 Sedgwick Street							No
				OU5-CTA-1D-4847SegS-SB(9-10)	7/10/2001	ug/kg	Sulfur Mustard	40 U	10	
				OU5-CTA-1D-4847SegS-SB(9-10)	7/10/2001	ug/kg	1,4-Dithiane	131 UL	78,000	
				OU5-CTA-1D-4847SegS-SB(9-10)	7/10/2001	ug/kg	1,4-Oxathiane	262 U	78,000	
				OU5-CTA-1D-4847SegS-SB(9-10)	7/10/2001	ug/kg	Thiodiglycol	655 U	39,100	
CSA	3		4849 Upton Street							No
				OU5-CSA-3-4849US-SB(7-8)	7/30/2001	ug/kg	CVAA/CVAO	40 U	890	
				OU5-CSA-3-4849US-SB(7-8)	7/30/2001	ug/kg	Sulfur Mustard	40 U	10	
				OU5-CSA-3-4849US-SB(7-8)	7/30/2001	ug/kg	1,4-Dithiane	123 U	78,000	
				OU5-CSA-3-4849US-SB(7-8)	7/30/2001	ug/kg	1,4-Oxathiane	245 U	78,000	
				OU5-CSA-3-4849US-SB(7-8)	7/30/2001	ug/kg	Thiodiglycol	613 U	39,100	
				OU5-CSA-3-4849US-SB(7-8)	7/30/2001	mg/kg	Cyanide, Total	0.19 U	160	
				OU5-CSA-3-4849US-SB-DUP04	7/30/2001	ug/kg	1,4-Dithiane	122 U	78,000	
				OU5-CSA-3-4849US-SB-DUP04	7/30/2001	ug/kg	1,4-Oxathiane	245 U	78,000	
				OU5-CSA-3-4849US-SB-DUP04	7/30/2001	ug/kg	Thiodiglycol	612 U	39,100	
CSA	12		4850 Rockwood Parkway							Yes
				OU5-CSA-12-4850RP-SB(3.5-4.5)	2/20/2002	ug/kg	CVAA/CVAO	40 U	890	
				OU5-CSA-12-4850RP-SB(3.5-4.5)	2/20/2002	ug/kg	Sulfur Mustard	40 U	10	
				OU5-CSA-12-4850RP-SB(3.5-4.5)	2/20/2002	ug/kg	1,4-Dithiane	120 UL	78,000	
				OU5-CSA-12-4850RP-SB(3.5-4.5)	2/20/2002	ug/kg	1,4-Oxathiane	240 UL	78,000	
				OU5-CSA-12-4850RP-SB(3.5-4.5)	2/20/2002	ug/kg	Thiodiglycol	600 U	39,100	
				OU5-CSA-12-4850RP-SB(3.5-4.5)	2/20/2002	mg/kg	Cyanide, Total	0.194 U	160	
				OU5-CSA-12-4850RP-SB-DUP11	2/20/2002	ug/kg	CVAA/CVAO	40 U	890	
CTA	1D	19R	4850 Sedgwick Street							No
				OU5-CTA-1D-4850SegS-SB(4-5)	8/21/2001	ug/kg	1,4-Dithiane	118 U	78,000	
				OU5-CTA-1D-4850SegS-SB(4-5)	8/21/2001	ug/kg	1,4-Oxathiane	236 U	78,000	
				OU5-CTA-1D-4850SegS-SB(4-5)	8/21/2001	ug/kg	Thiodiglycol	591 U	39,100	

Area	Group	POI	Address	Sample ID	Sample Date	Units	Parameter	Result \1	Standard \3	Specialty boring associated with grid results?
CTA	1D	19R	4853 Sedgwick Street							No
				OU5-CTA-1D-4853SegS-SB(8-9)	7/11/2001	ug/kg	Sulfur Mustard	40 U	10	
				OU5-CTA-1D-4853SegS-SB(8-9)	7/11/2001	ug/kg	1,4-Dithiane	125 UL	78,000	
				OU5-CTA-1D-4853SegS-SB(8-9)	7/11/2001	ug/kg	1,4-Oxathiane	251 U	78,000	
				OU5-CTA-1D-4853SegS-SB(8-9)	7/11/2001	ug/kg	Thiodiglycol	626 U	39,100	
CTA	1D	19R	4856 Sedgwick Street							No
				OU5-CTA-1D-4856SegS-SB(7-8)	7/10/2001	ug/kg	Sulfur Mustard	40 U	10	
				OU5-CTA-1D-4856SegS-SB(7-8)	7/10/2001	ug/kg	1,4-Dithiane	125 UL	78,000	
				OU5-CTA-1D-4856SegS-SB(7-8)	7/10/2001	ug/kg	1,4-Oxathiane	250 U	78,000	
				OU5-CTA-1D-4856SegS-SB(7-8)	7/10/2001	ug/kg	Thiodiglycol	625 U	39,100	
CSA	3		4860 Massachusetts Avenue, Lot 7							No
				OU5-CSA-3-L7-SB(9-10)	8/29/2002	ug/kg	CVAA/CVAO	40 U \2	890	
				OU5-CSA-3-L7-SB(9-10)	8/29/2002	ug/kg	Sulfur Mustard	40 U \2	10	
				OU5-CSA-3-L7-SB(9-10)	8/29/2002	ug/kg	1,4-Dithiane	120 U \2	78,000	
				OU5-CSA-3-L7-SB(9-10)	8/29/2002	ug/kg	1,4-Oxathiane	250 U \2	78,000	
				OU5-CSA-3-L7-SB(9-10)	8/29/2002	ug/kg	Thiodiglycol	620 U \2	39,100	
				OU5-CSA-3-L7-SB(9-10)	8/29/2002	mg/kg	Cyanide, Total	0.18 U \2	160	
CSA	3		4900 Massachusetts Avenue, Lot 6							No
				OU5-CSA-3-L6-SBB(3-4)	8/28/2002	ug/kg	CVAA/CVAO	40 U	890	
				OU5-CSA-3-L6-SBB(3-4)	8/28/2002	ug/kg	Sulfur Mustard	40 U	10	
				OU5-CSA-3-L6-SBB(3-4)	8/28/2002	ug/kg	1,4-Dithiane	120 U	78,000	
				OU5-CSA-3-L6-SBB(3-4)	8/28/2002	ug/kg	1,4-Oxathiane	230 U	78,000	
				OU5-CSA-3-L6-SBB(3-4)	8/28/2002	ug/kg	Thiodiglycol	580 U	39,100	
				OU5-CSA-3-L6-SBB(3-4)	8/28/2002	mg/kg	Cyanide, Total	0.17 U	160	
CTA	1D	19R	4900 Sedgwick Street							No
				OU5-CTA-1D-4900SegS-SB(3-4)	7/2/2001	ug/kg	Sulfur Mustard	40 U	10	
				OU5-CTA-1D-4900SegS-SB(3-4)	7/2/2001	ug/kg	1,4-Dithiane	126 UL	78,000	
				OU5-CTA-1D-4900SegS-SB(3-4)	7/2/2001	ug/kg	1,4-Oxathiane	252 U	78,000	
				OU5-CTA-1D-4900SegS-SB(3-4)	7/2/2001	ug/kg	Thiodiglycol	630 U	39,100	
CSA	11		4901 Hillbrook Lane							No
				OU5-CSA-11-4901HL-SB(3-4)	9/6/2001	ug/kg	CVAA/CVAO	40 U	890	
				OU5-CSA-11-4901HL-SB(3-4)	9/6/2001	ug/kg	Sulfur Mustard	40 U	10	
				OU5-CSA-11-4901HL-SB(3-4)	9/6/2001	ug/kg	1,4-Dithiane	106 U	78,000	
				OU5-CSA-11-4901HL-SB(3-4)	9/6/2001	ug/kg	1,4-Oxathiane	211 U	78,000	
				OU5-CSA-11-4901HL-SB(3-4)	9/6/2001	ug/kg	Thiodiglycol	529 U	39,100	

Area	Group	POI	Address	Sample ID	Sample Date	Units	Parameter	Result \1	Standard \3	Specialty boring associated with grid results?
				OU5-CSA-11-4901HL-SB(3-4)	9/6/2001	mg/kg	Cyanide, Total	0.15 U	160	
CTA	**1D**	**19R**	**4910 Sedgwick Street**							**No**
				OU5-CTA-1D-4910SegS-SB(6-7)	6/25/2001	ug/kg	Sulfur Mustard	40 U	10	
				OU5-CTA-1D-4910SegS-SB(6-7)	6/25/2001	ug/kg	1,4-Dithiane	111 UL	78,000	
				OU5-CTA-1D-4910SegS-SB(6-7)	6/25/2001	ug/kg	1,4-Oxathiane	221 U	78,000	
				OU5-CTA-1D-4910SegS-SB(6-7)	6/25/2001	ug/kg	Thiodiglycol	553 U	39,100	
CSA	**11**		**4911 Quebec Street**							**No**
				OU5-CSA-11-4911QS-SB(4-5)	9/6/2001	ug/kg	CVAA/CVAO	40 U	890	
				OU5-CSA-11-4911QS-SB(4-5)	9/6/2001	ug/kg	Sulfur Mustard	40 U	10	
				OU5-CSA-11-4911QS-SB(4-5)	9/6/2001	ug/kg	1,4-Dithiane	114 U	78,000	
				OU5-CSA-11-4911QS-SB(4-5)	9/6/2001	ug/kg	1,4-Oxathiane	227 U	78,000	
				OU5-CSA-11-4911QS-SB(4-5)	9/6/2001	ug/kg	Thiodiglycol	568 U	39,100	
				OU5-CSA-11-4911QS-SB(4-5)	9/6/2001	mg/kg	Cyanide, Total	0.18 U	160	
CTA	**1D**	**19R**	**4911 Sedgwick Street**							**No**
				OU5-CTA-1D-4911SegS-SB(9-10)	6/19/2001	ug/kg	Sulfur Mustard	40 U	10	
				OU5-CTA-1D-4911SegS-SB(9-10)	6/19/2001	ug/kg	1,4-Dithiane	117 UL	78,000	
				OU5-CTA-1D-4911SegS-SB(9-10)	6/19/2001	ug/kg	1,4-Oxathiane	234 U	78,000	
				OU5-CTA-1D-4911SegS-SB(9-10)	6/19/2001	ug/kg	Thiodiglycol	584 U	39,100	
CSA	**11**		**4912 Quebec Street**							**No**
				OU5-CSA-11-4912QS-SB(2-3)	8/1/2001	ug/kg	CVAA/CVAO	40 U	890	
				OU5-CSA-11-4912QS-SB(2-3)	8/1/2001	ug/kg	Sulfur Mustard	40 U	10	
				OU5-CSA-11-4912QS-SB(2-3)	8/1/2001	ug/kg	1,4-Dithiane	111 U	78,000	
				OU5-CSA-11-4912QS-SB(2-3)	8/1/2001	ug/kg	1,4-Oxathiane	223 UL	78,000	
				OU5-CSA-11-4912QS-SB(2-3)	8/1/2001	ug/kg	Thiodiglycol	557 U	39,100	
				OU5-CSA-11-4912QS-SB(2-3)	8/1/2001	mg/kg	Cyanide, Total	0.19 U	160	
CTA	**1A**	**16R**	**4915 Van Ness Street**							**No**
				OU5-CTA-1A-4915VNS-SB(3-4)	11/12/2001	ug/kg	1,4-Dithiane	137 U	78,000	
				OU5-CTA-1A-4915VNS-SB(3-4)	11/12/2001	ug/kg	1,4-Oxathiane	274 U	78,000	
				OU5-CTA-1A-4915VNS-SB(3-4)	11/12/2001	ug/kg	Thiodiglycol	680 U	39,100	
				OU5-CTA-1A-4915VNS-SB(3-4)	11/12/2001	mg/kg	Cyanide, Total	0.2 U	160	
CTA	**1D**	**16R**	**4920 Van Ness Street**							**No**
				OU5-CTA-1D-4920VNS-(3.5-4.5)	5/1/2002	ug/kg	CVAA/CVAO	40 U	890	
				OU5-CTA-1D-4920VNS-(3.5-4.5)	5/1/2002	ug/kg	Sulfur Mustard	40 U	10	
				OU5-CTA-1D-4920VNS-(3.5-4.5)	5/1/2002	ug/kg	1,4-Dithiane	110 U	78,000	
				OU5-CTA-1D-4920VNS-(3.5-4.5)	5/1/2002	ug/kg	1,4-Oxathiane	220 U	78,000	

Area	Group	POI	Address	Sample ID	Sample Date	Units	Parameter	Result \1		Standard \3	Specialty boring associated with grid results?
				OU5-CTA-1D-4920VNS-(3.5-4.5)	5/1/2002	ug/kg	Thiodiglycol	540	U	39,100	
				OU5-CTA-1D-4920VNS-(3.5-4.5)	5/1/2002	mg/kg	Cyanide, Total	0.16	U	160	
CSA	**11**		**4921 Quebec Street**								**No**
				OU5-CSA-11-4921QS-SBA(9-10)	9/5/2001	ug/kg	CVAA/CVAO	40	U	890	
				OU5-CSA-11-4921QS-SBA(9-10)	9/5/2001	ug/kg	Sulfur Mustard	40	U	10	
				OU5-CSA-11-4921QS-SBA(9-10)	9/5/2001	ug/kg	1,4-Dithiane	115	U	78,000	
				OU5-CSA-11-4921QS-SBA(9-10)	9/5/2001	ug/kg	1,4-Oxathiane	230	UJ	78,000	
				OU5-CSA-11-4921QS-SBA(9-10)	9/5/2001	ug/kg	Thiodiglycol	574	U	39,100	
				OU5-CSA-11-4921QS-SBA(9-10)	9/5/2001	mg/kg	Cyanide, Total	0.17	U	160	
				OU5-CSA-11-4921QS-SBB(7-8)	9/5/2001	ug/kg	CVAA/CVAO	40	U	890	
				OU5-CSA-11-4921QS-SBB(7-8)	9/5/2001	ug/kg	Sulfur Mustard	40	U	10	
				OU5-CSA-11-4921QS-SBB(7-8)	9/5/2001	ug/kg	1,4-Dithiane	120	U	78,000	
				OU5-CSA-11-4921QS-SBB(7-8)	9/5/2001	ug/kg	1,4-Oxathiane	240	UJ	78,000	
				OU5-CSA-11-4921QS-SBB(7-8)	9/5/2001	ug/kg	Thiodiglycol	600	U	39,100	
				OU5-CSA-11-4921QS-SBB(7-8)	9/5/2001	mg/kg	Cyanide, Total	0.18	U	160	
CTA	**1D**	**16R**	**4921 Tilden Street**								**No**
				OU5-CTA-1D-4921TS-SB(1.5-2.5)	7/23/2001	ug/kg	CVAA/CVAO	40	U	890	
				OU5-CTA-1D-4921TS-SB(1.5-2.5)	7/23/2001	ug/kg	Sulfur Mustard	40	U	10	
				OU5-CTA-1D-4921TS-SB(1.5-2.5)	7/23/2001	ug/kg	1,4-Dithiane	114	U	78,000	
				OU5-CTA-1D-4921TS-SB(1.5-2.5)	7/23/2001	ug/kg	1,4-Oxathiane	229	U	78,000	
				OU5-CTA-1D-4921TS-SB(1.5-2.5)	7/23/2001	ug/kg	Thiodiglycol	572	U	39,100	
				OU5-CTA-1D-4921TS-SB(1.5-2.5)	7/23/2001	mg/kg	Cyanide, Total	0.21	U	160	
CTA	**1D**	**16R**	**4925 Upton Street**								**No**
				OU5-CTA-1D-4925US-SB-(5-6)	6/8/2001	ug/kg	CVAA/CVAO	40	U	890	
				OU5-CTA-1D-4925US-SB-(5-6)	6/8/2001	ug/kg	Sulfur Mustard	40	U	10	
				OU5-CTA-1D-4925US-SB-(5-6)	6/8/2001	ug/kg	1,4-Dithiane	111	UL	78,000	
				OU5-CTA-1D-4925US-SB-(5-6)	6/8/2001	ug/kg	1,4-Oxathiane	221	UL	78,000	
				OU5-CTA-1D-4925US-SB-(5-6)	6/8/2001	ug/kg	Thiodiglycol	554	U	39,100	
				OU5-CTA-1D-4925US-SB-(5-6)	6/8/2001	mg/kg	Cyanide, Total	0.26	U	160	
CTA	**1D**	**16R**	**4926 Upton Street**								**No**
				OU5-CTA-1D-4926US-SB(5-6)	6/7/2001	ug/kg	CVAA/CVAO	40	U	890	
				OU5-CTA-1D-4926US-SB(5-6)	6/7/2001	ug/kg	Sulfur Mustard	40	U	10	
				OU5-CTA-1D-4926US-SB(5-6)	6/7/2001	ug/kg	1,4-Dithiane	110	UL	78,000	
				OU5-CTA-1D-4926US-SB(5-6)	6/7/2001	ug/kg	1,4-Oxathiane	220	U	78,000	
				OU5-CTA-1D-4926US-SB(5-6)	6/7/2001	ug/kg	Thiodiglycol	550	U	39,100	
				OU5-CTA-1D-4926US-SB(5-6)	6/7/2001	mg/kg	Cyanide, Total	0.25	U	160	

Area	Group	POI	Address	Sample ID	Sample Date	Units	Parameter	Result \1	Standard \3	Specialty boring associated with grid results?
CTA	1D	16R	4931 Upton Street							No
				OU5-CTA-1D-4931US-SB(5-6)	8/13/2001	ug/kg	CVAA/CVAO	40 U	890	
				OU5-CTA-1D-4931US-SB(5-6)	8/13/2001	ug/kg	Sulfur Mustard	40 U	10	
				OU5-CTA-1D-4931US-SB(5-6)	8/13/2001	ug/kg	1,4-Dithiane	100 U	78,000	
				OU5-CTA-1D-4931US-SB(5-6)	8/13/2001	ug/kg	1,4-Oxathiane	200 U	78,000	
				OU5-CTA-1D-4931US-SB(5-6)	8/13/2001	ug/kg	Thiodiglycol	571 U	39,100	
				OU5-CTA-1D-4931US-SB(5-6)	8/13/2001	mg/kg	Cyanide, Total	0.17 U	160	
CTA	1D	16R	4934 Upton Street							No
				OU5-CTA-1D-4934US-SBA(1.5-2.5)	11/5/2001	ug/kg	CVAA/CVAO	40 U	890	
				OU5-CTA-1D-4934US-SBA(1.5-2.5)	11/5/2001	ug/kg	Sulfur Mustard	40 U	10	
				OU5-CTA-1D-4934US-SBA(1.5-2.5)	11/5/2001	ug/kg	1,4-Dithiane	113 U	78,000	
				OU5-CTA-1D-4934US-SBA(1.5-2.5)	11/5/2001	ug/kg	1,4-Oxathiane	225 U	78,000	
				OU5-CTA-1D-4934US-SBA(1.5-2.5)	11/5/2001	ug/kg	Thiodiglycol	563 U	39,100	
				OU5-CTA-1D-4934US-SBA(1.5-2.5)	11/5/2001	mg/kg	Cyanide, Total	0.17 U	160	
				OU5-CTA-1D-4934US-SBB(2.5-3.5)	11/5/2001	ug/kg	CVAA/CVAO	40 U	890	
				OU5-CTA-1D-4934US-SBB(2.5-3.5)	11/5/2001	ug/kg	Sulfur Mustard	40 U	10	
				OU5-CTA-1D-4934US-SBB(2.5-3.5)	11/5/2001	ug/kg	1,4-Dithiane	116 U	78,000	
				OU5-CTA-1D-4934US-SBB(2.5-3.5)	11/5/2001	ug/kg	1,4-Oxathiane	232 U	78,000	
				OU5-CTA-1D-4934US-SBB(2.5-3.5)	11/5/2001	ug/kg	Thiodiglycol	580 U	39,100	
				OU5-CTA-1D-4934US-SBB(2.5-3.5)	11/5/2001	mg/kg	Cyanide, Total	0.18 U	160	
CSA	11		4935 Hillbrook Lane							No
				OU5-CSA-11-4935HL-SB(4.5-5.5)	8/6/2001	ug/kg	CVAA/CVAO	40 U	890	
				OU5-CSA-11-4935HL-SB(4.5-5.5)	8/6/2001	ug/kg	Sulfur Mustard	40 U	10	
				OU5-CSA-11-4935HL-SB(4.5-5.5)	8/6/2001	ug/kg	1,4-Dithiane	108 U	78,000	
				OU5-CSA-11-4935HL-SB(4.5-5.5)	8/6/2001	ug/kg	1,4-Oxathiane	217 U	78,000	
				OU5-CSA-11-4935HL-SB(4.5-5.5)	8/6/2001	ug/kg	Thiodiglycol	542 U	39,100	
				OU5-CSA-11-4935HL-SB(4.5-5.5)	8/6/2001	mg/kg	Cyanide, Total	0.17 U	160	
CTA	1D		4936 Rodman Street							No
				OU5-CTA-1D-4936RS-SB(3-4)	7/30/2001	ug/kg	CVAA/CVAO	40 U	890	
				OU5-CTA-1D-4936RS-SB(3-4)	7/30/2001	ug/kg	Sulfur Mustard	40 U	10	
				OU5-CTA-1D-4936RS-SB(3-4)	7/30/2001	ug/kg	1,4-Dithiane	114 U	78,000	
				OU5-CTA-1D-4936RS-SB(3-4)	7/30/2001	ug/kg	1,4-Oxathiane	227 U	78,000	
				OU5-CTA-1D-4936RS-SB(3-4)	7/30/2001	ug/kg	Thiodiglycol	568 U	39,100	
				OU5-CTA-1D-4936RS-SB(3-4)	7/30/2001	mg/kg	Cyanide, Total	0.18 U	160	

Area	Group	POI	Address	Sample ID	Sample Date	Units	Parameter	Result \1	Standard \3	Specialty boring associated with grid results?
CTA	1D	16R	4937 Tilden Street							No
				OU5-CTA-1D-4937TS-SB(2-3)	11/5/2001	ug/kg	CVAA/CVAO	40 U	890	
				OU5-CTA-1D-4937TS-SB(2-3)	11/5/2001	ug/kg	Sulfur Mustard	40 U	10	
				OU5-CTA-1D-4937TS-SB(2-3)	11/5/2001	ug/kg	1,4-Dithiane	114 U	78,000	
				OU5-CTA-1D-4937TS-SB(2-3)	11/5/2001	ug/kg	1,4-Oxathiane	228 U	78,000	
				OU5-CTA-1D-4937TS-SB(2-3)	11/5/2001	ug/kg	Thiodiglycol	569 U	39,100	
				OU5-CTA-1D-4937TS-SB(2-3)	11/5/2001	mg/kg	Cyanide, Total	0.18 U	160	
CSA	11		4939 Quebec Street							No
				OU5-CSA-11-4939QS-SB(8-9)	8/2/2001	ug/kg	CVAA/CVAO	40 U	890	
				OU5-CSA-11-4939QS-SB(8-9)	8/2/2001	ug/kg	Sulfur Mustard	40 U	10	
				OU5-CSA-11-4939QS-SB(8-9)	8/2/2001	ug/kg	1,4-Dithiane	115 U	78,000	
				OU5-CSA-11-4939QS-SB(8-9)	8/2/2001	ug/kg	1,4-Oxathiane	231 U	78,000	
				OU5-CSA-11-4939QS-SB(8-9)	8/2/2001	ug/kg	Thiodiglycol	576 U	39,100	
				OU5-CSA-11-4939QS-SB(8-9)	8/2/2001	mg/kg	Cyanide, Total	0.18 U	160	
CTA	1D	16R	4941 Tilden Street							No
				OU5-CTA-1D-4941TS-SB-(3.5-4.5)	7/31/2001	ug/kg	CVAA/CVAO	40 U	890	
				OU5-CTA-1D-4941TS-SB-(3.5-4.5)	7/31/2001	ug/kg	Sulfur Mustard	40 U	10	
				OU5-CTA-1D-4941TS-SB-(3.5-4.5)	7/31/2001	ug/kg	1,4-Dithiane	107 U	78,000	
				OU5-CTA-1D-4941TS-SB-(3.5-4.5)	7/31/2001	ug/kg	1,4-Oxathiane	215 UL	78,000	
				OU5-CTA-1D-4941TS-SB-(3.5-4.5)	7/31/2001	ug/kg	Thiodiglycol	536 U	39,100	
				OU5-CTA-1D-4941TS-SB-(3.5-4.5)	7/31/2001	mg/kg	Cyanide, Total	0.18 U	160	
CSA	11		4944 Quebec Street							Yes
				OU5-CSA-11-4944QS-SB(3.5-4.5)	1/28/2002	ug/kg	CVAA/CVAO	40 U	890	
				OU5-CSA-11-4944QS-SB(3.5-4.5)	1/28/2002	ug/kg	1,4-Dithiane	120 U	78,000	
				OU5-CSA-11-4944QS-SB(3.5-4.5)	1/28/2002	ug/kg	1,4-Oxathiane	230 U	78,000	
				OU5-CSA-11-4944QS-SB(3.5-4.5)	1/28/2002	ug/kg	Thiodiglycol	580 U	39,100	
				OU5-CSA-11-4944QS-SB(3.5-4.5)	1/28/2002	mg/kg	Cyanide, Total	0.169 U	160	
				OU5-CSA-11-4944QS-SB-DUP12	1/28/2002	ug/kg	Sulfur Mustard	40 U	10	
CSA	11		4960 Hillbrook Lane							No
				OU5-CSA-11-4960HL-SB(4.5-5.5)	8/6/2001	ug/kg	CVAA/CVAO	40 U	890	
				OU5-CSA-11-4960HL-SB(4.5-5.5)	8/6/2001	ug/kg	Sulfur Mustard	40 U	10	
				OU5-CSA-11-4960HL-SB(4.5-5.5)	8/6/2001	ug/kg	1,4-Dithiane	108 U	78,000	
				OU5-CSA-11-4960HL-SB(4.5-5.5)	8/6/2001	ug/kg	1,4-Oxathiane	215 U	78,000	
				OU5-CSA-11-4960HL-SB(4.5-5.5)	8/6/2001	ug/kg	Thiodiglycol	538 U	39,100	
				OU5-CSA-11-4960HL-SB(4.5-5.5)	8/6/2001	mg/kg	Cyanide, Total	0.16 U	160	

Area	Group	POI	Address	Sample ID	Sample Date	Units	Parameter	Result \1	Standard \3	Specialty boring associated with grid results?
CSA	11		4985 Rockwood Parkway							No
				OU5-CSA-11-4985RP-SB(3.5-4.5)	8/7/2001	ug/kg	CVAA/CVAO	40 U	890	
				OU5-CSA-11-4985RP-SB(3.5-4.5)	8/7/2001	ug/kg	Sulfur Mustard	40 U	10	
				OU5-CSA-11-4985RP-SB(3.5-4.5)	8/7/2001	ug/kg	1,4-Dithiane	113 U	78,000	
				OU5-CSA-11-4985RP-SB(3.5-4.5)	8/7/2001	ug/kg	1,4-Oxathiane	226 U	78,000	
				OU5-CSA-11-4985RP-SB(3.5-4.5)	8/7/2001	ug/kg	Thiodiglycol	564 U	39,100	
				OU5-CSA-11-4985RP-SB(3.5-4.5)	8/7/2001	mg/kg	Cyanide, Total	0.19 U	160	
				OU5-CSA-11-4985RP-SB-DUP06	8/7/2001	ug/kg	Sulfur Mustard	40 U	10	
CTA	1A	16R	4992 Warren Street							No
				OU5-CTA-1A-4992WS-SB(3.5-4.5)	8/9/2001	ug/kg	CVAA/CVAO	40 U	890	
				OU5-CTA-1A-4992WS-SB(3.5-4.5)	8/9/2001	ug/kg	Sulfur Mustard	40 U	10	
				OU5-CTA-1A-4992WS-SB(3.5-4.5)	8/9/2001	ug/kg	1,4-Dithiane	110 U	78,000	
				OU5-CTA-1A-4992WS-SB(3.5-4.5)	8/9/2001	ug/kg	1,4-Oxathiane	220 U	78,000	
				OU5-CTA-1A-4992WS-SB(3.5-4.5)	8/9/2001	ug/kg	Thiodiglycol	551 U	39,100	
				OU5-CTA-1A-4992WS-SB(3.5-4.5)	8/9/2001	mg/kg	Cyanide, Total	0.15 U	160	
CTA	1A	16R	4996 Warren Street							No
				OU5-CTA-1A-4996WS-SB(0-1)	9/17/2001	ug/kg	CVAA/CVAO	40 U	890	
				OU5-CTA-1A-4996WS-SB(0-1)	9/17/2001	ug/kg	Sulfur Mustard	40 U	10	
				OU5-CTA-1A-4996WS-SB(0-1)	9/17/2001	ug/kg	1,4-Dithiane	111 U	78,000	
				OU5-CTA-1A-4996WS-SB(0-1)	9/17/2001	ug/kg	1,4-Oxathiane	222 U	78,000	
				OU5-CTA-1A-4996WS-SB(0-1)	9/17/2001	ug/kg	Thiodiglycol	556 U	39,100	
				OU5-CTA-1A-4996WS-SB(0-1)	9/17/2001	mg/kg	Cyanide, Total	0.18 U	160	
CSA	11		5001 Rockwood Parkway							No
				OU5-CSA-11-5001RP-SB(3.5-4.5)	8/7/2001	ug/kg	CVAA/CVAO	40 U	890	
				OU5-CSA-11-5001RP-SB(3.5-4.5)	8/7/2001	ug/kg	Sulfur Mustard	40 U	10	
				OU5-CSA-11-5001RP-SB(3.5-4.5)	8/7/2001	ug/kg	1,4-Dithiane	111 U	78,000	
				OU5-CSA-11-5001RP-SB(3.5-4.5)	8/7/2001	ug/kg	1,4-Oxathiane	221 U	78,000	
				OU5-CSA-11-5001RP-SB(3.5-4.5)	8/7/2001	ug/kg	Thiodiglycol	553 U	39,100	
				OU5-CSA-11-5001RP-SB(3.5-4.5)	8/7/2001	mg/kg	Cyanide, Total	0.18 U	160	
CTA	1C	7R	5001 Sedgwick Street							No
				OU5-CTA-1C-5001SegS-SB(3-4)	7/23/2001	ug/kg	CVAA/CVAO	40 U	890	
				OU5-CTA-1C-5001SegS-SB(3-4)	7/23/2001	ug/kg	Sulfur Mustard	40 U	10	
				OU5-CTA-1C-5001SegS-SB(3-4)	7/23/2001	ug/kg	1,4-Dithiane	105 U	78,000	
				OU5-CTA-1C-5001SegS-SB(3-4)	7/23/2001	ug/kg	1,4-Oxathiane	210 U	78,000	
				OU5-CTA-1C-5001SegS-SB(3-4)	7/23/2001	ug/kg	Thiodiglycol	525 U	39,100	

Area	Group	POI	Address	Sample ID	Sample Date	Units	Parameter	Result \1	Standard \3	Specialty boring associated with grid results?
				OU5-CTA-1C-5001SegS-SB(3-4)	7/23/2001	ug/kg	2,4-Dinitrotoluene	100 U	16,000	
				OU5-CTA-1C-5001SegS-SB(3-4)	7/23/2001	ug/kg	2,6-Dinitrotoluene	200 U	7,800	
				OU5-CTA-1C-5001SegS-SB(3-4)	7/23/2001	ug/kg	2,4,6-Trinitrotoluen	100 U	21,000	
				OU5-CTA-1C-5001SegS-SB(3-4)	7/23/2001	ug/kg	Nitrobenzene	100 U	3,900	
				OU5-CTA-1C-5001SegS-SB(3-4)	7/23/2001	ug/kg	Nitroglycerine	2500 U	46,000	
				OU5-CTA-1C-5001SegS-SB(3-4)	7/23/2001	ug/kg	Tetryl	100 U	78,000	
				OU5-CTA-1C-5001SegS-SB(3-4)	7/23/2001	mg/kg	Cyanide, Total	0.2 U	160	
CTA	1C	16R	5001 Upton Street							No
				OU5-CTA-1C-5001US-SB-3	6/11/2001	ug/kg	CVAA/CVAO	40 U	890	
				OU5-CTA-1C-5001US-SB-3	6/11/2001	ug/kg	Sulfur Mustard	40 U	10	
				OU5-CTA-1C-5001US-SB-3	6/11/2001	ug/kg	1,4-Dithiane	111 UL	78,000	
				OU5-CTA-1C-5001US-SB-3	6/11/2001	ug/kg	1,4-Oxathiane	222 UL	78,000	
				OU5-CTA-1C-5001US-SB-3	6/11/2001	ug/kg	Thiodiglycol	500 U	39,100	
				OU5-CTA-1C-5001US-SB-3	6/11/2001	mg/kg	Cyanide, Total	0.28 U	160	
CTA	1A	16R	5001 Van Ness Street							No
				OU5-CTA-1A-5001VNS-SB(2.5-3.5)	7/3/2001	ug/kg	CVAA/CVAO	40 U	890	
				OU5-CTA-1A-5001VNS-SB(2.5-3.5)	7/3/2001	ug/kg	Sulfur Mustard	40 U	10	
				OU5-CTA-1A-5001VNS-SB(2.5-3.5)	7/3/2001	ug/kg	1,4-Dithiane	110 UL	78,000	
				OU5-CTA-1A-5001VNS-SB(2.5-3.5)	7/3/2001	ug/kg	1,4-Oxathiane	220 U	78,000	
				OU5-CTA-1A-5001VNS-SB(2.5-3.5)	7/3/2001	ug/kg	Thiodiglycol	549 U	39,100	
				OU5-CTA-1A-5001VNS-SB(2.5-3.5)	7/3/2001	mg/kg	Cyanide, Total	0.24 U	160	
CTA	1A	16R	5002 Warren Street							No
				OU5-CTA-1A-5002WS-SB-(8-9)	8/2/2001	ug/kg	CVAA/CVAO	40 U	890	
				OU5-CTA-1A-5002WS-SB-(8-9)	8/2/2001	ug/kg	Sulfur Mustard	40 U	10	
				OU5-CTA-1A-5002WS-SB-(8-9)	8/2/2001	ug/kg	1,4-Dithiane	111 U	78,000	
				OU5-CTA-1A-5002WS-SB-(8-9)	8/2/2001	ug/kg	1,4-Oxathiane	222 U	78,000	
				OU5-CTA-1A-5002WS-SB-(8-9)	8/2/2001	ug/kg	Thiodiglycol	556 U	39,100	
				OU5-CTA-1A-5002WS-SB-(8-9)	8/2/2001	mg/kg	Cyanide, Total	0.19 U	160	
CTA	1A	16R	5004 Warren Street							No
				OU5-CTA-1A-5004WS-SB(5.5-6.5)	6/26/2001	ug/kg	CVAA/CVAO	40 U	890	
				OU5-CTA-1A-5004WS-SB(5.5-6.5)	6/26/2001	ug/kg	Sulfur Mustard	40 U	10	
				OU5-CTA-1A-5004WS-SB(5.5-6.5)	6/26/2001	ug/kg	1,4-Dithiane	120 UL	78,000	
				OU5-CTA-1A-5004WS-SB(5.5-6.5)	6/26/2001	ug/kg	1,4-Oxathiane	241 U	78,000	
				OU5-CTA-1A-5004WS-SB(5.5-6.5)	6/26/2001	ug/kg	Thiodiglycol	602 U	39,100	
				OU5-CTA-1A-5004WS-SB(5.5-6.5)	6/26/2001	mg/kg	Cyanide, Total	0.29 U	160	

Area	Group	POI	Address	Sample ID	Sample Date	Units	Parameter	Result \1	Standard \3	Specialty boring associated with grid results?
CSA	2		5006 Massachusetts Avenue							No
				OU5-CSA-2-5006MA-SB(1.5-2.5)	3/26/2002	ug/kg	CVAA/CVAO	40 U	890	
				OU5-CSA-2-5006MA-SB(1.5-2.5)	3/26/2002	ug/kg	Sulfur Mustard	40 U	10	
				OU5-CSA-2-5006MA-SB(1.5-2.5)	3/26/2002	ug/kg	1,4-Dithiane	120 U	78,000	
				OU5-CSA-2-5006MA-SB(1.5-2.5)	3/26/2002	ug/kg	1,4-Oxathiane	240 U	78,000	
				OU5-CSA-2-5006MA-SB(1.5-2.5)	3/26/2002	ug/kg	Thiodiglycol	590 U	39,100	
				OU5-CSA-2-5006MA-SB(1.5-2.5)	3/26/2002	mg/kg	Cyanide, Total	0.29 U	160	
CTA	1A	16R	5006 Warren Street							No
				OU5-CTA-1A-5006WS-SB(3-4)	6/14/2001	ug/kg	CVAA/CVAO	40 U	890	
				OU5-CTA-1A-5006WS-SB(3-4)	6/14/2001	ug/kg	Sulfur Mustard	40 U	10	
				OU5-CTA-1A-5006WS-SB(3-4)	6/14/2001	ug/kg	1,4-Dithiane	113 UL	78,000	
				OU5-CTA-1A-5006WS-SB(3-4)	6/14/2001	ug/kg	1,4-Oxathiane	227 U	78,000	
				OU5-CTA-1A-5006WS-SB(3-4)	6/14/2001	ug/kg	Thiodiglycol	567 U	39,100	
				OU5-CTA-1A-5006WS-SB(3-4)	6/14/2001	mg/kg	Cyanide, Total	0.23 U	160	
CTA	1A	16R	5008 Warren Street							No
				OU5-CTA-1A-5008WS-SB(1-2)	7/31/2001	ug/kg	CVAA/CVAO	40 U	890	
				OU5-CTA-1A-5008WS-SB(1-2)	7/31/2001	ug/kg	Sulfur Mustard	40 U	10	
				OU5-CTA-1A-5008WS-SB(1-2)	7/31/2001	ug/kg	1,4-Dithiane	111 U	78,000	
				OU5-CTA-1A-5008WS-SB(1-2)	7/31/2001	ug/kg	1,4-Oxathiane	222 UL	78,000	
				OU5-CTA-1A-5008WS-SB(1-2)	7/31/2001	ug/kg	Thiodiglycol	555 U	39,100	
				OU5-CTA-1A-5008WS-SB(1-2)	7/31/2001	mg/kg	Cyanide, Total	0.16 U	160	
CSA	2		5010 Massachusetts Avenue							No
				OU5-CSA-2-5010MA-SB(4.5-5.5)	11/12/2001	ug/kg	CVAA/CVAO	40 U	890	
				OU5-CSA-2-5010MA-SB(4.5-5.5)	11/12/2001	ug/kg	Sulfur Mustard	40 U	10	
				OU5-CSA-2-5010MA-SB(4.5-5.5)	11/12/2001	ug/kg	1,4-Dithiane	110.4 U	78,000	
				OU5-CSA-2-5010MA-SB(4.5-5.5)	11/12/2001	ug/kg	1,4-Oxathiane	220.8 U	78,000	
				OU5-CSA-2-5010MA-SB(4.5-5.5)	11/12/2001	ug/kg	Thiodiglycol	550 U	39,100	
				OU5-CSA-2-5010MA-SB(4.5-5.5)	11/12/2001	mg/kg	Cyanide, Total	0.16 U	160	
CTA	1C	16R	5010 Van Ness Street							No
				OU5-CTA-1C-5010 VNS-SB(4-5)	6/14/2001	ug/kg	CVAA/CVAO	40 U	890	
				OU5-CTA-1C-5010 VNS-SB(4-5)	6/14/2001	ug/kg	Sulfur Mustard	40 U	10	
				OU5-CTA-1C-5010 VNS-SB(4-5)	6/14/2001	ug/kg	1,4-Dithiane	112 UL	78,000	
				OU5-CTA-1C-5010 VNS-SB(4-5)	6/14/2001	ug/kg	1,4-Oxathiane	224 U	78,000	
				OU5-CTA-1C-5010 VNS-SB(4-5)	6/14/2001	ug/kg	Thiodiglycol	561 U	39,100	
				OU5-CTA-1C-5010 VNS-SB(4-5)	6/14/2001	mg/kg	Cyanide, Total	0.25 U	160	

Area	Group	POI	Address	Sample ID	Sample Date	Units	Parameter	Result \1		Standard \3	Specialty boring associated with grid results?
CTA	1C	7R	5011 Sedgwick Street								No
				OU5-CTA-1C-5011SegS-SB(2-3)	6/21/2001	ug/kg	CVAA/CVAO	40	U	890	
				OU5-CTA-1C-5011SegS-SB(2-3)	6/21/2001	ug/kg	Sulfur Mustard	40	U	10	
				OU5-CTA-1C-5011SegS-SB(2-3)	6/21/2001	ug/kg	1,4-Dithiane	112	UL	78,000	
				OU5-CTA-1C-5011SegS-SB(2-3)	6/21/2001	ug/kg	1,4-Oxathiane	224	U	78,000	
				OU5-CTA-1C-5011SegS-SB(2-3)	6/21/2001	ug/kg	Thiodiglycol	559	U	39,100	
				OU5-CTA-1C-5011SegS-SB(2-3)	6/21/2001	ug/kg	2,4-Dinitrotoluene	100	U	16,000	
				OU5-CTA-1C-5011SegS-SB(2-3)	6/21/2001	ug/kg	2,6-Dinitrotoluene	100	U	7,800	
				OU5-CTA-1C-5011SegS-SB(2-3)	6/21/2001	ug/kg	2,4,6-Trinitrotoluen	100	U	21,000	
				OU5-CTA-1C-5011SegS-SB(2-3)	6/21/2001	ug/kg	Nitrobenzene	100	U	3,900	
				OU5-CTA-1C-5011SegS-SB(2-3)	6/21/2001	ug/kg	Nitroglycerine	2500	UJ	46,000	
				OU5-CTA-1C-5011SegS-SB(2-3)	6/21/2001	ug/kg	Tetryl	100	U	78,000	
				OU5-CTA-1C-5011SegS-SB(2-3)	6/21/2001	mg/kg	Cyanide, Total	0.22	U	160	
CTA	1A	15R	5011 Warren Street								No
				OU5-CTA-1A-5011WS-SB-3	6/8/2001	ug/kg	CVAA/CVAO	40	U	890	
				OU5-CTA-1A-5011WS-SB-3	6/8/2001	ug/kg	Sulfur Mustard	40	U	10	
				OU5-CTA-1A-5011WS-SB-3	6/8/2001	ug/kg	1,4-Dithiane	109	UL	78,000	
				OU5-CTA-1A-5011WS-SB-3	6/8/2001	ug/kg	1,4-Oxathiane	219	UL	78,000	
				OU5-CTA-1A-5011WS-SB-3	6/8/2001	ug/kg	Thiodiglycol	547	U	39,100	
				OU5-CTA-1A-5011WS-SB-3	6/8/2001	mg/kg	Cyanide, Total	0.26	U	160	
CSA	2		5012 Massachusetts Avenue								No
				OU5-CSA-2-5012MA-SB(3.5-4.5)	3/20/2002	ug/kg	CVAA/CVAO	40	U	890	
				OU5-CSA-2-5012MA-SB(3.5-4.5)	3/20/2002	ug/kg	Sulfur Mustard	40	U	10	
				OU5-CSA-2-5012MA-SB(3.5-4.5)	3/20/2002	ug/kg	1,4-Dithiane	140	U	78,000	
				OU5-CSA-2-5012MA-SB(3.5-4.5)	3/20/2002	ug/kg	1,4-Oxathiane	290	U	78,000	
				OU5-CSA-2-5012MA-SB(3.5-4.5)	3/20/2002	ug/kg	Thiodiglycol	720	U	39,100	
				OU5-CSA-2-5012MA-SB(3.5-4.5)	3/20/2002	mg/kg	Cyanide, Total	0.21	U	160	
CTA	1A	15R	5013 Warren Street								No
				OU5-CTA-1A-5013WS-SB(0.5-1.5)	6/26/2001	ug/kg	CVAA/CVAO	40	U	890	
				OU5-CTA-1A-5013WS-SB(0.5-1.5)	6/26/2001	ug/kg	Sulfur Mustard	40	U	10	
				OU5-CTA-1A-5013WS-SB(0.5-1.5)	6/26/2001	ug/kg	1,4-Dithiane	122	UL	78,000	
				OU5-CTA-1A-5013WS-SB(0.5-1.5)	6/26/2001	ug/kg	1,4-Oxathiane	244	U	78,000	
				OU5-CTA-1A-5013WS-SB(0.5-1.5)	6/26/2001	ug/kg	Thiodiglycol	611	U	39,100	
				OU5-CTA-1A-5013WS-SB(0.5-1.5)	6/26/2001	mg/kg	Cyanide, Total	0.29	U	160	

Area	Group	POI	Address	Sample ID	Sample Date	Units	Parameter	Result \1	Standard \3	Specialty boring associated with grid results?
CTA	1A	16R	5015 Van Ness Street							No
				OU5-CTA-1A-5015VNS-SB-(3-4)	6/8/2001	ug/kg	CVAA/CVAO	40 U	890	
				OU5-CTA-1A-5015VNS-SB-(3-4)	6/8/2001	ug/kg	Sulfur Mustard	40 U	10	
				OU5-CTA-1A-5015VNS-SB-(3-4)	6/8/2001	ug/kg	1,4-Dithiane	109 UL	78,000	
				OU5-CTA-1A-5015VNS-SB-(3-4)	6/8/2001	ug/kg	1,4-Oxathiane	218 UL	78,000	
				OU5-CTA-1A-5015VNS-SB-(3-4)	6/8/2001	ug/kg	Thiodiglycol	546 U	39,100	
				OU5-CTA-1A-5015VNS-SB-(3-4)	6/8/2001	mg/kg	Cyanide, Total	0.24 U	160	
CTA	1A	15R	5015 Warren Street							No
				OU5-CTA-1A-5015WS-SB-(5-6)	6/8/2001	ug/kg	CVAA/CVAO	40 U	890	
				OU5-CTA-1A-5015WS-SB-(5-6)	6/8/2001	ug/kg	Sulfur Mustard	40 U	10	
				OU5-CTA-1A-5015WS-SB-(5-6)	6/8/2001	ug/kg	1,4-Dithiane	107 UL	78,000	
				OU5-CTA-1A-5015WS-SB-(5-6)	6/8/2001	ug/kg	1,4-Oxathiane	214 UL	78,000	
				OU5-CTA-1A-5015WS-SB-(5-6)	6/8/2001	ug/kg	Thiodiglycol	535 U	39,100	
				OU5-CTA-1A-5015WS-SB-(5-6)	6/8/2001	mg/kg	Cyanide, Total	0.23 U	160	
CSA	2		5028 Massachusetts Avenue							No
				OU5-CSA-2-5028MA-SB(3-4)	3/26/2002	ug/kg	CVAA/CVAO	40 U	890	
				OU5-CSA-2-5028MA-SB(3-4)	3/26/2002	ug/kg	Sulfur Mustard	40 U	10	
				OU5-CSA-2-5028MA-SB(3-4)	3/26/2002	ug/kg	1,4-Dithiane	120 U	78,000	
				OU5-CSA-2-5028MA-SB(3-4)	3/26/2002	ug/kg	1,4-Oxathiane	240 U	78,000	
				OU5-CSA-2-5028MA-SB(3-4)	3/26/2002	ug/kg	Thiodiglycol	610 U	39,100	
				OU5-CSA-2-5028MA-SB(3-4)	3/26/2002	mg/kg	Cyanide, Total	0.3 U	160	
CTA	1C	38	5035 Rockwood Parkway							No
				OU5-CTA-1C-5035RP-SB(5-6)	6/26/2001	ug/kg	2,4-Dinitrotoluene	100 U	16,000	
				OU5-CTA-1C-5035RP-SB(5-6)	6/26/2001	ug/kg	2,6-Dinitrotoluene	100 U	7,800	
				OU5-CTA-1C-5035RP-SB(5-6)	6/26/2001	ug/kg	2,4,6-Trinitrotoluen	100 U	21,000	
				OU5-CTA-1C-5035RP-SB(5-6)	6/26/2001	ug/kg	Nitrobenzene	100 U	3,900	
				OU5-CTA-1C-5035RP-SB(5-6)	6/26/2001	ug/kg	Nitroglycerine	2500 U	46,000	
				OU5-CTA-1C-5035RP-SB(5-6)	6/26/2001	ug/kg	Tetryl	100 U	78,000	
CSA	12		5041 Loughboro Road							Yes
				OU5-CSA-12-5041LR-SB(2-3)	11/26/2001	ug/kg	CVAA/CVAO	40 U	890	
				OU5-CSA-12-5041LR-SB(2-3)	11/26/2001	ug/kg	Sulfur Mustard	40 U	10	
				OU5-CSA-12-5041LR-SB(2-3)	11/26/2001	ug/kg	1,4-Dithiane	104.8 U	78,000	
				OU5-CSA-12-5041LR-SB(2-3)	11/26/2001	ug/kg	1,4-Oxathiane	209.6 U	78,000	
				OU5-CSA-12-5041LR-SB(2-3)	11/26/2001	ug/kg	Thiodiglycol	520 U	39,100	
				OU5-CSA-12-5041LR-SB(2-3)	11/26/2001	mg/kg	Cyanide, Total	0.146 U	160	

Area	Group	POI	Address	Sample ID	Sample Date	Units	Parameter	Result \1		Standard \3	Specialty boring associated with grid results?
CSA	12		5068 Overlook Road								No
				OU5-CSA-12-5068OR-SB(1.5-2.5)	11/19/2001	ug/kg	CVAA/CVAO	40	U	890	
				OU5-CSA-12-5068OR-SB(1.5-2.5)	11/19/2001	ug/kg	Sulfur Mustard	40	U	10	
				OU5-CSA-12-5068OR-SB(1.5-2.5)	11/19/2001	ug/kg	1,4-Dithiane	143.9	U	78,000	
				OU5-CSA-12-5068OR-SB(1.5-2.5)	11/19/2001	ug/kg	1,4-Oxathiane	287.8	U	78,000	
				OU5-CSA-12-5068OR-SB(1.5-2.5)	11/19/2001	ug/kg	Thiodiglycol	830	U	39,100	
				OU5-CSA-12-5068OR-SB(1.5-2.5)	11/19/2001	mg/kg	Cyanide, Total	0.14	U	160	
CTA	1C	38	5068 Sedgwick Street								No
				OU5-CTA-1C-5068SegS-SB(2-3)	7/19/2001	ug/kg	2,4-Dinitrotoluene	100	U	16,000	
				OU5-CTA-1C-5068SegS-SB(2-3)	7/19/2001	ug/kg	2,6-Dinitrotoluene	100	U	7,800	
				OU5-CTA-1C-5068SegS-SB(2-3)	7/19/2001	ug/kg	2,4,6-Trinitrotoluen	100	U	21,000	
				OU5-CTA-1C-5068SegS-SB(2-3)	7/19/2001	ug/kg	Nitrobenzene	100	UL	3,900	
				OU5-CTA-1C-5068SegS-SB(2-3)	7/19/2001	ug/kg	Nitroglycerine	2500	U	46,000	
				OU5-CTA-1C-5068SegS-SB(2-3)	7/19/2001	ug/kg	Tetryl	100	U	78,000	
CTA	1C	38	5074 Sedgwick Street								No
				OU5-CTA-1C-5074SegS-SB(3-4)	7/19/2001	ug/kg	2,4-Dinitrotoluene	100	U	16,000	
				OU5-CTA-1C-5074SegS-SB(3-4)	7/19/2001	ug/kg	2,6-Dinitrotoluene	100	U	7,800	
				OU5-CTA-1C-5074SegS-SB(3-4)	7/19/2001	ug/kg	2,4,6-Trinitrotoluen	100	U	21,000	
				OU5-CTA-1C-5074SegS-SB(3-4)	7/19/2001	ug/kg	Nitrobenzene	100	UL	3,900	
				OU5-CTA-1C-5074SegS-SB(3-4)	7/19/2001	ug/kg	Nitroglycerine	2500	U	46,000	
				OU5-CTA-1C-5074SegS-SB(3-4)	7/19/2001	ug/kg	Tetryl	100	U	78,000	
CSA	2		5100 Massachusetts Avenue								No
				OU5-CSA-2-5100MA-SB(3-4)	8/13/2001	ug/kg	CVAA/CVAO	40	U	890	
				OU5-CSA-2-5100MA-SB(3-4)	8/13/2001	ug/kg	Sulfur Mustard	40	U	10	
				OU5-CSA-2-5100MA-SB(3-4)	8/13/2001	ug/kg	1,4-Dithiane	100	U	78,000	
				OU5-CSA-2-5100MA-SB(3-4)	8/13/2001	ug/kg	1,4-Oxathiane	200	U	78,000	
				OU5-CSA-2-5100MA-SB(3-4)	8/13/2001	ug/kg	Thiodiglycol	582	U	39,100	
				OU5-CSA-2-5100MA-SB(3-4)	8/13/2001	mg/kg	Cyanide, Total	0.18	U	160	
CSA	2		5100 Yuma Place								No
				OU5-CSA-2-5100YP-SB(5-6)	12/3/2001	ug/kg	CVAA/CVAO	40	U	890	
				OU5-CSA-2-5100YP-SB(5-6)	12/3/2001	ug/kg	Sulfur Mustard	40	U	10	
				OU5-CSA-2-5100YP-SB(5-6)	12/3/2001	ug/kg	1,4-Dithiane	113.6	U	78,000	
				OU5-CSA-2-5100YP-SB(5-6)	12/3/2001	ug/kg	1,4-Oxathiane	227.3	U	78,000	
				OU5-CSA-2-5100YP-SB(5-6)	12/3/2001	ug/kg	Thiodiglycol	568	U	39,100	
				OU5-CSA-2-5100YP-SB(5-6)	12/3/2001	mg/kg	Cyanide, Total	0.16	U	160	

Area	Group	POI	Address	Sample ID	Sample Date	Units	Parameter	Result \1	Standard \3	Specialty boring associated with grid results?
CSA	2		5100 Yuma Street							No
				OU5-CSA-2-5100YS-SB(2-3)	8/9/2001	ug/kg	CVAA/CVAO	40 U	890	
				OU5-CSA-2-5100YS-SB(2-3)	8/9/2001	ug/kg	Sulfur Mustard	40 U	10	
				OU5-CSA-2-5100YS-SB(2-3)	8/9/2001	ug/kg	1,4-Dithiane	119 U	78,000	
				OU5-CSA-2-5100YS-SB(2-3)	8/9/2001	ug/kg	1,4-Oxathiane	238 U	78,000	
				OU5-CSA-2-5100YS-SB(2-3)	8/9/2001	ug/kg	Thiodiglycol	594 U	39,100	
				OU5-CSA-2-5100YS-SB(2-3)	8/9/2001	mg/kg	Cyanide, Total	0.2 U	160	
CSA	2		5101 Yuma Court							No
				OU5-CSA-2-5101YC-SB(3-4)	9/18/2001	ug/kg	CVAA/CVAO	40 U	890	
				OU5-CSA-2-5101YC-SB(3-4)	9/18/2001	ug/kg	Sulfur Mustard	40 U	10	
				OU5-CSA-2-5101YC-SB(3-4)	9/18/2001	ug/kg	1,4-Dithiane	115 U	78,000	
				OU5-CSA-2-5101YC-SB(3-4)	9/18/2001	ug/kg	1,4-Oxathiane	230 U	78,000	
				OU5-CSA-2-5101YC-SB(3-4)	9/18/2001	ug/kg	Thiodiglycol	575 U	39,100	
				OU5-CSA-2-5101YC-SB(3-4)	9/18/2001	mg/kg	Cyanide, Total	0.17 U	160	
				OU5-CSA-2-5101YC-SB-DUP09	9/18/2001	ug/kg	1,4-Dithiane	112 U	78,000	
				OU5-CSA-2-5101YC-SB-DUP09	9/18/2001	ug/kg	1,4-Oxathiane	225 U	78,000	
				OU5-CSA-2-5101YC-SB-DUP09	9/18/2001	ug/kg	Thiodiglycol	562 U	39,100	
CSA	2		5101 Yuma Place							No
				OU5-CSA-2-5101YP-SB(2.5-3.5)	7/19/2001	ug/kg	CVAA/CVAO	40 U	890	
				OU5-CSA-2-5101YP-SB(2.5-3.5)	7/19/2001	ug/kg	Sulfur Mustard	40 U	10	
				OU5-CSA-2-5101YP-SB(2.5-3.5)	7/19/2001	ug/kg	1,4-Dithiane	111 U	78,000	
				OU5-CSA-2-5101YP-SB(2.5-3.5)	7/19/2001	ug/kg	1,4-Oxathiane	222 U	78,000	
				OU5-CSA-2-5101YP-SB(2.5-3.5)	7/19/2001	ug/kg	Thiodiglycol	555 U	39,100	
				OU5-CSA-2-5101YP-SB(2.5-3.5)	7/19/2001	mg/kg	Cyanide, Total	0.22 U	160	
CTA	1A	15R	5103 Warren Place							No
				OU5-CTA-1A-5103WP-SB(0-1)	8/13/2001	ug/kg	CVAA/CVAO	40 U	890	
				OU5-CTA-1A-5103WP-SB(0-1)	8/13/2001	ug/kg	Sulfur Mustard	40 U	10	
				OU5-CTA-1A-5103WP-SB(0-1)	8/13/2001	ug/kg	1,4-Dithiane	100 U	78,000	
				OU5-CTA-1A-5103WP-SB(0-1)	8/13/2001	ug/kg	1,4-Oxathiane	200 U	78,000	
				OU5-CTA-1A-5103WP-SB(0-1)	8/13/2001	ug/kg	Thiodiglycol	552 U	39,100	
				OU5-CTA-1A-5103WP-SB(0-1)	8/13/2001	mg/kg	Cyanide, Total	0.18 U	160	
CSA	2		5103 Yuma Place							No
				OU5-CSA-2-5103YP-SB(0.5-1.5)	9/4/2001	ug/kg	CVAA/CVAO	40 U	890	
				OU5-CSA-2-5103YP-SB(0.5-1.5)	9/4/2001	ug/kg	Sulfur Mustard	40 U	10	
				OU5-CSA-2-5103YP-SB(0.5-1.5)	9/4/2001	ug/kg	1,4-Dithiane	114 U	78,000	

Area	Group	POI	Address	Sample ID	Sample Date	Units	Parameter	Result \1	Standard \3	Specialty boring associated with grid results?
				OU5-CSA-2-5103YP-SB(0.5-1.5)	9/4/2001	ug/kg	1,4-Oxathiane	228 U	78,000	
				OU5-CSA-2-5103YP-SB(0.5-1.5)	9/4/2001	ug/kg	Thiodiglycol	569 U	39,100	
				OU5-CSA-2-5103YP-SB(0.5-1.5)	9/4/2001	mg/kg	Cyanide, Total	0.16 U	160	
CTA	**1A**	**15R**	**5105 Warren Place**							**No**
				OU5-CTA-1A-5105WP-SB(0-1)	10/1/2001	ug/kg	CVAA/CVAO	40 U	890	
				OU5-CTA-1A-5105WP-SB(0-1)	10/1/2001	ug/kg	Sulfur Mustard	40 U	10	
				OU5-CTA-1A-5105WP-SB(0-1)	10/1/2001	ug/kg	1,4-Dithiane	129 U	78,000	
				OU5-CTA-1A-5105WP-SB(0-1)	10/1/2001	ug/kg	1,4-Oxathiane	258 U	78,000	
				OU5-CTA-1A-5105WP-SB(0-1)	10/1/2001	ug/kg	Thiodiglycol	644 U	39,100	
				OU5-CTA-1A-5105WP-SB(0-1)	10/1/2001	mg/kg	Cyanide, Total	0.21 U	160	
CSA	**2**		**5105 Yuma Place**							**No**
				OU5-CSA-2-5105YP-SB(3-4)	8/29/2001	ug/kg	CVAA/CVAO	40 U	890	
				OU5-CSA-2-5105YP-SB(3-4)	8/29/2001	ug/kg	Sulfur Mustard	40 U	10	
				OU5-CSA-2-5105YP-SB(3-4)	8/29/2001	ug/kg	1,4-Dithiane	111 U	78,000	
				OU5-CSA-2-5105YP-SB(3-4)	8/29/2001	ug/kg	1,4-Oxathiane	222 UJ	78,000	
				OU5-CSA-2-5105YP-SB(3-4)	8/29/2001	ug/kg	Thiodiglycol	556 U	39,100	
				OU5-CSA-2-5105YP-SB(3-4)	8/29/2001	mg/kg	Cyanide, Total	0.17 U	160	
CTA	**1A**	**13**	**5106 52nd Court**							**No**
				OU5-CTA-1A-5106(52C)-SB(7.5-8.5)	7/5/2001	ug/kg	CVAA/CVAO	40 U	890	
				OU5-CTA-1A-5106(52C)-SB(7.5-8.5)	7/5/2001	ug/kg	Sulfur Mustard	40 U	10	
				OU5-CTA-1A-5106(52C)-SB(7.5-8.5)	7/5/2001	ug/kg	1,4-Dithiane	113 UL	78,000	
				OU5-CTA-1A-5106(52C)-SB(7.5-8.5)	7/5/2001	ug/kg	1,4-Oxathiane	226 U	78,000	
				OU5-CTA-1A-5106(52C)-SB(7.5-8.5)	7/5/2001	ug/kg	Thiodiglycol	566 U	39,100	
				OU5-CTA-1A-5106(52C)-SB(7.5-8.5)	7/5/2001	ug/kg	2,4-Dinitrotoluene	100 U	16,000	
				OU5-CTA-1A-5106(52C)-SB(7.5-8.5)	7/5/2001	ug/kg	2,6-Dinitrotoluene	100 U	7,800	
				OU5-CTA-1A-5106(52C)-SB(7.5-8.5)	7/5/2001	ug/kg	2,4,6-Trinitrotoluen	100 U	21,000	
				OU5-CTA-1A-5106(52C)-SB(7.5-8.5)	7/5/2001	ug/kg	Nitrobenzene	100 U	3,900	
				OU5-CTA-1A-5106(52C)-SB(7.5-8.5)	7/5/2001	ug/kg	Nitroglycerine	2500 U	46,000	
				OU5-CTA-1A-5106(52C)-SB(7.5-8.5)	7/5/2001	ug/kg	Tetryl	100 U	78,000	
				OU5-CTA-1A-5106(52C)-SB(7.5-8.5)	7/5/2001	mg/kg	Cyanide, Total	0.26 U	160	
CSA	**2**		**5106 Massachusetts Avenue**							**No**
				OU5-CSA-2-5106MA-SB(4-5)	8/29/2001	ug/kg	CVAA/CVAO	40 U	890	
				OU5-CSA-2-5106MA-SB(4-5)	8/29/2001	ug/kg	Sulfur Mustard	40 U	10	
				OU5-CSA-2-5106MA-SB(4-5)	8/29/2001	ug/kg	1,4-Dithiane	115 U	78,000	
				OU5-CSA-2-5106MA-SB(4-5)	8/29/2001	ug/kg	1,4-Oxathiane	230 UJ	78,000	
				OU5-CSA-2-5106MA-SB(4-5)	8/29/2001	ug/kg	Thiodiglycol	576 U	39,100	

Area	Group	POI	Address	Sample ID	Sample Date	Units	Parameter	Result \1		Standard \3	Specialty boring associated with grid results?
				OU5-CSA-2-5106MA-SB(4-5)	8/29/2001	mg/kg	Cyanide, Total	0.2	U	160	
				OU5-CSA-2-5106MA-SB-DUP08	8/29/2001	ug/kg	Sulfur Mustard	40	U	10	
CTA	**1A**	**13**	**5107 52nd Court**								**No**
				OU5-CTA-1A-5107(52C)-SBA(5-6)	6/18/2001	ug/kg	CVAA/CVAO	40	U	890	
				OU5-CTA-1A-5107(52C)-SBA(5-6)	6/18/2001	ug/kg	Sulfur Mustard	40	U	10	
				OU5-CTA-1A-5107(52C)-SBA(5-6)	6/18/2001	ug/kg	1,4-Dithiane	106	UL	78,000	
				OU5-CTA-1A-5107(52C)-SBA(5-6)	6/18/2001	ug/kg	1,4-Oxathiane	212	U	78,000	
				OU5-CTA-1A-5107(52C)-SBA(5-6)	6/18/2001	ug/kg	Thiodiglycol	530	U	39,100	
				OU5-CTA-1A-5107(52C)-SBA(5-6)	6/18/2001	ug/kg	2,4-Dinitrotoluene	100	U	16,000	
				OU5-CTA-1A-5107(52C)-SBA(5-6)	6/18/2001	ug/kg	2,6-Dinitrotoluene	100	U	7,800	
				OU5-CTA-1A-5107(52C)-SBA(5-6)	6/18/2001	ug/kg	2,4,6-Trinitrotoluen	100	U	21,000	
				OU5-CTA-1A-5107(52C)-SBA(5-6)	6/18/2001	ug/kg	Nitrobenzene	100	U	3,900	
				OU5-CTA-1A-5107(52C)-SBA(5-6)	6/18/2001	ug/kg	Nitroglycerine	2500	U	46,000	
				OU5-CTA-1A-5107(52C)-SBA(5-6)	6/18/2001	ug/kg	Tetryl	100	U	78,000	
				OU5-CTA-1A-5107(52C)-SBA(5-6)	6/18/2001	mg/kg	Cyanide, Total	0.24	U	160	
				OU5-CTA-1A-5107(52C)-SBB(5-6)	6/18/2001	ug/kg	CVAA/CVAO	40	U	890	
				OU5-CTA-1A-5107(52C)-SBB(5-6)	6/18/2001	ug/kg	Sulfur Mustard	40	U	10	
				OU5-CTA-1A-5107(52C)-SBB(5-6)	6/18/2001	ug/kg	1,4-Dithiane	111	UL	78,000	
				OU5-CTA-1A-5107(52C)-SBB(5-6)	6/18/2001	ug/kg	1,4-Oxathiane	222	U	78,000	
				OU5-CTA-1A-5107(52C)-SBB(5-6)	6/18/2001	ug/kg	Thiodiglycol	554	U	39,100	
				OU5-CTA-1A-5107(52C)-SBB(5-6)	6/18/2001	ug/kg	2,4-Dinitrotoluene	100	U	16,000	
				OU5-CTA-1A-5107(52C)-SBB(5-6)	6/18/2001	ug/kg	2,6-Dinitrotoluene	100	U	7,800	
				OU5-CTA-1A-5107(52C)-SBB(5-6)	6/18/2001	ug/kg	2,4,6-Trinitrotoluen	100	U	21,000	
				OU5-CTA-1A-5107(52C)-SBB(5-6)	6/18/2001	ug/kg	Nitrobenzene	100	UL	3,900	
				OU5-CTA-1A-5107(52C)-SBB(5-6)	6/18/2001	ug/kg	Nitroglycerine	2500	U	46,000	
				OU5-CTA-1A-5107(52C)-SBB(5-6)	6/18/2001	ug/kg	Tetryl	100	U	78,000	
				OU5-CTA-1A-5107(52C)-SBB(5-6)	6/18/2001	mg/kg	Cyanide, Total	0.22	U	160	
CTA	**1A**	**13**	**5108 52nd Court**								**No**
				OU5-CTA-1A-5108(52C)-SBA(2-3)	11/6/2001	ug/kg	CVAA/CVAO	40	U	890	
				OU5-CTA-1A-5108(52C)-SBA(2-3)	11/6/2001	ug/kg	Sulfur Mustard	40	U	10	
				OU5-CTA-1A-5108(52C)-SBA(2-3)	11/6/2001	ug/kg	1,4-Dithiane	110.1	U	78,000	
				OU5-CTA-1A-5108(52C)-SBA(2-3)	11/6/2001	ug/kg	1,4-Oxathiane	220.3	U	78,000	
				OU5-CTA-1A-5108(52C)-SBA(2-3)	11/6/2001	ug/kg	Thiodiglycol	550	U	39,100	
				OU5-CTA-1A-5108(52C)-SBA(2-3)	11/6/2001	ug/kg	2,4-Dinitrotoluene	100	U	16,000	
				OU5-CTA-1A-5108(52C)-SBA(2-3)	11/6/2001	ug/kg	2,6-Dinitrotoluene	100	UJ	7,800	
				OU5-CTA-1A-5108(52C)-SBA(2-3)	11/6/2001	ug/kg	2,4,6-Trinitrotoluen	100	U	21,000	
				OU5-CTA-1A-5108(52C)-SBA(2-3)	11/6/2001	ug/kg	Nitrobenzene	100	U	3,900	

Area	Group	POI	Address	Sample ID	Sample Date	Units	Parameter	Result \1		Standard \3	Specialty boring associated with grid results?
				OU5-CTA-1A-5108(52C)-SBA(2-3)	11/6/2001	ug/kg	Nitroglycerine	2500	U	46,000	
				OU5-CTA-1A-5108(52C)-SBA(2-3)	11/6/2001	ug/kg	Tetryl	100	U	78,000	
				OU5-CTA-1A-5108(52C)-SBA(2-3)	11/6/2001	mg/kg	Cyanide, Total	0.166	U	160	
CTA	**1A**	**13**	**5110 52nd Court**								**No**
				OU5-CTA-1A-5110(52C)-SB(5-6)	6/21/2001	ug/kg	CVAA/CVAO	40	U	890	
				OU5-CTA-1A-5110(52C)-SB(5-6)	6/21/2001	ug/kg	Sulfur Mustard	40	U	10	
				OU5-CTA-1A-5110(52C)-SB(5-6)	6/21/2001	ug/kg	1,4-Dithiane	106	UL	78,000	
				OU5-CTA-1A-5110(52C)-SB(5-6)	6/21/2001	ug/kg	1,4-Oxathiane	212	U	78,000	
				OU5-CTA-1A-5110(52C)-SB(5-6)	6/21/2001	ug/kg	Thiodiglycol	531	U	39,100	
				OU5-CTA-1A-5110(52C)-SB(5-6)	6/21/2001	ug/kg	2,4-Dinitrotoluene	100	U	16,000	
				OU5-CTA-1A-5110(52C)-SB(5-6)	6/21/2001	ug/kg	2,6-Dinitrotoluene	100	U	7,800	
				OU5-CTA-1A-5110(52C)-SB(5-6)	6/21/2001	ug/kg	2,4,6-Trinitrotoluen	100	U	21,000	
				OU5-CTA-1A-5110(52C)-SB(5-6)	6/21/2001	ug/kg	Nitrobenzene	100	U	3,900	
				OU5-CTA-1A-5110(52C)-SB(5-6)	6/21/2001	ug/kg	Nitroglycerine	2500	UJ	46,000	
				OU5-CTA-1A-5110(52C)-SB(5-6)	6/21/2001	ug/kg	Tetryl	100	U	78,000	
				OU5-CTA-1A-5110(52C)-SB(5-6)	6/21/2001	mg/kg	Cyanide, Total	0.25	U	160	
CSA	**2**		**5110 Yuma Street**								**No**
				OU5-CSA-2-5110YS-SB(3-4)	7/26/2001	ug/kg	CVAA/CVAO	40	U	890	
				OU5-CSA-2-5110YS-SB(3-4)	7/26/2001	ug/kg	Sulfur Mustard	40	U	10	
				OU5-CSA-2-5110YS-SB(3-4)	7/26/2001	ug/kg	1,4-Dithiane	111	U	78,000	
				OU5-CSA-2-5110YS-SB(3-4)	7/26/2001	ug/kg	1,4-Oxathiane	223	U	78,000	
				OU5-CSA-2-5110YS-SB(3-4)	7/26/2001	ug/kg	Thiodiglycol	556	U	39,100	
				OU5-CSA-2-5110YS-SB(3-4)	7/26/2001	mg/kg	Cyanide, Total	0.18	U	160	
CSA	**2**		**5115 Yuma Street**								**No**
				OU5-CSA-2-5115YS-SB(3.5-4.5)	10/8/2001	ug/kg	CVAA/CVAO	40	U	890	
				OU5-CSA-2-5115YS-SB(3.5-4.5)	10/8/2001	ug/kg	Sulfur Mustard	40	U	10	
				OU5-CSA-2-5115YS-SB(3.5-4.5)	10/8/2001	ug/kg	1,4-Dithiane	133	U	78,000	
				OU5-CSA-2-5115YS-SB(3.5-4.5)	10/8/2001	ug/kg	1,4-Oxathiane	266	U	78,000	
				OU5-CSA-2-5115YS-SB(3.5-4.5)	10/8/2001	ug/kg	Thiodiglycol	666	U	39,100	
				OU5-CSA-2-5115YS-SB(3.5-4.5)	10/8/2001	mg/kg	Cyanide, Total	0.22	U	160	
				OU5-CSA-2-5115YS-SB-DUP10	10/8/2001	ug/kg	Sulfur Mustard	40	U	10	
CSA	**2**		**5116 Yuma Street**								**No**
				OU5-CSA-2-5116YS-SB(3.5-4.5)	3/26/2002	ug/kg	CVAA/CVAO	40	U	890	
				OU5-CSA-2-5116YS-SB(3.5-4.5)	3/26/2002	ug/kg	Sulfur Mustard	40	U	10	
				OU5-CSA-2-5116YS-SB(3.5-4.5)	3/26/2002	ug/kg	1,4-Dithiane	130	U	78,000	
				OU5-CSA-2-5116YS-SB(3.5-4.5)	3/26/2002	ug/kg	1,4-Oxathiane	260	U	78,000	

Area	Group	POI	Address	Sample ID	Sample Date	Units	Parameter	Result \1	Standard \3	Specialty boring associated with grid results?
				OU5-CSA-2-5116YS-SB(3.5-4.5)	3/26/2002	ug/kg	Thiodiglycol	650 U	39,100	
				OU5-CSA-2-5116YS-SB(3.5-4.5)	3/26/2002	mg/kg	Cyanide, Total	0.32 U	160	
CSA	2		5117 Albemarle Street							No
				OU5-CSA-2-5117AS-SB(3.5-4.5)	11/5/2001	ug/kg	CVAA/CVAO	40 U	890	
				OU5-CSA-2-5117AS-SB(3.5-4.5)	11/5/2001	ug/kg	Sulfur Mustard	40 U	10	
				OU5-CSA-2-5117AS-SB(3.5-4.5)	11/5/2001	ug/kg	1,4-Dithiane	111 U	78,000	
				OU5-CSA-2-5117AS-SB(3.5-4.5)	11/5/2001	ug/kg	1,4-Oxathiane	221 U	78,000	
				OU5-CSA-2-5117AS-SB(3.5-4.5)	11/5/2001	ug/kg	Thiodiglycol	553 U	39,100	
				OU5-CSA-2-5117AS-SB(3.5-4.5)	11/5/2001	mg/kg	Cyanide, Total	0.17 U	160	
CSA	2		5118 Yuma Street							No
				OU5-CSA-2-5118YS-SB(9-10)	10/8/2001	ug/kg	CVAA/CVAO	40 U	890	
				OU5-CSA-2-5118YS-SB(9-10)	10/8/2001	ug/kg	Sulfur Mustard	40 U	10	
				OU5-CSA-2-5118YS-SB(9-10)	10/8/2001	ug/kg	1,4-Dithiane	114 U	78,000	
				OU5-CSA-2-5118YS-SB(9-10)	10/8/2001	ug/kg	1,4-Oxathiane	229 U	78,000	
				OU5-CSA-2-5118YS-SB(9-10)	10/8/2001	ug/kg	Thiodiglycol	572 U	39,100	
				OU5-CSA-2-5118YS-SB(9-10)	10/8/2001	mg/kg	Cyanide, Total	0.2 U	160	
				OU5-CSA-2-5118YS-SB-DUP10	10/8/2001	ug/kg	1,4-Dithiane	114 U	78,000	
				OU5-CSA-2-5118YS-SB-DUP10	10/8/2001	ug/kg	1,4-Oxathiane	228 U	78,000	
				OU5-CSA-2-5118YS-SB-DUP10	10/8/2001	ug/kg	Thiodiglycol	569 U	39,100	
CSA	2		5121 Yuma Street							No
				OU5-CSA-2-5121YS-SB(3-4)	10/2/2001	ug/kg	CVAA/CVAO	40 U	890	
				OU5-CSA-2-5121YS-SB(3-4)	10/2/2001	ug/kg	Sulfur Mustard	40 U	10	
				OU5-CSA-2-5121YS-SB(3-4)	10/2/2001	ug/kg	1,4-Dithiane	113 U	78,000	
				OU5-CSA-2-5121YS-SB(3-4)	10/2/2001	ug/kg	1,4-Oxathiane	227 U	78,000	
				OU5-CSA-2-5121YS-SB(3-4)	10/2/2001	ug/kg	Thiodiglycol	567 U	39,100	
				OU5-CSA-2-5121YS-SB(3-4)	10/2/2001	mg/kg	Cyanide, Total	0.17 U	160	
CSA	2		5122 Yuma Street							No
				OU5-CSA-2-5122YS-SB(3-4)	8/29/2002	ug/kg	CVAA/CVAO	40 U \2	890	
				OU5-CSA-2-5122YS-SB(3-4)	8/29/2002	ug/kg	Sulfur Mustard	40 U \2	10	
				OU5-CSA-2-5122YS-SB(3-4)	8/29/2002	ug/kg	1,4-Dithiane	110 U \2	78,000	
				OU5-CSA-2-5122YS-SB(3-4)	8/29/2002	ug/kg	1,4-Oxathiane	230 U \2	78,000	
				OU5-CSA-2-5122YS-SB(3-4)	8/29/2002	ug/kg	Thiodiglycol	560 U \2	39,100	
				OU5-CSA-2-5122YS-SB(3-4)	8/29/2002	mg/kg	Cyanide, Total	0.17 U \2	160	
CSA	2		5123 Warren Place							No
				OU5-CSA-2-5123WP-SB(1-2)	10/22/2001	ug/kg	CVAA/CVAO	40 U	890	

Area	Group	POI	Address	Sample ID	Sample Date	Units	Parameter	Result \1	Standard \3	Specialty boring associated with grid results?
				OU5-CSA-2-5123WP-SB(1-2)	10/22/2001	ug/kg	Sulfur Mustard	40 U	10	
				OU5-CSA-2-5123WP-SB(1-2)	10/22/2001	ug/kg	1,4-Dithiane	110 U	78,000	
				OU5-CSA-2-5123WP-SB(1-2)	10/22/2001	ug/kg	1,4-Oxathiane	221 U	78,000	
				OU5-CSA-2-5123WP-SB(1-2)	10/22/2001	ug/kg	Thiodiglycol	550 U	39,100	
				OU5-CSA-2-5123WP-SB(1-2)	10/22/2001	mg/kg	Cyanide, Total	0.18 U	160	
CSA	***2***		***5133 Warren Place***							***No***
				OU5-CSA-2-5133WP-SB(3-4)	10/22/2001	ug/kg	CVAA/CVAO	40 U	890	
				OU5-CSA-2-5133WP-SB(3-4)	10/22/2001	ug/kg	Sulfur Mustard	40 U	10	
				OU5-CSA-2-5133WP-SB(3-4)	10/22/2001	ug/kg	1,4-Dithiane	111 U	78,000	
				OU5-CSA-2-5133WP-SB(3-4)	10/22/2001	ug/kg	1,4-Oxathiane	222 U	78,000	
				OU5-CSA-2-5133WP-SB(3-4)	10/22/2001	ug/kg	Thiodiglycol	560 U	39,100	
				OU5-CSA-2-5133WP-SB(3-4)	10/22/2001	mg/kg	Cyanide, Total	0.19 U	160	
CSA	***2***		***5133 Yuma Street***							***No***
				OU5-CSA-2-5133YS-SB(2-3)	7/25/2001	ug/kg	CVAA/CVAO	40 U	890	
				OU5-CSA-2-5133YS-SB(2-3)	7/25/2001	ug/kg	Sulfur Mustard	40 U	10	
				OU5-CSA-2-5133YS-SB(2-3)	7/25/2001	ug/kg	1,4-Dithiane	109 U	78,000	
				OU5-CSA-2-5133YS-SB(2-3)	7/25/2001	ug/kg	1,4-Oxathiane	218 U	78,000	
				OU5-CSA-2-5133YS-SB(2-3)	7/25/2001	ug/kg	Thiodiglycol	544 U	39,100	
				OU5-CSA-2-5133YS-SB(2-3)	7/25/2001	mg/kg	Cyanide, Total	0.2	160	
CTA	***1B***	***38***	***5163 Tilden Street***							***No***
				OU5-CTA-1B-5163TS-SB(9-10)	6/19/2001	ug/kg	2,4-Dinitrotoluene	100 U	16,000	
				OU5-CTA-1B-5163TS-SB(9-10)	6/19/2001	ug/kg	2,6-Dinitrotoluene	100 U	7,800	
				OU5-CTA-1B-5163TS-SB(9-10)	6/19/2001	ug/kg	2,4,6-Trinitrotoluen	100 U	21,000	
				OU5-CTA-1B-5163TS-SB(9-10)	6/19/2001	ug/kg	Nitrobenzene	100 UL	3,900	
				OU5-CTA-1B-5163TS-SB(9-10)	6/19/2001	ug/kg	Nitroglycerine	2500 U	46,000	
				OU5-CTA-1B-5163TS-SB(9-10)	6/19/2001	ug/kg	Tetryl	100 U	78,000	
CTA	***1B***	***38***	***5169 Tilden Street***							***No***
				OU5-CTA-1B-5169TS-SB(5-6)	6/26/2001	ug/kg	2,4-Dinitrotoluene	100 U	16,000	
				OU5-CTA-1B-5169TS-SB(5-6)	6/26/2001	ug/kg	2,6-Dinitrotoluene	100 U	7,800	
				OU5-CTA-1B-5169TS-SB(5-6)	6/26/2001	ug/kg	2,4,6-Trinitrotoluen	100 U	21,000	
				OU5-CTA-1B-5169TS-SB(5-6)	6/26/2001	ug/kg	Nitrobenzene	100 U	3,900	
				OU5-CTA-1B-5169TS-SB(5-6)	6/26/2001	ug/kg	Nitroglycerine	2500 UJ	46,000	
				OU5-CTA-1B-5169TS-SB(5-6)	6/26/2001	ug/kg	Tetryl	100 U	78,000	
CTA	***1C***	***38***	***5170 Tilden Street***							***No***
				OU5-CTA-1C-5170TS-SB(7-8)	8/22/2001	ug/kg	2,4-Dinitrotoluene	100 U	16,000	

Area	Group	POI	Address	Sample ID	Sample Date	Units	Parameter	Result \1		Standard \3	Specialty boring associated with grid results?
				OU5-CTA-1C-5170TS-SB(7-8)	8/22/2001	ug/kg	2,6-Dinitrotoluene	100	U	7,800	
				OU5-CTA-1C-5170TS-SB(7-8)	8/22/2001	ug/kg	2,4,6-Trinitrotoluen	100	U	21,000	
				OU5-CTA-1C-5170TS-SB(7-8)	8/22/2001	ug/kg	Nitrobenzene	100	U	3,900	
				OU5-CTA-1C-5170TS-SB(7-8)	8/22/2001	ug/kg	Nitroglycerine	2500	UL	46,000	
				OU5-CTA-1C-5170TS-SB(7-8)	8/22/2001	ug/kg	Tetryl	100	U	78,000	
CTA	***1B***	***38***	***5175 Tilden Street***								***No***
				OU5-CTA-1B-5175(TS)-SB(5-6)	7/17/2001	ug/kg	2,4-Dinitrotoluene	100	U	16,000	
				OU5-CTA-1B-5175(TS)-SB(5-6)	7/17/2001	ug/kg	2,6-Dinitrotoluene	100	U	7,800	
				OU5-CTA-1B-5175(TS)-SB(5-6)	7/17/2001	ug/kg	2,4,6-Trinitrotoluen	100	U	21,000	
				OU5-CTA-1B-5175(TS)-SB(5-6)	7/17/2001	ug/kg	Nitrobenzene	100	U	3,900	
				OU5-CTA-1B-5175(TS)-SB(5-6)	7/17/2001	ug/kg	Nitroglycerine	2500	U	46,000	
				OU5-CTA-1B-5175(TS)-SB(5-6)	7/17/2001	ug/kg	Tetryl	100	U	78,000	
CTA	***1B***	***39***	***5212 Upton Terrace***								***No***
				OU5-CTA-1B-5212(UT)-(5-6)	7/12/2001	ug/kg	CVAA/CVAO	40	U	890	
				OU5-CTA-1B-5212(UT)-(5-6)	7/12/2001	ug/kg	Sulfur Mustard	40	U	10	
				OU5-CTA-1B-5212(UT)-(5-6)	7/12/2001	ug/kg	1,4-Dithiane	111	UL	78,000	
				OU5-CTA-1B-5212(UT)-(5-6)	7/12/2001	ug/kg	1,4-Oxathiane	222	U	78,000	
				OU5-CTA-1B-5212(UT)-(5-6)	7/12/2001	ug/kg	Thiodiglycol	554	U	39,100	
				OU5-CTA-1B-5212(UT)-(5-6)	7/12/2001	ug/kg	2,4-Dinitrotoluene	100	U	16,000	
				OU5-CTA-1B-5212(UT)-(5-6)	7/12/2001	ug/kg	2,6-Dinitrotoluene	100	U	7,800	
				OU5-CTA-1B-5212(UT)-(5-6)	7/12/2001	ug/kg	2,4,6-Trinitrotoluen	100	U	21,000	
				OU5-CTA-1B-5212(UT)-(5-6)	7/12/2001	ug/kg	Nitrobenzene	100	U	3,900	
				OU5-CTA-1B-5212(UT)-(5-6)	7/12/2001	ug/kg	Nitroglycerine	2500	U	46,000	
				OU5-CTA-1B-5212(UT)-(5-6)	7/12/2001	ug/kg	Tetryl	100	U	78,000	
				OU5-CTA-1B-5212(UT)-(5-6)	7/12/2001	mg/kg	Cyanide, Total	0.18	U	160	
CSA	***5***		***Friendship Park 45th Street, Lot 16***								***No***
				OU5-CSA-5-L16-SBA(3.5-4.5)	1/3/2002	ug/kg	CVAA/CVAO	40	U	890	
				OU5-CSA-5-L16-SBA(3.5-4.5)	1/3/2002	ug/kg	Sulfur Mustard	40	U	10	
				OU5-CSA-5-L16-SBA(3.5-4.5)	1/3/2002	ug/kg	1,4-Dithiane	118.3	U	78,000	
				OU5-CSA-5-L16-SBA(3.5-4.5)	1/3/2002	ug/kg	1,4-Oxathiane	236.7	U	78,000	
				OU5-CSA-5-L16-SBA(3.5-4.5)	1/3/2002	ug/kg	Thiodiglycol	590	U	39,100	
				OU5-CSA-5-L16-SBA(3.5-4.5)	1/3/2002	mg/kg	Cyanide, Total	0.279	U	160	
				OU5-CSA-5-L16-SBB(4-5)	1/3/2002	ug/kg	CVAA/CVAO	40	U	890	
				OU5-CSA-5-L16-SBB(4-5)	1/3/2002	ug/kg	Sulfur Mustard	40	U	10	
				OU5-CSA-5-L16-SBB(4-5)	1/3/2002	ug/kg	1,4-Dithiane	120.5	U	78,000	
				OU5-CSA-5-L16-SBB(4-5)	1/3/2002	ug/kg	1,4-Oxathiane	241	U	78,000	

Area	Group	POI	Address	Sample ID	Sample Date	Units	Parameter	Result \1		Standard \3	Specialty boring associated with grid results?
				OU5-CSA-5-L16-SBB(4-5)	1/3/2002	ug/kg	Thiodiglycol	600	U	39,100	
				OU5-CSA-5-L16-SBB(4-5)	1/3/2002	mg/kg	Cyanide, Total	0.287	U	160	
CSA	**5**		**Friendship Park 45th Street, Lot 18**								**No**
				OU5-CSA-5-L18-SB(5.5-6.5)	1/3/2002	ug/kg	CVAA/CVAO	40	U	890	
				OU5-CSA-5-L18-SB(5.5-6.5)	1/3/2002	ug/kg	Sulfur Mustard	40	U	10	
				OU5-CSA-5-L18-SB(5.5-6.5)	1/3/2002	ug/kg	1,4-Dithiane	129	U	78,000	
				OU5-CSA-5-L18-SB(5.5-6.5)	1/3/2002	ug/kg	1,4-Oxathiane	257.4	U	78,000	
				OU5-CSA-5-L18-SB(5.5-6.5)	1/3/2002	ug/kg	Thiodiglycol	640	U	39,100	
				OU5-CSA-5-L18-SB(5.5-6.5)	1/3/2002	mg/kg	Cyanide, Total	0.298	U	160	
CSA	**5**		**Friendship Park 45th Street, Lot 19**								**No**
				OU5-CSA-5-L19-SB(7.5-8.5)	1/3/2002	ug/kg	CVAA/CVAO	40	U	890	
				OU5-CSA-5-L19-SB(7.5-8.5)	1/3/2002	ug/kg	Sulfur Mustard	40	U	10	
				OU5-CSA-5-L19-SB(7.5-8.5)	1/3/2002	ug/kg	1,4-Dithiane	125	U	78,000	
				OU5-CSA-5-L19-SB(7.5-8.5)	1/3/2002	ug/kg	1,4-Oxathiane	250	U	78,000	
				OU5-CSA-5-L19-SB(7.5-8.5)	1/3/2002	ug/kg	Thiodiglycol	630	U	39,100	
				OU5-CSA-5-L19-SB(7.5-8.5)	1/3/2002	mg/kg	Cyanide, Total	0.292	U	160	
CSA	**5**		**Friendship Park 45th Street, Lot 2**								**No**
				OU5-CSA-5-L2-SB(3-4)	1/4/2002	ug/kg	CVAA/CVAO	40	U	890	
				OU5-CSA-5-L2-SB(3-4)	1/4/2002	ug/kg	Sulfur Mustard	40	U	10	
				OU5-CSA-5-L2-SB(3-4)	1/4/2002	ug/kg	1,4-Dithiane	127.6	U	78,000	
				OU5-CSA-5-L2-SB(3-4)	1/4/2002	ug/kg	1,4-Oxathiane	255.1	U	78,000	
				OU5-CSA-5-L2-SB(3-4)	1/4/2002	ug/kg	Thiodiglycol	640	U	39,100	
				OU5-CSA-5-L2-SB(3-4)	1/4/2002	mg/kg	Cyanide, Total	0.223	U	160	
CSA	**5**		**Friendship Park 45th Street, Lot 21**								**No**
				OU5-CSA-5-L21-SB(3.5-4.5)	1/3/2002	ug/kg	CVAA/CVAO	40	U	890	
				OU5-CSA-5-L21-SB(3.5-4.5)	1/3/2002	ug/kg	Sulfur Mustard	40	U	10	
				OU5-CSA-5-L21-SB(3.5-4.5)	1/3/2002	ug/kg	1,4-Dithiane	112.5	U	78,000	
				OU5-CSA-5-L21-SB(3.5-4.5)	1/3/2002	ug/kg	1,4-Oxathiane	225	U	78,000	
				OU5-CSA-5-L21-SB(3.5-4.5)	1/3/2002	ug/kg	Thiodiglycol	560	U	39,100	
				OU5-CSA-5-L21-SB(3.5-4.5)	1/3/2002	mg/kg	Cyanide, Total	0.276	U	160	
CSA	**5**		**Friendship Park 45th Street, Lot 25**								**No**
				OU5-CSA-5-L25-SBA(1.5-2.5)	1/4/2002	ug/kg	CVAA/CVAO	40	U	890	
				OU5-CSA-5-L25-SBA(1.5-2.5)	1/4/2002	ug/kg	Sulfur Mustard	40	U	10	
				OU5-CSA-5-L25-SBA(1.5-2.5)	1/4/2002	ug/kg	1,4-Dithiane	117.8	U	78,000	
				OU5-CSA-5-L25-SBA(1.5-2.5)	1/4/2002	ug/kg	1,4-Oxathiane	235.6	U	78,000	

Area	Group	POI	Address	Sample ID	Sample Date	Units	Parameter	Result \1		Standard \3	Specialty boring associated with grid results?
				OU5-CSA-5-L25-SBA(1.5-2.5)	1/4/2002	ug/kg	Thiodiglycol	590	U	39,100	
				OU5-CSA-5-L25-SBA(1.5-2.5)	1/4/2002	mg/kg	Cyanide, Total	0.188	U	160	
				OU5-CSA-5-L25-SBB(1.5-2.5)	1/4/2002	ug/kg	CVAA/CVAO	40	U	890	
				OU5-CSA-5-L25-SBB(1.5-2.5)	1/4/2002	ug/kg	Sulfur Mustard	40	U	10	
				OU5-CSA-5-L25-SBB(1.5-2.5)	1/4/2002	ug/kg	1,4-Dithiane	114.5	U	78,000	
				OU5-CSA-5-L25-SBB(1.5-2.5)	1/4/2002	ug/kg	1,4-Oxathiane	229.1	U	78,000	
				OU5-CSA-5-L25-SBB(1.5-2.5)	1/4/2002	ug/kg	Thiodiglycol	570	U	39,100	
				OU5-CSA-5-L25-SBB(1.5-2.5)	1/4/2002	mg/kg	Cyanide, Total	0.171	U	160	
				OU5-CSA-5-L25-SBC(2-3)	1/4/2002	ug/kg	CVAA/CVAO	40	U	890	
				OU5-CSA-5-L25-SBC(2-3)	1/4/2002	ug/kg	Sulfur Mustard	40	U	10	
				OU5-CSA-5-L25-SBC(2-3)	1/4/2002	ug/kg	1,4-Dithiane	116.7	U	78,000	
				OU5-CSA-5-L25-SBC(2-3)	1/4/2002	ug/kg	1,4-Oxathiane	233.4	U	78,000	
				OU5-CSA-5-L25-SBC(2-3)	1/4/2002	ug/kg	Thiodiglycol	580	U	39,100	
				OU5-CSA-5-L25-SBC(2-3)	1/4/2002	mg/kg	Cyanide, Total	0.18	U	160	
CSA	***5***		***Friendship Park 45th Street, Lot 5***								***No***
				OU5-CSA-5-L5-SB(2-3)	1/4/2002	ug/kg	CVAA/CVAO	40	U	890	
				OU5-CSA-5-L5-SB(2-3)	1/4/2002	ug/kg	Sulfur Mustard	40	U	10	
				OU5-CSA-5-L5-SB(2-3)	1/4/2002	ug/kg	1,4-Dithiane	122.5	U	78,000	
				OU5-CSA-5-L5-SB(2-3)	1/4/2002	ug/kg	1,4-Oxathiane	245.1	U	78,000	
				OU5-CSA-5-L5-SB(2-3)	1/4/2002	ug/kg	Thiodiglycol	610	U	39,100	
				OU5-CSA-5-L5-SB(2-3)	1/4/2002	mg/kg	Cyanide, Total	0.195	U	160	
CSA	***5***		***Van Ness Reservoir 45th Street, Lot 15***								***No***
				OU5-CSA-5-L15-SB(2-3)	8/16/2001	ug/kg	CVAA/CVAO	40	U	890	
				OU5-CSA-5-L15-SB(2-3)	8/16/2001	ug/kg	Sulfur Mustard	40	U	10	
				OU5-CSA-5-L15-SB(2-3)	8/16/2001	ug/kg	1,4-Dithiane	112	U	78,000	
				OU5-CSA-5-L15-SB(2-3)	8/16/2001	ug/kg	1,4-Oxathiane	224	U	78,000	
				OU5-CSA-5-L15-SB(2-3)	8/16/2001	ug/kg	Thiodiglycol	561	U	39,100	
				OU5-CSA-5-L15-SB(2-3)	8/16/2001	mg/kg	Cyanide, Total	0.18	U	160	
CSA	***13***		***Wash. Aqueduct , Lot 15***								***Yes***
				OU5-CSA-13-L15-SB(3-4)	2/13/2002	ug/kg	CVAA/CVAO	40	U	890	
				OU5-CSA-13-L15-SB(3-4)	2/13/2002	ug/kg	Sulfur Mustard	40	U	10	
				OU5-CSA-13-L15-SB(3-4)	2/13/2002	ug/kg	1,4-Dithiane	130	U	78,000	
				OU5-CSA-13-L15-SB(3-4)	2/13/2002	ug/kg	1,4-Oxathiane	260	U	78,000	
				OU5-CSA-13-L15-SB(3-4)	2/13/2002	ug/kg	Thiodiglycol	650	U	39,100	
				OU5-CSA-13-L15-SB(3-4)	2/13/2002	mg/kg	Cyanide, Total	0.2	U	160	

Area	Group	POI	Address	Sample ID	Sample Date	Units	Parameter	Result \1	Standard \3	Specialty boring associated with grid results?
CSA	13		Wash. Aqueduct , Lot 39							No
				OU5-CSA-13-L39-SB(3.5-4.5)	8/9/2001	ug/kg	CVAA/CVAO	40 U	890	
				OU5-CSA-13-L39-SB(3.5-4.5)	8/9/2001	ug/kg	Sulfur Mustard	40 U	10	
				OU5-CSA-13-L39-SB(3.5-4.5)	8/9/2001	ug/kg	1,4-Dithiane	108 U	78,000	
				OU5-CSA-13-L39-SB(3.5-4.5)	8/9/2001	ug/kg	1,4-Oxathiane	217 U	78,000	
				OU5-CSA-13-L39-SB(3.5-4.5)	8/9/2001	ug/kg	Thiodiglycol	542 U	39,100	
				OU5-CSA-13-L39-SB(3.5-4.5)	8/9/2001	mg/kg	Cyanide, Total	0.18 U	160	
CSA	13		Wash. Aqueduct , Lot 41							No
				OU5-CSA-13-L41-SB(4-5)	8/2/2001	ug/kg	CVAA/CVAO	40 U	890	
				OU5-CSA-13-L41-SB(4-5)	8/2/2001	ug/kg	Sulfur Mustard	40 U	10	
				OU5-CSA-13-L41-SB(4-5)	8/2/2001	ug/kg	1,4-Dithiane	113 U	78,000	
				OU5-CSA-13-L41-SB(4-5)	8/2/2001	ug/kg	1,4-Oxathiane	227 U	78,000	
				OU5-CSA-13-L41-SB(4-5)	8/2/2001	ug/kg	Thiodiglycol	567 U	39,100	
				OU5-CSA-13-L41-SB(4-5)	8/2/2001	mg/kg	Cyanide, Total	0.18 U	160	
CSA	13		Wash. Aqueduct , Lot 44							No
				OU5-CSA-13-L44-SB(4-5)	8/9/2001	ug/kg	CVAA/CVAO	40 U	890	
				OU5-CSA-13-L44-SB(4-5)	8/9/2001	ug/kg	Sulfur Mustard	40 U	10	
				OU5-CSA-13-L44-SB(4-5)	8/9/2001	ug/kg	1,4-Dithiane	109 U	78,000	
				OU5-CSA-13-L44-SB(4-5)	8/9/2001	ug/kg	1,4-Oxathiane	218 U	78,000	
				OU5-CSA-13-L44-SB(4-5)	8/9/2001	ug/kg	Thiodiglycol	546 U	39,100	
				OU5-CSA-13-L44-SB(4-5)	8/9/2001	mg/kg	Cyanide, Total	0.15 U	160	
CSA	13		Wash. Aqueduct , Lot 46							No
				OU5-CSA-13-L46-SB(2.5-3.5)	8/2/2001	ug/kg	CVAA/CVAO	40 U	890	
				OU5-CSA-13-L46-SB(2.5-3.5)	8/2/2001	ug/kg	Sulfur Mustard	40 U	10	
				OU5-CSA-13-L46-SB(2.5-3.5)	8/2/2001	ug/kg	1,4-Dithiane	116 U	78,000	
				OU5-CSA-13-L46-SB(2.5-3.5)	8/2/2001	ug/kg	1,4-Oxathiane	231 U	78,000	
				OU5-CSA-13-L46-SB(2.5-3.5)	8/2/2001	ug/kg	Thiodiglycol	578 U	39,100	
				OU5-CSA-13-L46-SB(2.5-3.5)	8/2/2001	mg/kg	Cyanide, Total	0.18 U	160	
				OU5-CSA-13-L46-SB-DUP05	8/2/2001	ug/kg	1,4-Dithiane	135 U	78,000	
				OU5-CSA-13-L46-SB-DUP05	8/2/2001	ug/kg	1,4-Oxathiane	271 U	78,000	
				OU5-CSA-13-L46-SB-DUP05	8/2/2001	ug/kg	Thiodiglycol	677 U	39,100	
CSA	13		Wash. Aqueduct , Lot 47							No
				OU5-CSA-13-L47-SB(4-5)	8/2/2001	ug/kg	CVAA/CVAO	40 U	890	
				OU5-CSA-13-L47-SB(4-5)	8/2/2001	ug/kg	Sulfur Mustard	40 U	10	
				OU5-CSA-13-L47-SB(4-5)	8/2/2001	ug/kg	1,4-Dithiane	127 UL	78,000	

Area	Group	POI	Address	Sample ID	Sample Date	Units	Parameter	Result \1		Standard \3	Specialty boring associated with grid results?
				OU5-CSA-13-L47-SB(4-5)	8/2/2001	ug/kg	1,4-Oxathiane	254	UL	78,000	
				OU5-CSA-13-L47-SB(4-5)	8/2/2001	ug/kg	Thiodiglycol	634	U	39,100	
				OU5-CSA-13-L47-SB(4-5)	8/2/2001	mg/kg	Cyanide, Total	0.21	U	160	
				OU5-CSA-13-L47-SB-DUP04	8/2/2001	ug/kg	CVAA/CVAO	40	U	890	
CSA	**13**		**Wash. Aqueduct , Lot 5**								**No**
				OU5-CSA-13-L5-SB(2-3)	8/16/2001	ug/kg	CVAA/CVAO	40	U	890	
				OU5-CSA-13-L5-SB(2-3)	8/16/2001	ug/kg	Sulfur Mustard	40	U	10	
				OU5-CSA-13-L5-SB(2-3)	8/16/2001	ug/kg	1,4-Dithiane	113	U	78,000	
				OU5-CSA-13-L5-SB(2-3)	8/16/2001	ug/kg	1,4-Oxathiane	226	U	78,000	
				OU5-CSA-13-L5-SB(2-3)	8/16/2001	ug/kg	Thiodiglycol	566	U	39,100	
				OU5-CSA-13-L5-SB(2-3)	8/16/2001	mg/kg	Cyanide, Total	0.17	U	160	
CSA	**13**		**Wash. Aqueduct , Lot 51**								**No**
				OU5-CSA-13-L51-SB(5-6)	8/2/2001	ug/kg	CVAA/CVAO	40	U	890	
				OU5-CSA-13-L51-SB(5-6)	8/2/2001	ug/kg	Sulfur Mustard	40	U	10	
				OU5-CSA-13-L51-SB(5-6)	8/2/2001	ug/kg	1,4-Dithiane	123	U	78,000	
				OU5-CSA-13-L51-SB(5-6)	8/2/2001	ug/kg	1,4-Oxathiane	246	U	78,000	
				OU5-CSA-13-L51-SB(5-6)	8/2/2001	ug/kg	Thiodiglycol	614	U	39,100	
				OU5-CSA-13-L51-SB(5-6)	8/2/2001	mg/kg	Cyanide, Total	0.21	U	160	
				OU5-CSA-13-L51-SB-DUP05	8/2/2001	ug/kg	Sulfur Mustard	40	U	10	
CSA	**13**		**Wash. Aqueduct , Lot 71**								**No**
				OU5-CSA-13-L71-SB(9-10)	8/9/2001	ug/kg	CVAA/CVAO	40	U	890	
				OU5-CSA-13-L71-SB(9-10)	8/9/2001	ug/kg	Sulfur Mustard	40	U	10	
				OU5-CSA-13-L71-SB(9-10)	8/9/2001	ug/kg	1,4-Dithiane	109	U	78,000	
				OU5-CSA-13-L71-SB(9-10)	8/9/2001	ug/kg	1,4-Oxathiane	218	U	78,000	
				OU5-CSA-13-L71-SB(9-10)	8/9/2001	ug/kg	Thiodiglycol	546	U	39,100	
				OU5-CSA-13-L71-SB(9-10)	8/9/2001	mg/kg	Cyanide, Total	0.17	U	160	
				OU5-CSA-13-L71-SB-DUP06	8/9/2001	ug/kg	1,4-Dithiane	110	U	78,000	
				OU5-CSA-13-L71-SB-DUP06	8/9/2001	ug/kg	1,4-Oxathiane	219	U	78,000	
				OU5-CSA-13-L71-SB-DUP06	8/9/2001	ug/kg	Thiodiglycol	548	U	39,100	

Area	Group	POI	Address	Sample ID	Sample Date	Units	Parameter	Result \1	Standard \3	Specialty boring associated with grid results?

\1 Data Validation Qualifiers

Data validation was conducted in accordance with EPA Region III modifications to the EPA's National Functional Guidelines for data validation. Per these guidelines, data with any of the following qualifiers is still considered usable for most decision-making purposes, including risk assessment.

U *The compound was analyzed for and is not present. The associated numerical value (Practical Quantitation Limit - PQL) indicates the approximate concentration necessary to quantify the compound in the sample. In other words, the chemical level in the sample is below the level shown, which is the minimum the testing technique could have detected in the sample.*

J *The compound was detected in the sample, but the reported result is "estimated" (could not be accurately quantified) either because the reported value is less than the PQL or at least one minor Quality Control (QC) problem was found during validation. Data with a "J" qualifier is considered usable for most decision-making purposes, including risk assessment. Therefore, one should not be concerned about the "estimated" or "J" flag assigned to the sample result. The "J" qualifier may be combined with the "K" (high bias) or "L" (low bias) qualifier when the bias resulting from a minor QA/QC problem can be determined. When combined (with the "K" or "L" qualifier, the "J" qualifier indicates the reported value is less than the PQL.*

UJ *A combination of the "U" and "J" flags. The compound was analyzed for but was not detected. The PQL limit has been qualified as estimated due to a QC anomaly.*

D *The analyte was detected in the sample. The result is reported from the diluted sample run. The original analysis of the sample required a dilution either because of matrix interferences in the sample or concentration above the calibration range for the method. The sample was rerun at a dilution to obtain a more reliable result. The reported result has been adjusted to reflect the dilution factor. The reported result should be considered "estimated" and usable for most decision-making purposes, including risk assessment.*

DJ *The J flag attached to the D indicates the result is either less than the PQL or at least one minor quality control problem was found during validation. The reported result should be considered "estimated" and usable for most decision-making purposes, including risk assessment.*

K *The analyte was detected in the sample. The reported result is considered estimated and may be biased high due to a minor QA/QC problem. The true concentration of arsenic present in the sample may be lower than the reported result. The data is considered "estimated" and usable for most decision-making purposes, including risk assessment.*

L *The analyte was detected in the sample. The reported result is considered estimated and may be biased low due to a minor QA/QC problem. The true concentration of arsenic present in the sample may be higher than the reported result. The data is considered estimated and usable for most decision-making purposes, including risk assessment.*

UL *A combination of the "U" and "L" flags. The compound was analyzed for but was not detected. The PQL has been qualified as estimated (biased low) due to a QC anomaly.*

B *This flag indicates the reported result is greater than the method detection level (MDL) but less than 5 times (5X) the amount found in an associated field or laboratory blank. The reported result should be considered "estimated" and may be biased high due to the blank contamination. The true concentration of arsenic in the sample may be lower than the reported result. This qualifier may be combined with the "J" qualifier to indicate the reported value is less than the PQL.*

\2 For this sample please refer to validation report No. 11 for detailed explanation of any data qualifier.

Area	Group	POI	Address	Sample ID	Sample Date	Units	Parameter	Result \1	Standard \3	Specialty boring associated with grid results?

\3 Standard

The results for these chemicals are compared to a standard as an indication of unacceptable health risk. For most chemicals, the standard is the US Environmental Protection Agency's published Risk-Based Concentrations (RBCs). However, RBCs were specifically calculated for the 1995 Remedial Investigation for three compounds that did not have published EPA RBCs. Those are CVAA/CVAO, Thiodiglycol, and 1,4-Oxathiane. In accordance with standard practice, the RBC for those chemicals that are non-carcinogens is adjusted downward by a factor of 10 to account for the cumulative effect of several compounds possibly present in a sample. For Sulfur Mustard, the standard shown is the US Army Center for Health Promotion and Preventive Medicine (USACHPPM) Health-Based Environmental Screening Level (HBESL).

ARSENIC GRID SAMPLING RESULTS

ORGANIZATION PAGE

This section contains:

- Organization Page
- Site Grid Map (Overview)
- Site-specific Grid Maps
- Lot Key
- Data Tables

This section presents the validated results of the arsenic grid sampling for Operable Units 4 and 5. This includes all sites (residences and lots) sampled through September 30, 2003. Approximately 99% of all sites that exceeded the screening criteria had been sampled through that date.

The Site Grid Map (Overview) on the next page allows for the general location of a site based on its street address, name, and grouping number. Site-specific maps are also included for each grid sampled site. The data tables are ordered numerically by house number. The sample name indicates the general location on the Site Grid map as well as individual grid locations on the site-specific map. For example:

OU5-CTA-1C-9999FR (40, 120) is a site within OU-5, Geographical Group 1C, house number 9999, Fordham Road. The actual sampled grid is located at x=40 and y=120 on the site-specific map.

For lots (undeveloped areas, parking lots, parks, etc.), a Lot Key is provided at the front of the data tables to locate the site.

The specific location of the sites within Spring Valley can also be found on the large fold out Overview Map located in the pouch at the back of the binder.

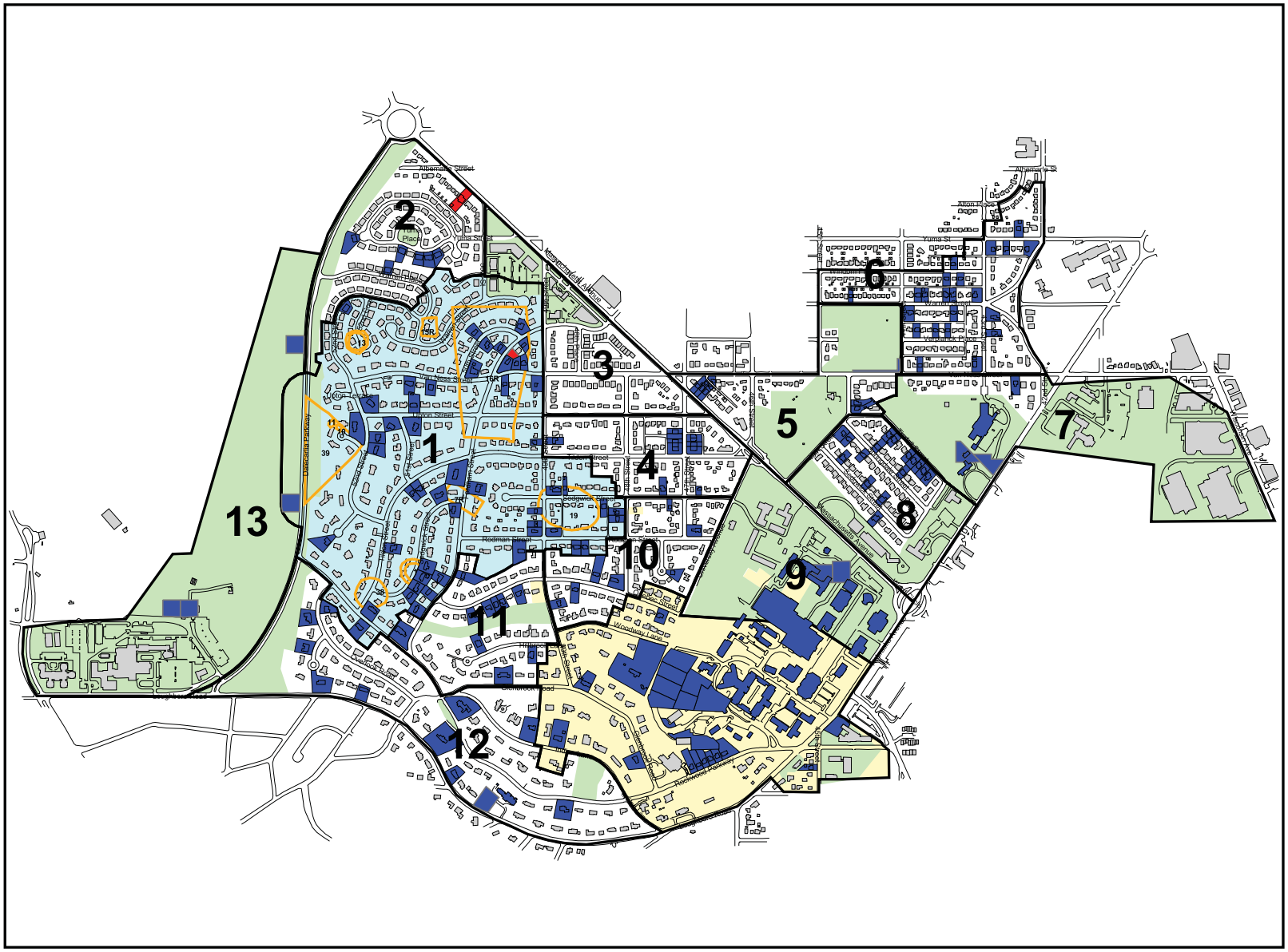
1
2
3
4
5
6
7
8
9
10
11
12
13
Massachusetts Avenue
Nebraska Avenue
Wisconsin Avenue
Nebraska Avenue
Yuma St
Alton Pl
Albemarle Street
Van Ness Street
Tilden Street
Upton Street
Rodman Street
Sedgwick Street
Woodway Lane
Hesketh Street
Davenport Street
Cathedral Avenue
Wisconsin Circle
Connecticut Avenue
Rockwood Parkway
Reservoir Road
Foxhall Road
Dalecarlia Parkway
Canal Road
Chesapeake Street
Loughboro Road
Glenbrook Road
Massachusetts Avenue
Nebraska Avenue
Wisconsin Avenue
Ellicott Street
Fessenden Street
Jenifer Street
Macomb Street
Newark Street
Ordway Street
Quebec Place
Upton Street
Van Ness Street
Yuma Street
Wisconsin Circle
Wisconsin Place
Wisconsin Place
Wisconsin Place

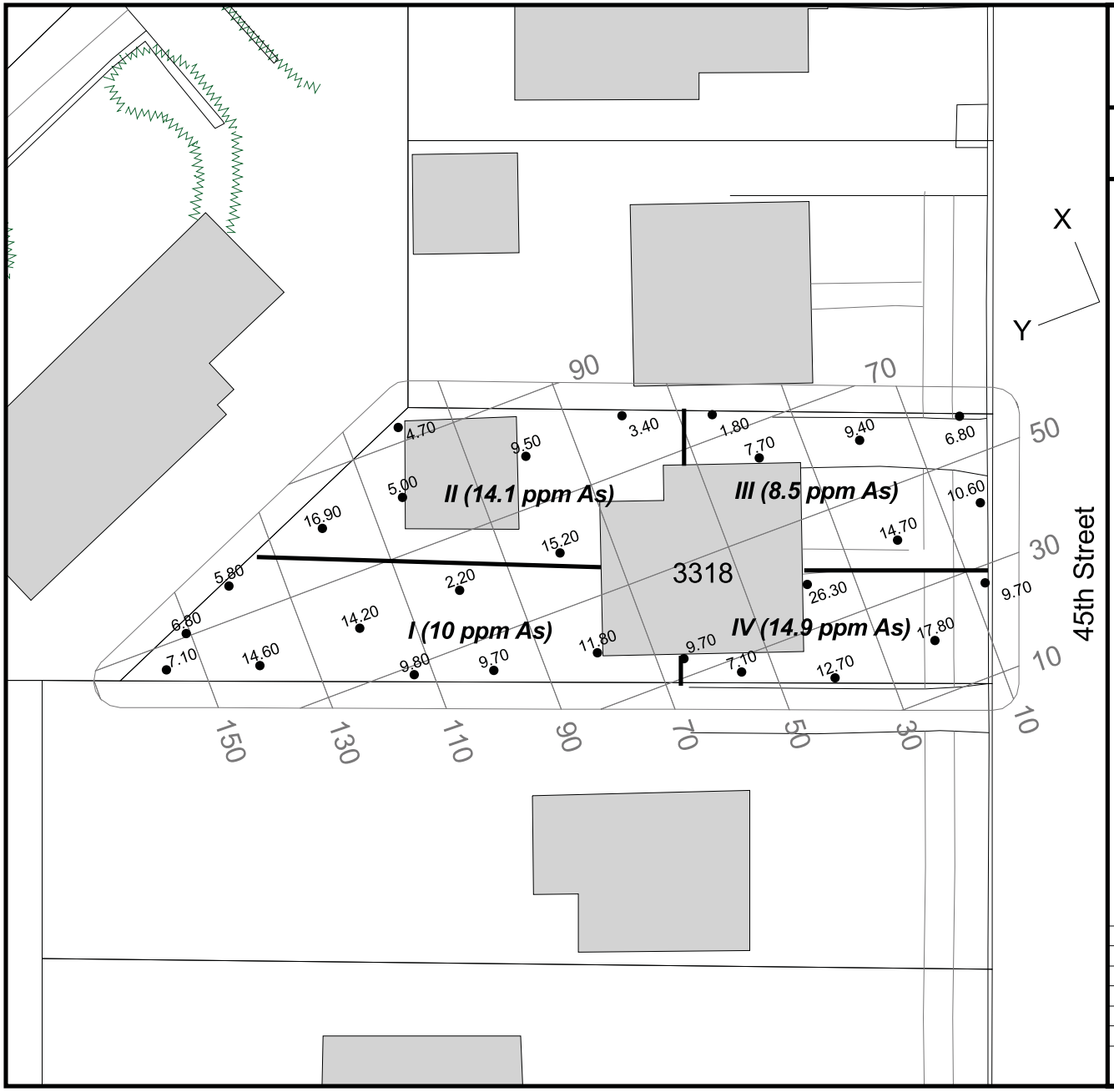

Final Grid Sampling Results
3318 45th St (OU-4)

Spring Valley Operable Unit 5
Washington D.C.

Legend

- Sample Points
- 20' Grid
- Retaining Wall
- Free Standing Wall
- Fence
- Hedge
- Sidewalk
- Roads
- Driveway
- Buildings
- Parcels

Quadrant or Half Sampling Data Indicated by Roman Numerals and Parentheses

Half Sampled on 4/13/01
Grid Sampled on 9/5/02

30 0 30 Feet

1 inch = 30 feet

Scale:	1 : 360
Created By:	Parsons
File:	Y:\Projects\Fed\Usace\springva\springva.apr
Date:	02/05/2003
Figure Number:	
Page Number:	

PARSONS

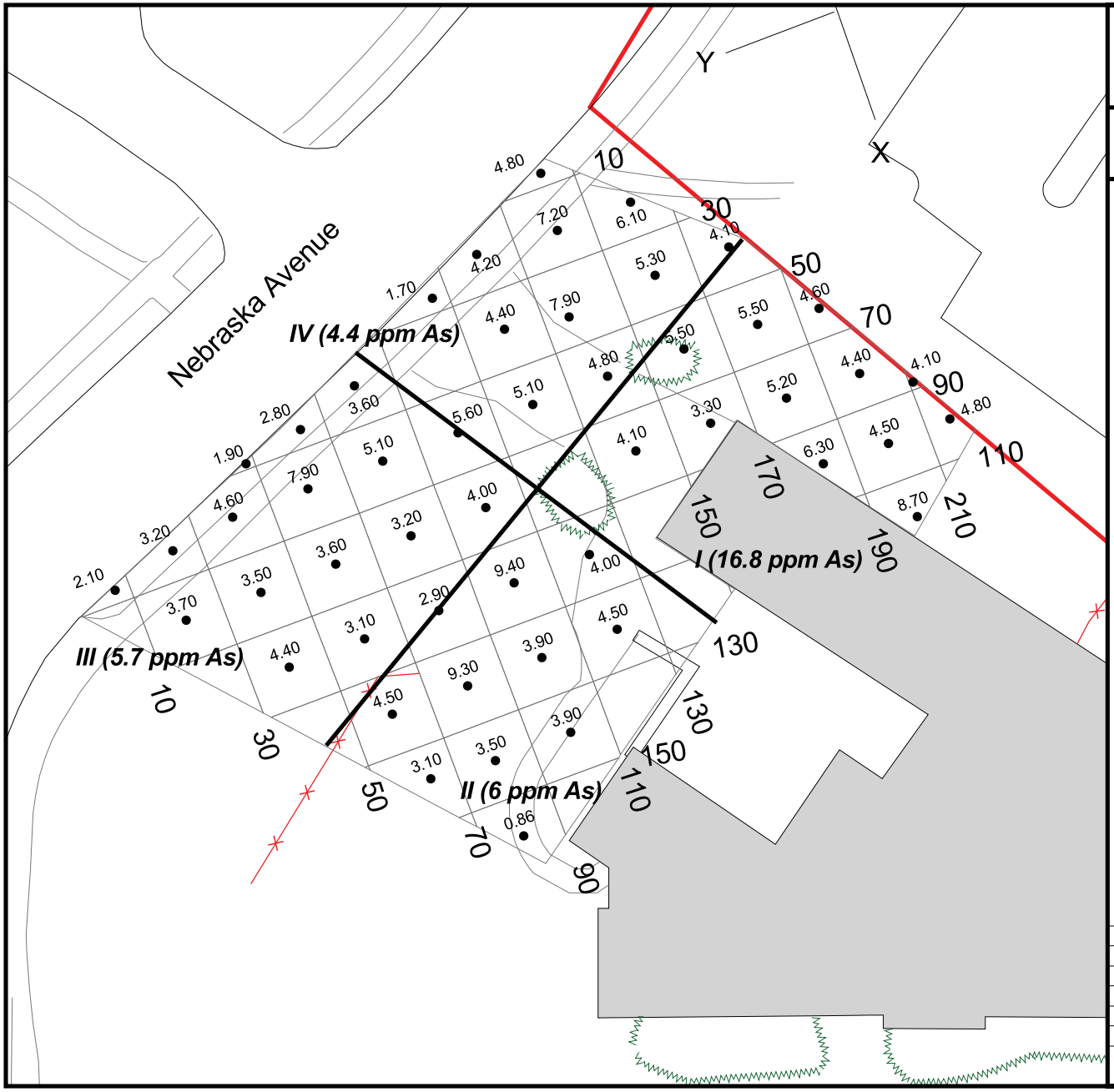

Final Grid Sampling Results
3401 Nebraska Ave

Spring Valley Operable Unit 4
Washington D.C.

Legend

- Sample Points
- 20' Grid
- Free Standing Wall
- Fence
- Hedge
- Sidewalk
- Roads
- Driveway
- Buildings
- SV Boundary

Quadrant or Half Sampling Data Indicated by Roman Numerals and Parentheses

Quadrant Sampled on 4/18/01
Grid Sampled on 9/13/01

40 0 40 Feet

1 inch = 40 feet

Scale:	1 : 480
Created By:	Parsons
File:	Y:\Projects\Fed\Usace\springva\springva.apr
Date:	10/16/2002
Figure Number:	
Page Number:	

PARSONS

N W E S

Final Grid Sampling Results
3514 Overlook Ln (CSA 12)

Spring Valley Operable Unit 5
Washington D.C.

Legend

- Boring
- Sample Points
- 20' Grid
- Retaining Wall
- Pool
- Free Standing Wall
- Fence
- Hedge
- Sidewalk
- Roads
- Driveway
- Buildings
- Parcels

Quadrant or Half Sampling Data Indicated by Roman Numerals and Parentheses

Half Sampled on 7/20/01
Grid Sampled on 1/14/02

30 0 30 Feet

1 inch = 30 feet

Scale:	1 : 360
Created By:	Parsons
File:	Y:\Projects\Fed\Usace\springva\springva.apr
Date:	10/16/2002
Figure Number:	
Page Number:	

PARSONS

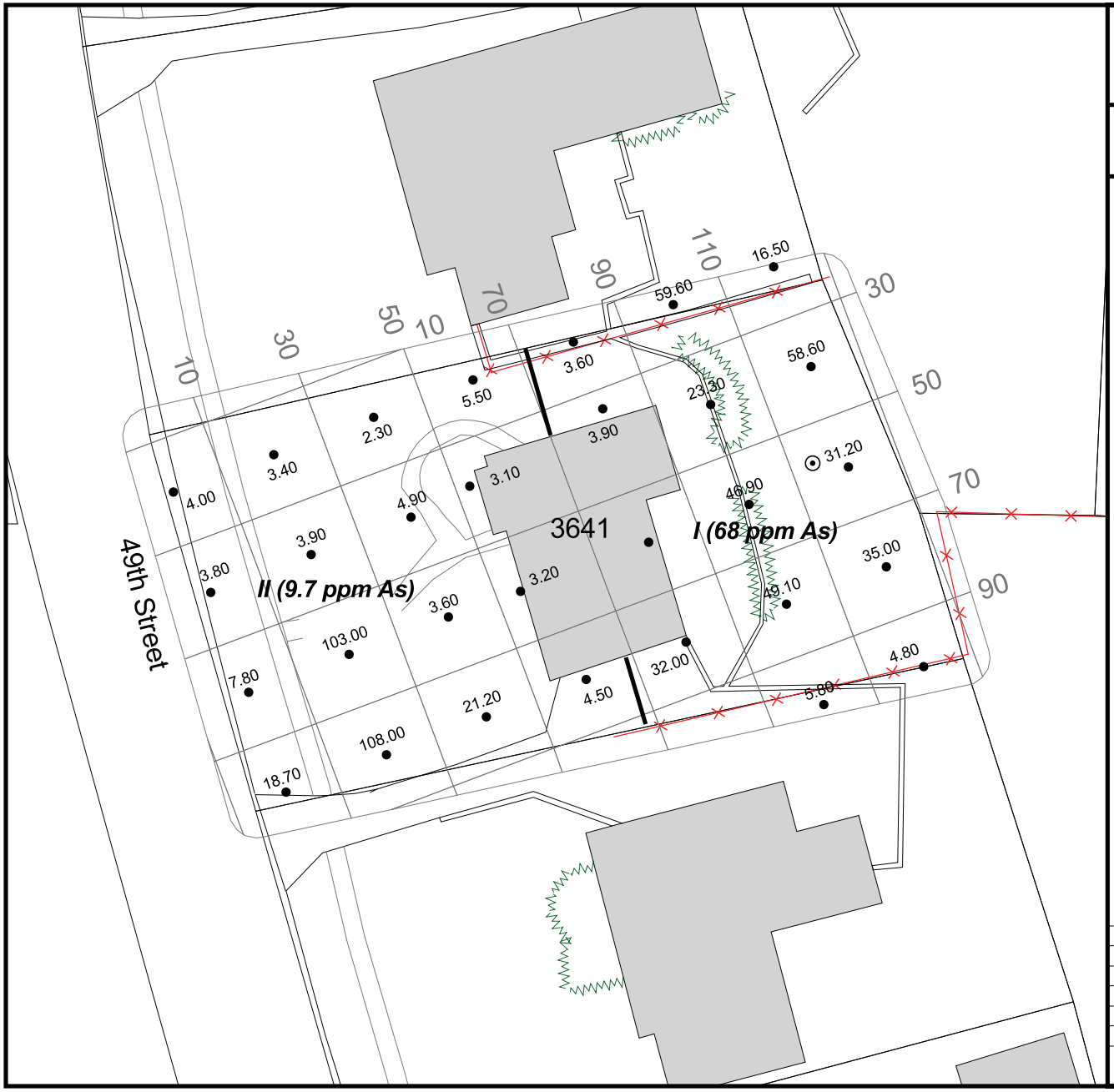

Final Grid Sampling Results
3641 49th St (CSA 10)

Spring Valley Operable Unit 5
Washington D.C.

Legend

- Boring
- Sample Points
- 20' Grid
- Retaining Wall
- Pool
- Free Standing Wall
- Fence
- Hedge
- Sidewalk
- Roads
- Driveway
- Buildings
- Parcels

Quadrant or Half Sampling Data Indicated by Roman Numerals and Parentheses

Half Sampled on 8/23/01
Grid Sampled on 11/7/01

30 0 30 Feet

1 inch = 30 feet

Scale:	1 : 360
Created By:	Parsons
File:	Y:\Projects\Fed\Usace\springva\springva.apr
Date:	10/16/2002
Figure Number:	
Page Number:	

PARSONS

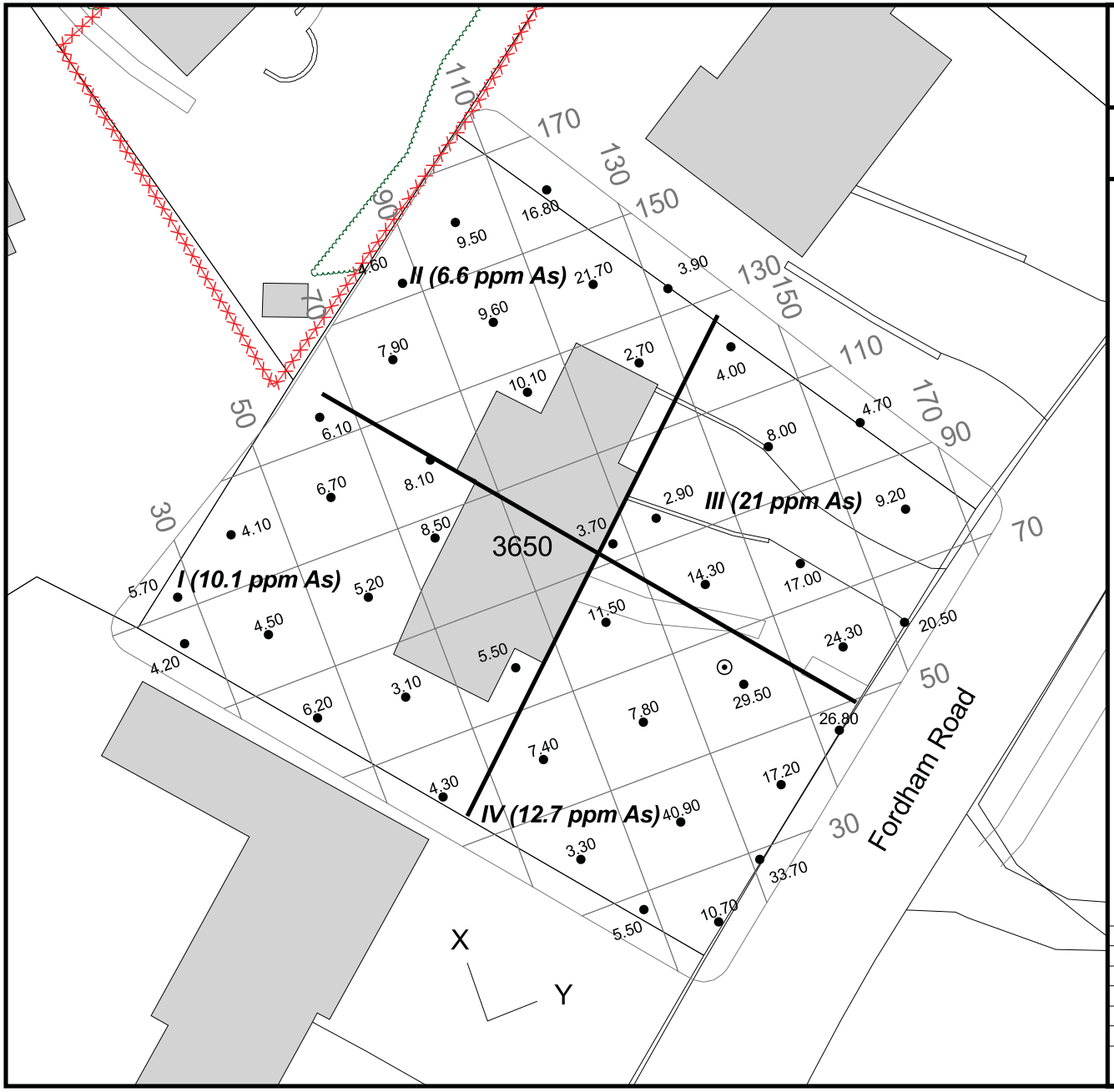

Final Grid Sampling Results
3650 Fordham Rd (CTA 1C)

Spring Valley Operable Unit 5
Washington D.C.

Legend

- Boring
- Sample Points
- 20' Grid
- Retaining Wall
- Pool
- Free Standing Wall
- Fence
- Hedge
- Sidewalk
- Roads
- Driveway
- Buildings
- Parcels

Quadrant or Half Sampling Data Indicated by Roman Numerals and Parentheses

Quadrant Sampled on 6/6/01
Grid Sampled on 1/15/02

30 0 30 Feet

1 inch = 30 feet

Scale:	1 : 360
Created By:	Parsons
File:	Y:\Projects\Fed\Usace\springva\springva.apr
Date:	10/16/2002
Figure Number:	
Page Number:	

PARSONS

Final Grid Sampling Results
3706 Fordham Rd (CTA 1C)

Spring Valley Operable Unit 5
Washington D.C.

Legend

- Boring
- Sample Points
- 20' Grid
- Retaining Wall
- Pool
- Free Standing Wall
- Fence
- Hedge
- Sidewalk
- Roads
- Driveway
- Buildings
- Parcels

Quadrant or Half Sampling Data Indicated by Roman Numerals and Parentheses

Quadrant Sampled on 6/6/01
Grid Sampled on 11/29/01

30 0 30 Feet

1 inch = 30 feet

Scale:	1 : 360
Created By:	Parsons
File:	Y:\Projects\Fed\Usace\springva\springva.apr
Date:	10/16/2002
Figure Number:	
Page Number:	

PARSONS

N W E S

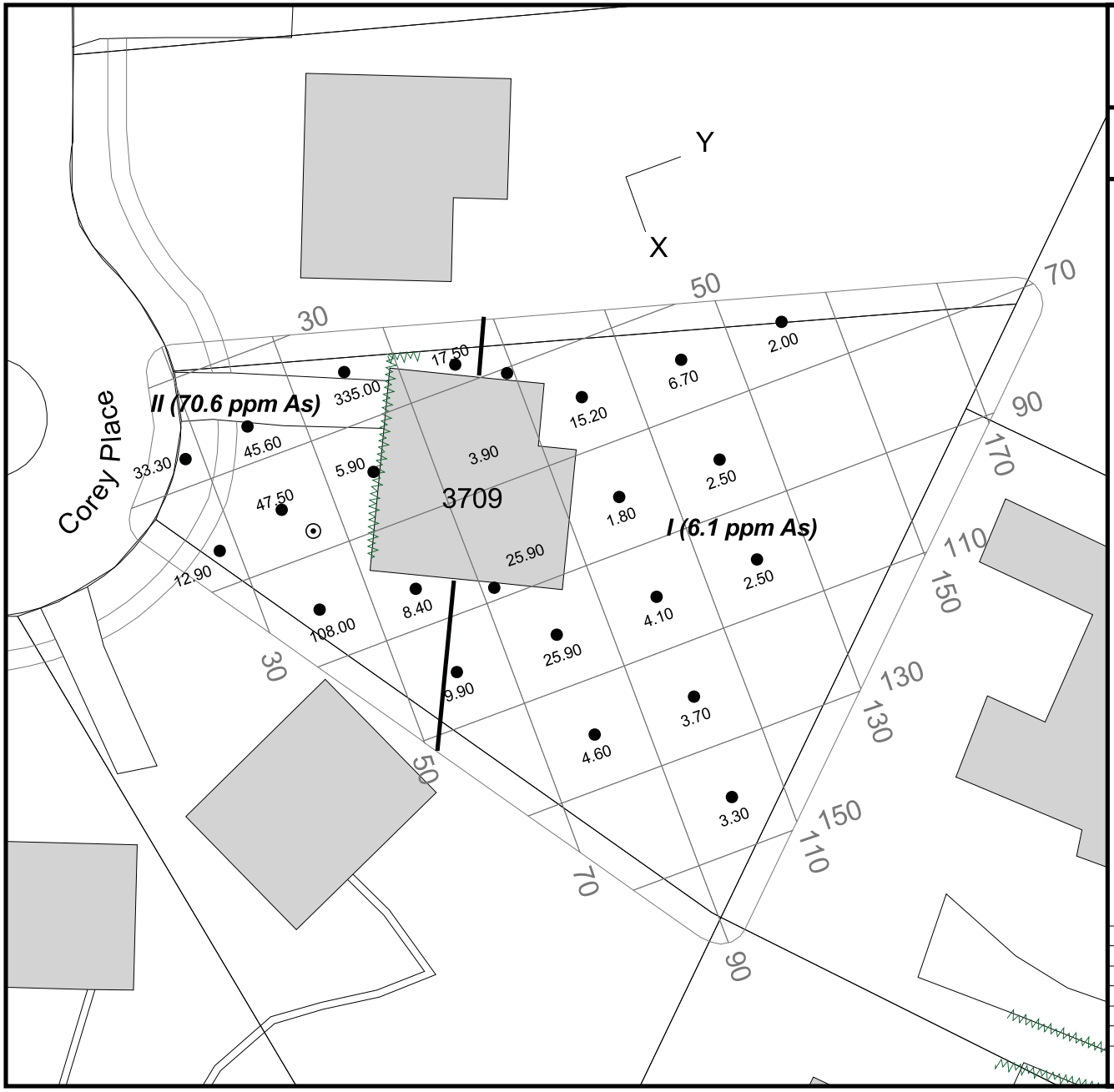

Final Grid Sampling Results
3709 Corey Pl (CSA 10)

Spring Valley Operable Unit 5
Washington D.C.

Legend

- Boring
- Sample Points
- 20' Grid
- Retaining Wall
- Pool
- Free Standing Wall
- Fence
- Hedge
- Sidewalk
- Roads
- Driveway
- Buildings
- Parcels

Quadrant or Half Sampling Data Indicated by Roman Numerals and Parentheses

Half Sampled on 7/13/01
Grid Sampled on 9/28/01

30 0 30 Feet

1 inch = 30 feet

Scale:	1 : 360
Created By:	Parsons
File:	Y:\Projects\Fed\Usace\springva\springva.apr
Date:	10/16/2002
Figure Number:	
Page Number:	

PARSONS

Final Grid Sampling Results
3717 Fordham Rd (CSA 11)

Spring Valley Operable Unit 5
Washington D.C.

Legend

- Boring
- Sample Points
- 20' Grid
- Retaining Wall
- Pool
- Free Standing Wall
- Fence
- Hedge
- Sidewalk
- Roads
- Driveway
- Buildings
- Parcels

Quadrant or Half Sampling Data Indicated by Roman Numerals and Parentheses

Half Sampled on 7/24/01
Grid Sampled on 1/14/02

40 0 40 Feet

1 inch = 40 feet

Scale:	1 : 480
Created By:	Parsons
File:	Y:\Projects\Fed\Usace\springva\springva.apr
Date:	10/16/2002
Figure Number:	
Page Number:	

PARSONS

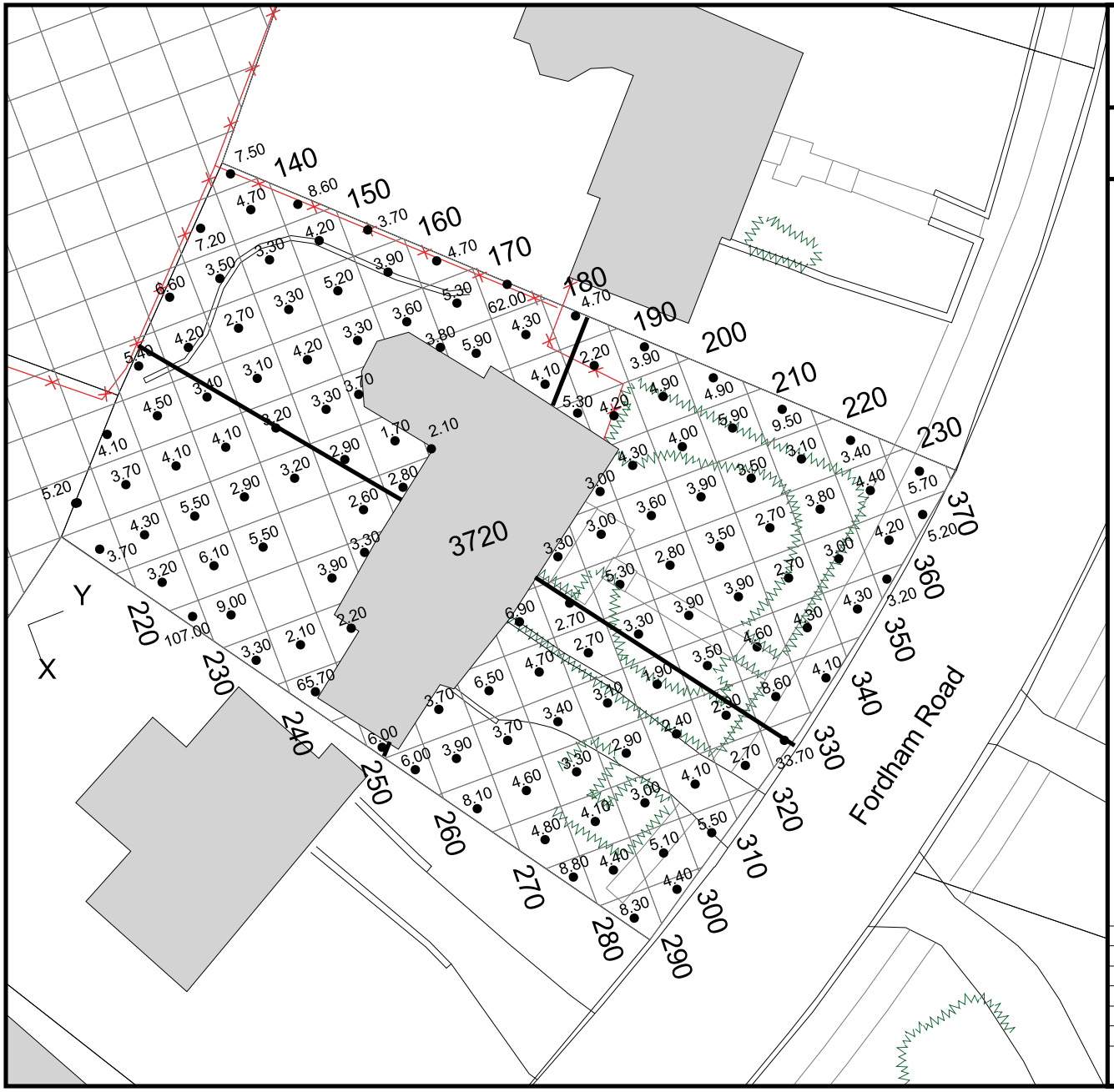

Final Grid Sampling Results
3720 Fordham Rd (CTA 1C)

Spring Valley Operable Unit 5
Washington D.C.

Legend

- Sample Points
- Buildings
- 10' Grid
- Retaining Wall
- Pool
- Free Standing Wall
- Fence
- Hedge
- Sidewalk
- Roads
- Driveway
- Parcels

Quadrant or Half Sampling Data Indicated by Roman Numerals and Parentheses

Quadrant Sampled on 4/4/01
Grid Sampled on 2/26/02

30 0 30 Feet

1 inch = 30 feet

Scale:	1 : 360
Created By:	Parsons
File:	Y:\Projects\Fed\Usace\springva\springva.apr
Date:	10/16/2002
Figure Number:	
Page Number:	

PARSONS

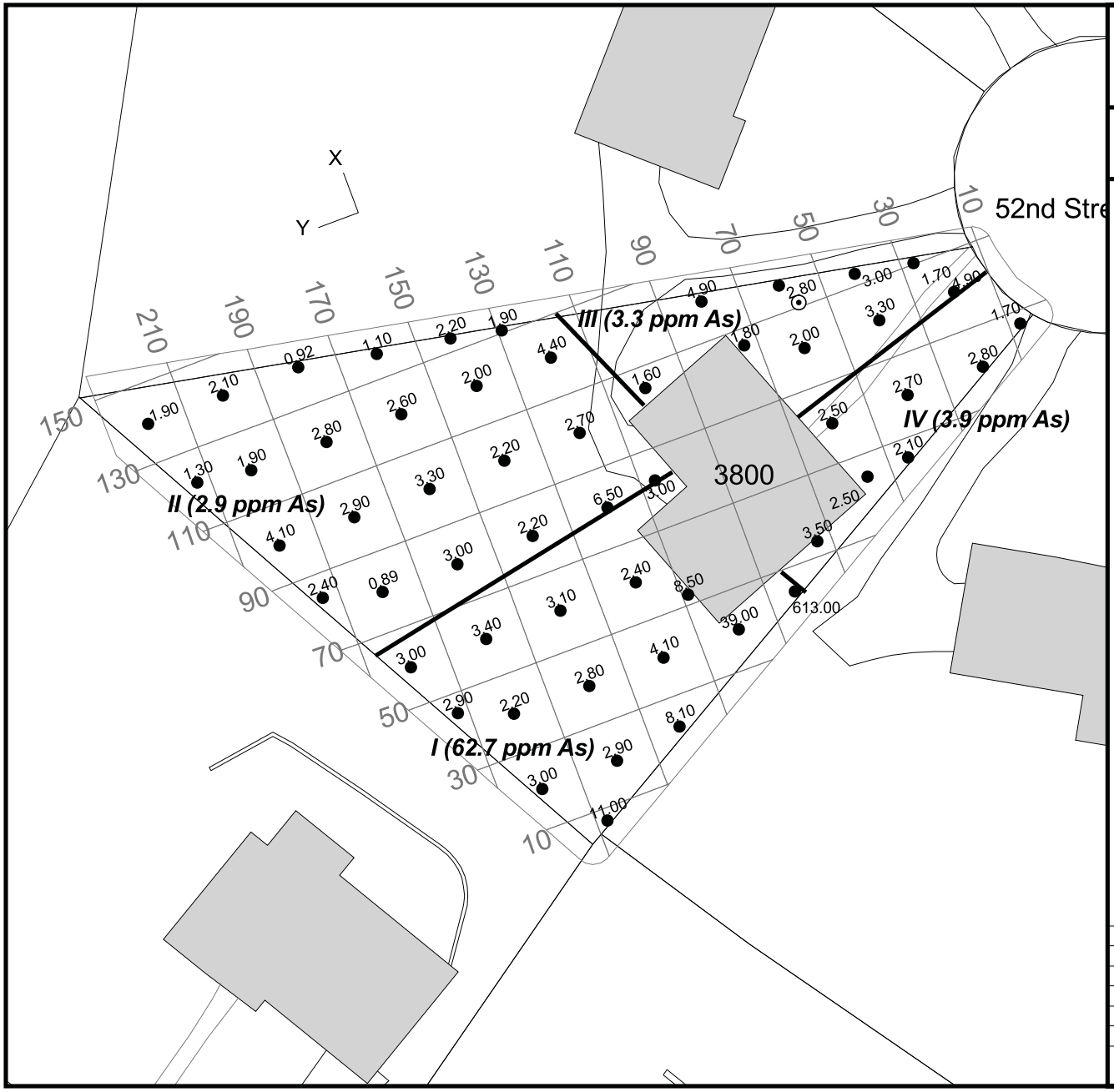

Final Grid Sampling Results
3800 52nd St (CTA 1B)

Spring Valley Operable Unit 5
Washington D.C.

Legend

- Boring
- Sample Points
- 20' Grid
- Retaining Wall
- Pool
- Free Standing Wall
- Fence
- Hedge
- Sidewalk
- Roads
- Driveway
- Buildings
- Parcels

Quadrant or Half Sampling Data Indicated by Roman Numerals and Parentheses

Quadrant Sampled on 9/18/01
Grid Sampled on 12/10/01

40 0 40 Feet

1 inch = 40 feet

Scale:	1 : 480
Created By:	Parsons
File:	Y:\Projects\Fed\Usace\springva\springva.apr
Date:	10/16/2002
Figure Number:	
Page Number:	

PARSONS

N W E S

Final Grid Sampling Results
3806 49th St (CTA 1D)

Spring Valley Operable Unit 5
Washington D.C.

Legend

- Boring
- Sample Points
- 20' Grid
- Retaining Wall
- Pool
- Free Standing Wall
- Fence
- Hedge
- Sidewalk
- Roads
- Driveway
- Buildings
- Parcels

Quadrant or Half Sampling Data Indicated by Roman Numerals and Parentheses

Quadrant Sampled on 6/27/01
Grid Sampled on 1/16/02

30 0 30 Feet

1 inch = 30 feet

Scale:	1 : 360
Created By:	Parsons
File:	Y:\Projects\Fed\Usace\springva\springva.apr
Date:	10/16/2002
Figure Number:	
Page Number:	

PARSONS

N W E S

Final Grid Sampling Results
3812 48th St (CTA 1D)

Spring Valley Operable Unit 5
Washington D.C.

Legend

- Sample Points
- 20' Grid
- Retaining Wall
- Pool
- Free Standing Wall
- Fence
- Hedge
- Sidewalk
- Roads
- Driveway
- Buildings
- Parcels

Quadrant or Half Sampling Data Indicated by Roman Numerals and Parentheses

Quadrant Sampled on 8/1/01
Grid Sampled on 9/10/01

30 0 30 Feet

1 inch = 30 feet

Scale:	1 : 360
Created By:	Parsons
File:	Y:\Projects\Fed\Usace\springva\springva.apr
Date:	10/16/2002
Figure Number:	
Page Number:	

PARSONS

N W E S

Final Grid Sampling Results
3816 48th St (CTA 1D)

Spring Valley Operable Unit 5
Washington D.C.

Legend

- Boring
- Sample Points
- 20' grid
- Retaining Wall
- Pool
- Free Standing Wall
- Fence
- Hedge
- Sidewalk
- Roads
- Driveway
- Buildings
- Parcels

Quadrant or Half Sampling Data Indicated by Roman Numerals and Parentheses

Quadrant Sampled on 7/11/01
Grid Sampled on 12/14/01

30 0 30 Feet

1 inch = 30 feet

Scale:	1 : 360
Created By:	Parsons
File:	Y:\Projects\Fed\Usace\springva\springva.apr
Date:	10/16/2002
Figure Number:	
Page Number:	

PARSONS

Final Grid Sampling Results
3816 49th St (CTA 1D)

Spring Valley Operable Unit 5
Washington D.C.

Legend

- Boring
- Sample Points
- 20' Grid
- Retaining Wall
- Pool
- Free Standing Wall
- Fence
- Hedge
- Sidewalk
- Roads
- Driveway
- Buildings
- Parcels

Quadrant or Half Sampling Data Indicated by Roman Numerals and Parentheses

Quadrant Sampled on 7/19/01
Grid Sampled on 12/20/01

30 0 30 Feet

1 inch = 30 feet

Scale:	1 : 360
Created By:	Parsons
File:	Y:\Projects\Fed\Usace\springva\springva.apr
Date:	10/16/2002
Figure Number:	
Page Number:	

PARSONS

Final Grid Sampling Results
3822 Fordham Rd (CTA 1C)

Spring Valley Operable Unit 5
Washington D.C.

Legend

- Boring
- Sample Points
- 20' Grid
- Retaining Wall
- Pool
- Free Standing Wall
- Fence
- Hedge
- Sidewalk
- Roads
- Driveway
- Buildings
- Parcels

Quadrant or Half Sampling Data Indicated by Roman Numerals and Parentheses

Quadrant Sampled on 8/21/01
Grid Sampled on 1/8/02

30 0 30 Feet

1 inch = 30 feet

Scale:	1 : 360
Created By:	Parsons
File:	Y:\Projects\Fed\Usace\springva\springva.apr
Date:	10/16/2002
Figure Number:	
Page Number:	

PARSONS

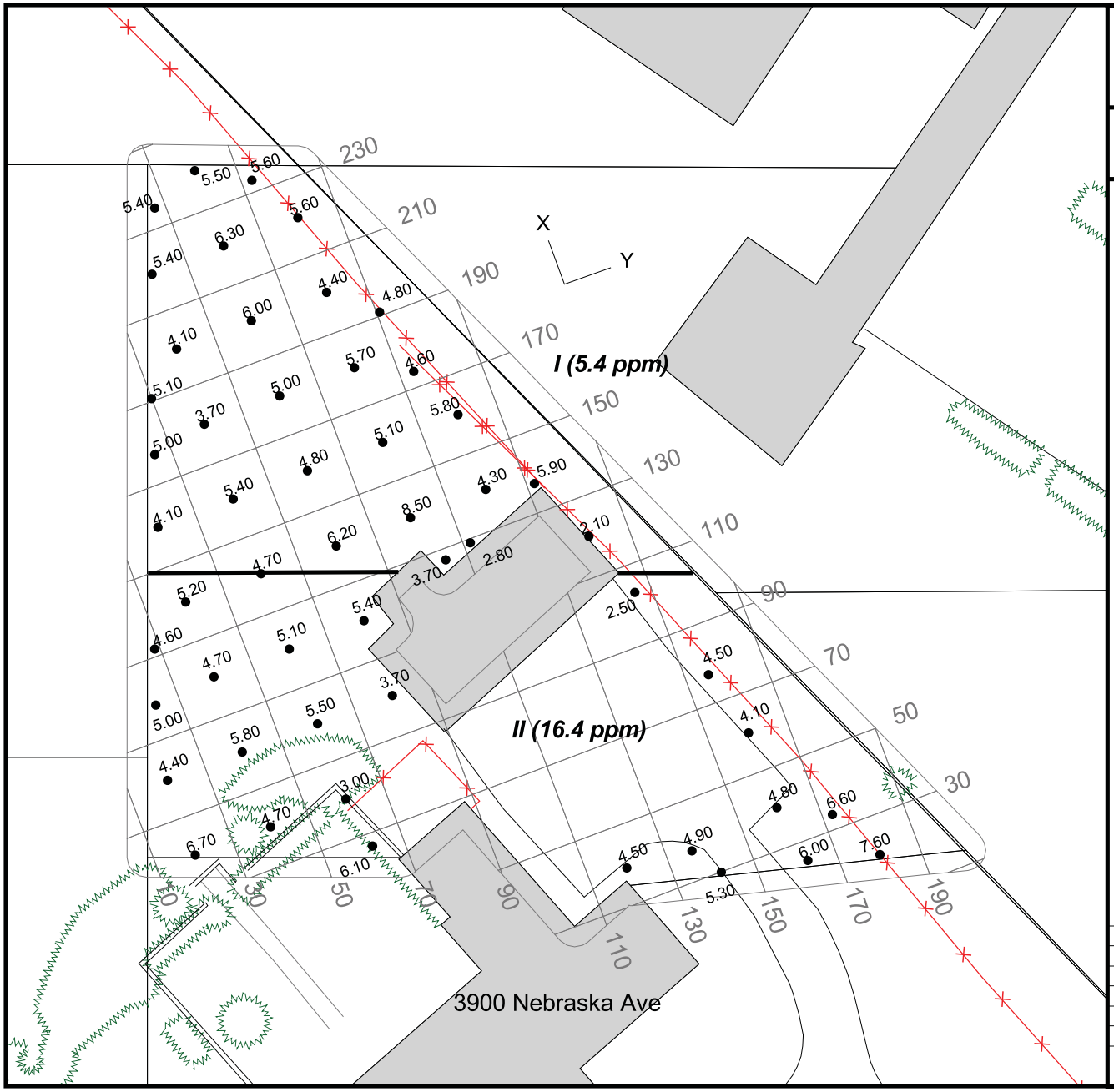

Final Grid Sampling Results
OU5-CSA-7-L16 (CSA 7)

Spring Valley Operable Unit 5
Washington D.C.

Legend

- Sample Points
- 20' Grid
- Retaining Wall
- Pool
- Free Standing Wall
- Fence
- Hedge
- Sidewalk
- Roads
- Driveway
- Buildings
- Non-Residential Lots
- Parcels

Quadrant or Half Sampling Data Indicated by Roman Numerals and Parentheses

Half Sampled on 8/27/01
Grid Sampled on 2/8/02

40 0 40 Feet

1 inch = 40 feet

Scale:	1 : 480
Created By:	Parsons
File:	Y:\Projects\Fed\Usace\springva\springva.apr
Date:	10/16/2002
Figure Number:	
Page Number:	

PARSONS

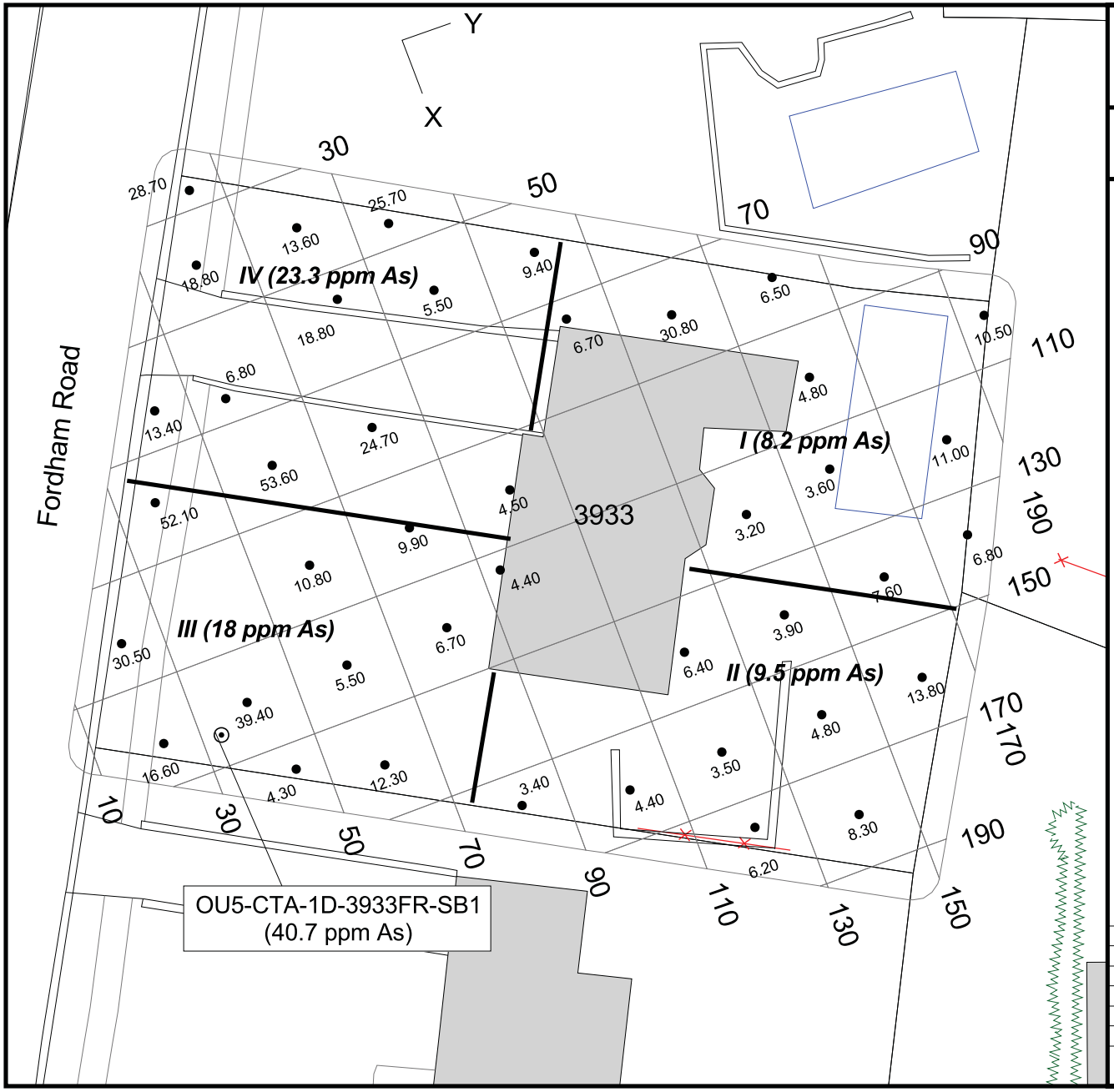

Final Grid Sampling Results
3933 Fordham Rd (CTA 1D)

Spring Valley Operable Unit 5
Washington D.C.

Legend

- Boring
- Sample Points
- 20' Grid
- Retaining Wall
- Pool
- Free Standing Wall
- Fence
- Hedge
- Sidewalk
- Roads
- Driveway
- Buildings
- Parcels

Quadrant or Half Sampling Data Indicated by Roman Numerals and Parentheses

Quadrant Sampled on 7/5/01
Grid Sampled on 10/17/01

30 0 30 Feet

1 inch = 30 feet

Scale:	1 : 360
Created By:	Parsons
File:	Y:\Projects\Fed\Usace\springva\springva.apr
Date:	10/16/2002
Figure Number:	
Page Number:	

PARSONS

N W E S

Final Grid Sampling Results
3940 Fordham Rd (CTA 1C)

Spring Valley Operable Unit 5
Washington D.C.

Legend

- Boring
- Sample Points
- 20' Grid
- Retaining Wall
- Pool
- Free Standing Wall
- Fence
- Hedge
- Sidewalk
- Roads
- Driveway
- Buildings
- Parcels

Quadrant or Half Sampling Data Indicated by Roman Numerals and Parentheses

Quadrant Sampled on 7/24/01
Grid Sampled on 1/15/02

40 0 40 Feet

1 inch = 40 feet

Scale:	1 : 480
Created By:	Parsons
File:	Y:\Projects\Fed\Usace\springva\springva.apr
Date:	10/16/2002
Figure Number:	
Page Number:	

PARSONS

Final Grid Sampling Results
4000 & 4004 47th St (CSA 4)

Spring Valley Operable Unit 5
Washington D.C.

Legend

- Boring
- Sample Points
- 20' Grid
- Retaining Wall
- Pool
- Free Standing Wall
- Fence
- Hedge
- Sidewalk
- Roads
- Driveway
- Buildings
- Parcels

Quadrant or Half Sampling Data Indicated by Roman Numerals and Parentheses

4000 47th St Half Sampled on 10/24/01
4004 47th St Half Sampled on 1/8/02
Grid Sampled on 2/4/02

30 0 30 Feet

1 inch = 30 feet

Scale:	1 : 360
Created By:	Parsons
File:	Y:\Projects\Fed\Usace\springva\springva.apr
Date:	10/16/2002
Figure Number:	
Page Number:	

PARSONS

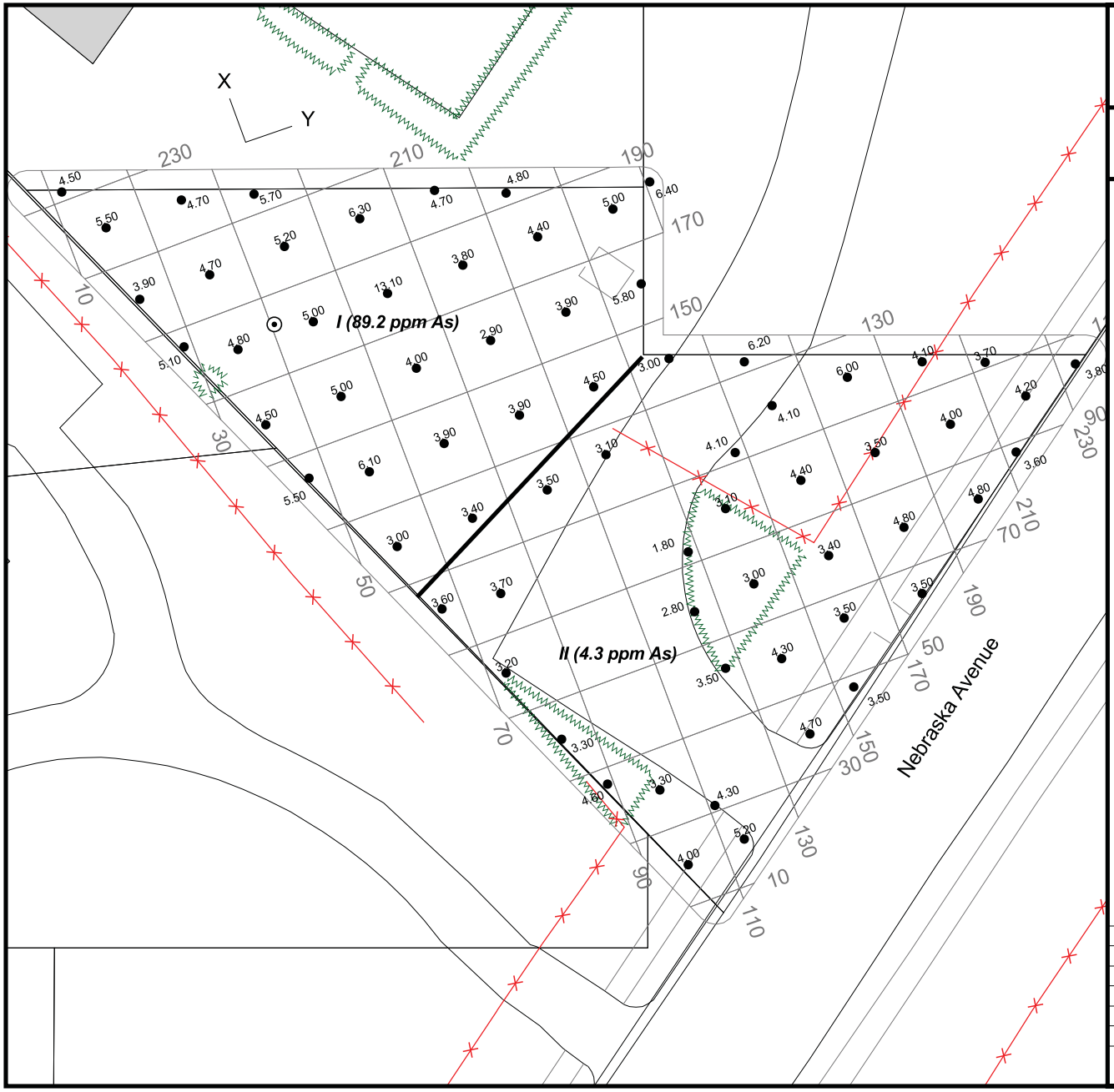

Final Grid Sampling Results
OU5-CSA-7-L25 (CSA 7)

Spring Valley Operable Unit 5
Washington D.C.

Legend

- Boring
- Sample Points
- 20' Grid
- Retaining Wall
- Pool
- Free Standing Wall
- Fence
- Hedge
- Sidewalk
- Roads
- Driveway
- Buildings
- Non-Residential Lots
- Parcels

Quadrant or Half Sampling Data Indicated by Roman Numerals and Parentheses

Half Sampled on 11/7/01
Grid Sampled on 2/15/02

40 0 40 Feet

1 inch = 40 feet

Scale:	1 : 480
Created By:	Parsons
File:	Y:\Projects\Fed\Usace\springva\springva.apr
Date:	10/16/2002
Figure Number:	
Page Number:	

PARSONS

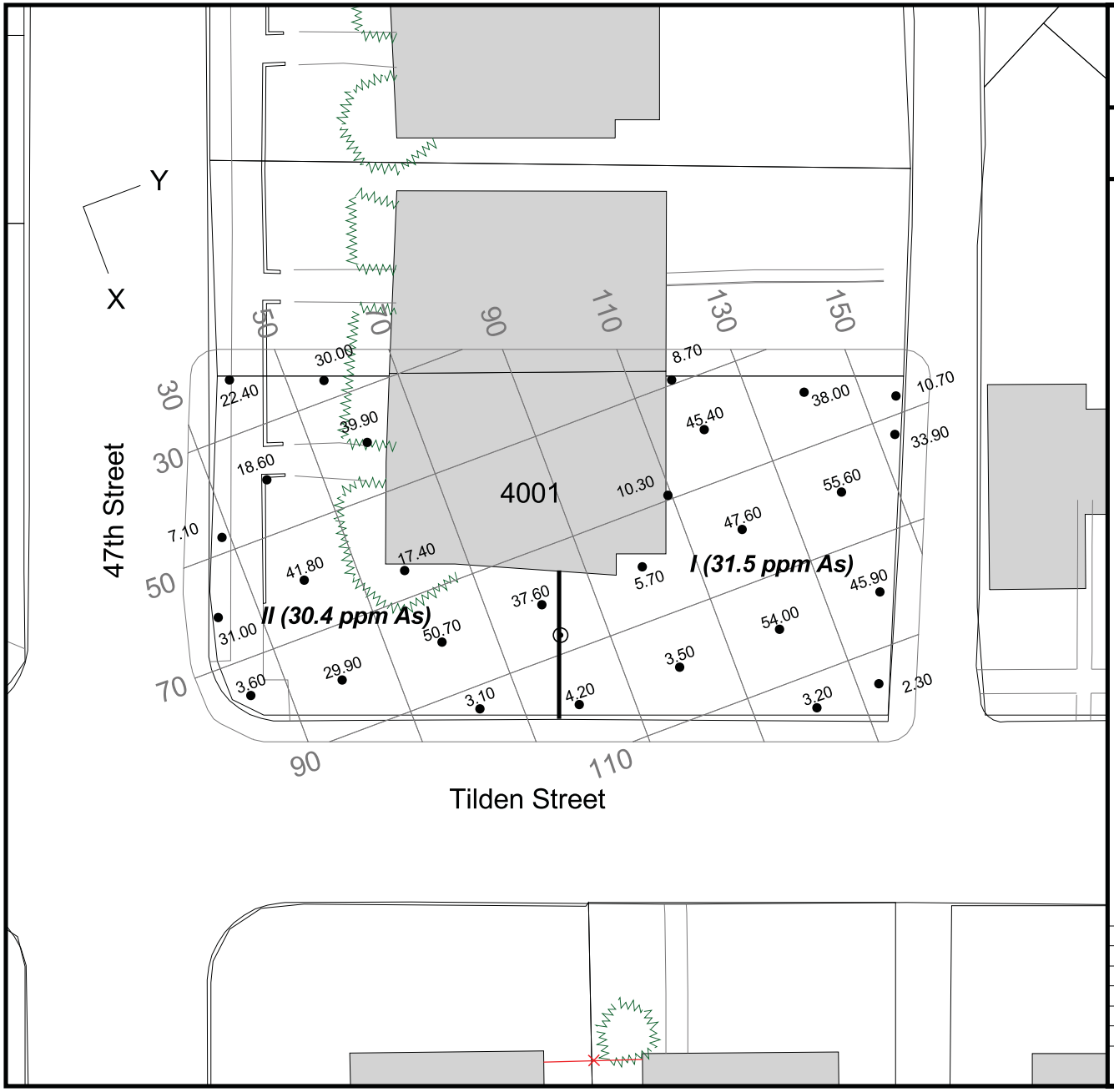

Final Grid Sampling Results
4001 47th St (CSA 4)

Spring Valley Operable Unit 5
Washington D.C.

Legend

- Boring
- Sample Points
- 20' Grid
- Retaining Wall
- Pool
- Free Standing Wall
- Fence
- Hedge
- Sidewalk
- Roads
- Driveway
- Buildings
- Parcels

Quadrant or Half Sampling Data Indicated by Roman Numerals and Parentheses

Half Sampled on 11/14/01
Grid Sampled on 2/5/02

30 0 30 Feet

1 inch = 30 feet

Scale:	1 : 360
Created By:	Parsons
File:	Y:\Projects\Fed\Usace\springva\springva.apr
Date:	10/16/2002
Figure Number:	
Page Number:	

PARSONS

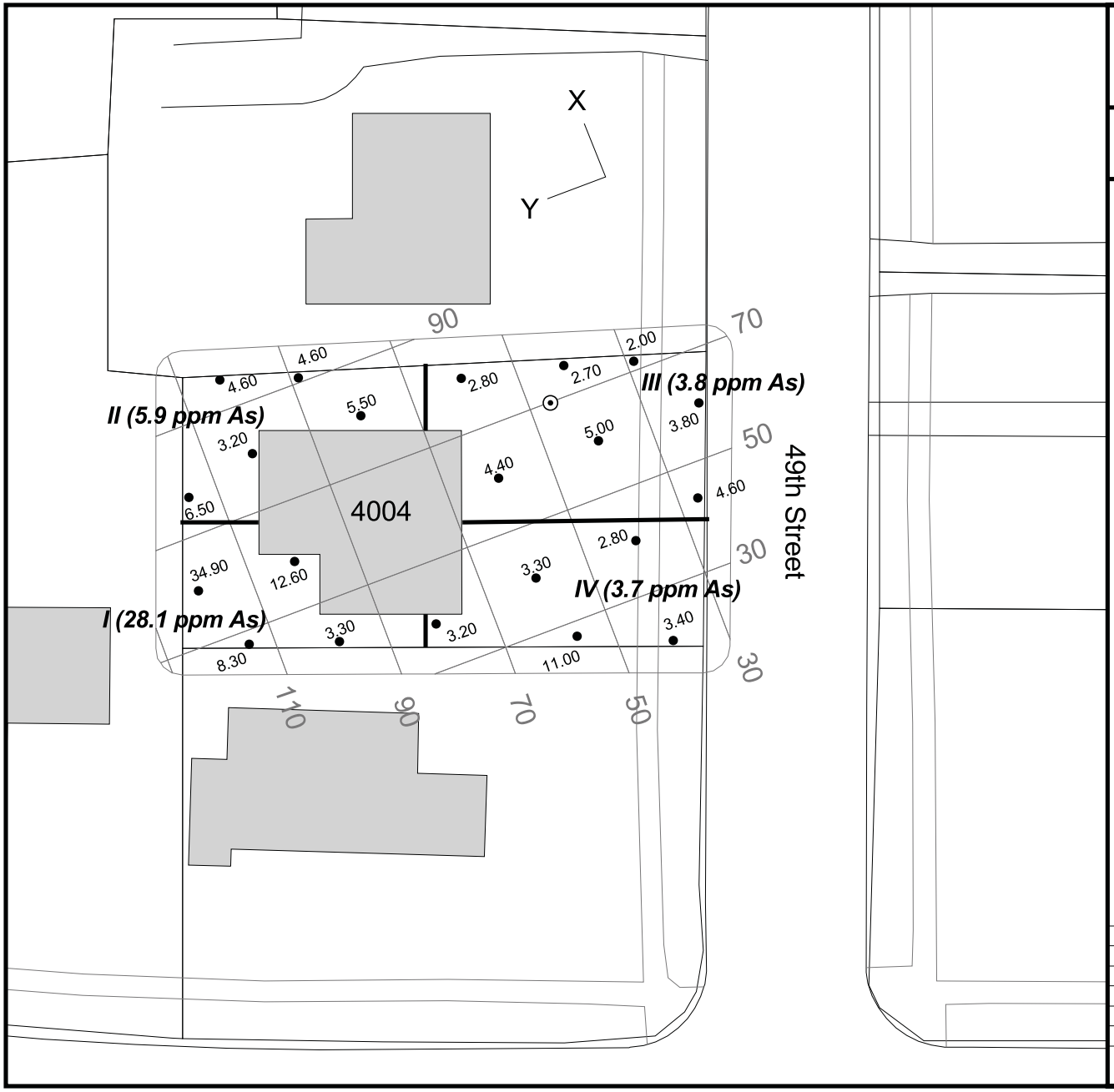

Final Grid Sampling Results
4004 49th St (CTA 1D)

Spring Valley Operable Unit 5
Washington D.C.

Legend

- Boring
- Sample Points
- 20' Grid
- Retaining Wall
- Pool
- Free Standing Wall
- Fence
- Hedge
- Sidewalk
- Roads
- Driveway
- Buildings
- Parcels

Quadrant or Half Sampling Data Indicated by Roman Numerals and Parentheses

Quadrant Sampled on 9/5/01
Grid Sampled on 1/16/02

30 0 30 Feet

1 inch = 30 feet

Scale:	1 : 360
Created By:	Parsons
File:	Y:\Projects\Fed\Usace\springva\springva.apr
Date:	10/16/2002
Figure Number:	
Page Number:	

PARSONS

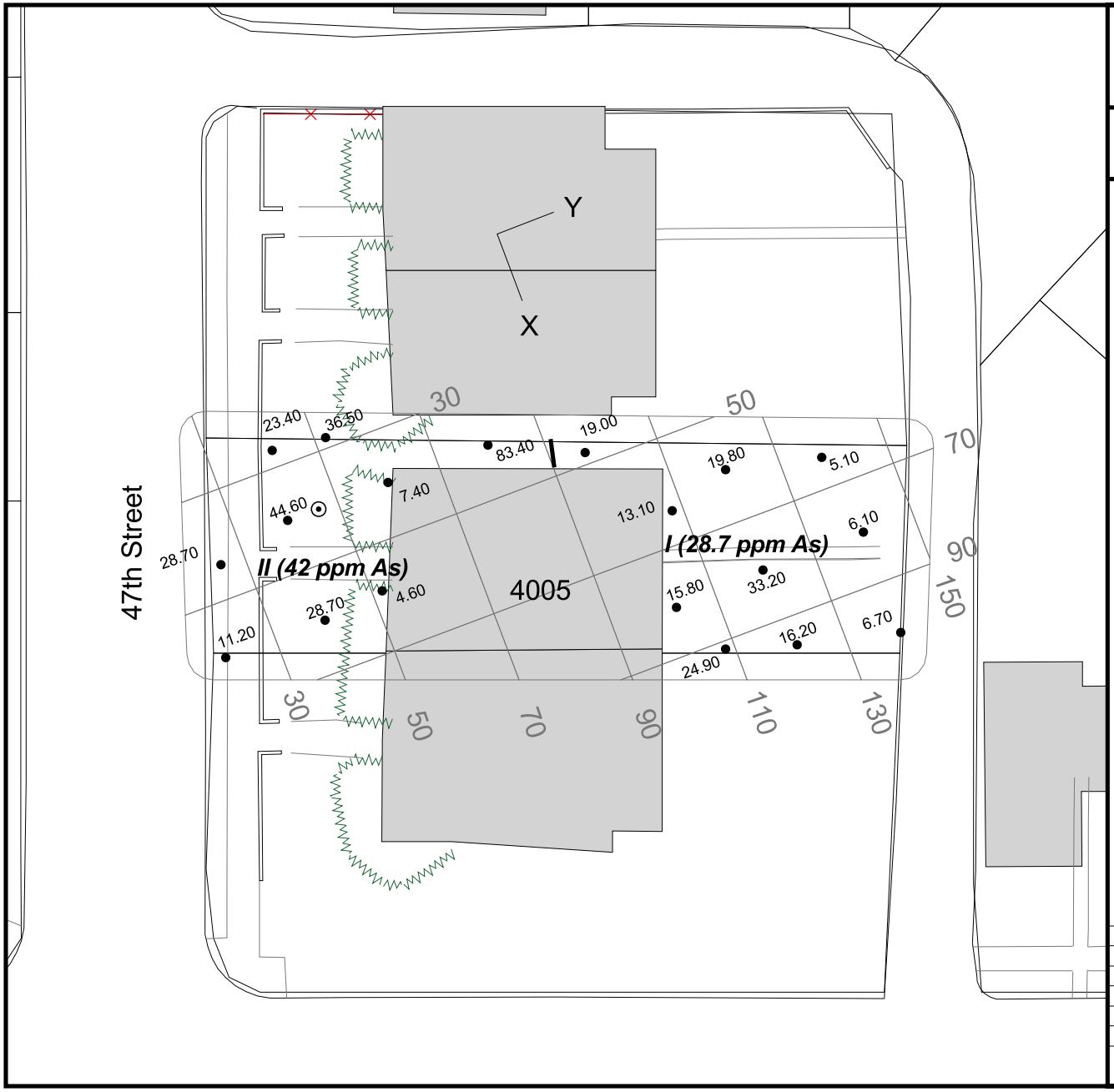

Final Grid Sampling Results
4005 47th St (CSA 4)

Spring Valley Operable Unit 5
Washington D.C.

Legend

- Boring
- Sample Points
- 20' Grid
- Retaining Wall
- Pool
- Free Standing Wall
- Fence
- Hedge
- Sidewalk
- Roads
- Driveway
- Buildings
- Parcels

Quadrant or Half Sampling Data Indicated by Roman Numerals and Parentheses

Half Sampled on 10/24/01
Grid Sampled on 2/5/02

30 0 30 Feet

1 inch = 30 feet

Scale:	1 : 360
Created By:	Parsons
File:	Y:\Projects\Fed\Usace\springva\springva.apr
Date:	10/16/2002
Figure Number:	
Page Number:	

PARSONS

Final Grid Sampling Results
4005 52nd St (CTA 1B)

Spring Valley Operable Unit 5
Washington D.C.

Legend

- Sample Points
- 20' Grid
- Retaining Wall
- Pool
- Free Standing Wall
- Fence
- Hedge
- Sidewalk
- Roads
- Driveway
- Buildings
- Parcels

Quadrant or Half Sampling Data Indicated by Roman Numerals and Parentheses

Quadrant Sampled on 6/11/01
Grid Sampled on 11/14/01

30 0 30 Feet

1 inch = 30 feet

Scale:	1 : 360
Created By:	Parsons
File:	Y:\Projects\Fed\Usace\springva\springva.apr
Date:	10/16/2002
Figure Number:	
Page Number:	

PARSONS

N W E S

Final Grid Sampling Results
4007 49th St (CSA 4)

Spring Valley Operable Unit 5
Washington D.C.

Legend

- Boring
- Sample Points
- 20' Grid
- Retaining Wall
- Pool
- Free Standing Wall
- Fence
- Hedge
- Sidewalk
- Roads
- Driveway
- Buildings
- Parcels

Quadrant or Half Sampling Data Indicated by Roman Numerals and Parentheses

Half Sampled on 6/29/01
Grid Sampled on 9/26/01

30 0 30 Feet

1 inch = 30 feet

Scale:	1 : 360
Created By:	Parsons
File:	Y:\Projects\Fed\Usace\springva\springva.apr
Date:	10/16/2002
Figure Number:	
Page Number:	

PARSONS

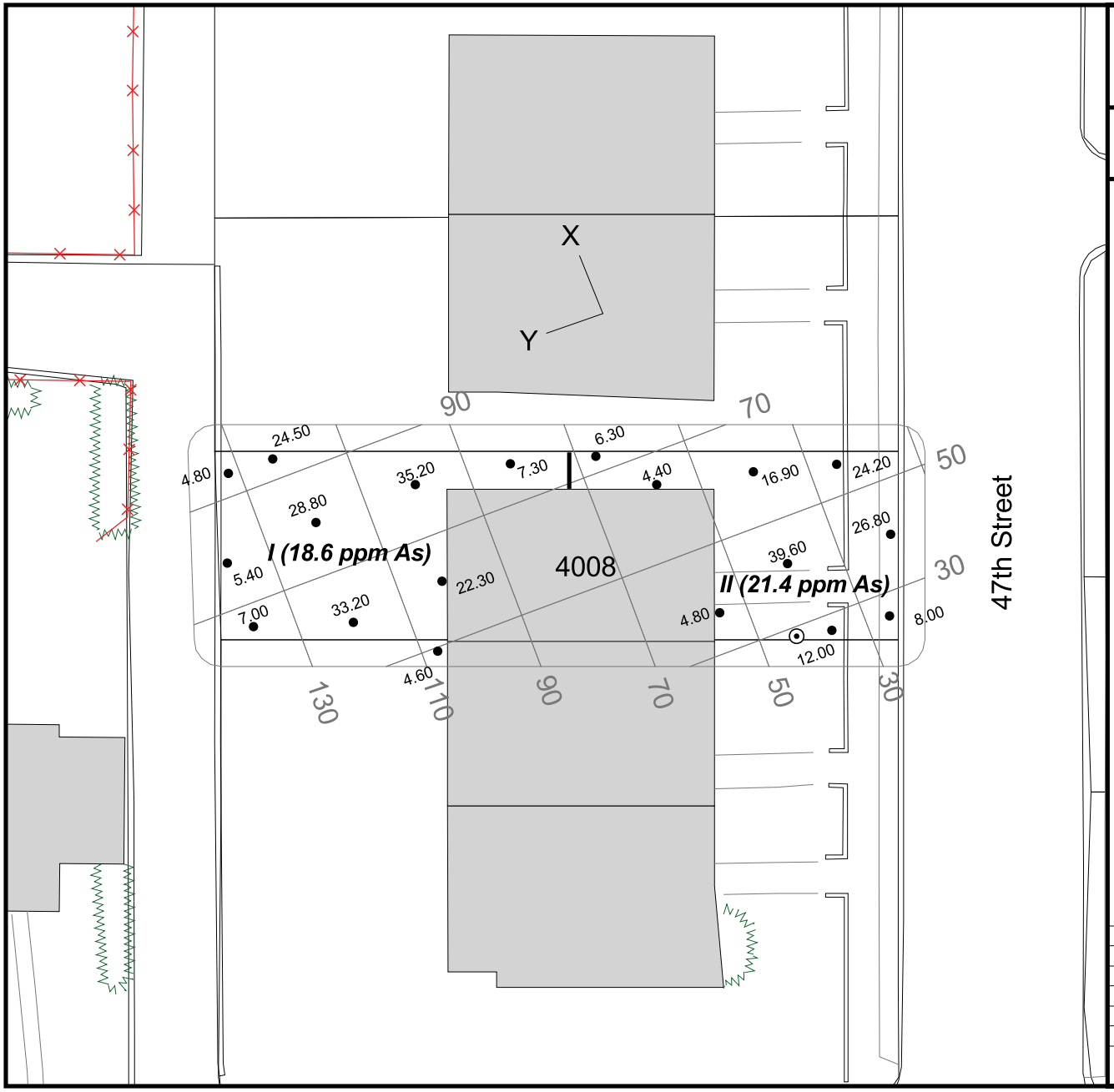

Final Grid Sampling Results
4008 47th St (CSA 4)

Spring Valley Operable Unit 5
Washington D.C.

Legend

- Boring
- Sample Points
- 20' Grid
- Retaining Wall
- Pool
- Free Standing Wall
- Fence
- Hedge
- Sidewalk
- Roads
- Driveway
- Buildings
- Parcels

Quadrant or Half Sampling Data Indicated by Roman Numerals and Parentheses

Half Sampled on 10/24/01
Grid Sampled on 2/7/02

30 0 30 Feet

1 inch = 30 feet

Scale:	1 : 360
Created By:	Parsons
File:	Y:\Projects\Fed\Usace\springva\springva.apr
Date:	10/16/2002
Figure Number:	
Page Number:	

PARSONS

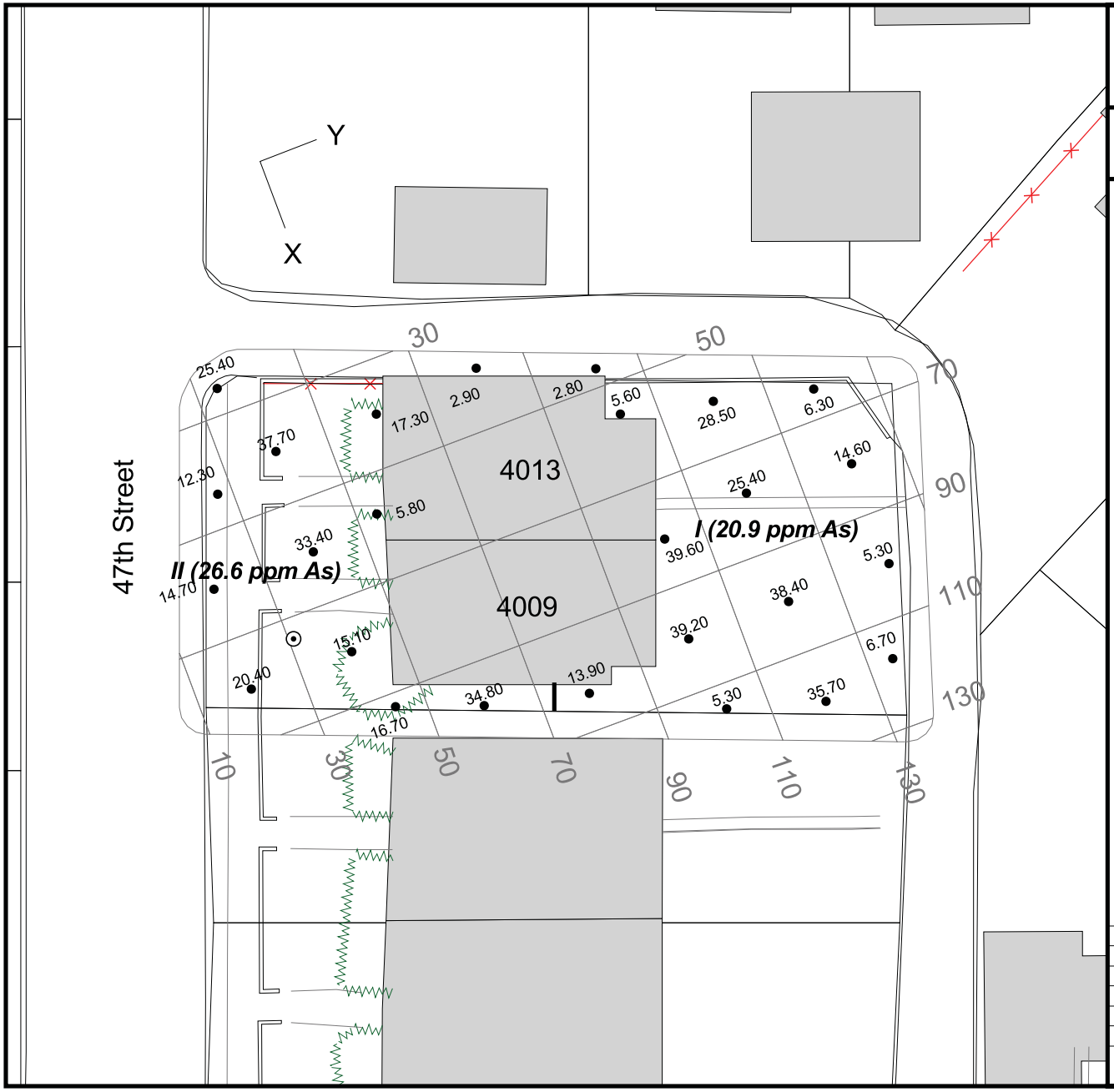

Final Grid Sampling Results
4009 & 4013 47th St (CSA 4)

Spring Valley Operable Unit 5
Washington D.C.

Legend

- Boring
- Sample Points
- 20' Grid
- Retaining Wall
- Pool
- Free Standing Wall
- Fence
- Hedge
- Sidewalk
- Roads
- Driveway
- Buildings
- Parcels

Quadrant or Half Sampling Data Indicated by Roman Numerals and Parentheses

Half Sampled on 10/24/01
Grid Sampled on 2/6/02

30 0 30 Feet

1 inch = 30 feet

Scale:	1 : 360
Created By:	Parsons
File:	Y:\Projects\Fed\Usace\springva\springva.apr
Date:	10/16/2002
Figure Number:	
Page Number:	

PARSONS

N W E S

Final Grid Sampling Results
4012 47th St (CSA 4)

Spring Valley Operable Unit 5
Washington D.C.

Legend

- Boring
- Sample Points
- 20' Grid
- Retaining Wall
- Pool
- Free Standing Wall
- Fence
- Hedge
- Sidewalk
- Roads
- Driveway
- Buildings
- Parcels

Quadrant or Half Sampling Data Indicated by Roman Numerals and Parentheses

Half Sampled on 10/24/01
Grid Sampled on 2/1/02

30 0 30 Feet

1 inch = 30 feet

Scale:	1 : 360
Created By:	Parsons
File:	Y:\Projects\Fed\Usace\springva\springva.apr
Date:	10/16/2002
Figure Number:	
Page Number:	

PARSONS

Final Grid Sampling Results
4015 52nd St (CTA 1B)

Spring Valley Operable Unit 5
Washington D.C.

Legend

- Sample Points
- 20' Grid
- Retaining Wall
- Pool
- Free Standing Wall
- Fence
- Hedge
- Sidewalk
- Roads
- Driveway
- Buildings
- Parcels

Quadrant or Half Sampling Data Indicated by Roman Numerals and Parentheses

Quadrant Sampled on 6/8/01
Grid Sampled on 11/12/01

30 0 30 Feet

1 inch = 30 feet

Scale:	1 : 360
Created By:	Parsons
File:	Y:\Projects\Fed\Usace\springva\springva.apr
Date:	10/16/2002
Figure Number:	
Page Number:	

PARSONS

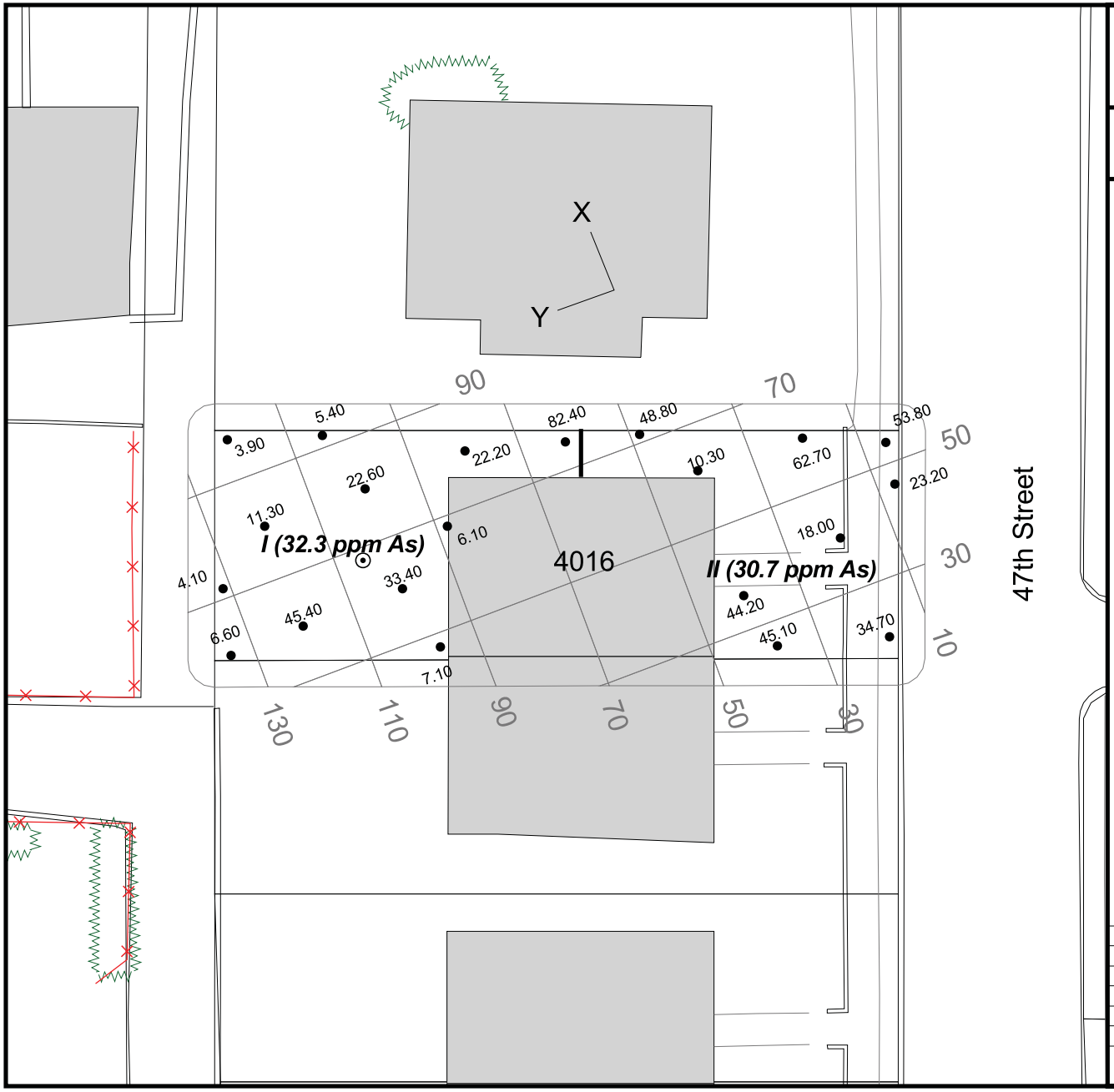

Final Grid Sampling Results
4016 47th St (CSA 4)

Spring Valley Operable Unit 5
Washington D.C.

Legend

- Boring
- Sample Points
- 20' Grid
- Retaining Wall
- Pool
- Free Standing Wall
- Fence
- Hedge
- Sidewalk
- Roads
- Driveway
- Buildings
- Parcels

Quadrant or Half Sampling Data Indicated by Roman Numerals and Parentheses

Half Sampled on 10/24/01
Grid Sampled on 2/1/02

30 0 30 Feet

1 inch = 30 feet

Scale:	1 : 360
Created By:	Parsons
File:	Y:\Projects\Fed\Usace\springva\springva.apr
Date:	10/16/2002
Figure Number:	
Page Number:	

PARSONS

Final Grid Sampling Results
4070 52nd St (CTA 1B)

Spring Valley Operable Unit 5
Washington D.C.

Legend

- Boring
- Sample Points
- 20' Grid
- Retaining Wall
- Pool
- Free Standing Wall
- Fence
- Hedge
- Sidewalk
- Roads
- Driveway
- Buildings
- Parcels

Quadrant or Half Sampling Data Indicated by Roman Numerals and Parentheses

Quadrant Sampled on 10/23/01
Grid Sampled on 2/25/02

50 0 50 Feet

1 inch = 50 feet

Scale:	1 : 600
Created By:	Parsons
File:	Y:\Projects\Fed\Usace\springva\springva.apr
Date:	10/16/2002
Figure Number:	
Page Number:	

PARSONS

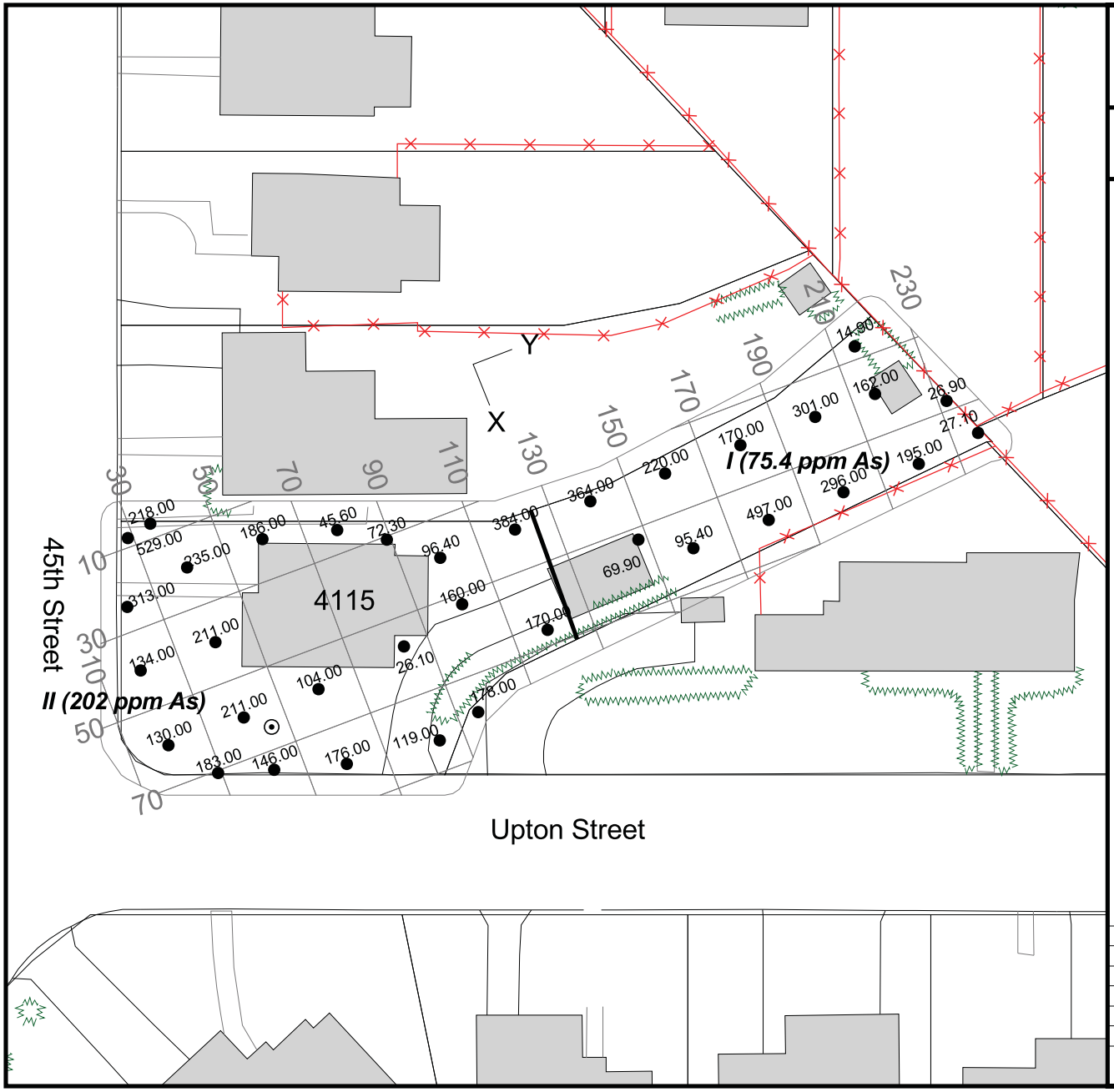

Final Grid Sampling Results
4115 45th St (CSA 5)

Spring Valley Operable Unit 5
Washington D.C.

Legend

- Boring
- Sample Points
- 20' Grid
- Retaining Wall
- Pool
- Free Standing Wall
- Fence
- Hedge
- Sidewalk
- Roads
- Driveway
- Buildings
- Parcels

Quadrant or Half Sampling Data Indicated by Roman Numerals and Parentheses

Half Sampled on 11/14/01
Grid Sampled on 12/12/01

40 0 40 Feet

1 inch = 40 feet

Scale:	1 : 480
Created By:	Parsons
File:	Y:\Projects\Fed\Usace\springva\springva.apr
Date:	10/16/2002
Figure Number:	
Page Number:	

PARSONS

Final Grid Sampling Results
4118 49th St (CTA 1D)

Spring Valley Operable Unit 5
Washington D.C.

Legend

- Boring
- Sample Points
- 20' Grid
- Retaining Wall
- Pool
- Free Standing Wall
- Fence
- Hedge
- Sidewalk
- Roads
- Driveway
- Buildings
- Parcels

Quadrant or Half Sampling Data Indicated by Roman Numerals and Parentheses

Quadrant Sampled on 8/28/01
Grid Sampled on 12/18/01

30 0 30 Feet

1 inch = 30 feet

Scale:	1 : 360
Created By:	Parsons
File:	Y:\Projects\Fed\Usace\springva\springva.apr
Date:	10/16/2002
Figure Number:	
Page Number:	

PARSONS

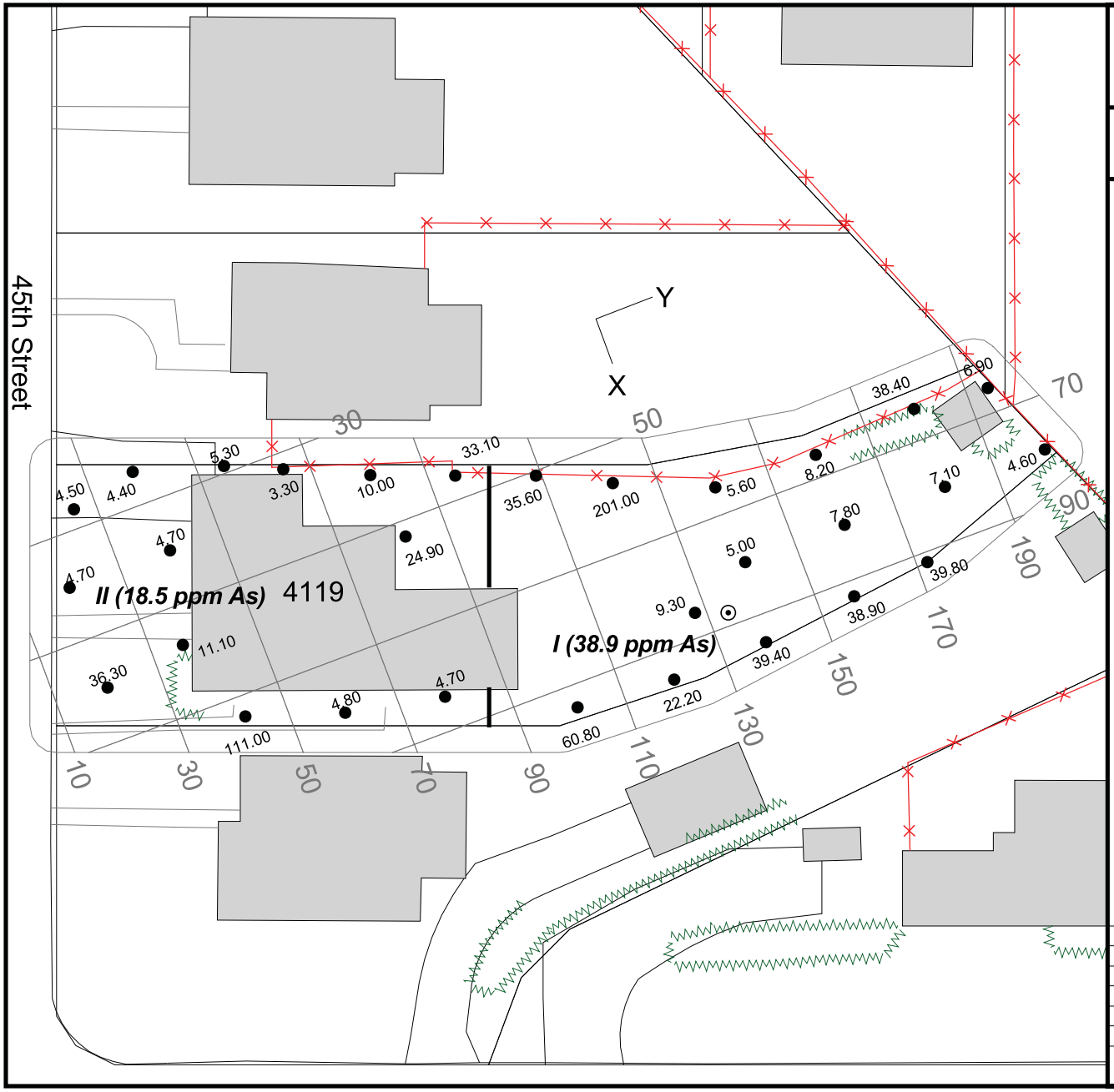

Final Grid Sampling Results
4119 45th St (CSA 5)

Spring Valley Operable Unit 5
Washington D.C.

Legend

- Boring
- Sample Points
- 20' Grid
- Retaining Wall
- Pool
- Free Standing Wall
- Fence
- Hedge
- Sidewalk
- Roads
- Driveway
- Buildings
- Parcels

Quadrant or Half Sampling Data Indicated by Roman Numerals and Parentheses

Half Sampled on 8/23/01
Grid Sampled on 1/11/02

30 0 30 Feet

1 inch = 30 feet

Scale:	1 : 360
Created By:	Parsons
File:	Y:\Projects\Fed\Usace\springva\springva.apr
Date:	10/16/2002
Figure Number:	
Page Number:	

PARSONS

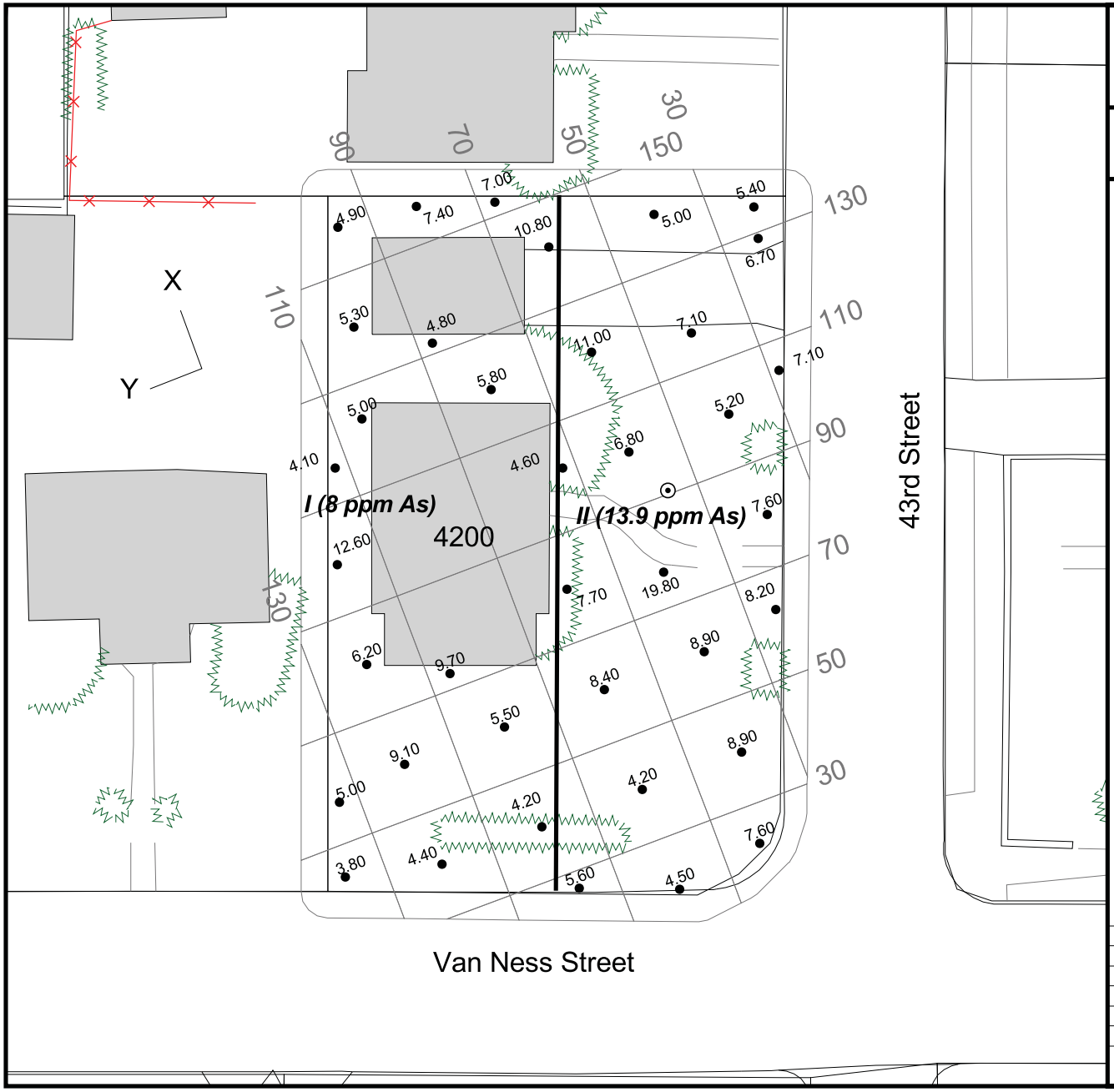

Final Grid Sampling Results
4200 43rd St (CSA 6)

Spring Valley Operable Unit 5
Washington D.C.

Legend

- Boring
- Sample Points
- 20' Grid
- Retaining Wall
- Pool
- Free Standing Wall
- Fence
- Hedge
- Sidewalk
- Roads
- Driveway
- Buildings
- Parcels

Quadrant or Half Sampling Data Indicated by Roman Numerals and Parentheses

Half Sampled on 7/13/01
Grid Sampled on 1/17/02

30 0 30 Feet

1 inch = 30 feet

Scale:	1 : 360
Created By:	Parsons
File:	Y:\Projects\Fed\Usace\springva\springva.apr
Date:	10/16/2002
Figure Number:	
Page Number:	

PARSONS

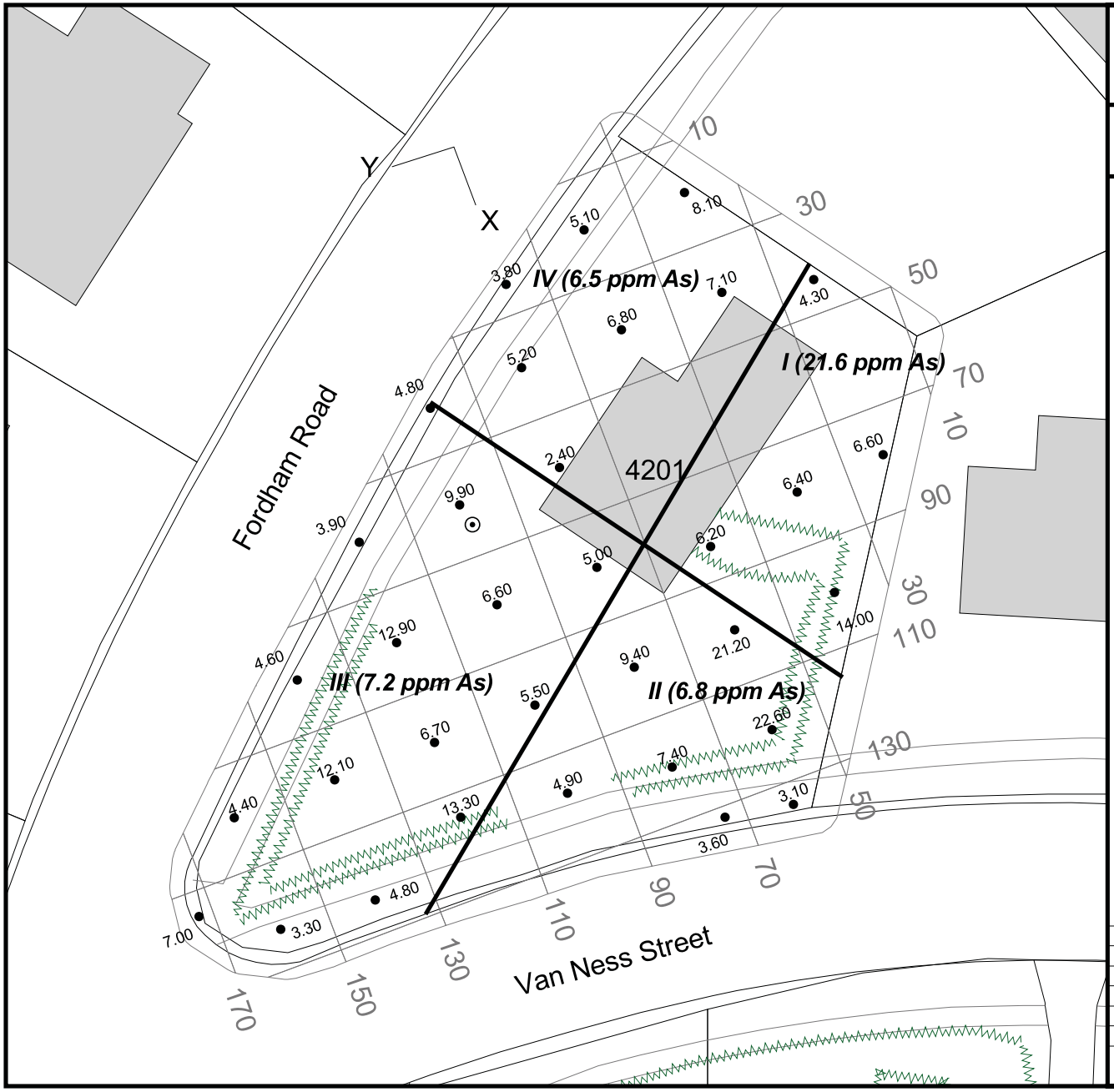

Final Grid Sampling Results
4201 Fordham Rd (CTA 1A)

Spring Valley Operable Unit 5
Washington D.C.

Legend

- Boring
- Sample Points
- 20' Grid
- Retaining Wall
- Pool
- Free Standing Wall
- Fence
- Hedge
- Sidewalk
- Roads
- Driveway
- Buildings
- Parcels

Quadrant or Half Sampling Data Indicated by Roman Numerals and Parentheses

Quadrant Sampled on 6/25/01
Grid Sampled on 1/7/02

30 0 30 Feet

1 inch = 30 feet

Scale:	1 : 360
Created By:	Parsons
File:	Y:\Projects\Fed\Usace\springva\springva.apr
Date:	10/16/2002
Figure Number:	
Page Number:	

PARSONS

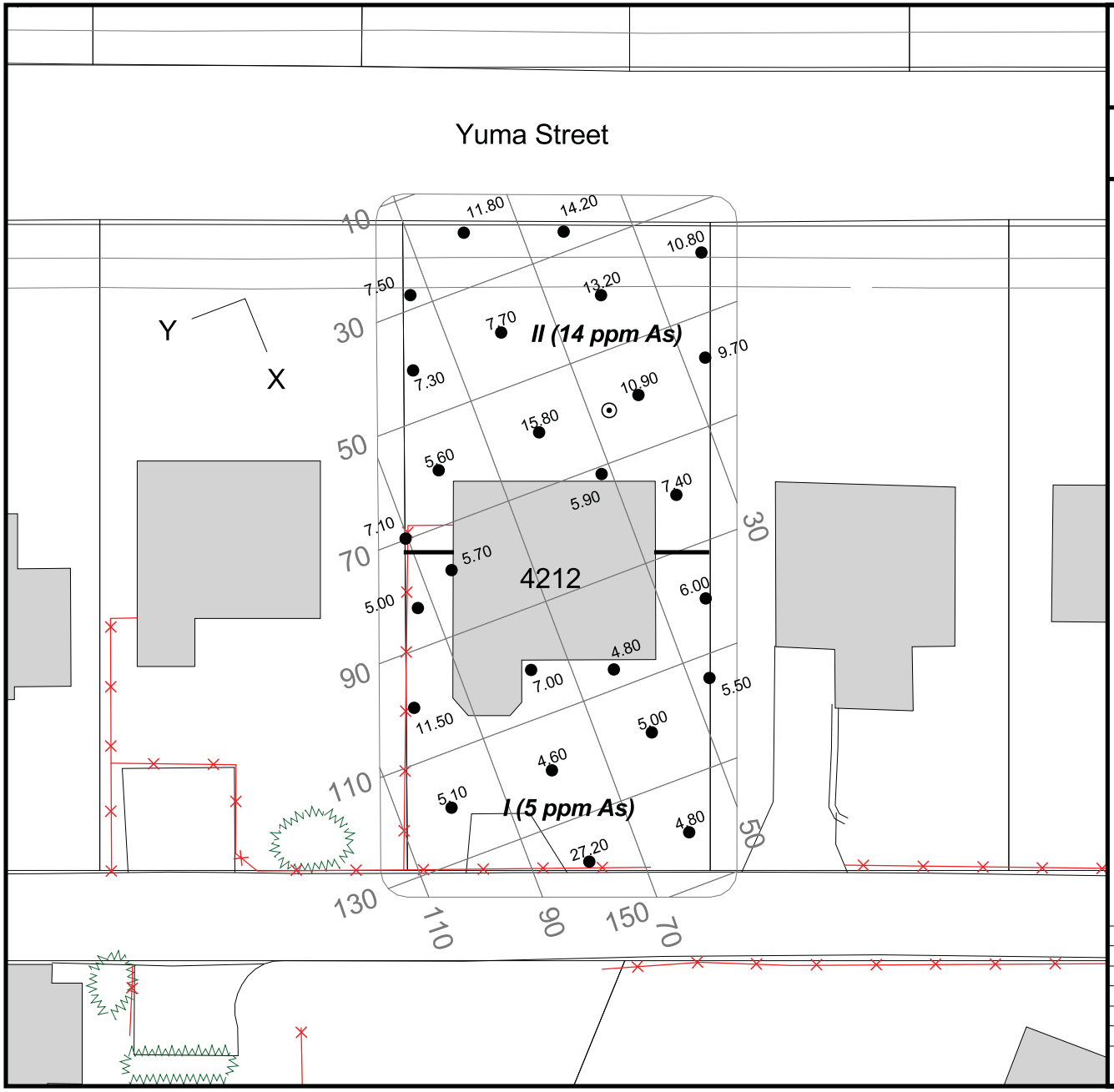

Final Grid Sampling Results
4212 Yuma St (CSA 6)

Spring Valley Operable Unit 5
Washington D.C.

Legend

- Boring
- Sample Points
- 20' Grid
- Retaining Wall
- Pool
- Free Standing Wall
- Fence
- Hedge
- Sidewalk
- Roads
- Driveway
- Buildings
- Parcels

Quadrant or Half Sampling Data Indicated by Roman Numerals and Parentheses

Half Sampled on 9/21/01
Grid Sampled on 1/24/02

30 0 30 Feet

1 inch = 30 feet

Scale:	1 : 360
Created By:	Parsons
File:	Y:\Projects\Fed\Usace\springva\springva.apr
Date:	10/16/2002
Figure Number:	
Page Number:	

PARSONS

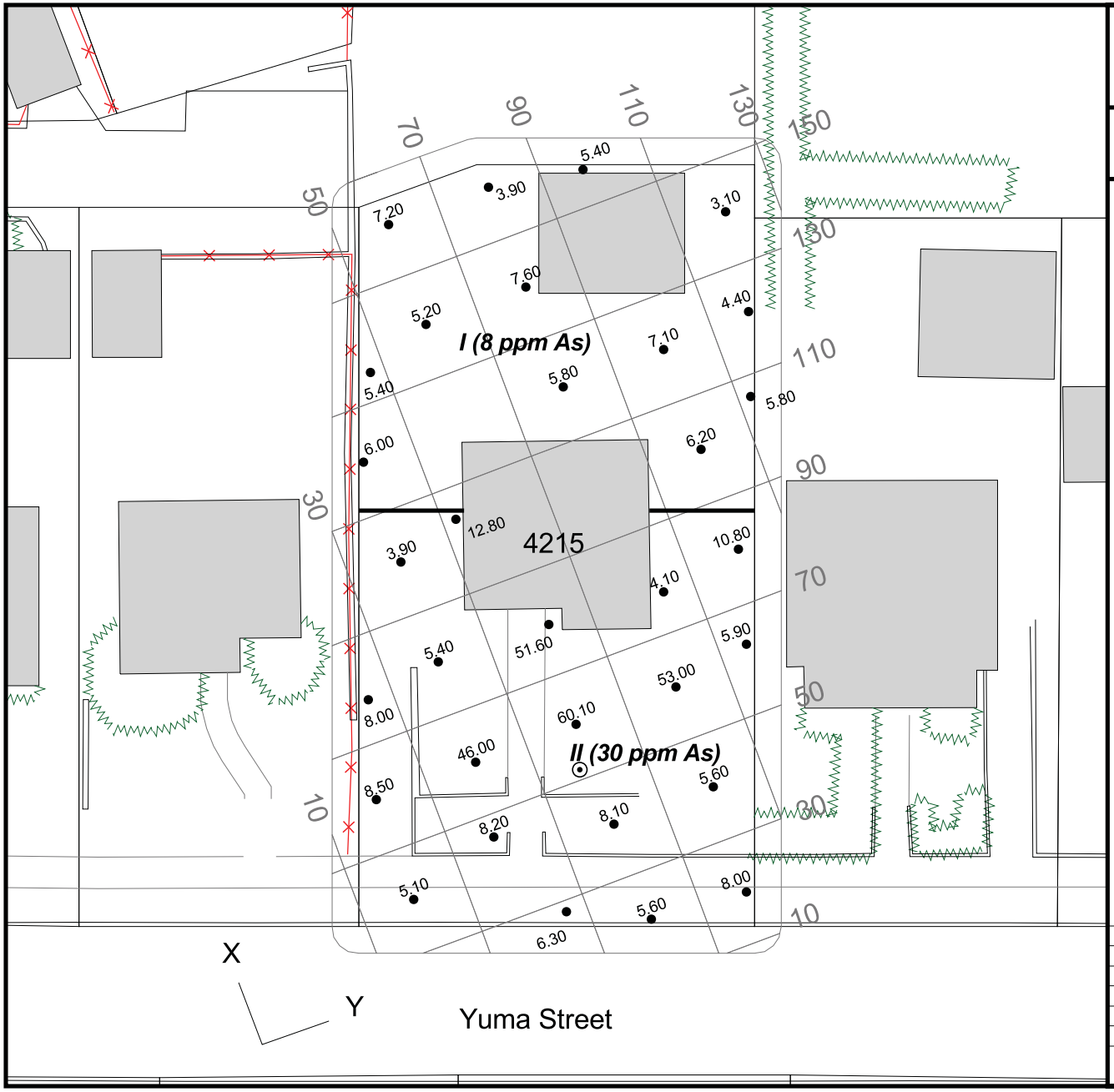

Final Grid Sampling Results
4215 Yuma St (CSA 6)

Spring Valley Operable Unit 5
Washington D.C.

Legend

- Boring
- Sample Points
- 20' Grid
- Retaining Wall
- Pool
- Free Standing Wall
- Fence
- Hedge
- Sidewalk
- Roads
- Driveway
- Buildings
- Parcels

Quadrant or Half Sampling Data Indicated by Roman Numerals and Parentheses

Half Sampled on 9/21/01
Grid Sampled on 2/27/02

30 0 30 Feet

1 inch = 30 feet

Scale:	1 : 360
Created By:	Parsons
File:	Y:\Projects\Fed\Usace\springva\springva.apr
Date:	10/16/2002
Figure Number:	
Page Number:	

PARSONS

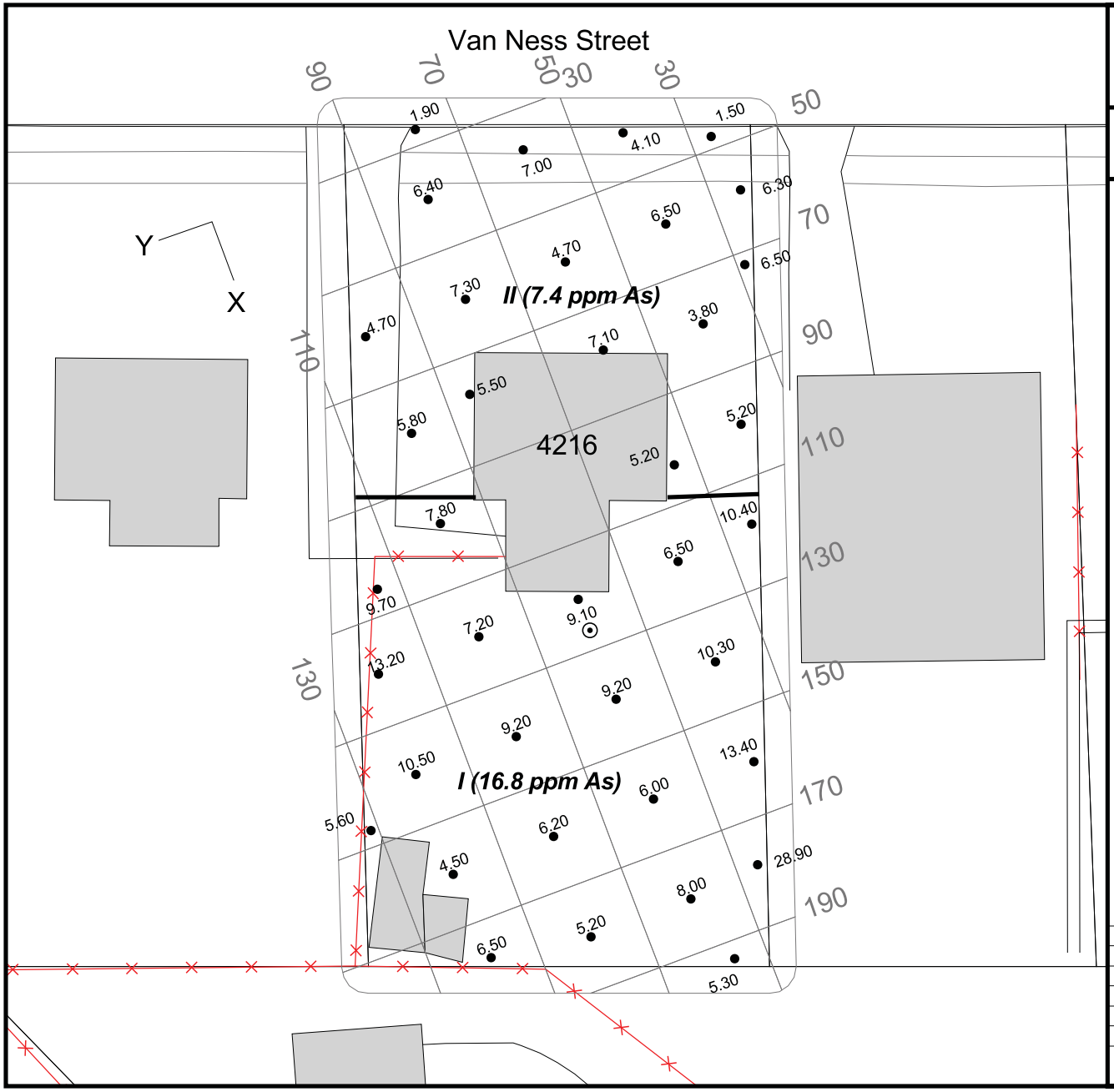

Final Grid Sampling Results
4216 Van Ness St (CSA 7)

Spring Valley Operable Unit 5
Washington D.C.

Legend

- Boring
- Sample Points
- 20' Grid
- Retaining Wall
- Pool
- Free Standing Wall
- Fence
- Hedge
- Sidewalk
- Roads
- Driveway
- Buildings
- Parcels

Quadrant or Half Sampling Data Indicated by Roman Numerals and Parentheses

Half Sampled on 10/12/01
Grid Sampled on 1/28/02

30 0 30 Feet

1 inch = 30 feet

Scale:	1 : 360
Created By:	Parsons
File:	Y:\Projects\Fed\Usace\springva\springva.apr
Date:	10/16/2002
Figure Number:	
Page Number:	

PARSONS

Final Grid Sampling Results
4219 50th St (CTA 1A)

Spring Valley Operable Unit 5
Washington D.C.

Legend

- Boring
- Sample Points
- 20' Grid
- Retaining Wall
- Pool
- Free Standing Wall
- Fence
- Hedge
- Sidewalk
- Roads
- Driveway
- Buildings
- Parcels

Quadrant or Half Sampling Data Indicated by Roman Numerals and Parentheses

Quadrant Sampled on 7/9/01
Grid Sampled on 9/26/01

30 0 30 Feet

1 inch = 30 feet

Scale:	1 : 360
Created By:	Parsons
File:	Y:\Projects\Fed\Usace\springva\springva.apr
Date:	10/16/2002
Figure Number:	
Page Number:	

PARSONS

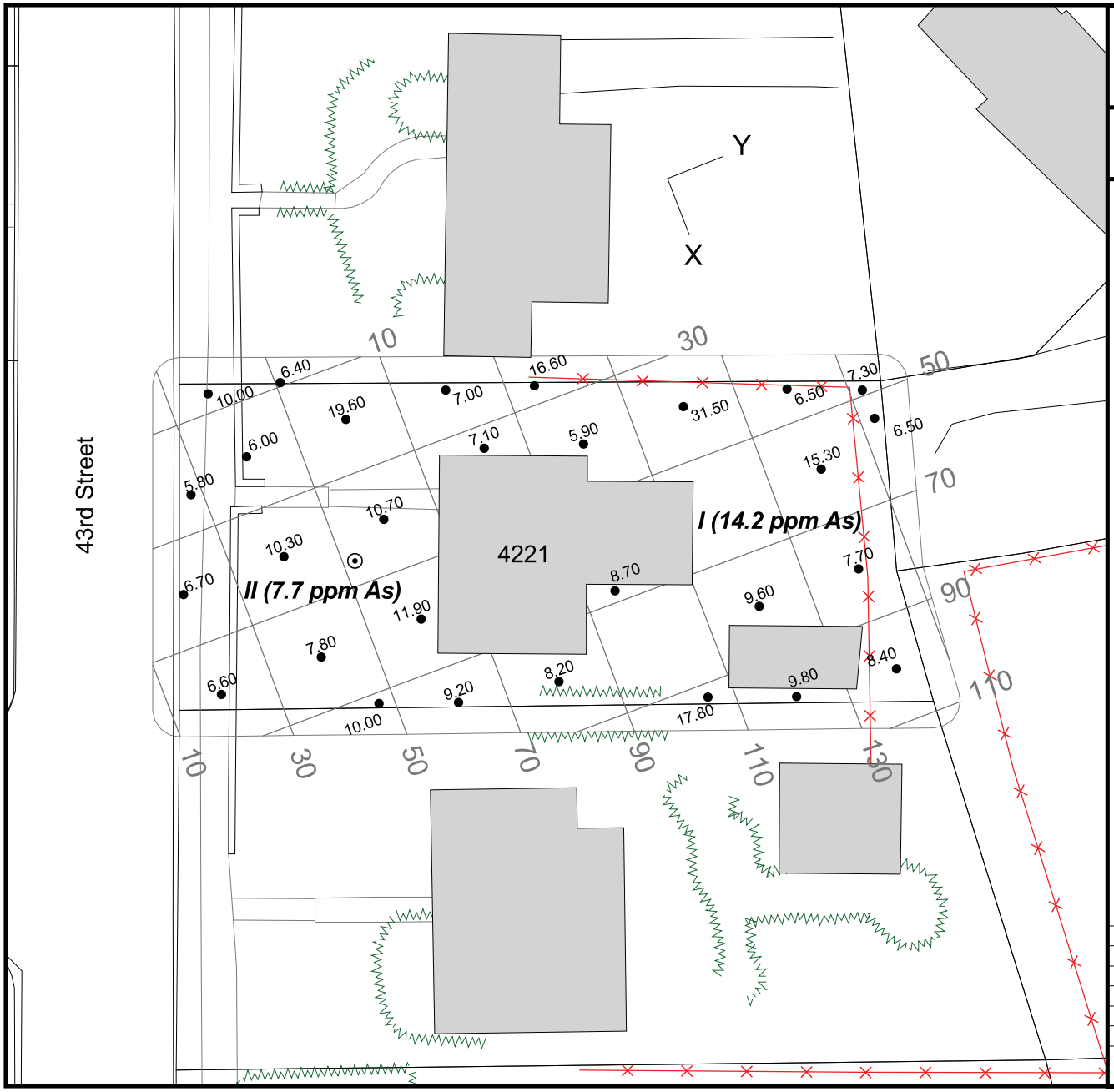

Final Grid Sampling Results
4221 43rd St (CSA 6)

Spring Valley Operable Unit 5
Washington D.C.

Legend

- Boring
- Sample Points
- Buildings
- 20' Grid
- Retaining Wall
- Free Standing Wall
- Fence
- Hedge
- Stairs
- Sidewalk
- Roads
- Driveway
- Parcels

Quadrant or Half Sampling Data Indicated by Roman Numerals and Parentheses

Half Sampled on 7/2/02
Grid Sampled on 11/7/02

30 0 30 Feet

1 inch = 30 feet

Scale:	1 : 360
Created By:	Parsons
File:	Y:\Projects\Fed\Usace\springva\springva.apr
Date:	10/16/2002
Figure Number:	
Page Number:	

PARSONS

N W E S

Final Grid Sampling Results
4226 50th Street (CTA 1A)

Spring Valley Operable Unit 5
Washington D.C.

Legend

- Boring
- Sample Points
- 20' Grid
- Retaining Wall
- Pool
- Free Standing Wall
- Fence
- Hedge
- Sidewalk
- Roads
- Driveway
- Buildings
- Parcels

Quadrant or Half Sampling Data Indicated by Roman Numerals and Parentheses

Quadrant Sampled on 6/25/01
Grid Sampled on 11/19/01

30 0 30 Feet

1 inch = 30 feet

Scale:	1 : 360
Created By:	Parsons
File:	Y:\Projects\Fed\Usace\springva\springva.apr
Date:	10/16/2002
Figure Number:	
Page Number:	

PARSONS

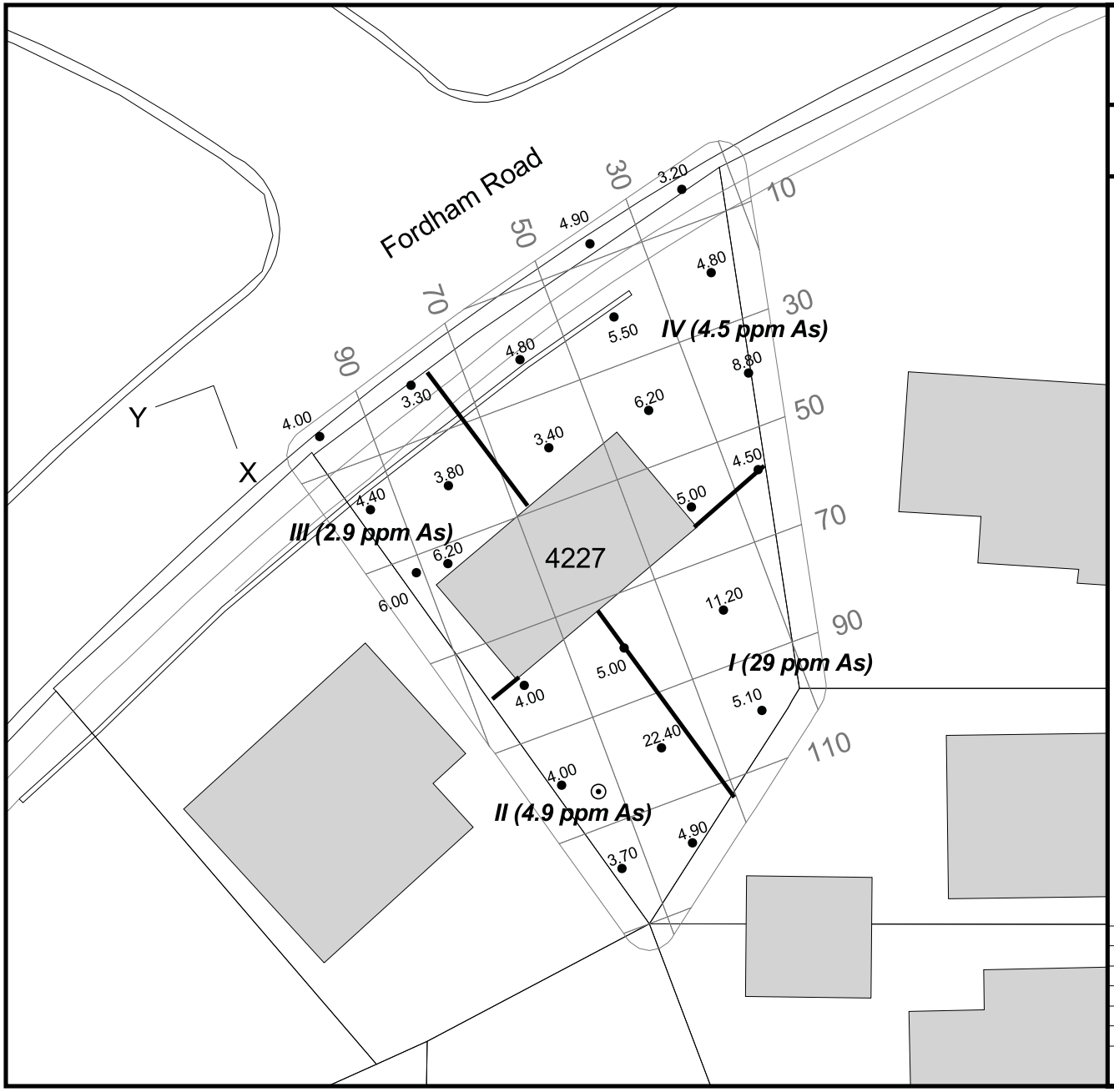

Final Grid Sampling Results
4227 Fordham Rd (CTA 1A)

Spring Valley Operable Unit 5
Washington D.C.

Legend

- Boring
- Sample Points
- 20' Grid
- Retaining Wall
- Pool
- Free Standing Wall
- Fence
- Hedge
- Sidewalk
- Roads
- Driveway
- Buildings
- Parcels

Quadrant or Half Sampling Data Indicated by Roman Numerals and Parentheses

Quadrant Sampled on 6/7/01
Grid Sampled on 12/28/01

30 0 30 Feet

1 inch = 30 feet

Scale:	1 : 360
Created By:	Parsons
File:	Y:\Projects\Fed\Usace\springva\springva.apr
Date:	10/16/2002
Figure Number:	
Page Number:	

PARSONS

Final Grid Sampling Results
4230 Fordham Rd (CTA 1A)

Spring Valley Operable Unit 5
Washington D.C.

Legend

- Boring
- Sample Points
- 20' Grid
- Retaining Wall
- Pool
- Free Standing Wall
- Fence
- Hedge
- Sidewalk
- Roads
- Driveway
- Buildings
- Parcels

Quadrant or Half Sampling Data Indicated by Roman Numerals and Parentheses

Quadrant Sampled on 6/25/01
Grid Sampled on 10/15/01

30 0 30 Feet

1 inch = 30 feet

Scale:	1 : 360
Created By:	Parsons
File:	Y:\Projects\Fed\Usace\springva\springva.apr
Date:	10/16/2002
Figure Number:	
Page Number:	

PARSONS

N W E S

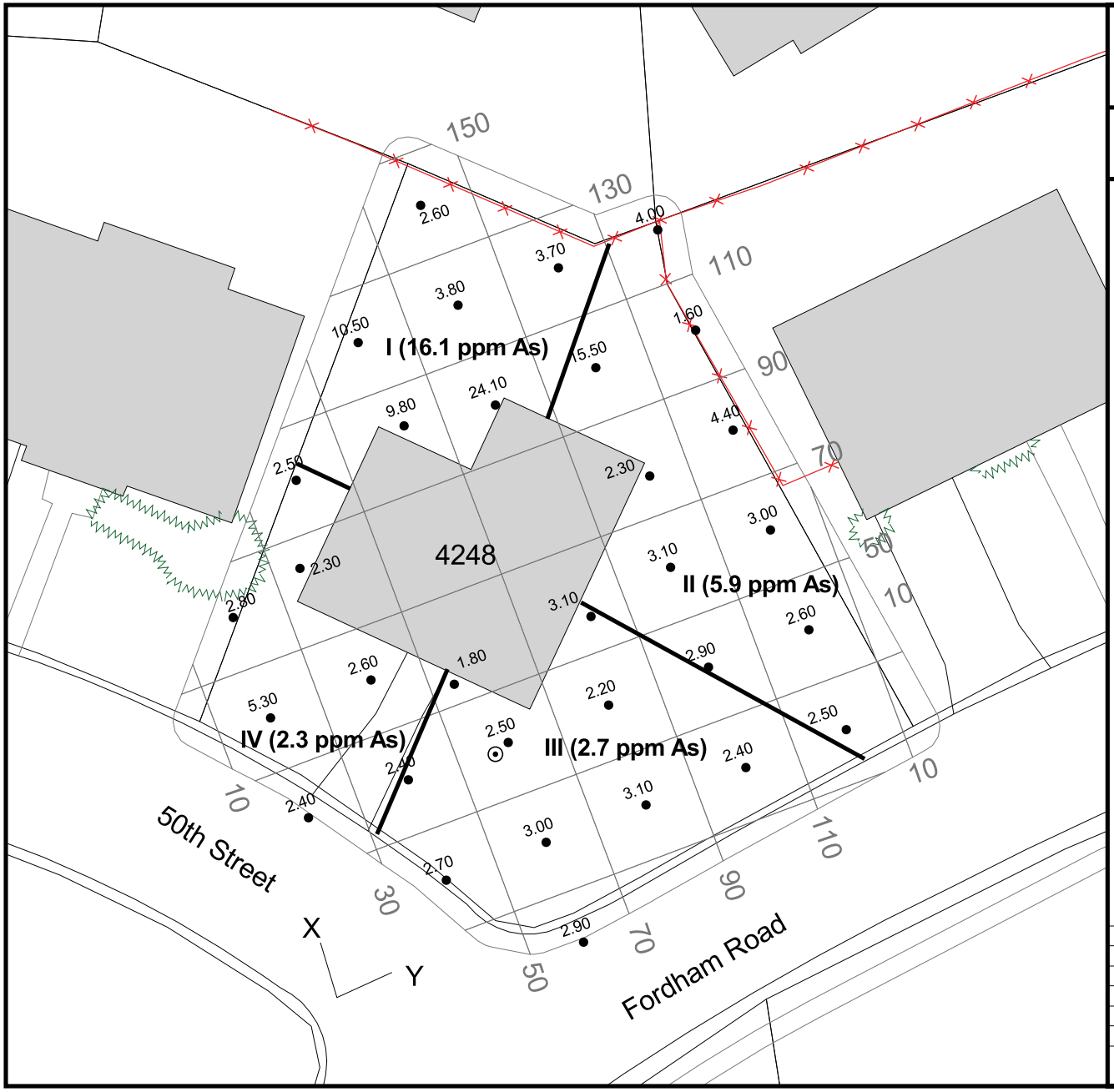

Final Grid Sampling Results
4248 50th St (CTA 1A)

Spring Valley Operable Unit 5
Washington D.C.

Legend

- Boring
- Sample Points
- 20' Grid
- Retaining Wall
- Pool
- Free Standing Wall
- Fence
- Hedge
- Sidewalk
- Roads
- Driveway
- Buildings
- Parcels

Quadrant or Half Sampling Data Indicated by Roman Numerals and Parentheses

Quadrant Sampled on 6/25/01
Grid Sampled on 11/15/01

30 0 30 Feet

1 inch = 30 feet

Scale:	1 : 360
Created By:	Parsons
File:	Y:\Projects\Fed\Usace\springva\springva.apr
Date:	10/16/2002
Figure Number:	
Page Number:	

PARSONS

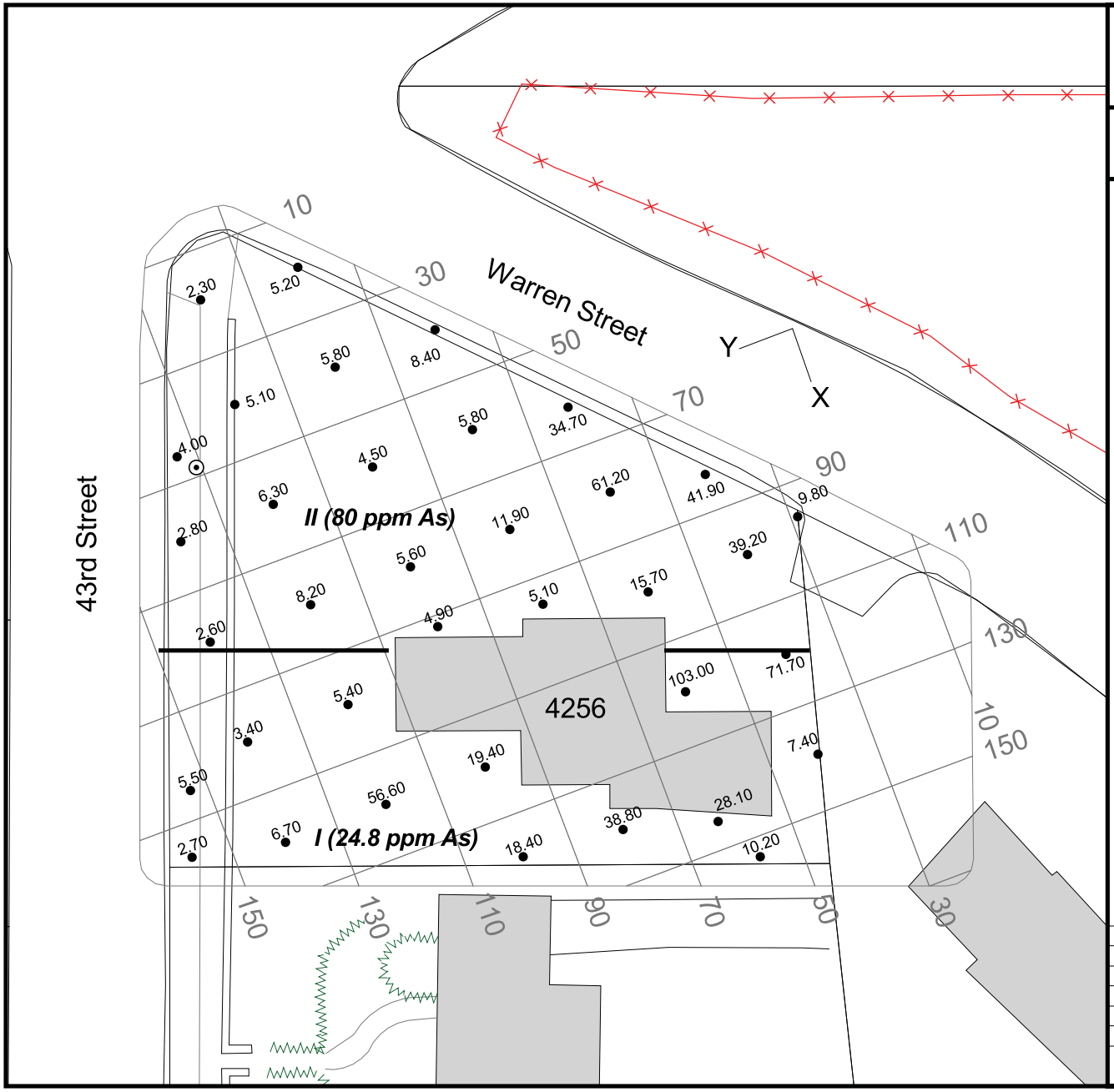

Final Grid Sampling Results
4256 Warren St (CSA 6)

Spring Valley Operable Unit 5
Washington D.C.

Legend

- Boring
- Sample Points
- 20' Grid
- Retaining Wall
- Pool
- Free Standing Wall
- Fence
- Hedge
- Sidewalk
- Roads
- Driveway
- Buildings
- Parcels

Quadrant or Half Sampling Data Indicated by Roman Numerals and Parentheses

Half Sampled on 7/30/01
Grid Sampled on 11/16/01

30 0 30 Feet

1 inch = 30 feet

Scale:	1 : 360
Created By:	Parsons
File:	Y:\Projects\Fed\Usace\springva\springva.apr
Date:	10/16/2002
Figure Number:	
Page Number:	

PARSONS

Final Grid Sampling Results
4301 Warren St (CSA 6)

Spring Valley Operable Unit 5
Washington D.C.

Legend

- Boring
- Sample Points
- 20' Grid
- Retaining Wall
- Free Standing Wall
- Fence
- Hedge
- Sidewalk
- Roads
- Driveway
- Buildings
- Parcels

Quadrant or Half Sampling Data Indicated by Roman Numerals and Parentheses

Half Sampled on 3/26/02
Grid Sampled on 12/18/02

30 0 30 Feet

1 inch = 30 feet

Scale:	1 : 360
Created By:	Parsons
File:	Y:\Projects\Fed\Usace\springva\springva.apr
Date:	2/5/2003
Figure Number:	
Page Number:	

PARSONS

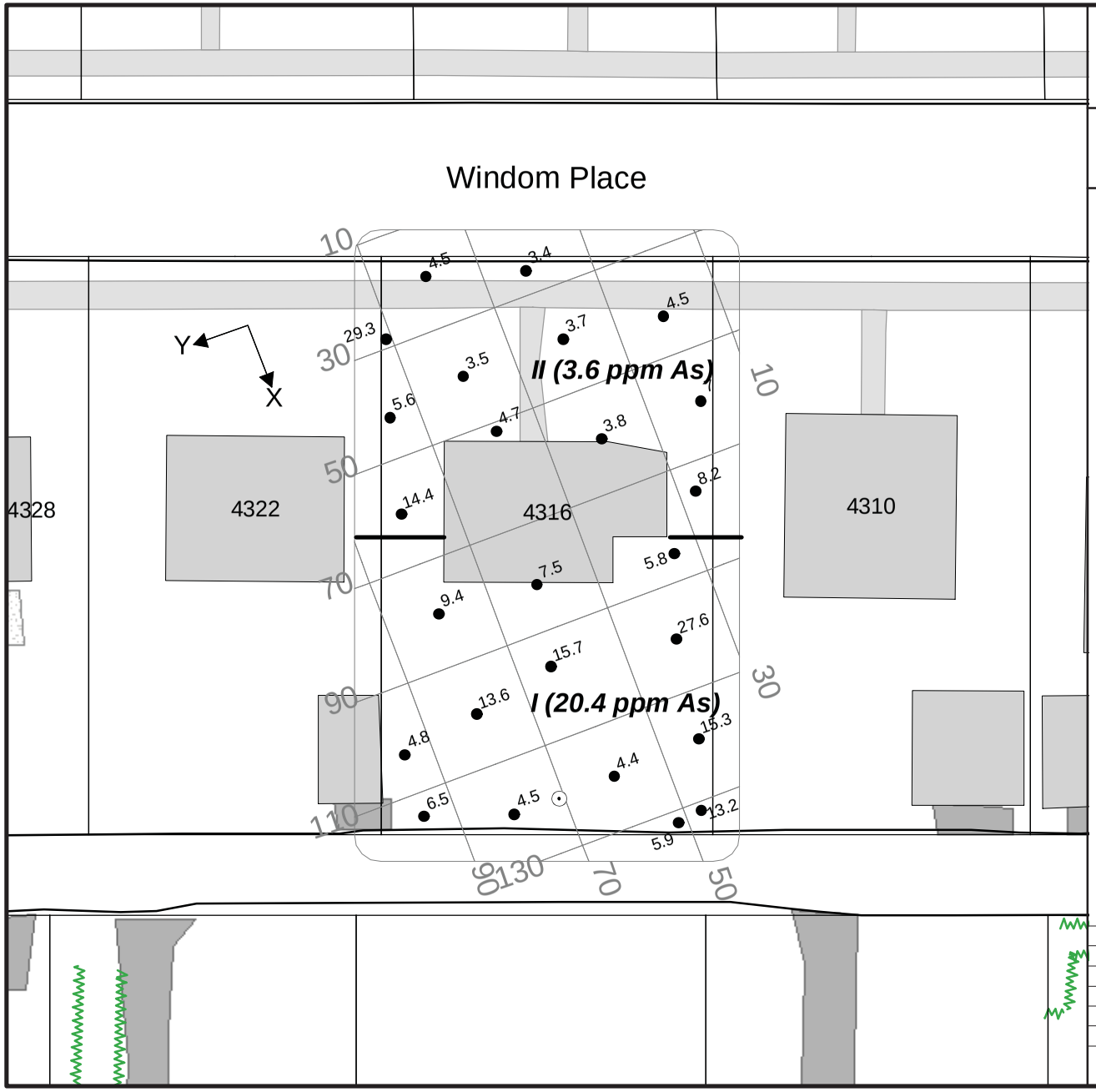

Final Grid Sampling Results
4316 Windom Pl (CSA 6)

Spring Valley Operable Unit 5
Washington, DC

Legend

- Boring
- Sample Points
- 20' Grid
- Road
- Property Boundary
- Building
- Hedge
- Retaining Wall
- Sidewalk
- Deck/Porch
- Driveway

Quadrant of Half Sampling Data Indicated by Roman Numerals and Parentheses

Quadrant Sampled on 6/11/2002
Grid Sampled on 6/3/2003

30 15 0 30 Feet

1 inch equals 30 feet

Scale:	1:360
Created By:	Parsons
File:	20031124 4316 Windom Pl Grid Sampling Results.mxd
Date:	11/24/2003
Figure Number:	
Page Number:	

PARSONS

Final Grid Sampling Results
4317 Warren St (CSA 6)

Spring Valley Operable Unit 5
Washington D.C.

Legend

- Boring
- Sample Points
- 20' Grid
- Retaining Wall
- Pool
- Free Standing Wall
- Fence
- Hedge
- Sidewalk
- Roads
- Driveway
- Buildings
- Parcels

Quadrant or Half Sampling Data Indicated by Roman Numerals and Parentheses

Half Sampled on 11/14/01
Grid Sampled on 1/30/02

30 0 30 Feet

1 inch = 30 feet

Scale:	1 : 360
Created By:	Parsons
File:	Y:\Projects\Fed\Usace\springva\springva.apr
Date:	10/16/2002
Figure Number:	
Page Number:	

PARSONS

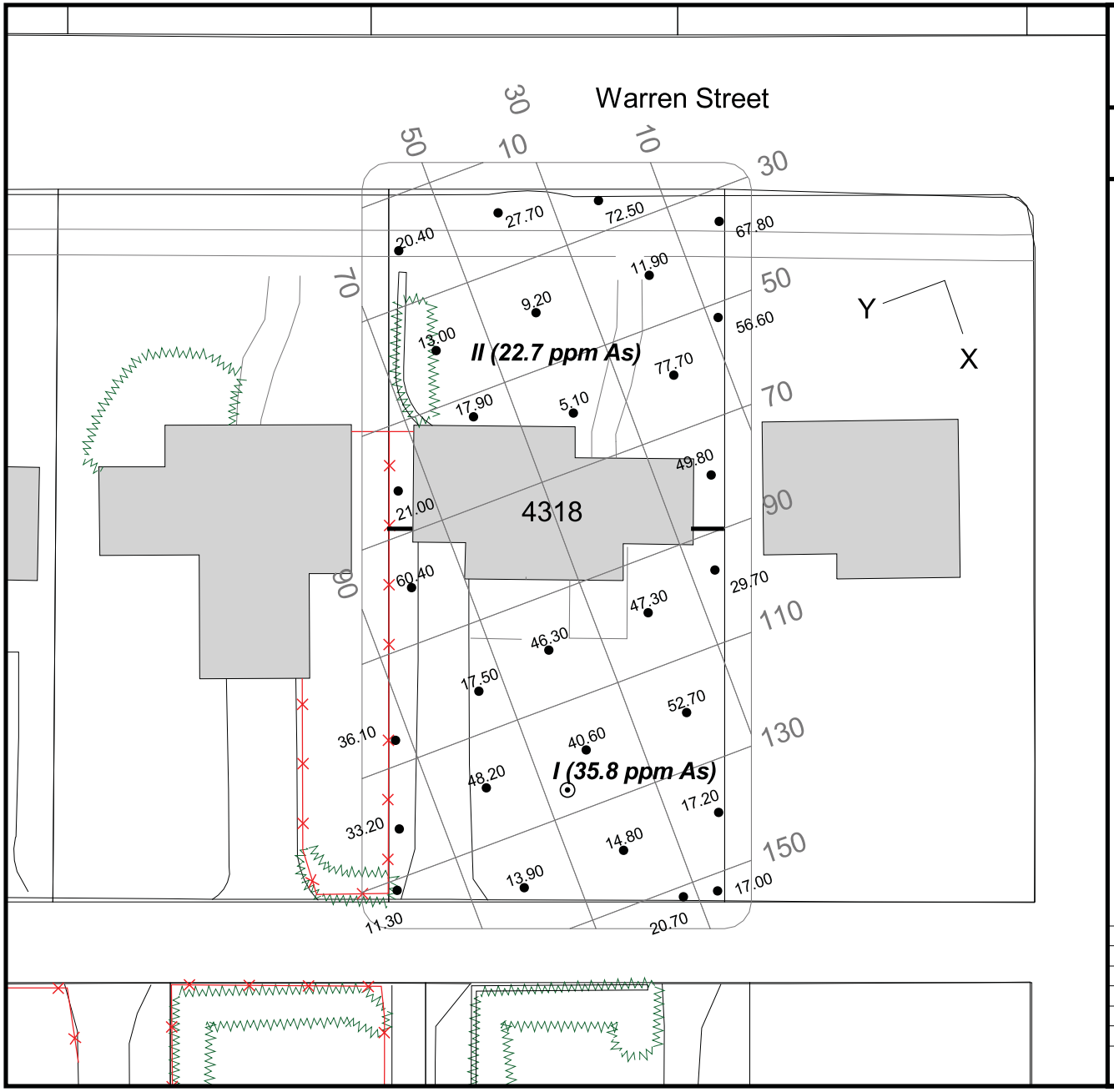

Final Grid Sampling Results
4318 Warren St (CSA 6)

Spring Valley Operable Unit 5
Washington D.C.

Legend

- Boring
- Sample Points
- 20' Grid
- Retaining Wall
- Pool
- Free Standing Wall
- Fence
- Hedge
- Sidewalk
- Roads
- Driveway
- Buildings
- Parcels

Quadrant or Half Sampling Data Indicated by Roman Numerals and Parentheses

Half Sampled on 8/24/01
Grid Sampled on 2/15/02

30 0 30 Feet

1 inch = 30 feet

Scale:	1 : 360
Created By:	Parsons
File:	Y:\Projects\Fed\Usace\springva\springva.apr
Date:	10/16/2002
Figure Number:	
Page Number:	

PARSONS

N W E S

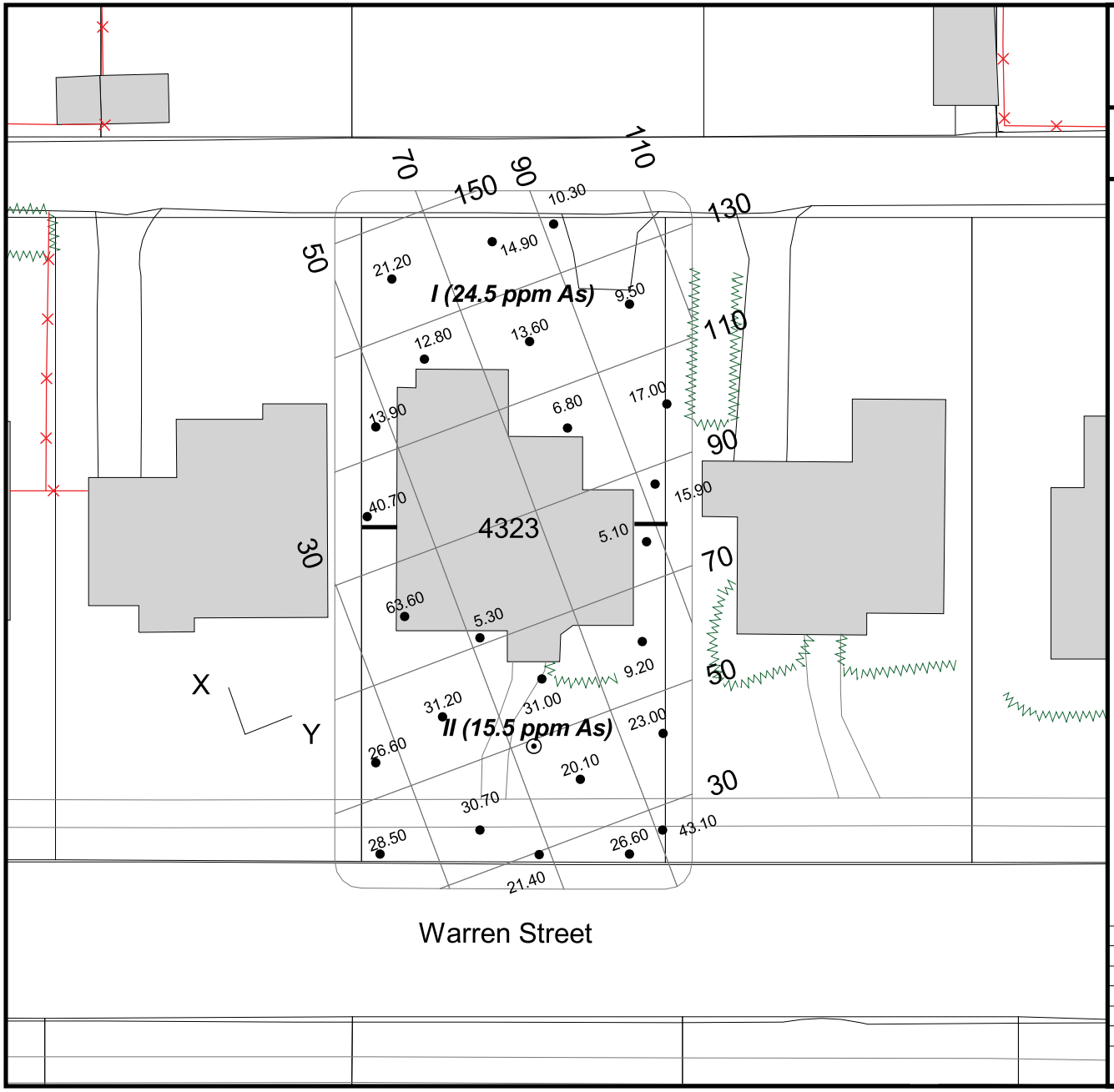

Final Grid Sampling Results
4323 Warren St (CSA 6)

Spring Valley Operable Unit 5
Washington D.C.

Legend

- Boring
- Sample Points
- 20' Grid
- Retaining Wall
- Pool
- Free Standing Wall
- Fence
- Hedge
- Sidewalk
- Roads
- Driveway
- Buildings
- Parcels

Quadrant or Half Sampling Data Indicated by Roman Numerals and Parentheses

Half Sampled on 7/27/01
Grid Sampled on 10/18/01

30 0 30 Feet

1 inch = 30 feet

Scale:	1 : 360
Created By:	Parsons
File:	Y:\Projects\Fed\Usace\springva\springva.apr
Date:	10/16/2002
Figure Number:	
Page Number:	

PARSONS

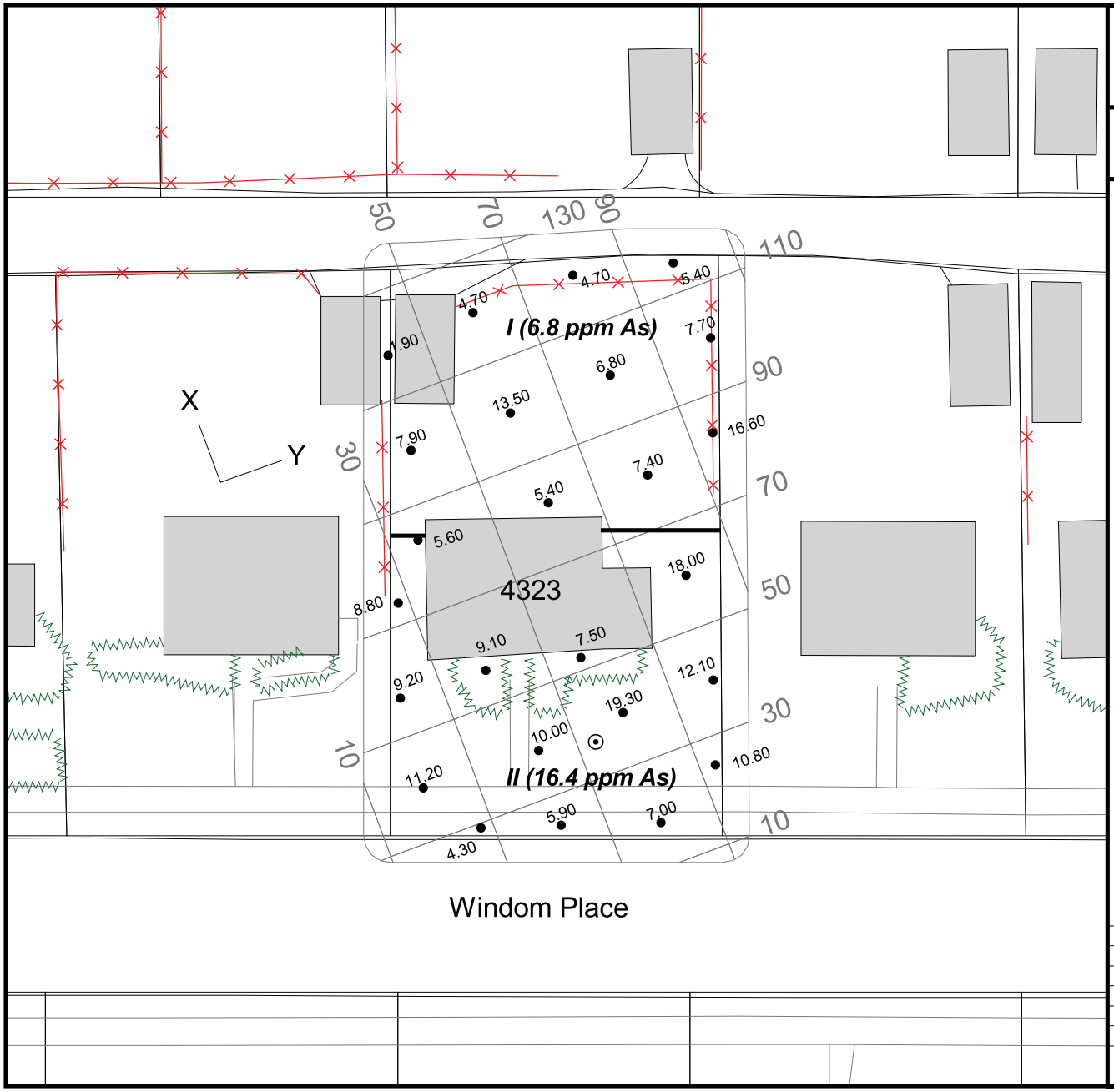

Final Grid Sampling Results
4323 Windom Pl (CSA 6)

Spring Valley Operable Unit 5
Washington D.C.

Legend

- Boring
- Sample Points
- 20' Grid
- Retaining Wall
- Stream
- Pool
- Free Standing Wall
- Fence
- Hedge
- Sidewalk
- Roads
- Driveway
- Buildings
- Parcels

Quadrant or Half Sampling Data Indicated by Roman Numerals and Parentheses

Half Sampled on 8/24/01
Grid Sampled on 2/22/02

30 0 30 Feet

1 inch = 30 feet

Scale:	1 : 360
Created By:	Parsons
File:	Y:\Projects\Fed\Usace\springva\springva.apr
Date:	10/16/2002
Figure Number:	
Page Number:	

PARSONS

N W E S

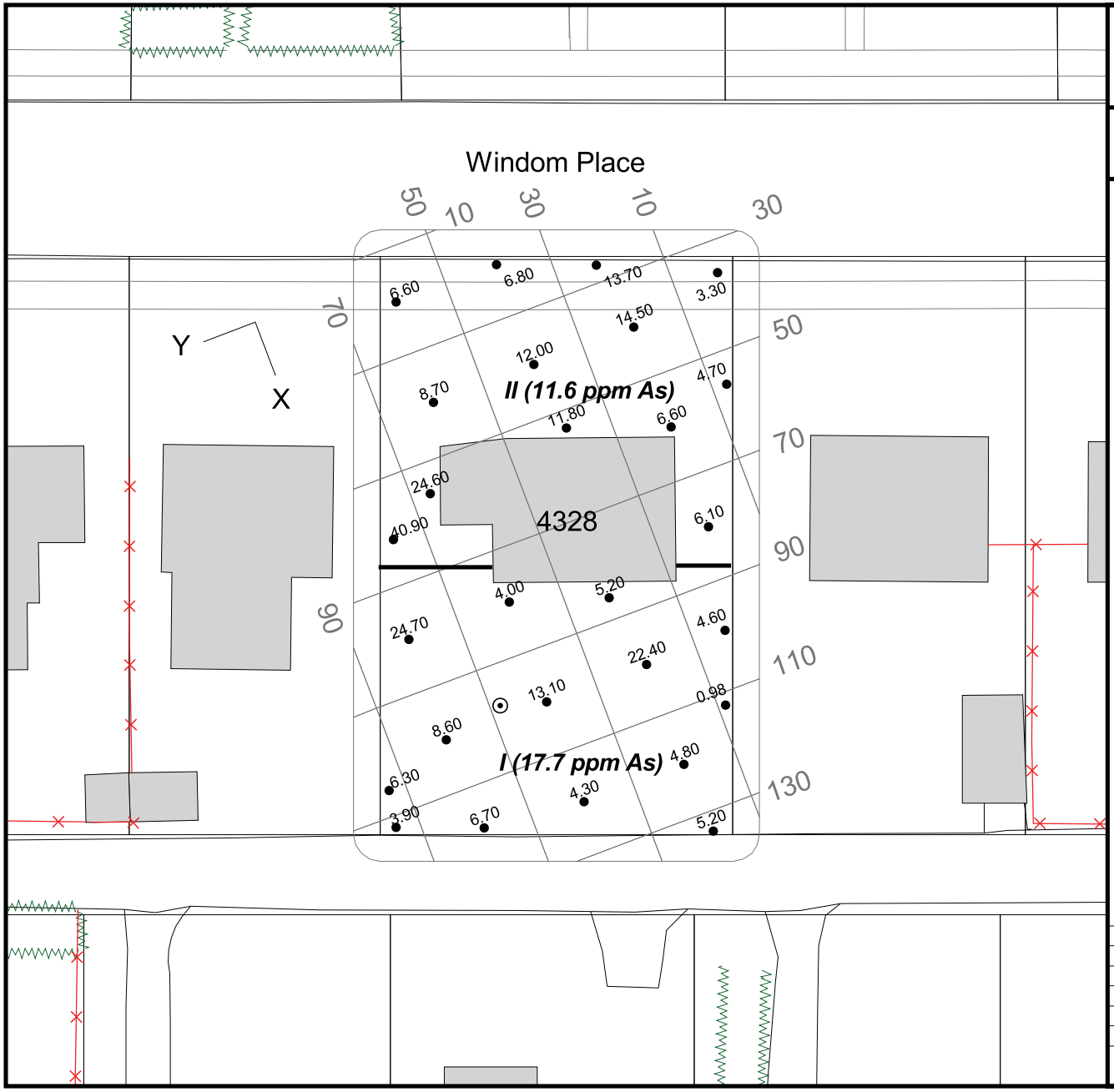

Final Grid Sampling Results
4328 Windom Pl (CSA 6)

Spring Valley Operable Unit 5
Washington D.C.

Legend

- Boring
- Sample Points
- Grid Sampling
- Retaining Wall
- Pool
- Free Standing Wall
- Fence
- Hedge
- Sidewalk
- Roads
- Driveway
- Buildings
- Parcels

Quadrant or Half Sampling Data Indicated by Roman Numerals and Parentheses

Half Sampled on 8/24/01
Grid Sampled on 12/12/01

30 0 30 Feet

1 inch = 30 feet

Scale:	1 : 360
Created By:	Parsons
File:	Y:\Projects\Fed\Usace\springva\springva.apr
Date:	10/16/2002
Figure Number:	
Page Number:	

PARSONS

Final Grid Sampling Results
4329 Verplanck Pl (CSA 6)

Spring Valley Operable Unit 5
Washington D.C.

Legend

- Boring
- Sample Points
- 20' Grid
- Retaining Wall
- Pool
- Free Standing Wall
- Fence
- Hedge
- Sidewalk
- Roads
- Driveway
- Buildings
- Parcels

Quadrant or Half Sampling Data Indicated by Roman Numerals and Parentheses

Half Sampled on 7/20/01
Grid Sampled on 11/27/01

30 0 30 Feet

1 inch = 30 feet

Scale:	1 : 360
Created By:	Parsons
File:	Y:\Projects\Fed\Usace\springva\springva.apr
Date:	10/16/2002
Figure Number:	
Page Number:	

PARSONS

N W E S

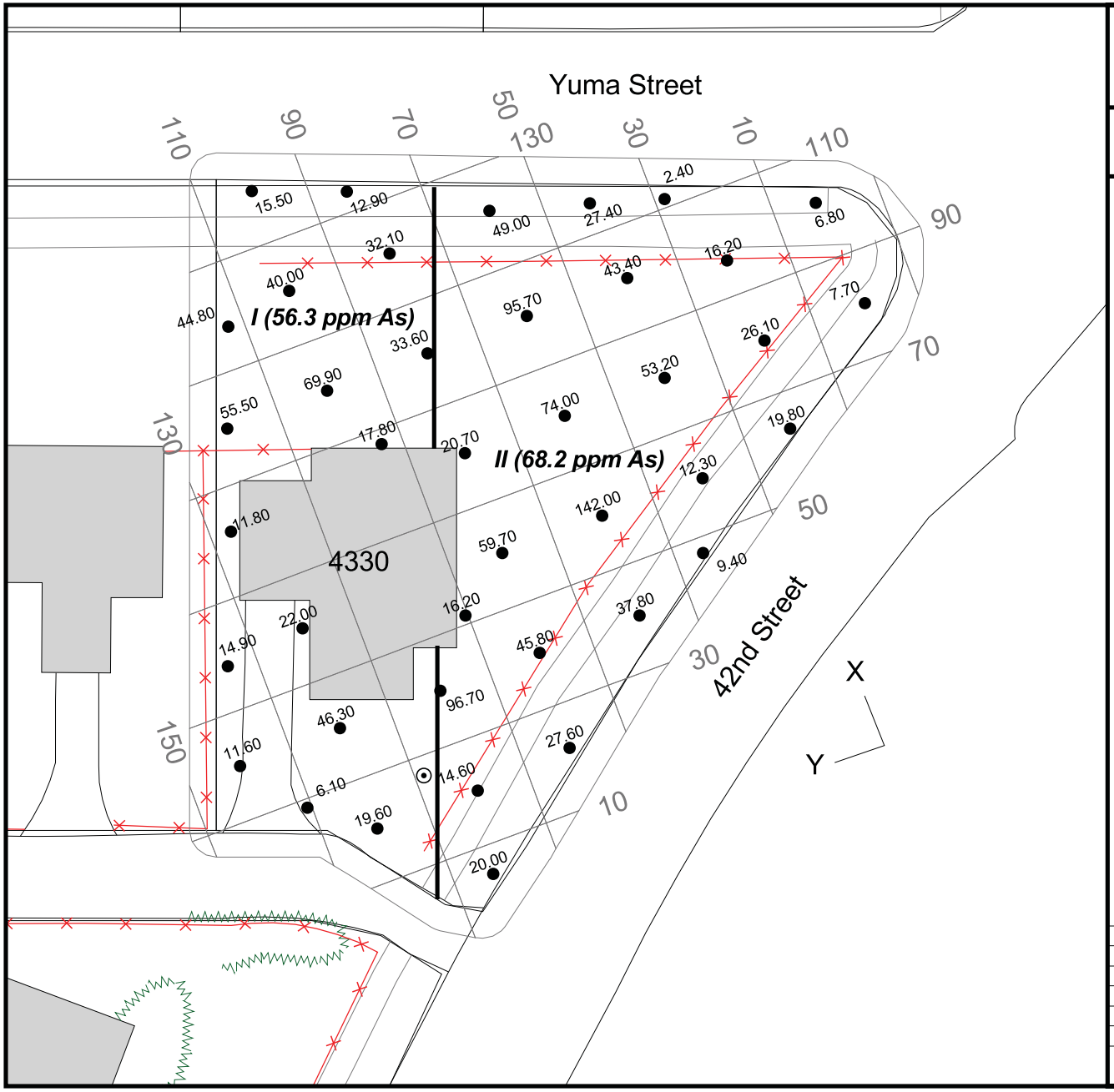

Final Grid Sampling Results
4330 42nd St (CSA 6)

Spring Valley Operable Unit 5
Washington D.C.

Legend

- Boring
- Sample Points
- 20' Grid
- Retaining Wall
- Pool
- Free Standing Wall
- Fence
- Hedge
- Sidewalk
- Roads
- Driveway
- Buildings
- Parcels

Quadrant or Half Sampling Data Indicated by Roman Numerals and Parentheses

Half Sampled on 8/17/01
Grid Sampled on 11/21/01

30 0 30 Feet

1 inch = 30 feet

Scale:	1 : 360
Created By:	Parsons
File:	Y:\Projects\Fed\Usace\springva\springva.apr
Date:	10/16/2002
Figure Number:	
Page Number:	

PARSONS

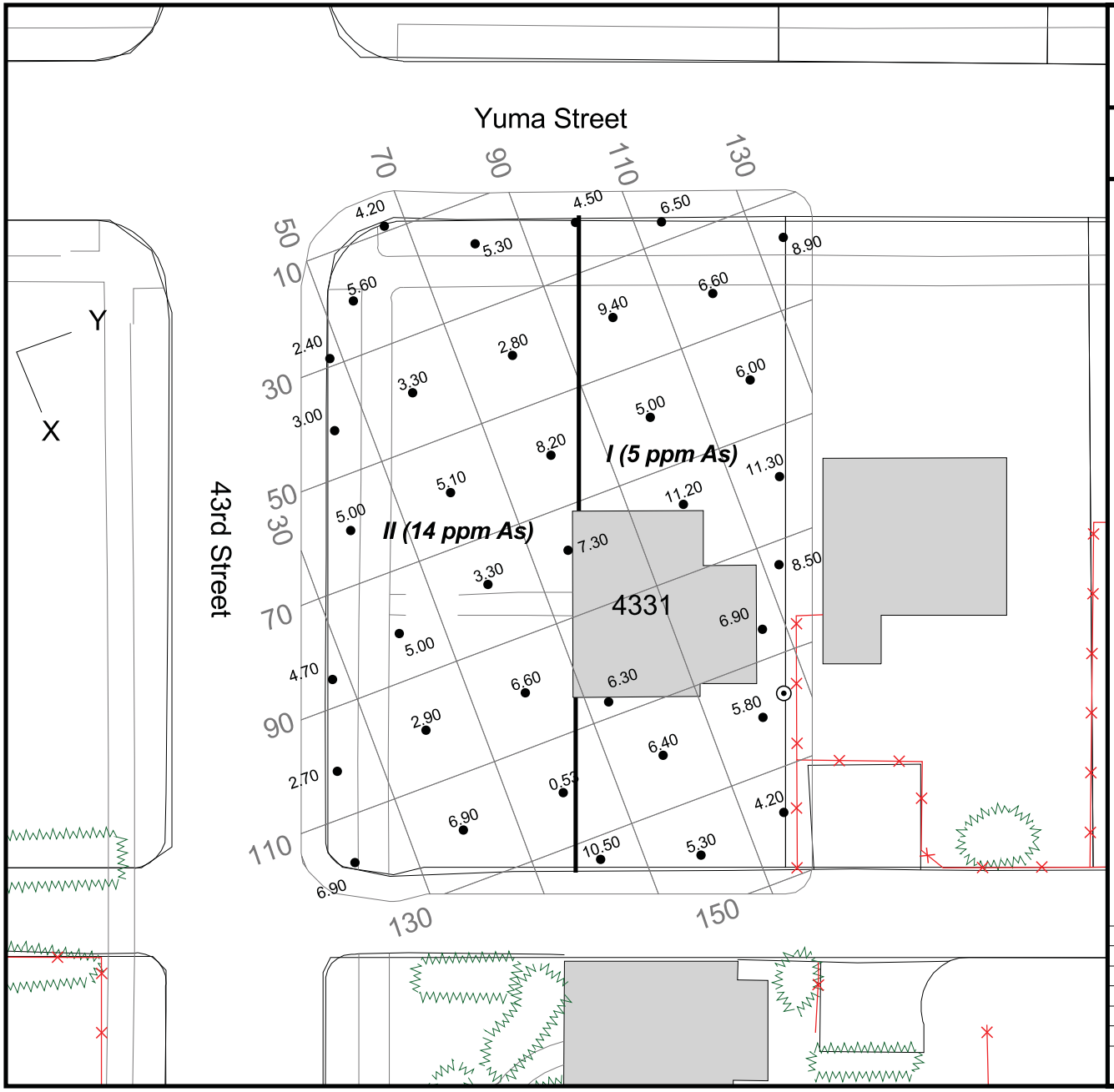

Final Grid Sampling Results
4331 43rd St (CSA 6)

Spring Valley Operable Unit 5
Washington D.C.

Legend

- Boring
- Sample Points
- 20' Grid
- Retaining Wall
- Pool
- Free Standing Wall
- Fence
- Hedge
- Sidewalk
- Roads
- Driveway
- Buildings
- Parcels

Quadrant or Half Sampling Data Indicated by Roman Numerals and Parentheses

Half Sampled on 7/20/01
Grid Sampled on 1/25/02

30 0 30 Feet

1 inch = 30 feet

Scale:	1 : 360
Created By:	Parsons
File:	Y:\Projects\Fed\Usace\springva\springva.apr
Date:	10/16/2002
Figure Number:	
Page Number:	

PARSONS

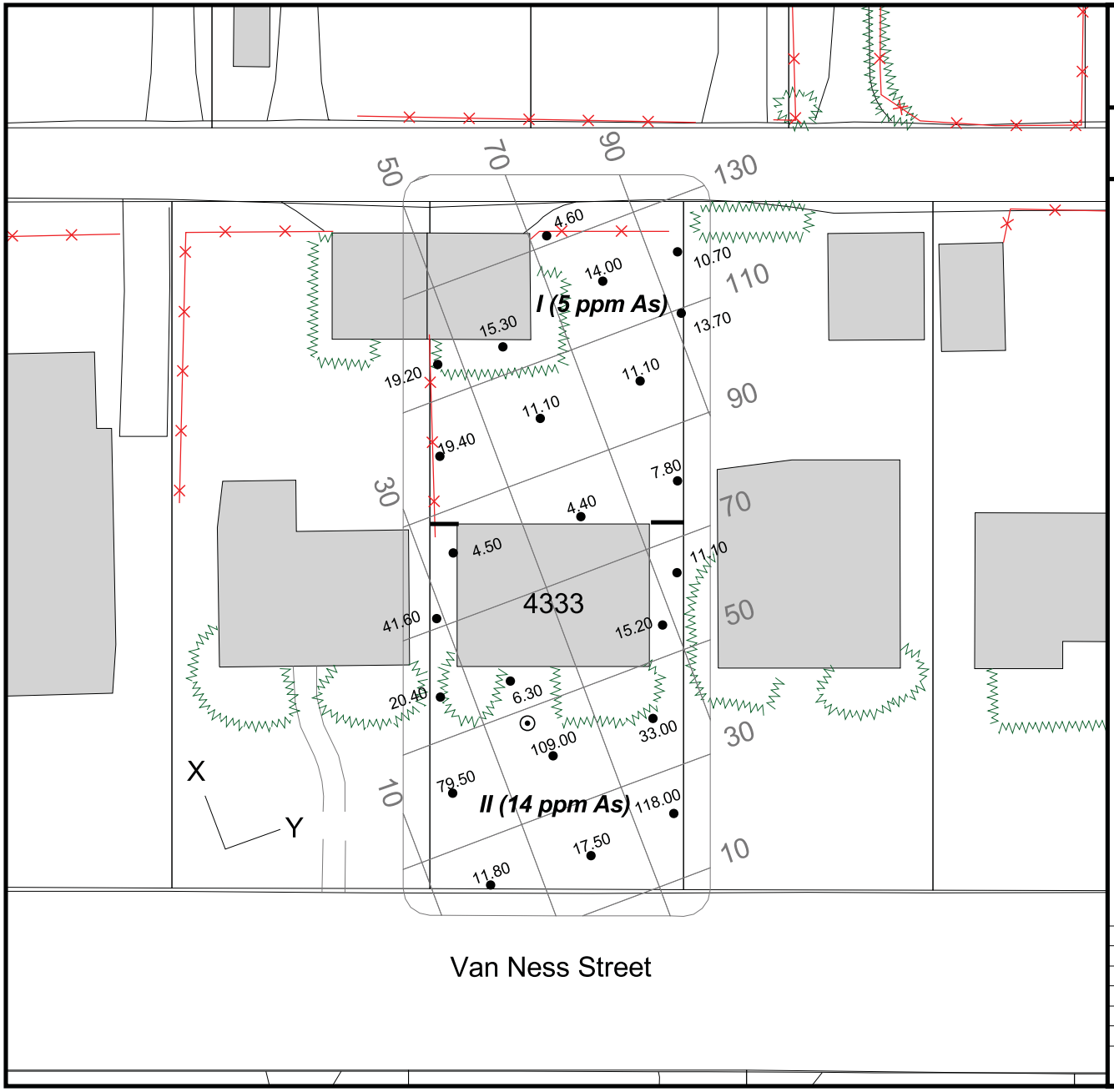

Final Grid Sampling Results
4333 Van Ness St (CSA 6)

Spring Valley Operable Unit 5
Washington D.C.

Legend

- Boring
- Sample Points
- 20' Grid
- Retaining Wall
- Pool
- Free Standing Wall
- Fence
- Hedge
- Sidewalk
- Roads
- Driveway
- Buildings
- Parcels

Quadrant or Half Sampling Data Indicated by Roman Numerals and Parentheses

Half Sampled on 7/30/01
Grid Sampled on 1/24/02

30 0 30 Feet

1 inch = 30 feet

Scale:	1 : 360
Created By:	Parsons
File:	Y:\Projects\Fed\Usace\springva\springva.apr
Date:	10/16/2002
Figure Number:	
Page Number:	

PARSONS

Final Grid Sampling Results
4337 Verplanck Pl (CSA 6)

Spring Valley Operable Unit 5
Washington D.C.

Legend

- Boring
- Sample Points
- 20' Grid
- Retaining Wall
- Pool
- Free Standing Wall
- Fence
- Hedge
- Sidewalk
- Roads
- Driveway
- Buildings
- Parcels

Quadrant or Half Sampling Data Indicated by Roman Numerals and Parentheses

Half Sampled on 7/25/01
Grid Sampled on 11/28/01

30 0 30 Feet

1 inch = 30 feet

Scale:	1 : 360
Created By:	Parsons
File:	Y:\Projects\Fed\Usace\springva\springva.apr
Date:	10/16/2002
Figure Number:	
Page Number:	

PARSONS

N W E S

Final Grid Sampling Results
4341 Warren St (CSA 6)

Spring Valley Operable Unit 5
Washington D.C.

Legend

- Boring
- Sample Points
- 20' Grid
- Retaining Wall
- Pool
- Free Standing Wall
- Fence
- Hedge
- Sidewalk
- Roads
- Driveway
- Buildings
- Parcels

Quadrant or Half Sampling Data Indicated by Roman Numerals and Parentheses

Half Sampled on 8/24/01
Grid Sampled on 1/11/02

30 0 30 Feet

1 inch = 30 feet

Scale:	1 : 360
Created By:	Parsons
File:	Y:\Projects\Fed\Usace\springva\springva.apr
Date:	10/16/2002
Figure Number:	
Page Number:	

PARSONS

N W E S

Final Grid Sampling Results
4347 Warren St (CSA 6)

Spring Valley Operable Unit 5
Washington D.C.

Legend

- Boring
- Sample Points
- 20' Grid
- Retaining Wall
- Pool
- Free Standing Wall
- Fence
- Hedge
- Sidewalk
- Roads
- Driveway
- Buildings
- Parcels

Quadrant or Half Sampling Data Indicated by Roman Numerals and Parentheses

Half Sampled on 11/9/01
Grid Sampled on 1/29/02

30 0 30 Feet

1 inch = 30 feet

Scale:	1 : 360
Created By:	Parsons
File:	Y:\Projects\Fed\Usace\springva\springva.apr
Date:	10/16/2002
Figure Number:	
Page Number:	

PARSONS

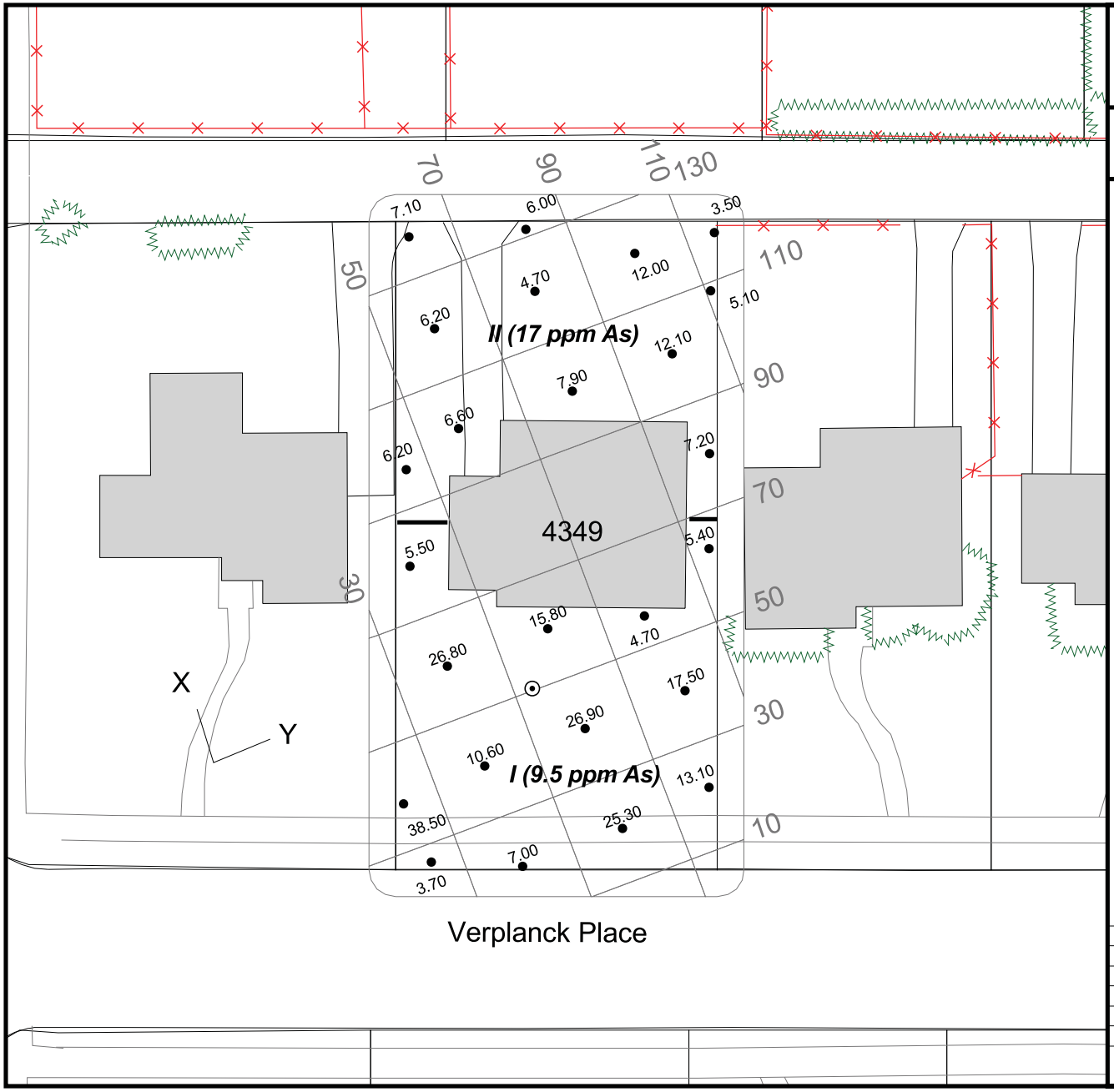

Final Grid Sampling Results
4349 Verplanck Pl (CSA 6)

Spring Valley Operable Unit 5
Washington D.C.

Legend

- Boring
- Sample Points
- 20' Grid
- Retaining Wall
- Pool
- Free Standing Wall
- Fence
- Hedge
- Sidewalk
- Roads
- Driveway
- Buildings
- Parcels

Quadrant or Half Sampling Data Indicated by Roman Numerals and Parentheses

Half Sampled on 8/23/01
Grid Sampled on 12/14/01

30 0 30 Feet

1 inch = 30 feet

Scale:	1 : 360
Created By:	Parsons
File:	Y:\Projects\Fed\Usace\springva\springva.apr
Date:	10/16/2002
Figure Number:	
Page Number:	

PARSONS

N W E S

Final Grid Sampling Results
4354 Warren St (CSA 6)

Spring Valley Operable Unit 5
Washington D.C.

Legend

- Boring
- Sample Points
- 20' Grid
- Retaining Wall
- Stream
- Pool
- Free Standing Wall
- Fence
- Hedge
- Sidewalk
- Roads
- Driveway
- Buildings
- Parcels

Quadrant or Half Sampling Data Indicated by Roman Numerals and Parentheses

Half Sampled on 11/4/01
Grid Sampled on 2/21/02

30 0 30 Feet

1 inch = 30 feet

Scale:	1 : 360
Created By:	Parsons
File:	Y:\Projects\Fed\Usace\springva\springva.apr
Date:	10/16/2002
Figure Number:	
Page Number:	

PARSONS

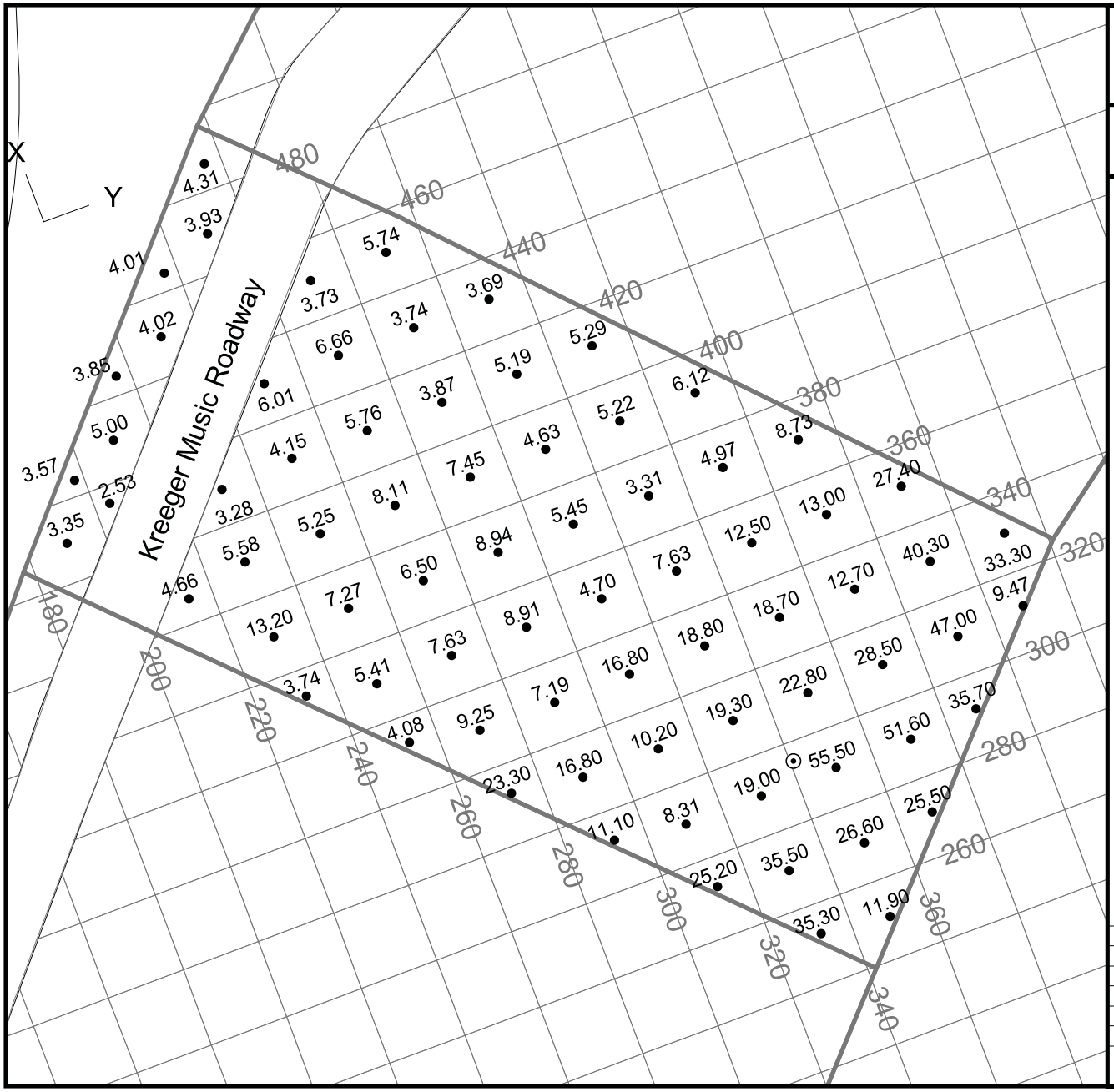

Final Grid Sampling Results
OU4-AU10

Spring Valley Operable Unit 4
Washington D.C.

Legend

- Boring
- Sample Points
- 20' Grid
- Non-Residential Lots
- Retaining Wall
- Free Standing Wall
- Hedge
- Sidewalk
- Roads
- Driveway
- Buildings

Quadrant or Half Sampling Data Indicated by Roman Numerals and Parentheses

Quadrant Sampled on 11/15/00
Grid Sampled on 3/14/01

40 0 40 Feet

1 inch = 40 feet

Scale:	1 : 480
Created By:	Parsons
File:	Y:\Projects\Fed\Usace\springva\springva.apr
Date:	10/16/2002
Figure Number:	
Page Number:	

PARSONS

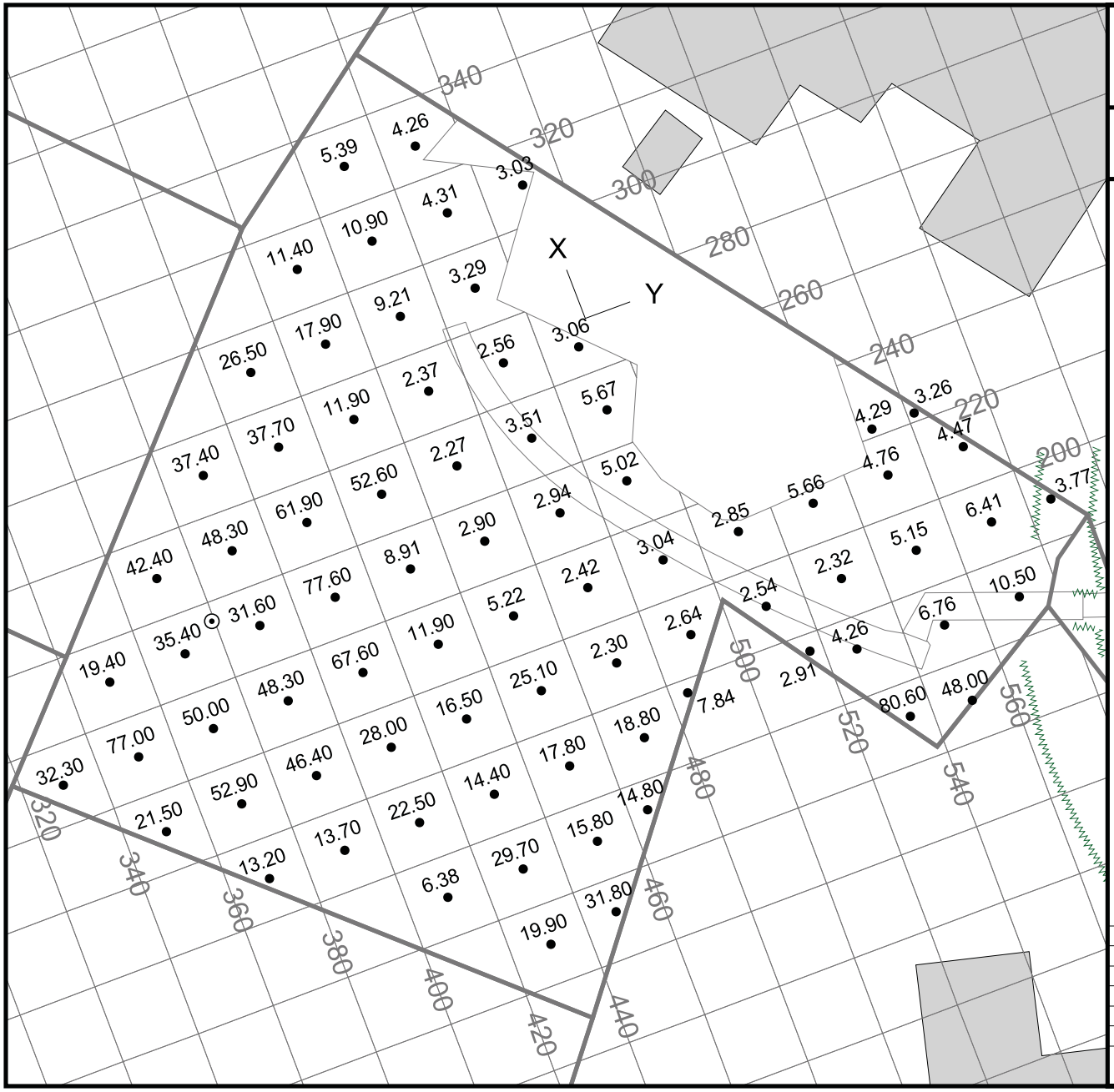

Final Grid Sampling Results
OU4-AU11

Spring Valley Operable Unit 4
Washington D.C.

Legend

- Boring
- Sample Points
- 20' Grid
- Non-Residential Lots
- Retaining Wall
- Free Standing Wall
- Hedge
- Sidewalk
- Roads
- Driveway
- Buildings

Quadrant or Half Sampling Data Indicated by Roman Numerals and Parentheses

Quadrant Sampled on 11/16/00
Grid Sampled on 3/19/01

40 0 40 Feet

1 inch = 40 feet

Scale:	1 : 480
Created By:	Parsons
File:	Y:\Projects\Fed\Usace\springva\springva.apr
Date:	10/16/2002
Figure Number:	
Page Number:	

PARSONS

Final Grid Sampling Results
OU4-AU12

Spring Valley Operable Unit 4
Washington D.C.

Legend

- Boring
- Sample Points
- 20' Grid
- Non-Residential Lots
- Retaining Wall
- Free Standing Wall
- Hedge
- Sidewalk
- Roads
- Driveway
- Buildings

Quadrant or Half Sampling Data Indicated by Roman Numerals and Parentheses

Quadrant Sampled on 11/22/00
Grid Sampled on 1/4/01

50 0 50 Feet

1 inch = 50 feet

Scale:	1 : 600
Created By:	Parsons
File:	Y:\Projects\Fed\Usace\springva\springva.apr
Date:	10/16/2002
Figure Number:	
Page Number:	

PARSONS

Final Grid Sampling Results
OU4-CDC

Spring Valley Operable Unit 4
Washington D.C.

Legend

- Boring
- Sample Points
- 20' Grid
- Non-Residential Lots
- Retaining Wall
- Free Standing Wall
- Hedge
- Sidewalk
- Roads
- Driveway
- Buildings

Quadrant or Half Sampling Data Indicated by Roman Numerals and Parentheses

Quadrant Sampled on 11/22/00
Grid Sampled on 1/4/01

30 0 30 Feet

1 inch = 30 feet

Scale:	1 : 360
Created By:	Parsons
File:	Y:\Projects\Fed\Usace\springva\springva.apr
Date:	02/18/2003
Figure Number:	
Page Number:	

PARSONS

N W E S

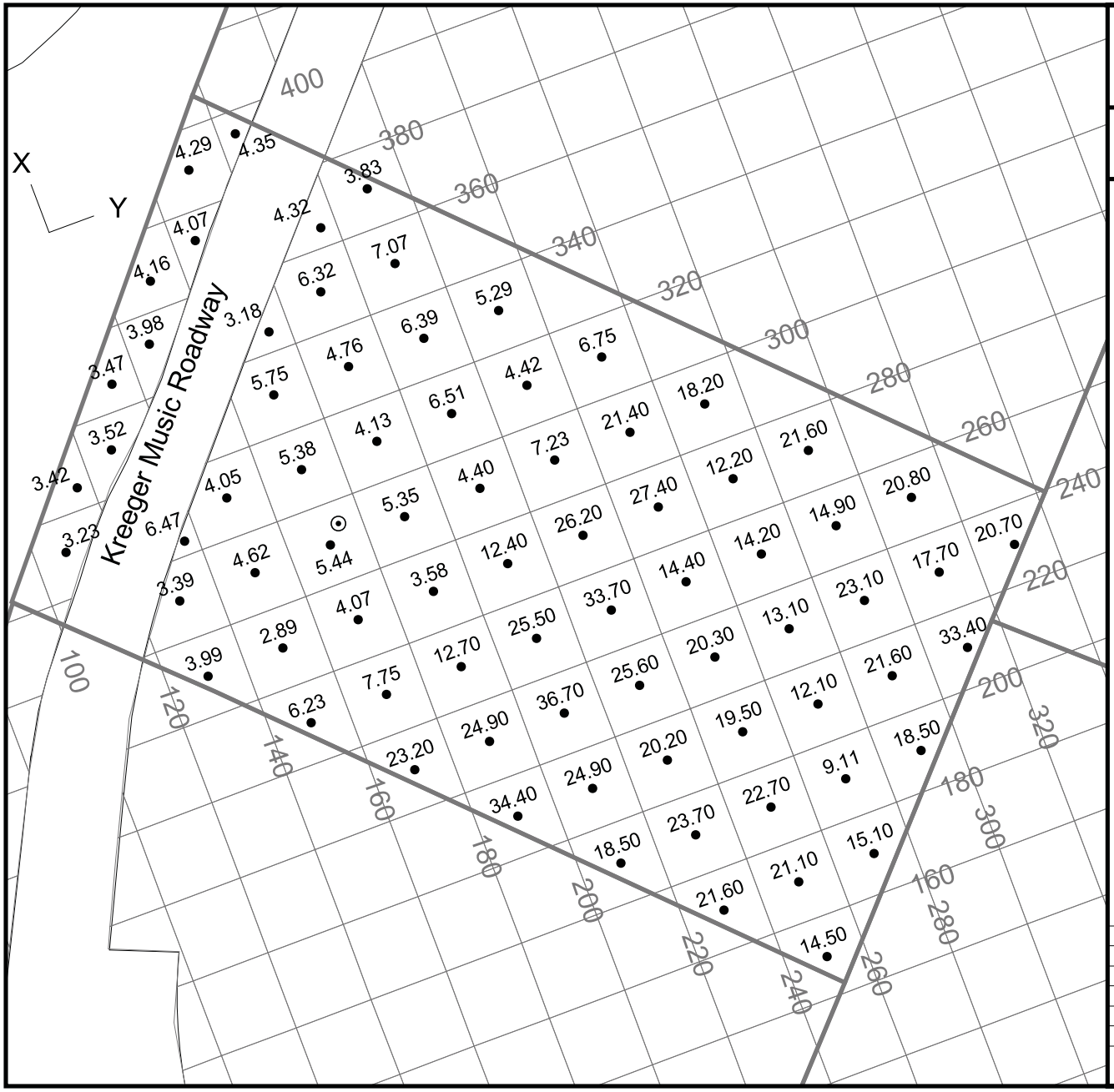

Final Grid Sampling Results
OU4-AU13

Spring Valley Operable Unit 4
Washington D.C.

Legend

- Boring
- Sample Points
- 20' Grid
- Non-Residential Lots
- Retaining Wall
- Free Standing Wall
- Hedge
- Sidewalk
- Roads
- Driveway
- Buildings

Quadrant or Half Sampling Data Indicated by Roman Numerals and Parentheses

Quadrant Sampled on 11/15/00
Grid Sampled on 3/15/01

40 0 40 Feet

1 inch = 40 feet

Scale:	1 : 480
Created By:	Parsons
File:	Y:\Projects\Fed\Usace\springva\springva.apr
Date:	10/16/2002
Figure Number:	
Page Number:	

PARSONS

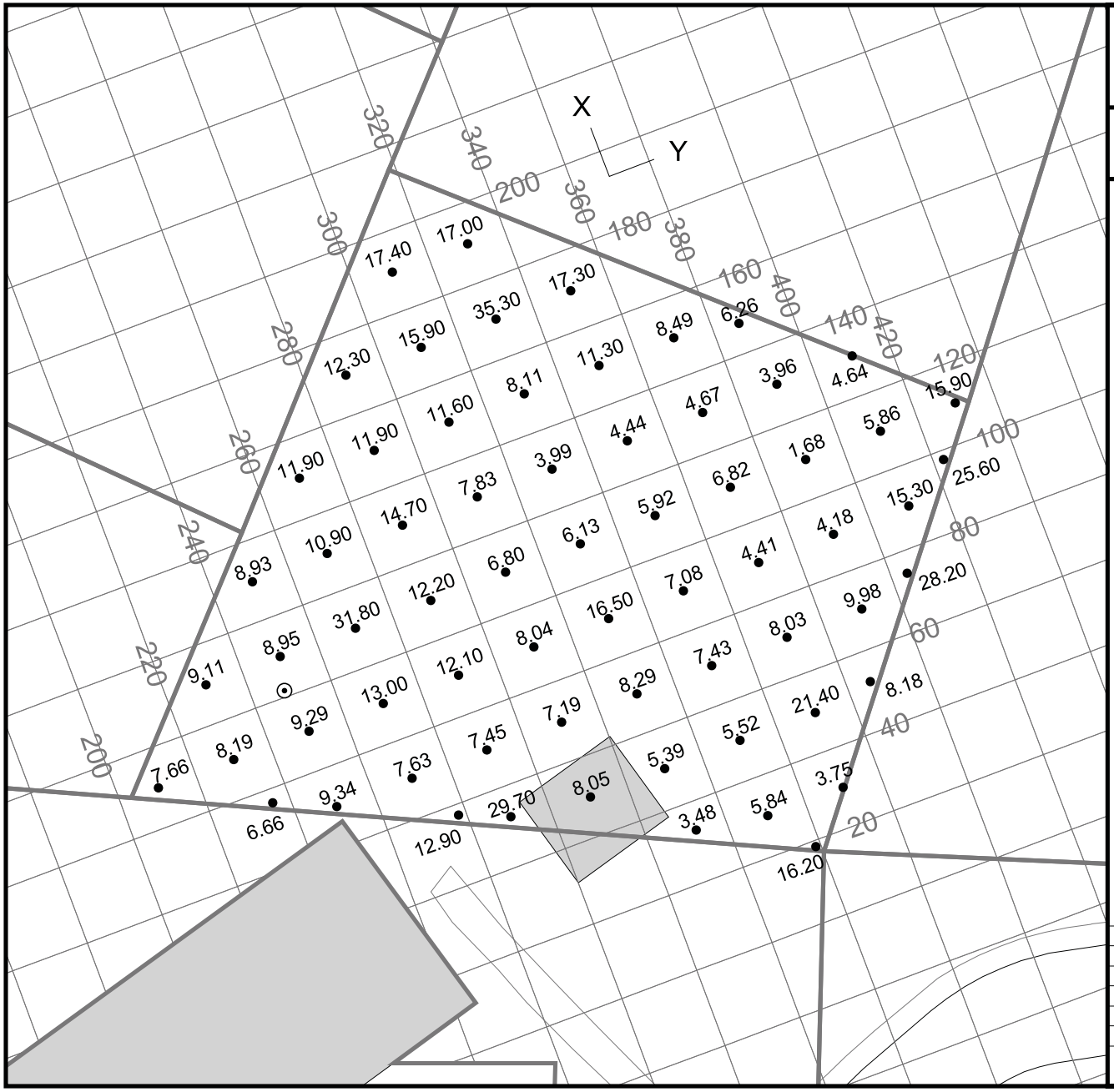

Final Grid Sampling Results
OU4-AU14

Spring Valley Operable Unit 4
Washington D.C.

Legend

- Boring
- Sample Points
- 20' Grid
- Non-Residential Lots
- Retaining Wall
- Free Standing Wall
- Hedge
- Sidewalk
- Roads
- Driveway
- Buildings

Quadrant or Half Sampling Data Indicated by Roman Numerals and Parentheses

Quadrant Sampled on 11/16/00
Grid Sampled on 3/16/01

40 0 40 Feet

1 inch = 40 feet

Scale:	1 : 480
Created By:	Parsons
File:	Y:\Projects\Fed\Usace\springva\springva.apr
Date:	10/16/2002
Figure Number:	
Page Number:	

PARSONS

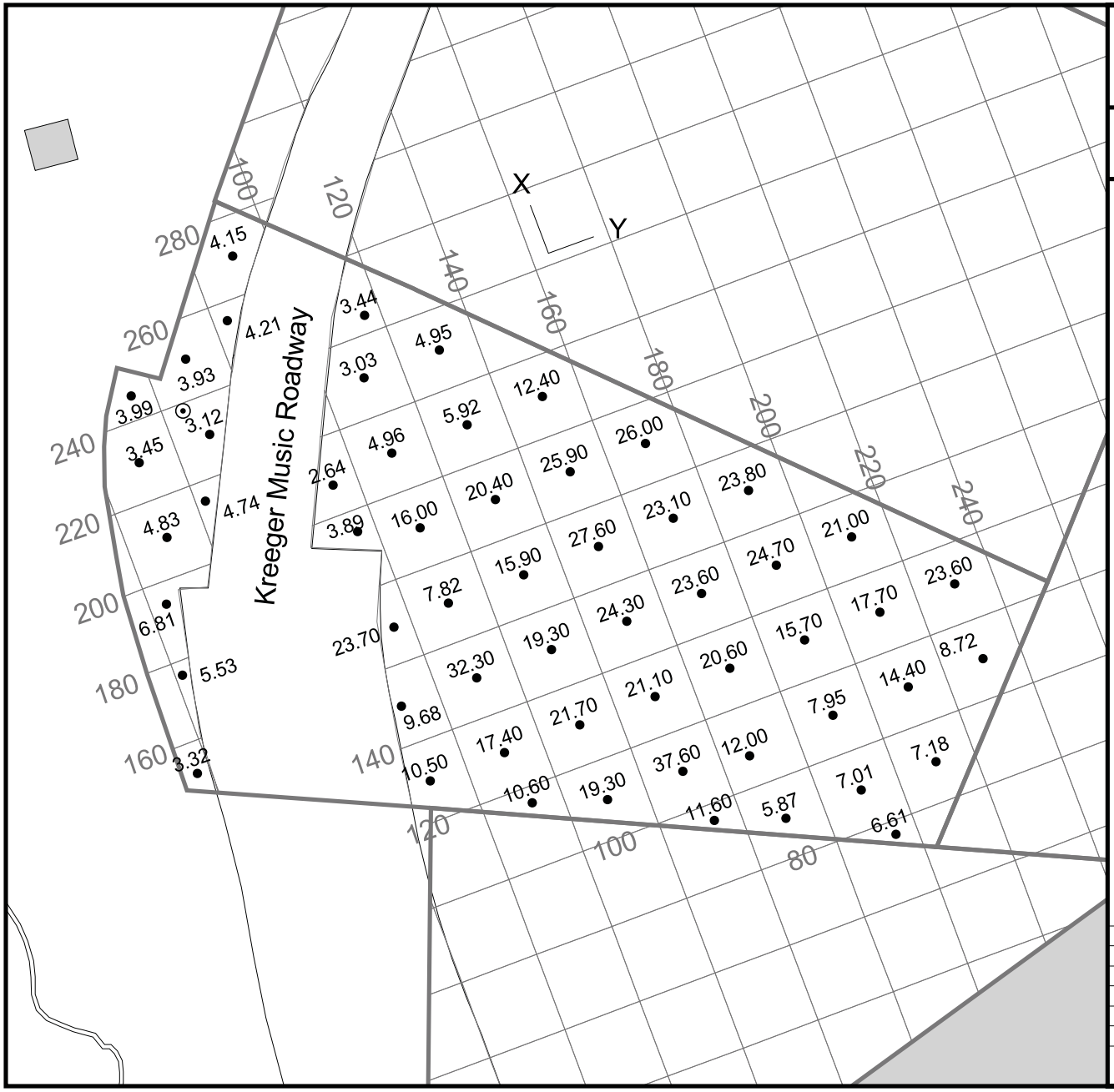

Final Grid Sampling Results
OU4-AU15

Spring Valley Operable Unit 4
Washington D.C.

Legend

- Boring
- Sample Points
- 20' Grid
- Non-Residential Lots
- Retaining Wall
- Free Standing Wall
- Hedge
- Sidewalk
- Roads
- Driveway
- Buildings

Quadrant or Half Sampling Data Indicated by Roman Numerals and Parentheses

Quadrant Sampled on 11/16/00
Grid Sampled on 3/16/01

40 0 40 Feet

1 inch = 40 feet

Scale:	1 : 480
Created By:	Parsons
File:	Y:\Projects\Fed\Usace\springva\springva.apr
Date:	10/16/2002
Figure Number:	
Page Number:	

PARSONS

Final Grid Sampling Results
OU4-AU-KREEG

Spring Valley Operable Unit 4
Washington D.C.

Legend

- Sample Points
- 20' Grid
- Non-Residential Lots
- Retaining Wall
- Free Standing Wall
- Hedge
- Sidewalk
- Roads
- Driveway
- Buildings

Quadrant or Half Sampling Data Indicated by Roman Numerals and Parentheses

Grid Sampled on 3/22/01

70 0 70 Feet

1 inch = 70 feet

Scale:	1 : 840
Created By:	Parsons
File:	Y:\Projects\Fed\Usace\springva\springva.apr
Date:	10/16/2002
Figure Number:	
Page Number:	

PARSONS

Final Grid Sampling Results
OU4-AU-WATKN

Spring Valley Operable Unit 4
Washington D.C.

Legend

- Sample Points
- 20' Grid
- Non-Residential Lots
- Retaining Wall
- Free Standing Wall
- Hedge
- Sidewalk
- Roads
- Driveway
- Buildings

Quadrant or Half Sampling Data Indicated by Roman Numerals and Parentheses

Grid Sampled on 3/23/01

30 0 30 Feet

1 inch = 30 feet

Scale:	1 : 360
Created By:	Parsons
File:	Y:\Projects\Fed\Usace\springva\springva.apr
Date:	10/16/2002
Figure Number:	
Page Number:	

PARSONS

Final Grid Sampling Results
OU5-CSA-9-L33 (CSA 9)

Spring Valley Operable Unit 5
Washington D.C.

Legend

- Boring
- Sample Points
- 20' Grid
- Retaining Wall
- Pool
- Free Standing Wall
- Fence
- Hedge
- Sidewalk
- Roads
- Driveway
- Buildings
- Non-Residential Lots

Quadrant or Half Sampling Data Indicated by Roman Numerals and Parentheses

Half Sampled on 8/17/01
Grid Sampled on 1/18/02

40 0 40 Feet

1 inch = 40 feet

Scale:	1 : 480
Created By:	Parsons
File:	Y:\Projects\Fed\Usace\springva\springva.apr
Date:	10/16/2002
Figure Number:	
Page Number:	

PARSONS

N W E S

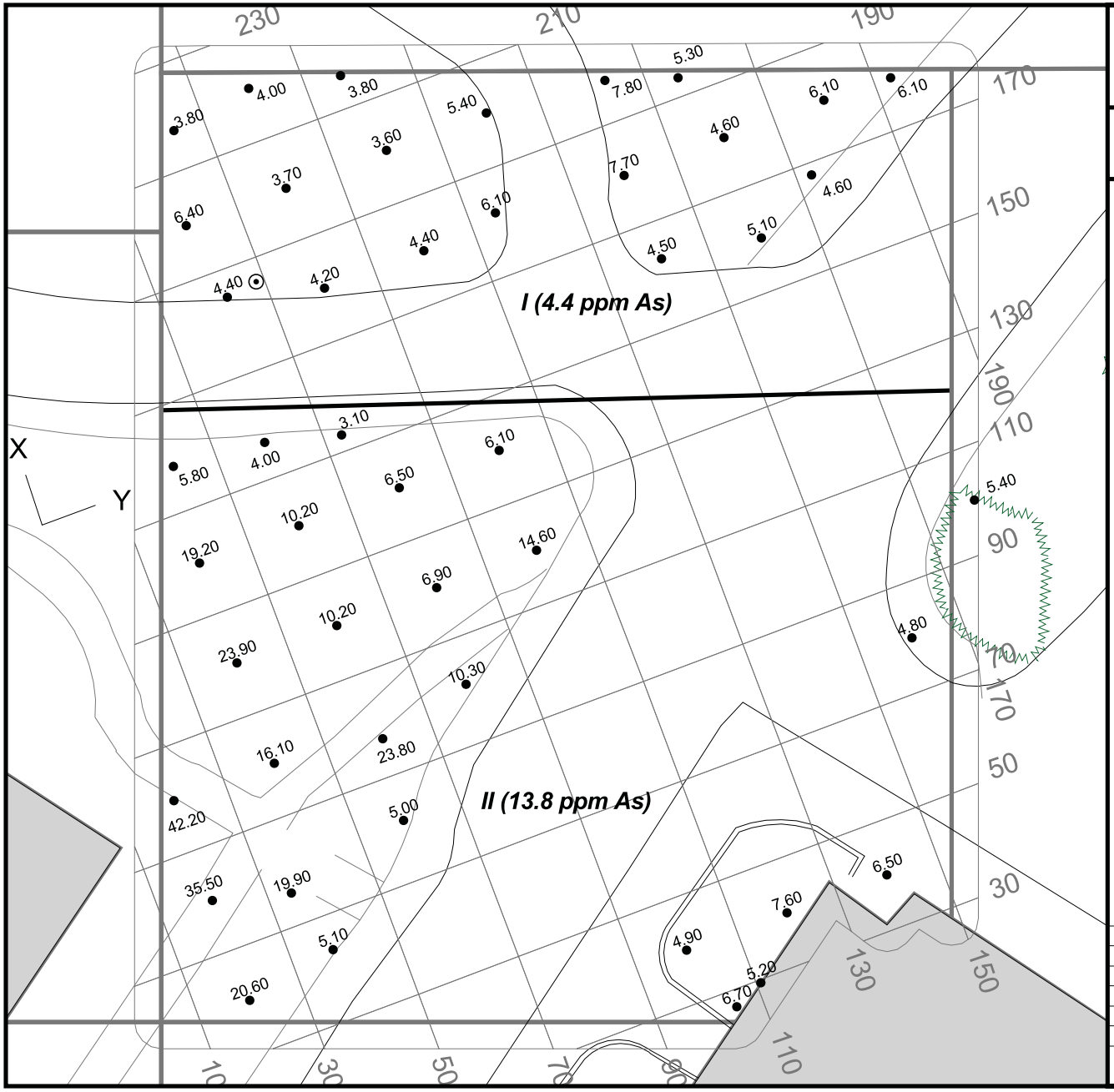

Final Grid Sampling Results
OU5-CSA-9-L34 (CSA 9)

Spring Valley Operable Unit 5
Washington D.C.

Legend

- Boring
- Sample Points
- 20' Grid
- Retaining Wall
- Pool
- Free Standing Wall
- Fence
- Hedge
- Sidewalk
- Roads
- Driveway
- Buildings
- Non-Residential Lots

Quadrant or Half Sampling Data Indicated by Roman Numerals and Parentheses

Half Sampled on 8/17/01
Grid Sampled on 1/18/02

30 0 30 Feet

1 inch = 30 feet

Scale:	1 : 360
Created By:	Parsons
File:	Y:\Projects\Fed\Usace\springva\springva.apr
Date:	10/16/2002
Figure Number:	
Page Number:	

PARSONS

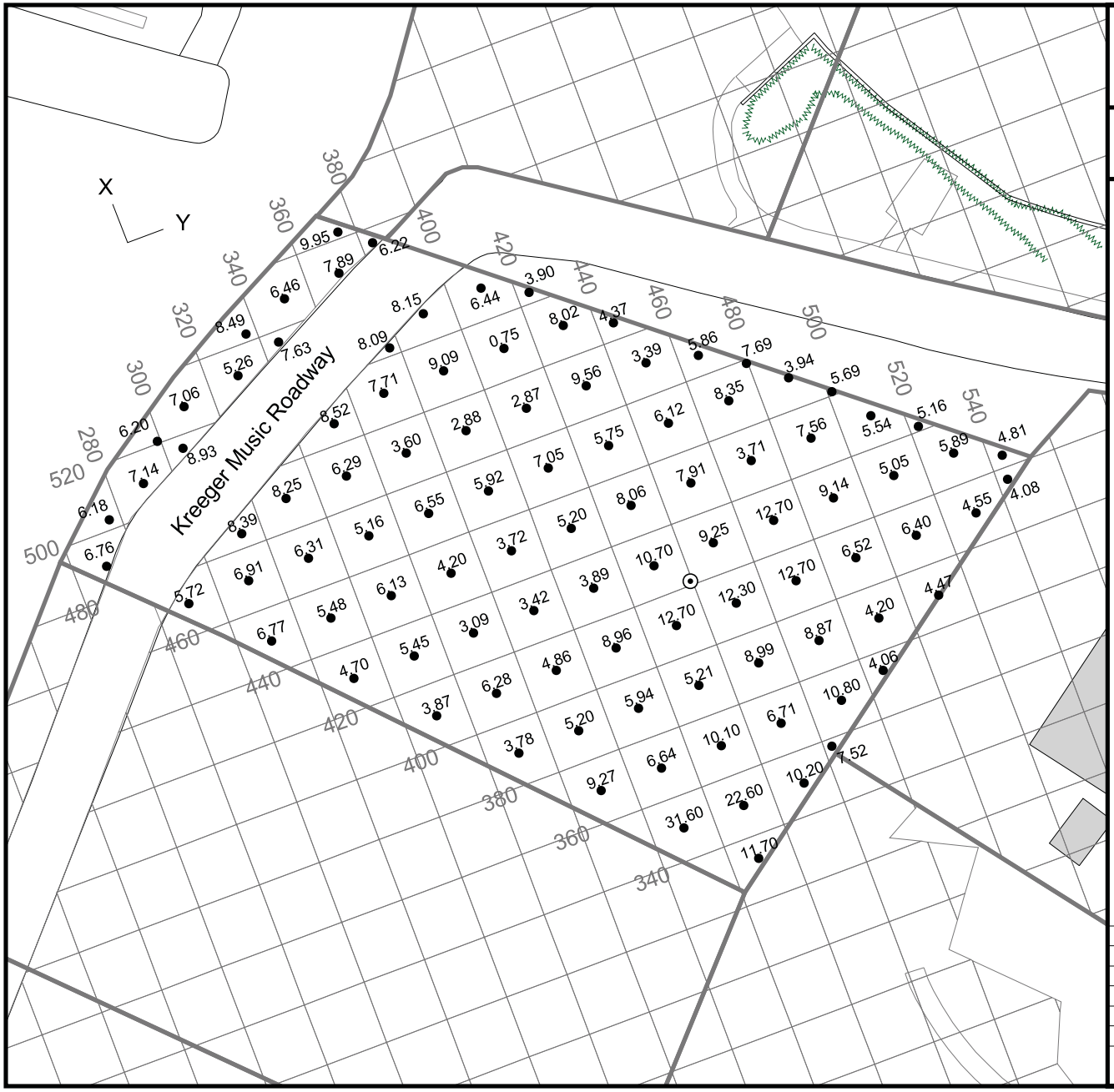

Final Grid Sampling Results
OU4-AU08

Spring Valley Operable Unit 4
Washington D.C.

Legend

- Boring
- Sample Points
- 20' Grid
- Non-Residential Lots
- Retaining Wall
- Free Standing Wall
- Hedge
- Sidewalk
- Roads
- Driveway
- Buildings

Quadrant or Half Sampling Data Indicated by Roman Numerals and Parentheses

Quadrant Sampled on 11/15/00
Grid Sampled on 3/12/01

50 0 50 Feet

1 inch = 50 feet

Scale:	1 : 600
Created By:	Parsons
File:	Y:\Projects\Fed\Usace\springva\springva.apr
Date:	10/16/2002
Figure Number:	
Page Number:	

PARSONS

Final Grid Sampling Results
4427 Springdale St (CSA 8)

Spring Valley Operable Unit 5
Washington D.C.

Legend

- Boring
- Sample Points
- 20' Grid
- Retaining Wall
- Pool
- Free Standing Wall
- Fence
- Hedge
- Sidewalk
- Roads
- Driveway
- Buildings
- Parcels

Quadrant or Half Sampling Data Indicated by Roman Numerals and Parentheses

Half Sampled on 11/8/01
Grid Sampled on 1/17/02

30 0 30 Feet

1 inch = 30 feet

Scale:	1 : 360
Created By:	Parsons
File:	Y:\Projects\Fed\Usace\springva\springva.apr
Date:	10/16/2002
Figure Number:	
Page Number:	

PARSONS

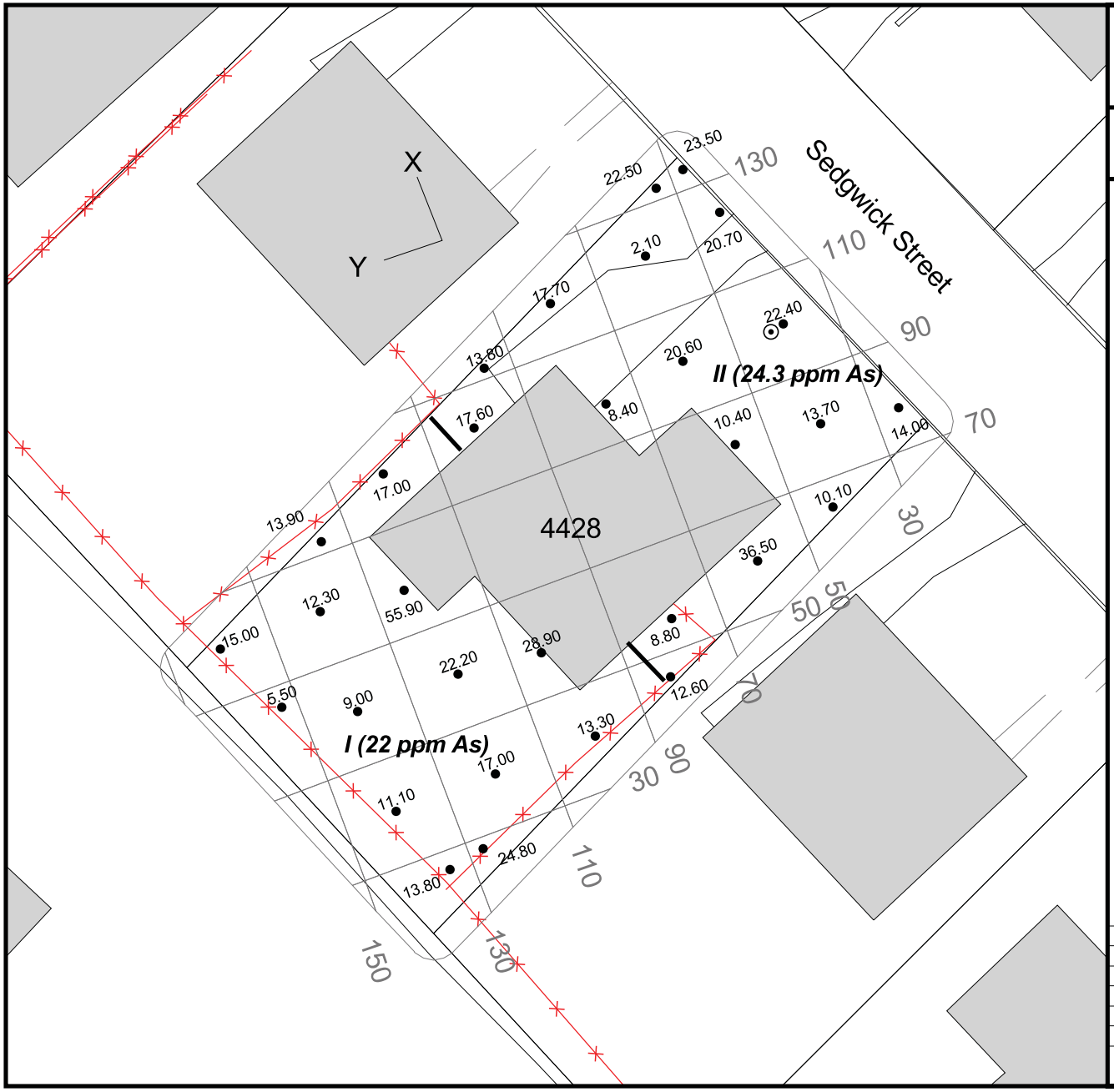

Final Grid Sampling Results
4428 Sedgwick St (CSA 8)

Spring Valley Operable Unit 5
Washington D.C.

Legend

- Boring
- Sample Points
- 20' Grid
- Retaining Wall
- Pool
- Free Standing Wall
- Fence
- Hedge
- Sidewalk
- Roads
- Driveway
- Buildings
- Parcels

Quadrant or Half Sampling Data Indicated by Roman Numerals and Parentheses

Half Sampled on 8/17/01
Grid Sampled on 12/18/01

30 0 30 Feet

1 inch = 30 feet

Scale:	1 : 360
Created By:	Parsons
File:	Y:\Projects\Fed\Usace\springva\springva.apr
Date:	10/16/2002
Figure Number:	
Page Number:	

PARSONS

N W E S

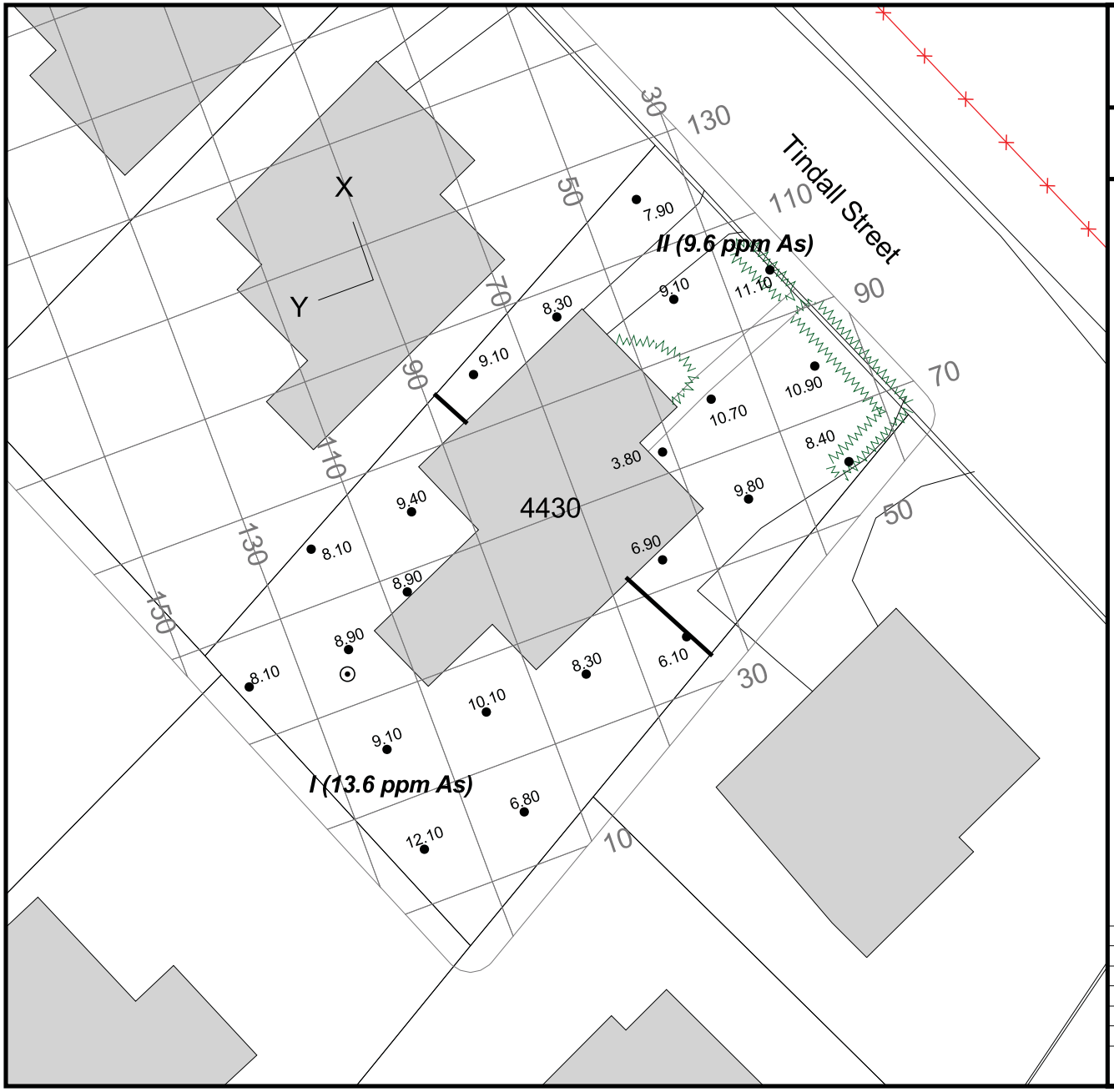

Final Grid Sampling Results
4430 Tindall St (CSA 8)

Spring Valley Operable Unit 5
Washington D.C.

Legend

- Boring
- Sample Points
- 20' Grid
- Retaining Wall
- Pool
- Free Standing Wall
- Fence
- Hedge
- Sidewalk
- Roads
- Driveway
- Buildings
- Parcels

Quadrant or Half Sampling Data Indicated by Roman Numerals and Parentheses

Half Sampled on 11/8/01
Grid Sampled on 1/22/02

30 0 30 Feet

1 inch = 30 feet

Scale:	1 : 360
Created By:	Parsons
File:	Y:\Projects\Fed\Usace\springva\springva.apr
Date:	10/16/2002
Figure Number:	
Page Number:	

PARSONS

N W E S

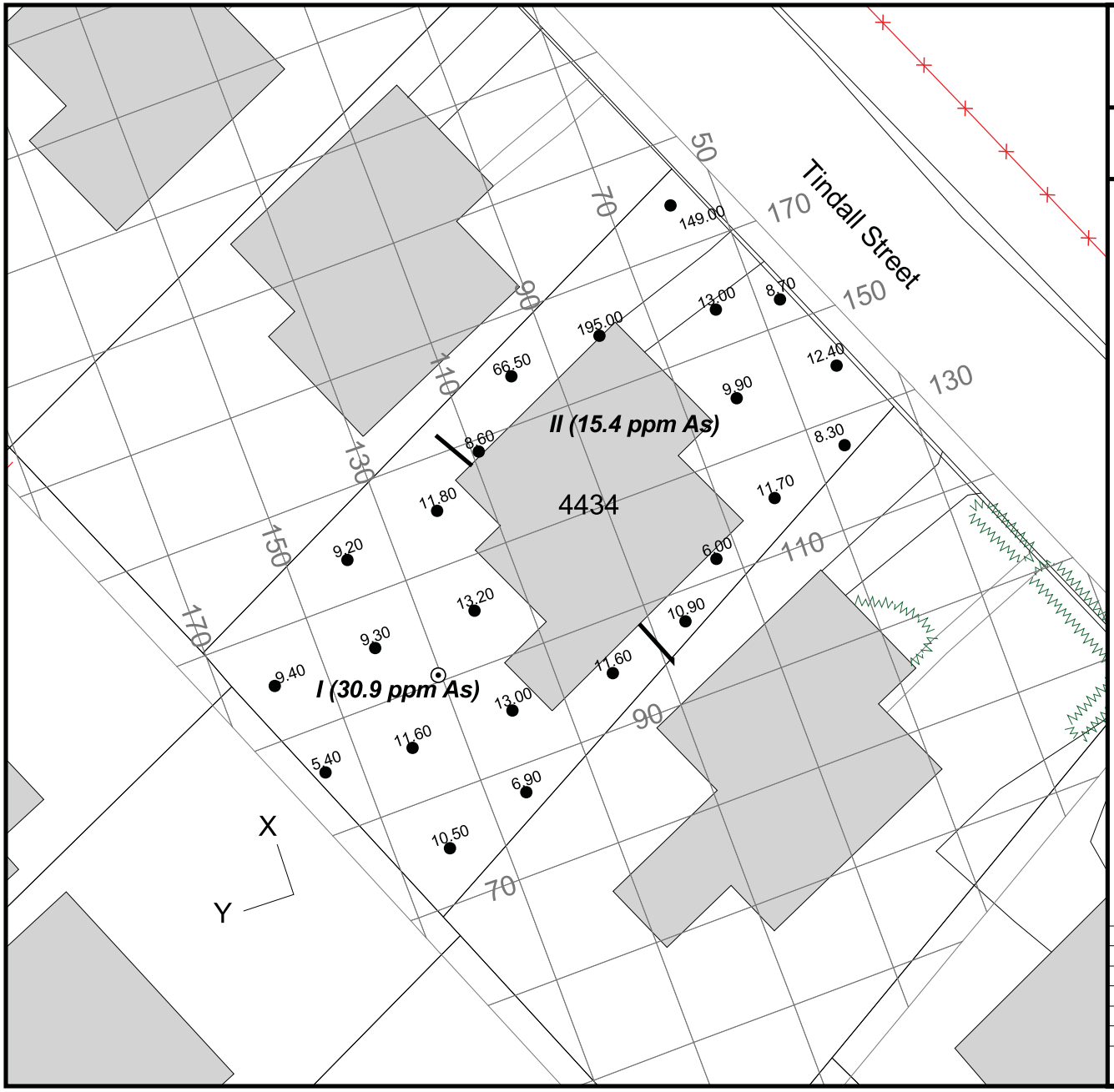

Final Grid Sampling Results
4434 Tindall St (CSA 8)

Spring Valley Operable Unit 5
Washington D.C.

Legend

- Boring
- Sample Points
- 20' Grid
- Retaining Wall
- Pool
- Free Standing Wall
- Fence
- Hedge
- Sidewalk
- Roads
- Driveway
- Buildings
- Parcels

Quadrant or Half Sampling Data Indicated by Roman Numerals and Parentheses

Half Sampled on 7/25/01
Grid Sampled on 11/2/01

30 0 30 Feet

1 inch = 30 feet

Scale:	1 : 360
Created By:	Parsons
File:	Y:\Projects\Fed\Usace\springva\springva.apr
Date:	10/16/2002
Figure Number:	
Page Number:	

PARSONS

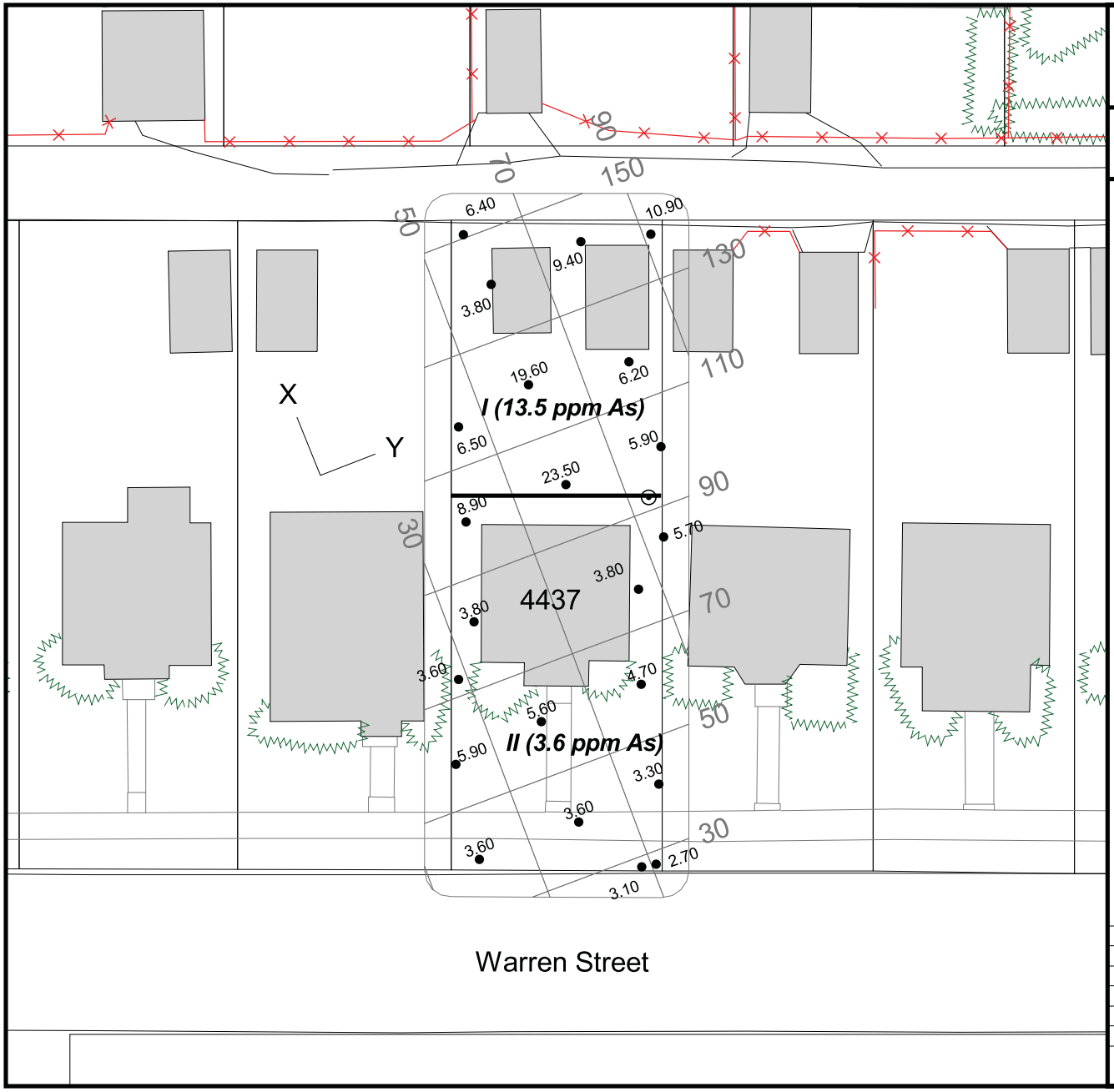

Final Grid Sampling Results
4437 Warren St (CSA 6)

Spring Valley Operable Unit 5
Washington D.C.

Legend

- Boring
- Sample Points
- 20' Grid
- Retaining Wall
- Pool
- Free Standing Wall
- Fence
- Hedge
- Sidewalk
- Roads
- Driveway
- Buildings
- Parcels

Quadrant or Half Sampling Data Indicated by Roman Numerals and Parentheses

Half Sampled on 11/16/01
Grid Sampled on 2/25/02

30 0 30 Feet

1 inch = 30 feet

Scale:	1 : 360
Created By:	Parsons
File:	Y:\Projects\Fed\Usace\springva\springva.apr
Date:	10/16/2002
Figure Number:	
Page Number:	

PARSONS

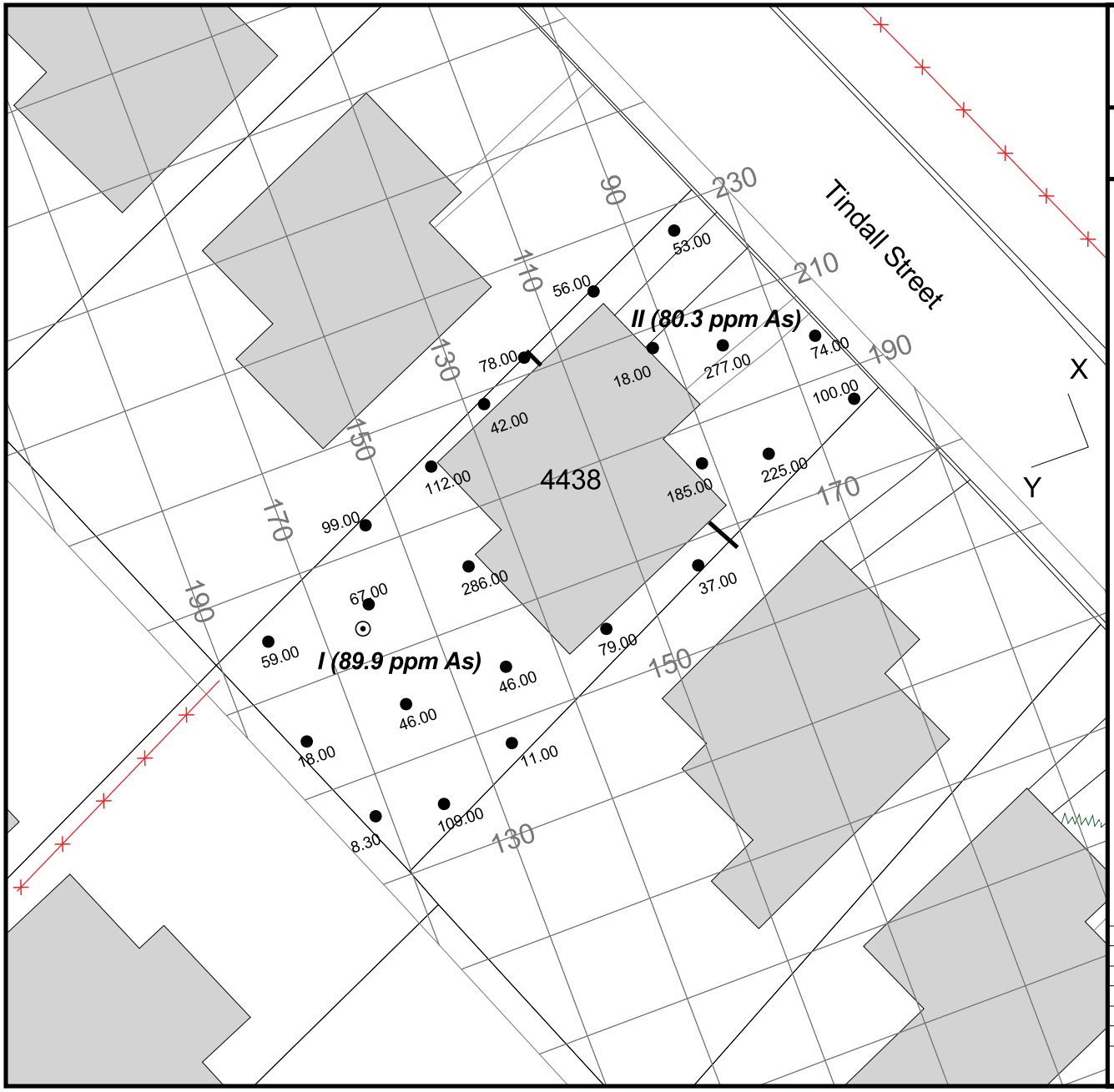

Final Grid Sampling Results
4438 Tindall St (CSA 8)

Spring Valley Operable Unit 5
Washington D.C.

Legend

- Boring
- Sample Points
- 20' Grid
- Retaining Wall
- Pool
- Free Standing Wall
- Fence
- Hedge
- Sidewalk
- Roads
- Driveway
- Buildings
- Parcels

Quadrant or Half Sampling Data Indicated by Roman Numerals and Parentheses

Half Sampled on 7/24/01
Grid Sampled on 9/25/01

30 0 30 Feet

1 inch = 30 feet

Scale:	1 : 360
Created By:	Parsons
File:	Y:\Projects\Fed\Usace\springva\springva.apr
Date:	10/16/2002
Figure Number:	
Page Number:	

PARSONS

Final Grid Sampling Results
4442 Tindall St (CSA 8)

Spring Valley Operable Unit 5
Washington D.C.

Legend

- Boring
- Sample Points
- 20' Grid
- Retaining Wall
- Pool
- Free Standing Wall
- Fence
- Hedge
- Sidewalk
- Roads
- Driveway
- Buildings
- Parcels

Quadrant or Half Sampling Data Indicated by Roman Numerals and Parentheses

Half Sampled on 8/31/01
Grid Sampled on 10/29/01

30 0 30 Feet

1 inch = 30 feet

Scale:	1 : 360
Created By:	Parsons
File:	Y:\Projects\Fed\Usace\springva\springva.apr
Date:	10/16/2002
Figure Number:	
Page Number:	

PARSONS

N W E S

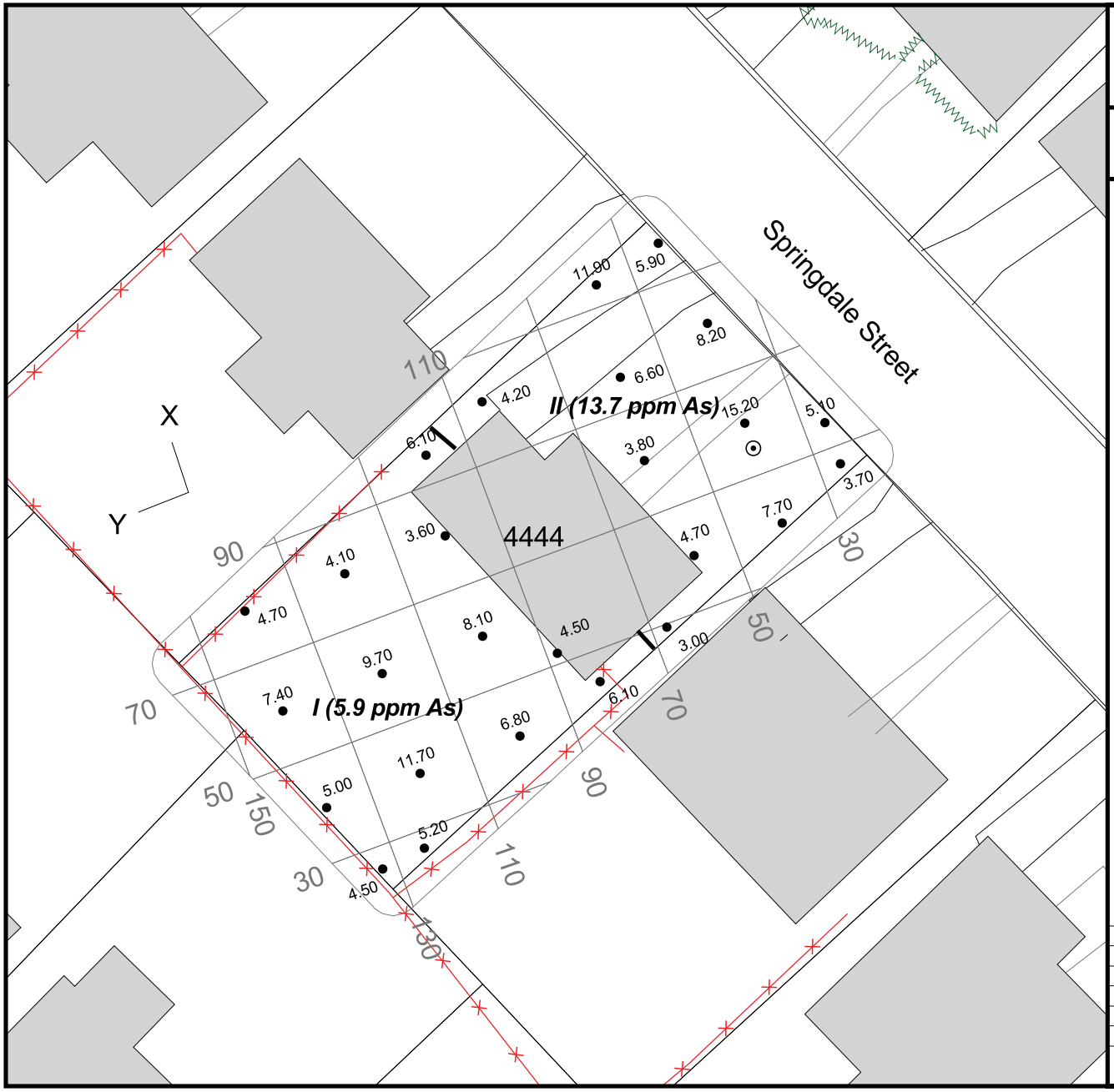

Final Grid Sampling Results
4444 Springdale St (CSA 8)

Spring Valley Operable Unit 5
Washington D.C.

Legend

- Boring
- Sample Points
- 20' Grid
- Retaining Wall
- Pool
- Free Standing Wall
- Fence
- Hedge
- Sidewalk
- Roads
- Driveway
- Buildings
- Parcels

Quadrant or Half Sampling Data Indicated by Roman Numerals and Parentheses

Half Sampled on 7/13/01
Grid Sampled on 9/17/01

30 0 30 Feet

1 inch = 30 feet

Scale:	1 : 360
Created By:	Parsons
File:	Y:\Projects\Fed\Usace\springva\springva.apr
Date:	10/16/2002
Figure Number:	
Page Number:	

PARSONS

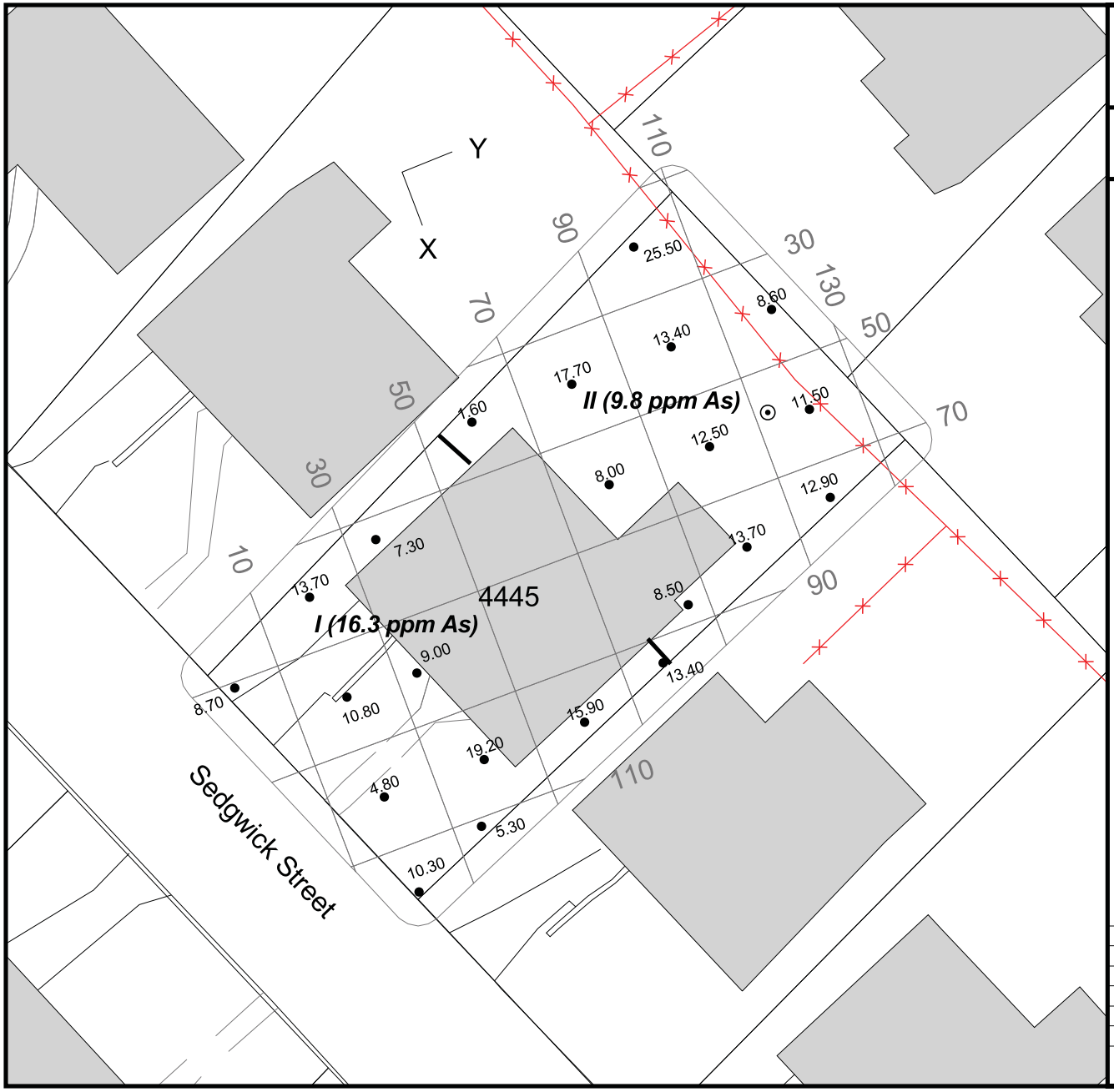

Final Grid Sampling Results
4445 Sedgwick St (CSA 8)

Spring Valley Operable Unit 5
Washington D.C.

Legend

- Boring
- Sample Points
- 20' Grid
- Retaining Wall
- Pool
- Free Standing Wall
- Fence
- Hedge
- Sidewalk
- Roads
- Driveway
- Buildings
- Parcels

Quadrant or Half Sampling Data Indicated by Roman Numerals and Parentheses

Half Sampled on 8/17/01
Grid Sampled on 11/8/01

30 0 30 Feet

1 inch = 30 feet

Scale:	1 : 360
Created By:	Parsons
File:	Y:\Projects\Fed\Usace\springva\springva.apr
Date:	10/16/2002
Figure Number:	
Page Number:	

PARSONS

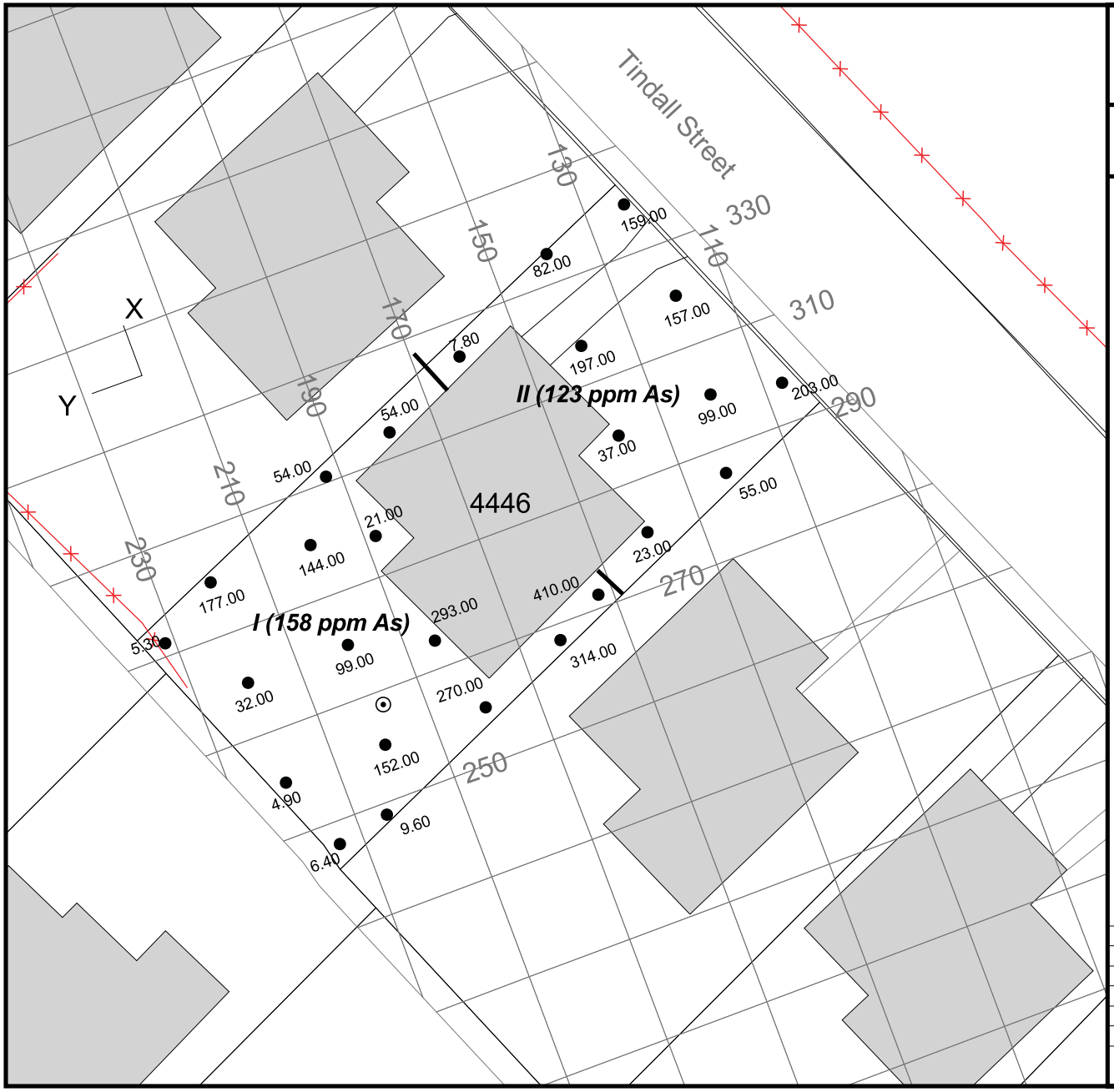

Final Grid Sampling Results
4446 Tindall St (CSA 8)

Spring Valley Operable Unit 5
Washington D.C.

Legend

- Boring
- Sample Points
- 20' Grid
- Retaining Wall
- Pool
- Free Standing Wall
- Fence
- Hedge
- Sidewalk
- Roads
- Driveway
- Buildings
- Parcels

Quadrant or Half Sampling Data Indicated by Roman Numerals and Parentheses

Half Sampled on 7/24/01
Grid Sampled on 9/25/01

30 0 30 Feet

1 inch = 30 feet

Scale:	1 : 360
Created By:	Parsons
File:	Y:\Projects\Fed\Usace\springva\springva.apr
Date:	10/16/2002
Figure Number:	
Page Number:	

PARSONS

Final Grid Sampling Results
4447 Springdale St (CSA 8)

Spring Valley Operable Unit 5
Washington D.C.

Legend

- Boring
- Sample Points
- 20' Grid
- Retaining Wall
- Pool
- Free Standing Wall
- Fence
- Hedge
- Sidewalk
- Roads
- Driveway
- Buildings
- Parcels

Quadrant or Half Sampling Data Indicated by Roman Numerals and Parentheses

Half Sampled on 10/12/01
Grid Sampled on 1/23/02

30 0 30 Feet

1 inch = 30 feet

Scale:	1 : 360
Created By:	Parsons
File:	Y:\Projects\Fed\Usace\springva\springva.apr
Date:	10/16/2002
Figure Number:	
Page Number:	

PARSONS

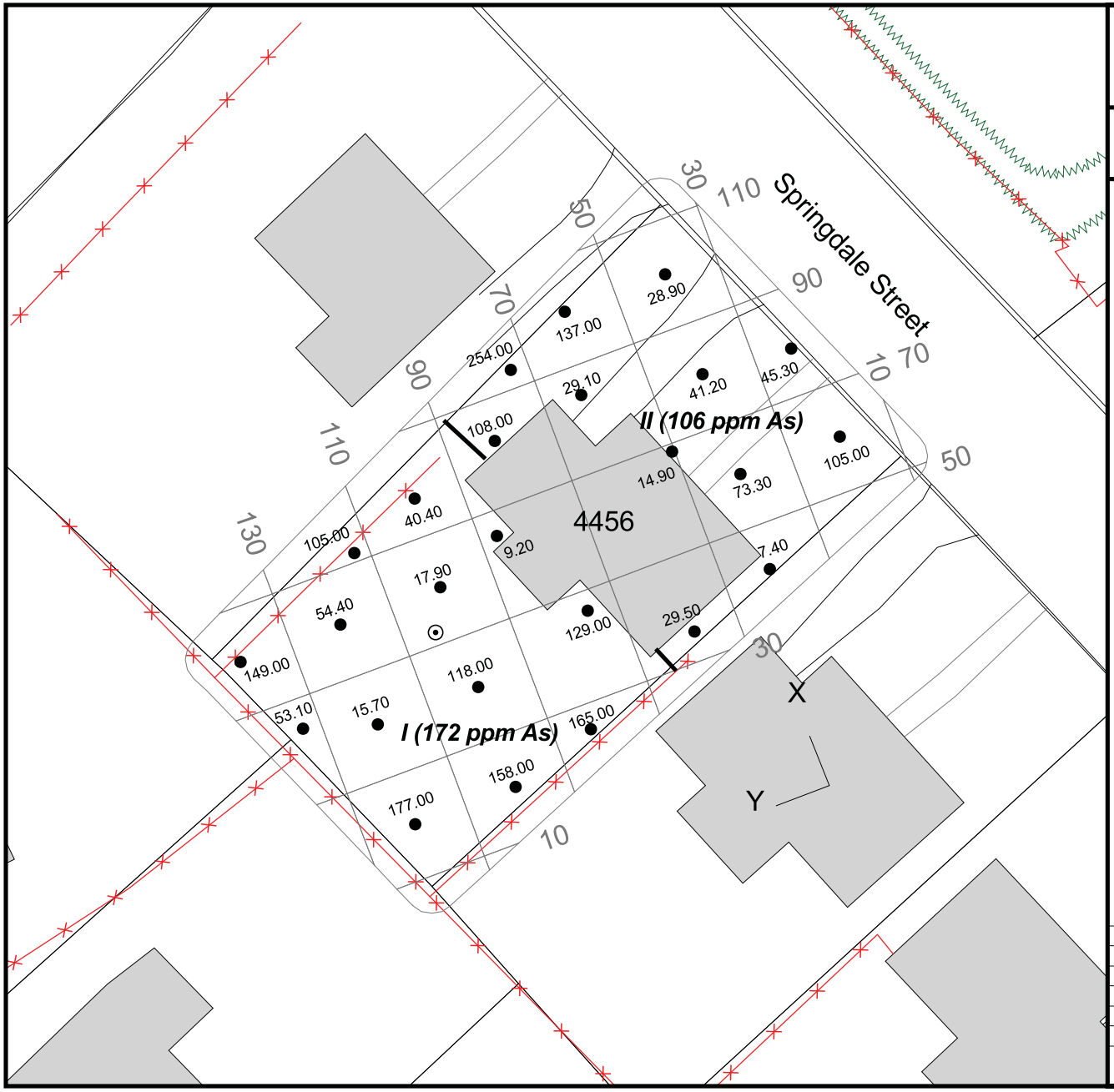

Final Grid Sampling Results
4456 Springdale St (CSA 8)

Spring Valley Operable Unit 5
Washington D.C.

Legend

- Boring
- Sample Points
- 20' Grid
- Retaining Wall
- Pool
- Free Standing Wall
- Fence
- Hedge
- Sidewalk
- Roads
- Driveway
- Buildings
- Parcels

Quadrant or Half Sampling Data Indicated by Roman Numerals and Parentheses

Half Sampled on 10/26/01
Grid Sampled on 11/26/01

30 0 30 Feet

1 inch = 30 feet

Scale:	1 : 360
Created By:	Parsons
File:	Y:\Projects\Fed\Usace\springva\springva.apr
Date:	10/16/2002
Figure Number:	
Page Number:	

PARSONS

N W E S

Final Grid Sampling Results
4457 Sedgwick St (CSA 8)

Spring Valley Operable Unit 5
Washington D.C.

Legend

- Boring
- Sample Points
- 20' Grid
- Retaining Wall
- Pool
- Free Standing Wall
- Fence
- Hedge
- Sidewalk
- Roads
- Driveway
- Buildings
- Parcels

Quadrant or Half Sampling Data Indicated by Roman Numerals and Parentheses

Half Sampled on 8/17/01
Grid Sampled on 11/8/01

30 0 30 Feet

1 inch = 30 feet

Scale:	1 : 360
Created By:	Parsons
File:	Y:\Projects\Fed\Usace\springva\springva.apr
Date:	10/16/2002
Figure Number:	
Page Number:	

PARSONS

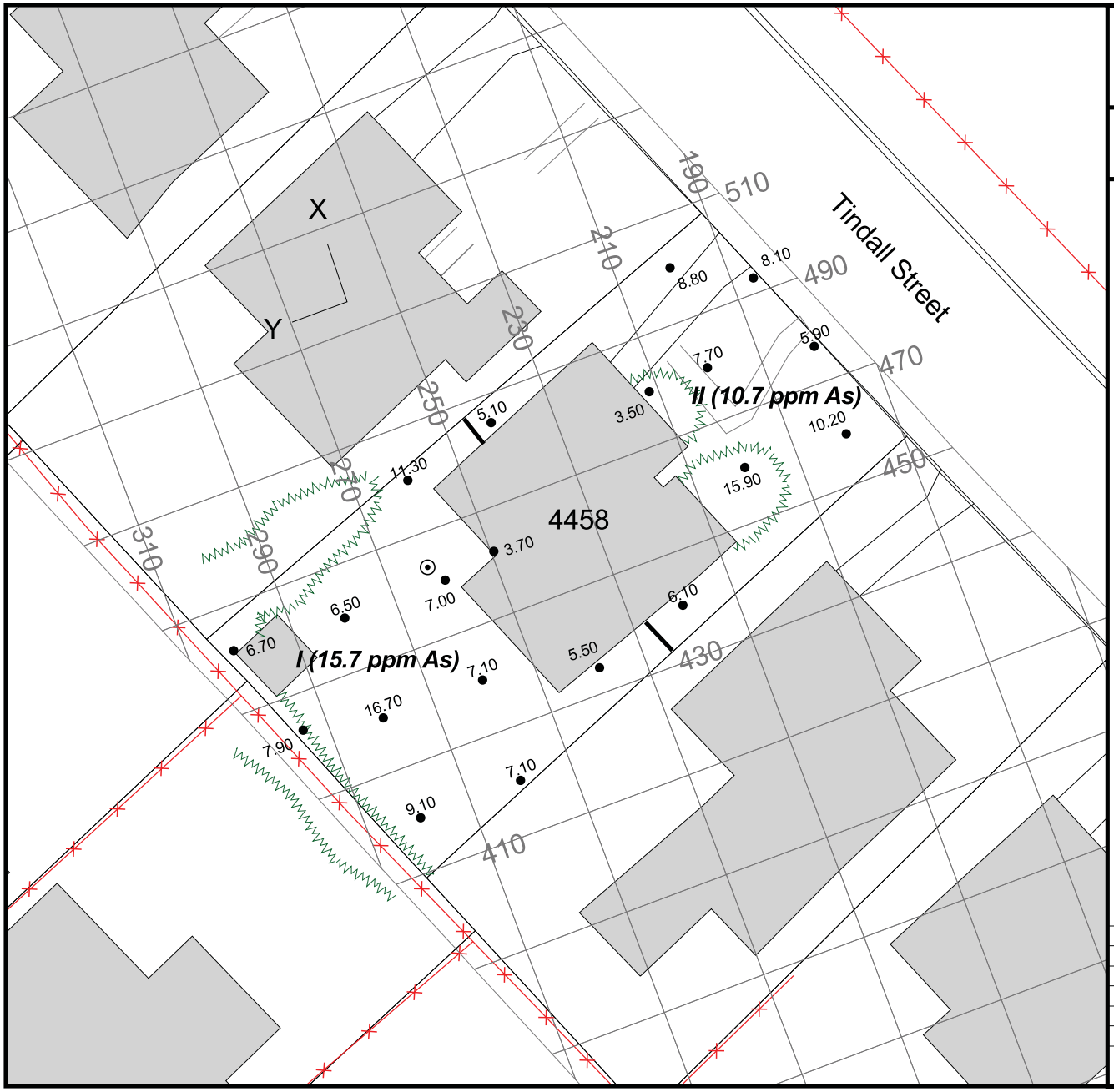

Final Grid Sampling Results
4458 Tindall St (CSA 8)

Spring Valley Operable Unit 5
Washington D.C.

Legend

- Boring
- Sample Points
- 20' Grid
- Retaining Wall
- Pool
- Free Standing Wall
- Fence
- Hedge
- Sidewalk
- Roads
- Driveway
- Buildings
- Parcels

Quadrant or Half Sampling Data Indicated by Roman Numerals and Parentheses

Half Sampled on 11/9/01
Grid Sampled on 1/22/02

30 0 30 Feet

1 inch = 30 feet

Scale:	1 : 360
Created By:	Parsons
File:	Y:\Projects\Fed\Usace\springva\springva.apr
Date:	10/16/2002
Figure Number:	
Page Number:	

PARSONS

Final Grid Sampling Results
4460 Springdale Street (CSA 8)

Spring Valley Operable Unit 5
Washington D.C.

Legend

- Boring
- Grid Samples
- 20' Grid
- Retaining Wall
- Pool
- Free Standing Wall
- Fence
- Hedge
- Sidewalk
- Roads
- Driveway
- Buildings
- Parcels

Quadrant or Half Sampling Data Indicated by Roman Numerals and Parentheses

Half Sampled on 12/5/01
Grid Sampled on 6/10/02

30 0 30 Feet

1 inch = 30 feet

Scale:	1 : 360
Created By:	Parsons
File:	Y:\Projects\Fed\Usace\springva\springva.apr
Date:	10/16/2002
Figure Number:	
Page Number:	

PARSONS

Final Grid Sampling Results
4462 Tindall Street (CSA 8)

Spring Valley Operable Unit 5
Washington D.C.

Legend

- Boring
- Sample Points
- 20' Grid
- Retaining Wall
- Pool
- Free Standing Wall
- Fence
- Hedge
- Sidewalk
- Roads
- Driveway
- Buildings
- Parcels

Quadrant or Half Sampling Data Indicated by Roman Numerals and Parentheses

Half Sampled on 7/24/01
Grid Sampled on 11/6/01

30 0 30 Feet

1 inch = 30 feet

Scale:	1 : 360
Created By:	Parsons
File:	Y:\Projects\Fed\Usace\springva\springva.apr
Date:	10/16/2002
Figure Number:	
Page Number:	

PARSONS

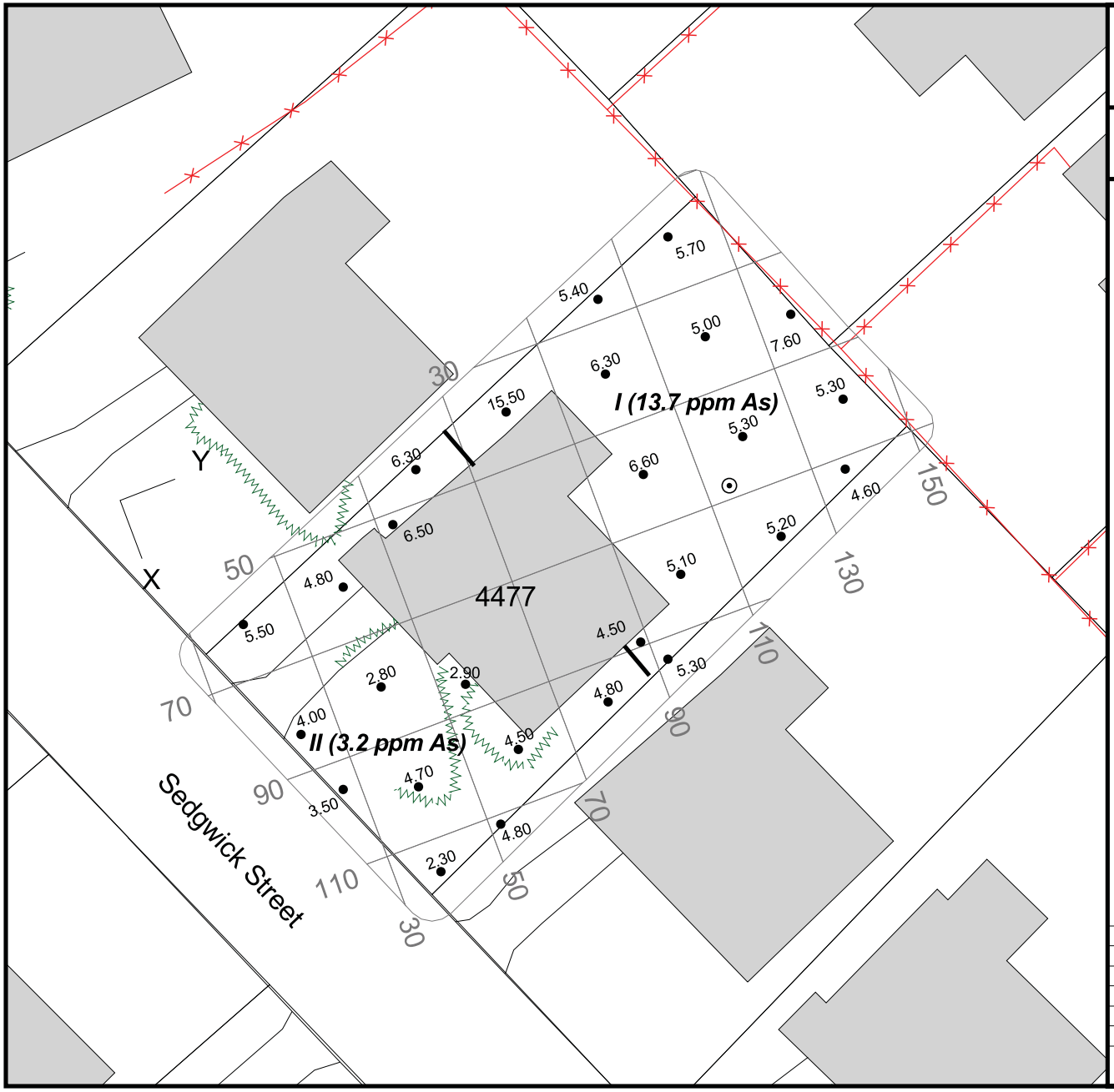

Final Grid Sampling Results
4477 Sedgwick St (CSA 8)

Spring Valley Operable Unit 5
Washington D.C.

Legend

- Boring
- Sample Points
- 20' Grid
- Retaining Wall
- Pool
- Free Standing Wall
- Fence
- Hedge
- Sidewalk
- Roads
- Driveway
- Buildings
- Parcels

Quadrant or Half Sampling Data Indicated by Roman Numerals and Parentheses

Half Sampled on 11/20/01
Grid Sampled on 2/26/02

30 0 30 Feet

1 inch = 30 feet

Scale:	1 : 360
Created By:	Parsons
File:	Y:\Projects\Fed\Usace\springva\springva.apr
Date:	10/16/2002
Figure Number:	
Page Number:	

PARSONS

Final Grid Sampling Results
4615 Rodman St (CSA 10)

Spring Valley Operable Unit 5
Washington D.C.

Legend

- Boring
- Sample Points
- 20' Grid
- Retaining Wall
- Pool
- Free Standing Wall
- Fence
- Hedge
- Sidewalk
- Roads
- Driveway
- Buildings
- Parcels

Quadrant or Half Sampling Data Indicated by Roman Numerals and Parentheses

Half Date Sampled on 8/24/01
Grid Date Sampled on 11/1/01

30 0 30 Feet

1 inch = 30 feet

Scale:	1 : 360
Created By:	Parsons
File:	Y:\Projects\Fed\Usace\springva\springva.apr
Date:	10/16/2002
Figure Number:	
Page Number:	

PARSONS

N W E S

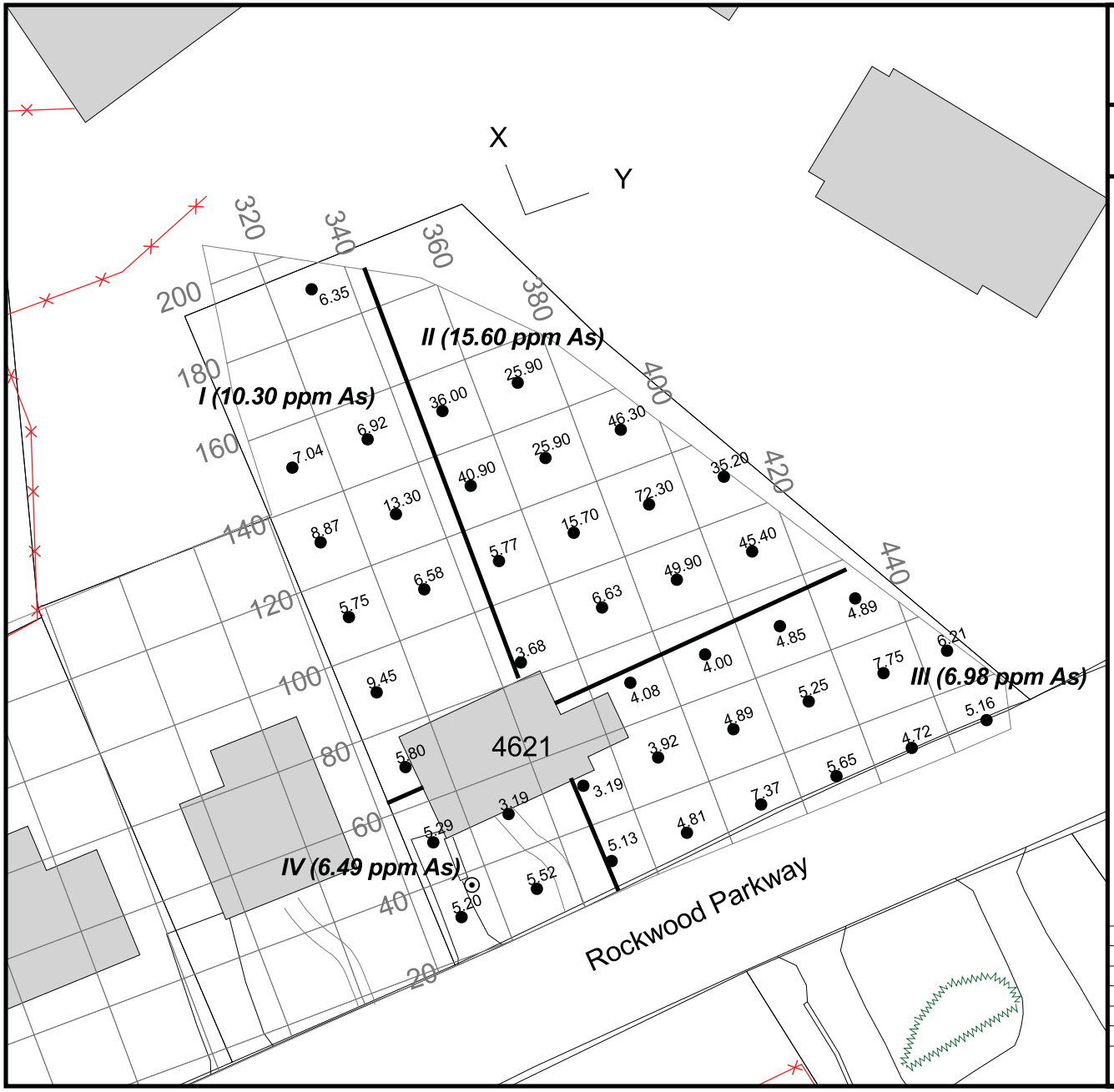

Final Grid Sampling Results
4621 Rockwood Pkwy

Spring Valley Operable Unit 4
Washington D.C.

Legend

- Boring
- Grid Samples
- 20' Grid
- Retaining Wall
- Pool
- Free Standing Wall
- Fence
- Hedge
- Sidewalk
- Roads
- Driveway
- Buildings
- Parcels

Quadrant Sampling Data Indicated by Roman Numerals and Parentheses

Quadrant Sampled on 9/19/00 - 9/22/00
Grid Sampled on 2/12/01

40 0 40 Feet

1 inch = 40 feet

Scale:	1 : 360
Created By:	Parsons
File:	Y:\Projects\Fed\Usace\springva\springva.apr
Date:	10/16/2002
Figure Number:	
Page Number:	

PARSONS

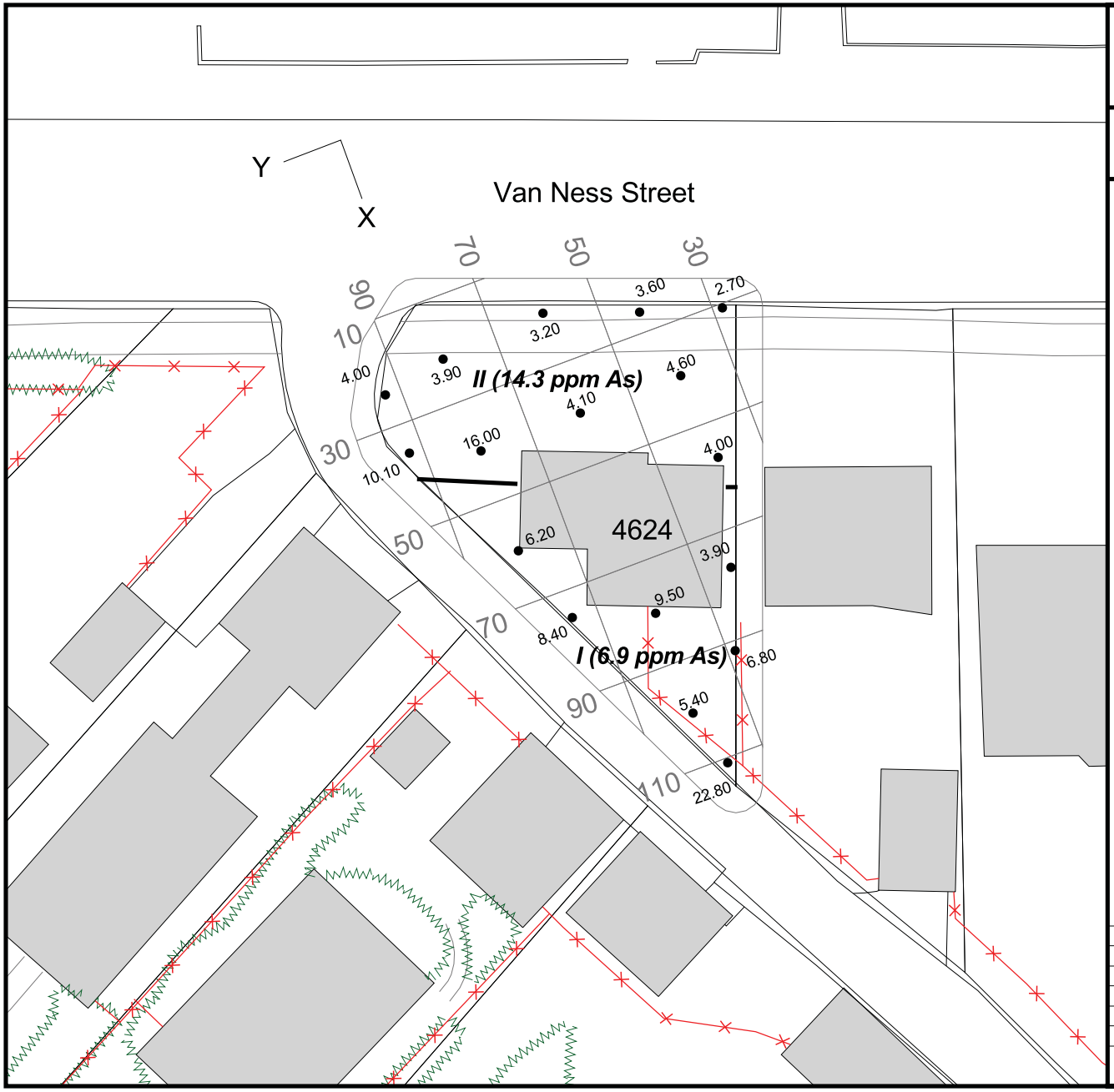

Final Grid Sampling Results
4624 Van Ness St (CSA 5)

Spring Valley Operable Unit 5
Washington D.C.

Legend

- Sample Points
- 20' Grid
- Retaining Wall
- Pool
- Free Standing Wall
- Fence
- Hedge
- Sidewalk
- Roads
- Driveway
- Buildings
- Parcels

Quadrant or Half Sampling Data Indicated by Roman Numerals and Parentheses

Half Sampled on 11/9/01
Grid Sampled on 2/7/02

30 0 30 Feet

1 inch = 30 feet

Scale:	1 : 360
Created By:	Parsons
File:	Y:\Projects\Fed\Usace\springva\springva.apr
Date:	10/16/2002
Figure Number:	
Page Number:	

PARSONS

Final Grid Sampling Results
4625 Rockwood Pkwy

Spring Valley Operable Unit 4
Washington D.C.

Legend

- Boring
- Grid Samples
- 20' Grid
- Retaining Wall
- Pool
- Free Standing Wall
- Fence
- Hedge
- Sidewalk
- Roads
- Driveway
- Buildings
- Parcels

Quadrant Sampling Data Indicated by Roman Numerals and Parentheses

Quadrant Sampled on 9/6/00
Grid Sampled on 2/13/01

30 0 30 Feet

1 inch = 30 feet

Scale:	1 : 360
Created By:	Parsons
File:	Y:\Projects\Fed\Usace\springva\springva.apr
Date:	10/16/2002
Figure Number:	
Page Number:	

PARSONS

Final Grid Sampling Results
4625 Sedgwick St (CSA 4)

Spring Valley Operable Unit 5
Washington D.C.

Legend

- Boring
- Sample Points
- 20' Grid
- Retaining Wall
- Pool
- Free Standing Wall
- Fence
- Hedge
- Sidewalk
- Roads
- Driveway
- Buildings
- Parcels

Quadrant or Half Sampling Data Indicated by Roman Numerals and Parentheses

Half Sampled on 7/25/01
Grid Sampled on 12/6/01

30 0 30 Feet

1 inch = 30 feet

Scale:	1 : 360
Created By:	Parsons
File:	Y:\Projects\Fed\Usace\springva\springva.apr
Date:	10/16/2002
Figure Number:	
Page Number:	

PARSONS

N W E S

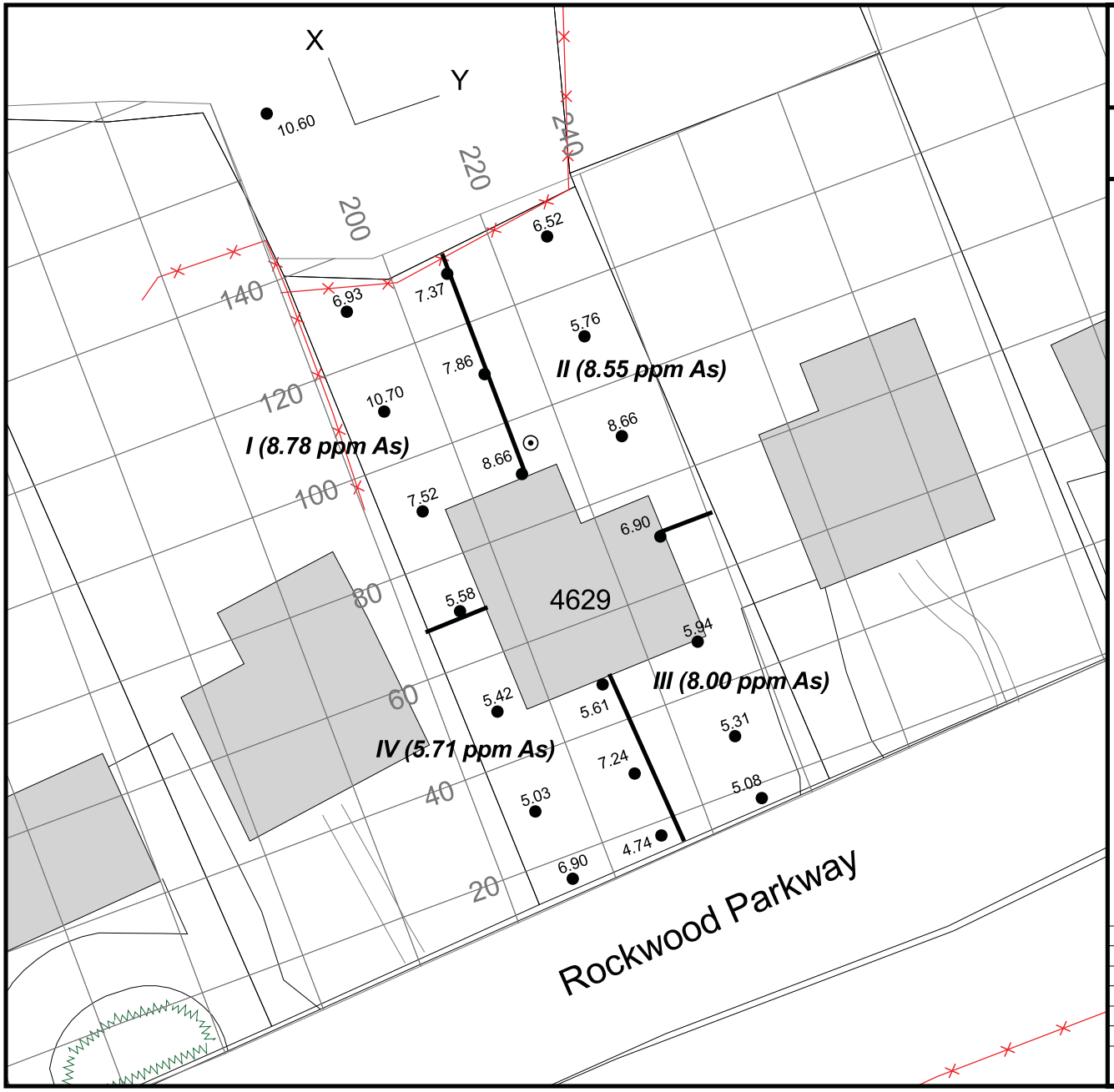

Final Grid Sampling Results
4629 Rockwood Pkwy

Spring Valley Operable Unit 4
Washington D.C.

Legend

- Boring
- Grid Samples
- 20' Grid
- Retaining Wall
- Pool
- Free Standing Wall
- Fence
- Hedge
- Sidewalk
- Roads
- Driveway
- Buildings
- Parcels

Quadrant Sampling Data Indicated by Roman Numerals and Parentheses

Quadrant Sampled on 8/25/00
Grid Sampled on 2/12/01

30 0 30 Feet

1 inch = 30 feet

Scale:	1 : 360
Created By:	Parsons
File:	Y:\Projects\Fed\Usace\springva\springva.apr
Date:	10/16/2002
Figure Number:	
Page Number:	

PARSONS

N W E S

Final Grid Sampling Results
4633 Rockwood Pkwy

Spring Valley Operable Unit 4
Washington D.C.

Legend

- Boring
- Grid Samples
- 20' Grid
- Retaining Wall
- Pool
- Free Standing Wall
- Fence
- Hedge
- Sidewalk
- Roads
- Driveway
- Buildings
- Parcels

Quadrant Sampling Data Indicated by Roman Numerals and Parentheses

Quadrant Sampled on 9/22/00
Grid Sampled on 2/13/01

40 0 40 Feet

1 inch = 40 feet

Scale:	1 : 480
Created By:	Parsons
File:	Y:\Projects\Fed\Usace\springva\springva.apr
Date:	10/16/2002
Figure Number:	
Page Number:	

PARSONS

Final Grid Sampling Results
4637 Rockwood Pkwy

Spring Valley Operable Unit 4
Washington D.C.

Legend

- Boring
- Grid Samples
- 20' Grid
- Retaining Wall
- Pool
- Free Standing Wall
- Fence
- Hedge
- Sidewalk
- Roads
- Driveway
- Buildings
- Parcels

Quadrant Sampling Data Indicated by Roman Numerals and Parentheses

Quadrant Sampled on 9/22/00
Grid Sampled on 2/14/01

40 0 40 Feet

1 inch = 40 feet

Scale:	1 : 480
Created By:	Parsons
File:	Y:\Projects\Fed\Usace\springva\springva.apr
Date:	10/16/2002
Figure Number:	
Page Number:	

PARSONS

N W E S

Final Grid Sampling Results
4641 Rockwood Pkwy

Spring Valley Operable Unit 4
Washington D.C.

Legend

- Boring
- Grid Samples
- 20' Grid
- Retaining Wall
- Pool
- Free Standing Wall
- Fence
- Hedge
- Sidewalk
- Roads
- Driveway
- Buildings
- Parcels

Quadrant Sampling Data Indicated by Roman Numerals and Parentheses

Quadrant Sampled on 9/6/00
Grid Sampled on 2/14/01

40 0 40 Feet

1 inch = 40 feet

Scale:	1 : 480
Created By:	Parsons
File:	Y:\Projects\Fed\Usace\springva\springva.apr
Date:	10/16/2002
Figure Number:	
Page Number:	

PARSONS

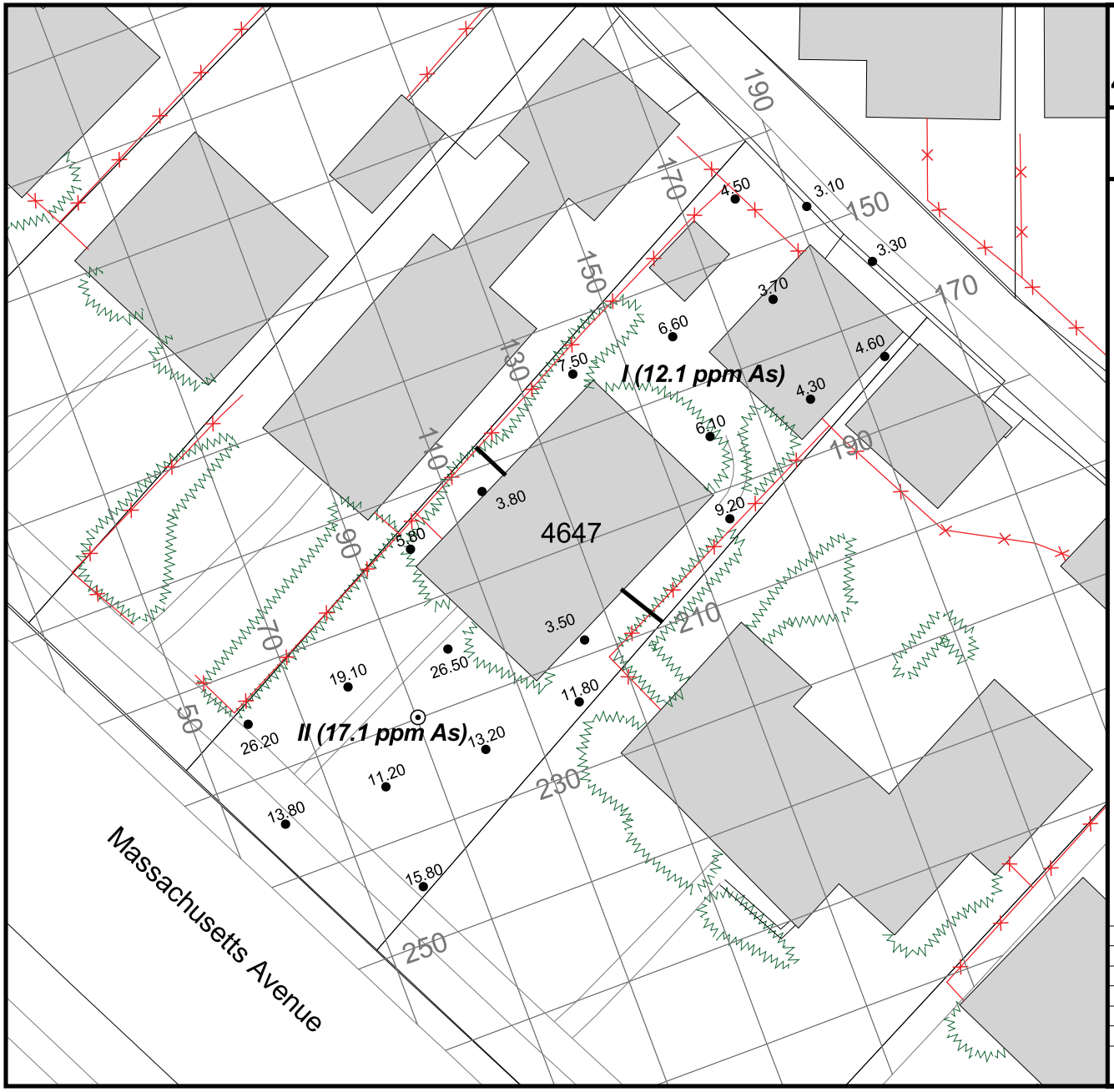

Final Grid Sampling Results
4647 Massachusetts Ave (CSA 5)

Spring Valley Operable Unit 5
Washington D.C.

Legend

- Boring
- Sample Points
- 20' Grid
- Retaining Wall
- Pool
- Free Standing Wall
- Fence
- Hedge
- Sidewalk
- Roads
- Driveway
- Buildings
- Parcels

Quadrant or Half Sampling Data Indicated by Roman Numerals and Parentheses

Half Sampled on 7/25/01
Grid Sampled on 11/9/01

30 0 30 Feet

1 inch = 30 feet

Scale:	1 : 360
Created By:	Parsons
File:	Y:\Projects\Fed\Usace\springva\springva.apr
Date:	10/16/2002
Figure Number:	
Page Number:	

PARSONS

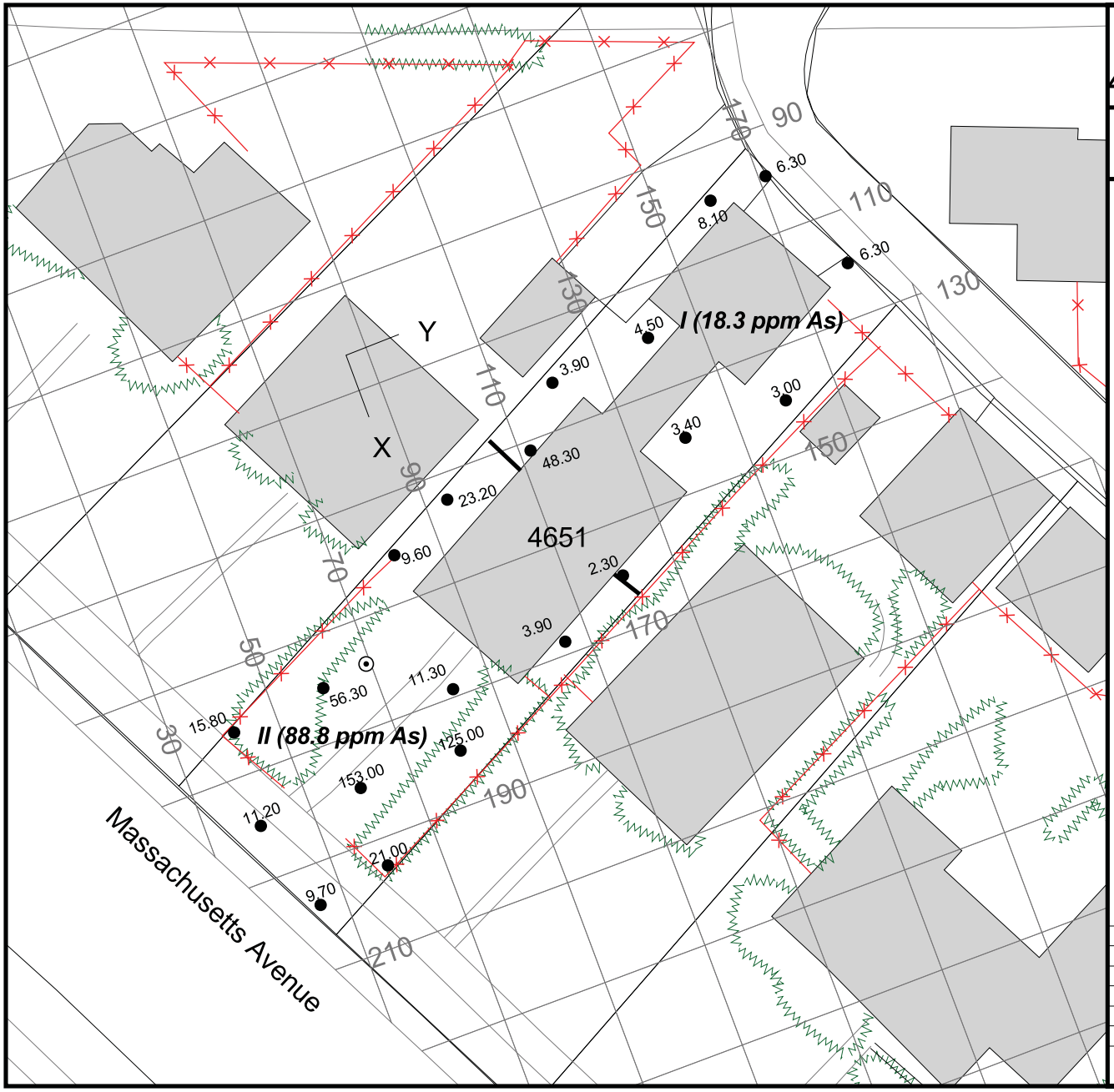

Final Grid Sampling Results
4651 Massachusetts Ave (CSA 5)

Spring Valley Operable Unit 5
Washington D.C.

Legend

- Boring
- Sample Points
- 20' Grid
- Retaining Wall
- Pool
- Free Standing Wall
- Fence
- Hedge
- Sidewalk
- Roads
- Driveway
- Buildings
- Parcels

Quadrant or Half Sampling Data Indicated by Roman Numerals and Parentheses

Half Sampled on 7/25/01
Grid Sampled on 10/30/01

30 0 30 Feet

1 inch = 30 feet

Scale:	1 : 360
Created By:	Parsons
File:	Y:\Projects\Fed\Usace\springva\springva.apr
Date:	10/16/2002
Figure Number:	
Page Number:	

PARSONS

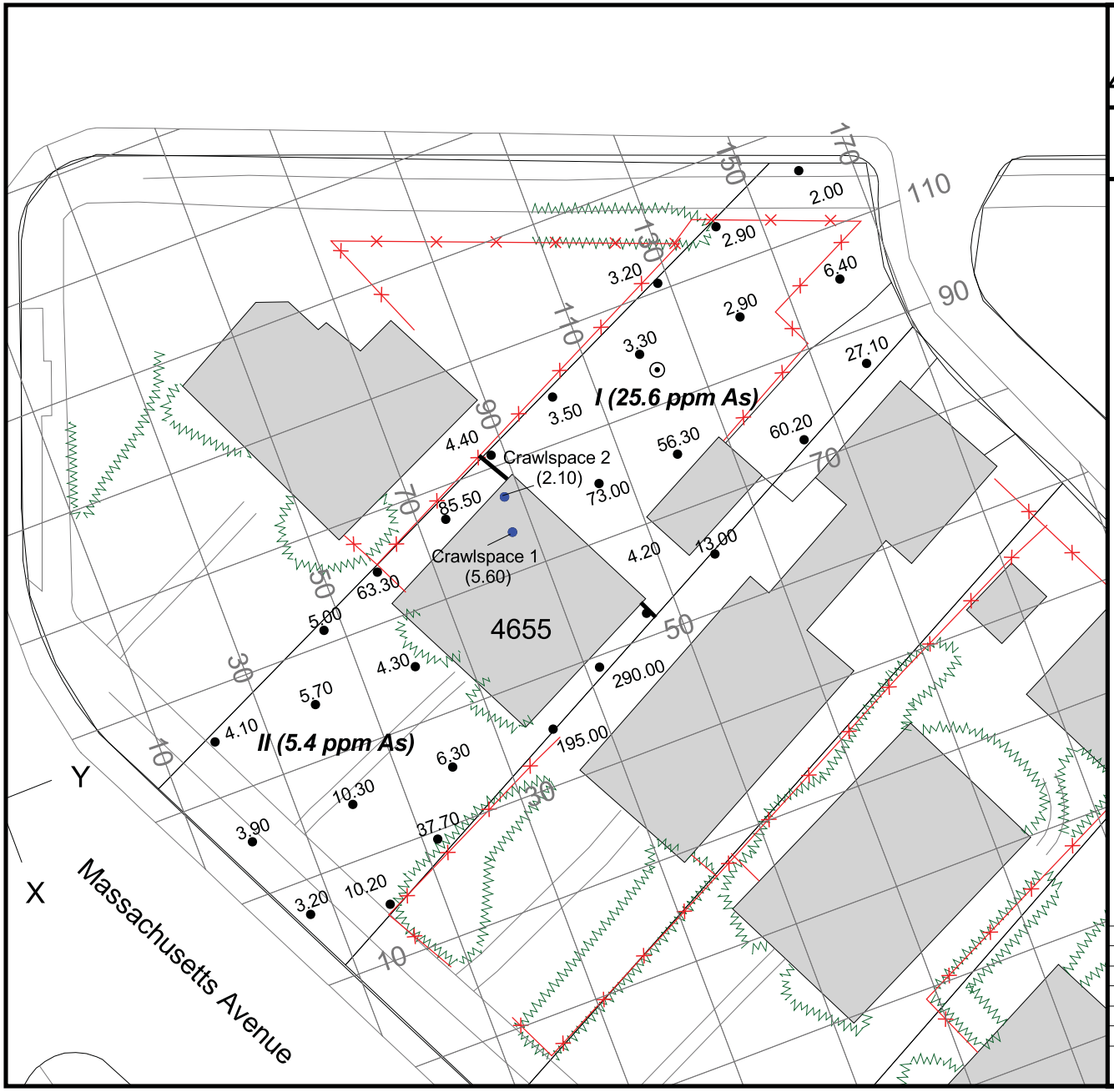

Final Grid Sampling Results
4655 Massachusetts Ave (CSA 5)

Spring Valley Operable Unit 5
Washington D.C.

Legend

- Boring
- Sample Points
- 20' Grid
- Retaining Wall
- Pool
- Free Standing Wall
- Fence
- Sidewalk
- Roads
- Driveway
- Hedge
- Buildings
- Parcels

Quadrant or Half Sampling Data Indicated by Roman Numerals and Parentheses

Half Sampled on 8/6/01
Grid Sampled on 10/19/01

30 0 30 Feet

1 inch = 30 feet

Scale:	1 : 360
Created By:	Parsons
File:	Y:\Projects\Fed\Usace\springva\springva.apr
Date:	10/16/2002
Figure Number:	
Page Number:	

PARSONS

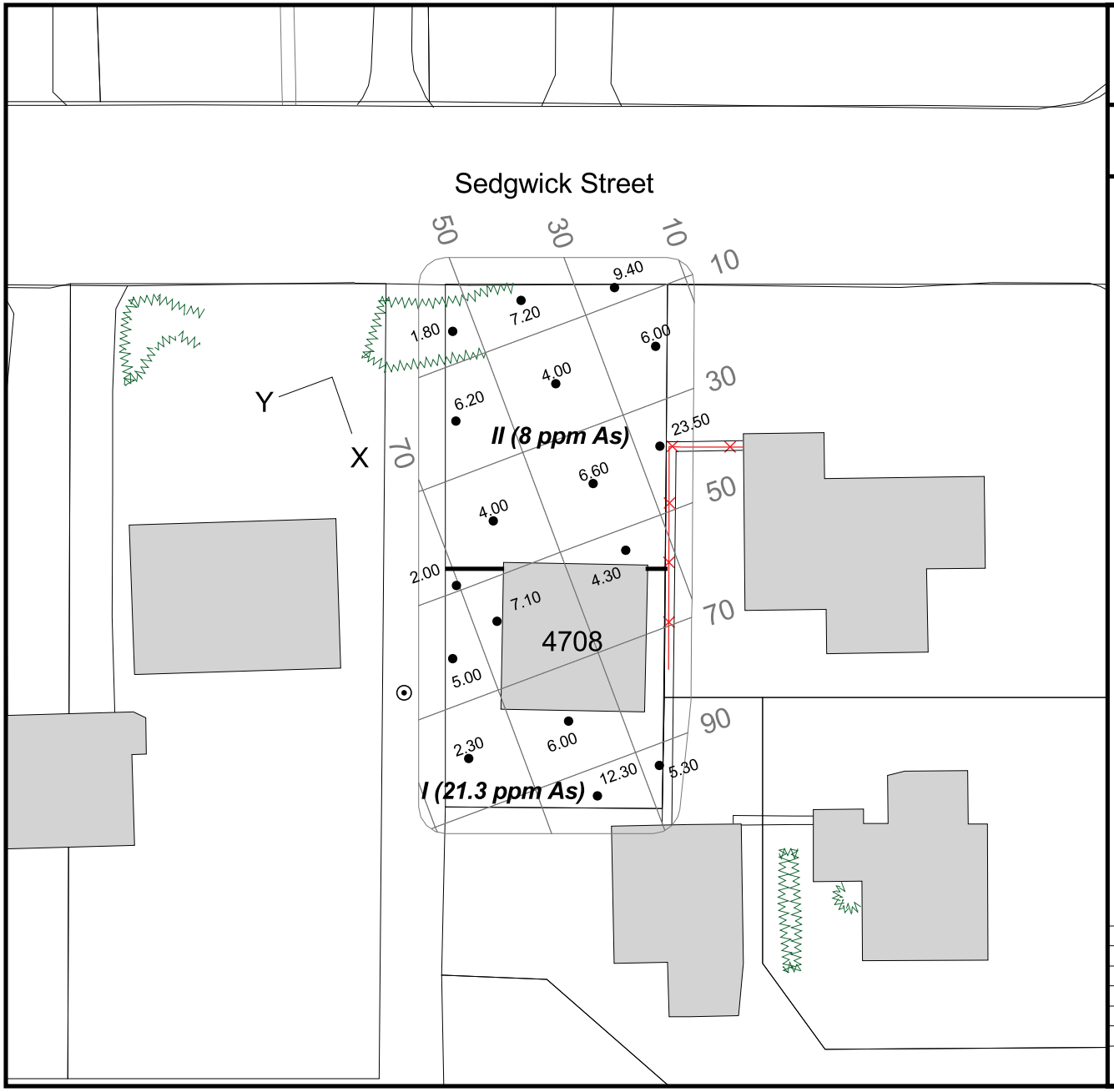

Final Grid Sampling Results
4708 Sedgwick St (CSA 10)

Spring Valley Operable Unit 5
Washington D.C.

Legend

- Boring
- Sample Points
- 20' Grid
- Retaining Wall
- Pool
- Free Standing Wall
- Fence
- Hedge
- Sidewalk
- Roads
- Driveway
- Buildings
- Parcels

Quadrant or Half Sampling Data Indicated by Roman Numerals and Parentheses

Half Sampled on 7/27/01
Grid Sampled on 11/30/01

30 0 30 Feet

1 inch = 30 feet

Scale:	1 : 360
Created By:	Parsons
File:	Y:\Projects\Fed\Usace\springva\springva.apr
Date:	10/16/2002
Figure Number:	
Page Number:	

PARSONS

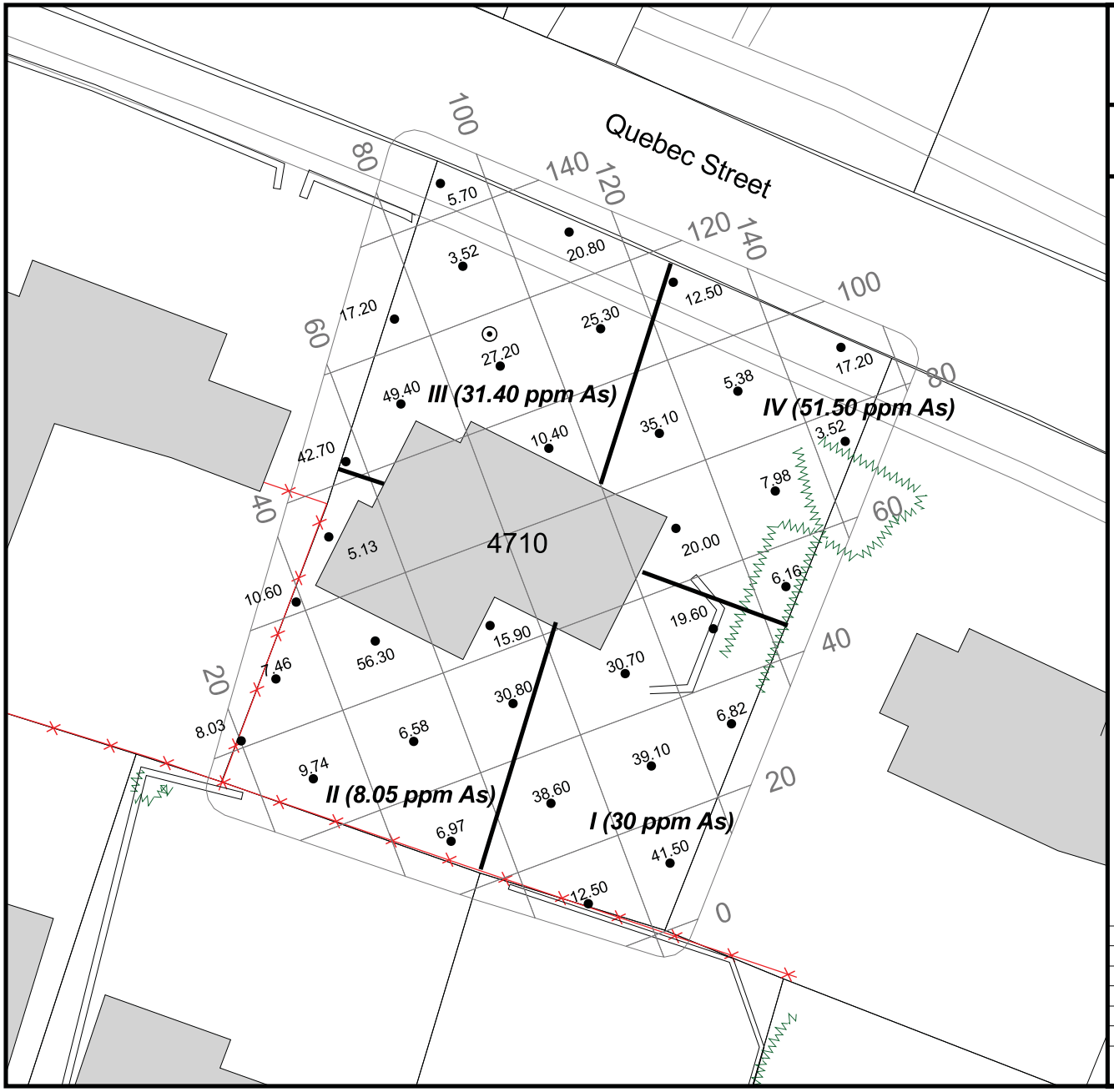

Final Grid Sampling Results
4710 Quebec St

Spring Valley Operable Unit 4
Washington D.C.

Legend

- Boring
- Sample Points
- 4710qs.shp
- Retaining Wall
- Pool
- Free Standing Wall
- Fence
- Hedge
- Sidewalk
- Roads
- Driveway
- Buildings
- Parcels

Quadrant Sampling Data Indicated by Roman Numerals and Parentheses

Quadrant Sampled on 9/7/00
Grid Sampled on 2/2/01

30 0 30 Feet

1 inch = 30 feet

Scale:	1 : 360
Created By:	Parsons
File:	Y:\Projects\Fed\Usace\springva\springva.apr
Date:	10/16/2002
Figure Number:	
Page Number:	

PARSONS

N W E S

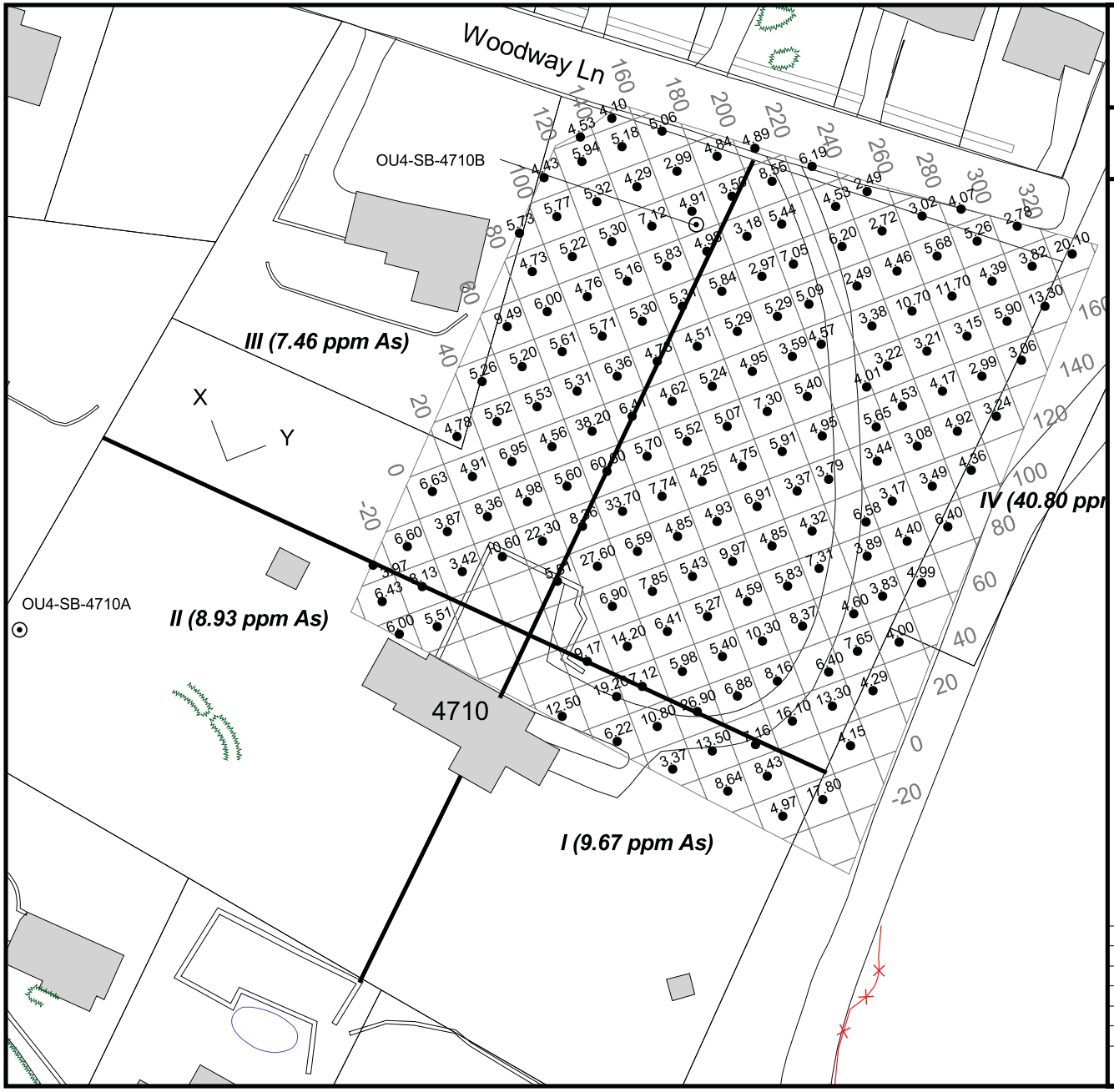

Final Grid Sampling Results
4710 Woodway Ln

Spring Valley Operable Unit 4
Washington D.C.

Legend

- Boring
- Grid Samples
- 20' Grid
- Retaining Wall
- Pool
- Free Standing Wall
- Fence
- Hedge
- Sidewalk
- Roads
- Driveway
- Buildings
- Parcels

Quadrant Sampling Data Indicated by Roman Numerals and Parentheses

Quadrant Sampled on 9/19/00
Grid Sampled on 2/7/01- 2/12/01

75 0 75 Feet

1 inch = 75 feet

Scale:	1 : 900
Created By:	Parsons
File:	Y:\Projects\Fed\Usace\springva\springva.apr
Date:	10/16/2002
Figure Number:	
Page Number:	

PARSONS

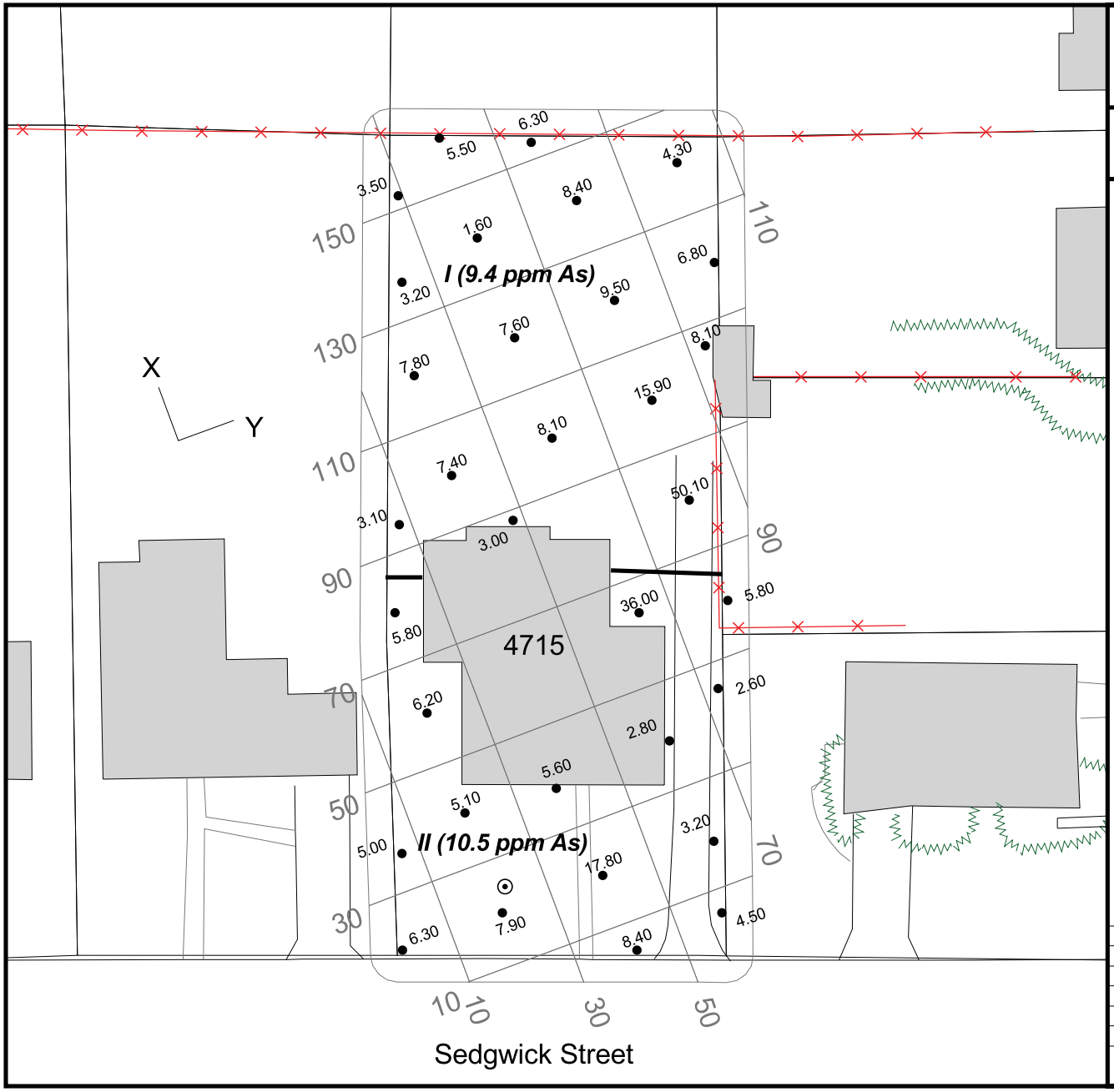

Final Grid Sampling Results
4715 Sedgwick St (CSA 4)

Spring Valley Operable Unit 5
Washington D.C.

Legend

- Boring
- Sample Points
- 20' Grid
- Retaining Wall
- Pool
- Free Standing Wall
- Fence
- Hedge
- Sidewalk
- Roads
- Driveway
- Buildings
- Parcels

Quadrant or Half Sampling Data Indicated by Roman Numerals and Parentheses

Half Sampled on 7/27/01
Grid Sampled on 12/17/01

30 0 30 Feet

1 inch = 30 feet

Scale:	1 : 360
Created By:	Parsons
File:	Y:\Projects\Fed\Usace\springva\springva.apr
Date:	10/16/2002
Figure Number:	
Page Number:	

PARSONS

Final Grid Sampling Results
4801 Quebec St (CSA 10)

Spring Valley Operable Unit 5
Washington D.C.

Legend

- Boring
- Sample Points
- 20' Grid
- Retaining Wall
- Pool
- Free Standing Wall
- Fence
- Hedge
- Sidewalk
- Roads
- Driveway
- Buildings
- Parcels

Quadrant or Half Sampling Data Indicated by Roman Numerals and Parentheses

Half Sampled on 8/29/01
Grid Sampled on 1/2/02

30 0 30 Feet

1 inch = 30 feet

Scale:	1 : 360
Created By:	Parsons
File:	Y:\Projects\Fed\Usace\springva\springva.apr
Date:	10/16/2002
Figure Number:	
Page Number:	

PARSONS

N W E S

Final Grid Sampling Results
4810 Glenbrook Rd

Spring Valley Operable Unit 4
Washington D.C.

Legend

- Boring
- Sample Points
- 20' Grid
- Retaining Wall
- Pool
- Free Standing Wall
- Fence
- Hedge
- Sidewalk
- Roads
- Driveway
- Buildings
- Parcels

Quadrant or Half Sampling Data Indicated by Roman Numerals and Parentheses

Quadrant Sampled on 1/7/02
Grid Sampled on 4/23/02

30 0 30 Feet

1 inch = 30 feet

Scale:	1 : 360
Created By:	Parsons
File:	Y:\Projects\Fed\Usace\springva\springva.apr
Date:	10/16/2002
Figure Number:	
Page Number:	

PARSONS

N W E S

Final Grid Sampling Results
4810 Sedgwick St (CTA 1D)

Spring Valley Operable Unit 5
Washington D.C.

Legend

- Boring
- Sample Points
- 20' Grid
- Retaining Wall
- Pool
- Free Standing Wall
- Fence
- Hedge
- Sidewalk
- Roads
- Driveway
- Buildings
- Parcels

Quadrant or Half Sampling Data Indicated by Roman Numerals and Parentheses

Quadrant Sampled on 8/1/01
Grid Sampled on 11/20/01

30 0 30 Feet

1 inch = 30 feet

Scale:	1 : 360
Created By:	Parsons
File:	Y:\Projects\Fed\Usace\springva\springva.apr
Date:	10/16/2002
Figure Number:	
Page Number:	

PARSONS

Final Grid Sampling Results
4813 Quebec St (CSA 10)

Spring Valley Operable Unit 5
Washington D.C.

Legend

- Boring
- Sample Points
- 20' Grid
- Retaining Wall
- Pool
- Free Standing Wall
- Fence
- Hedge
- Sidewalk
- Roads
- Driveway
- Buildings
- Parcels

Quadrant or Half Sampling Data Indicated by Roman Numerals and Parentheses

Half Sampled on 7/6/01
Grid Sampled on 11/5/01

40 0 40 Feet

1 inch = 40 feet

Scale:	1 : 480
Created By:	Parsons
File:	Y:\Projects\Fed\Usace\springva\springva.apr
Date:	10/16/2002
Figure Number:	
Page Number:	

PARSONS

Final Grid Sampling Results
4828 Rodman St (CTA 1D)

Spring Valley Operable Unit 5
Washington D.C.

Legend

- Boring
- Sample Points
- 20' Grid
- Retaining Wall
- Pool
- Free Standing Wall
- Fence
- Hedge
- Sidewalk
- Roads
- Driveway
- Buildings
- Parcels

Quadrant or Half Sampling Data Indicated by Roman Numerals and Parentheses

Quadrant Sampled on 8/14/01
Grid Sampled on 12/13/01

30 0 30 Feet

1 inch = 30 feet

Scale:	1 : 360
Created By:	Parsons
File:	Y:\Projects\Fed\Usace\springva\springva.apr
Date:	10/16/2002
Figure Number:	
Page Number:	

PARSONS

N W E S

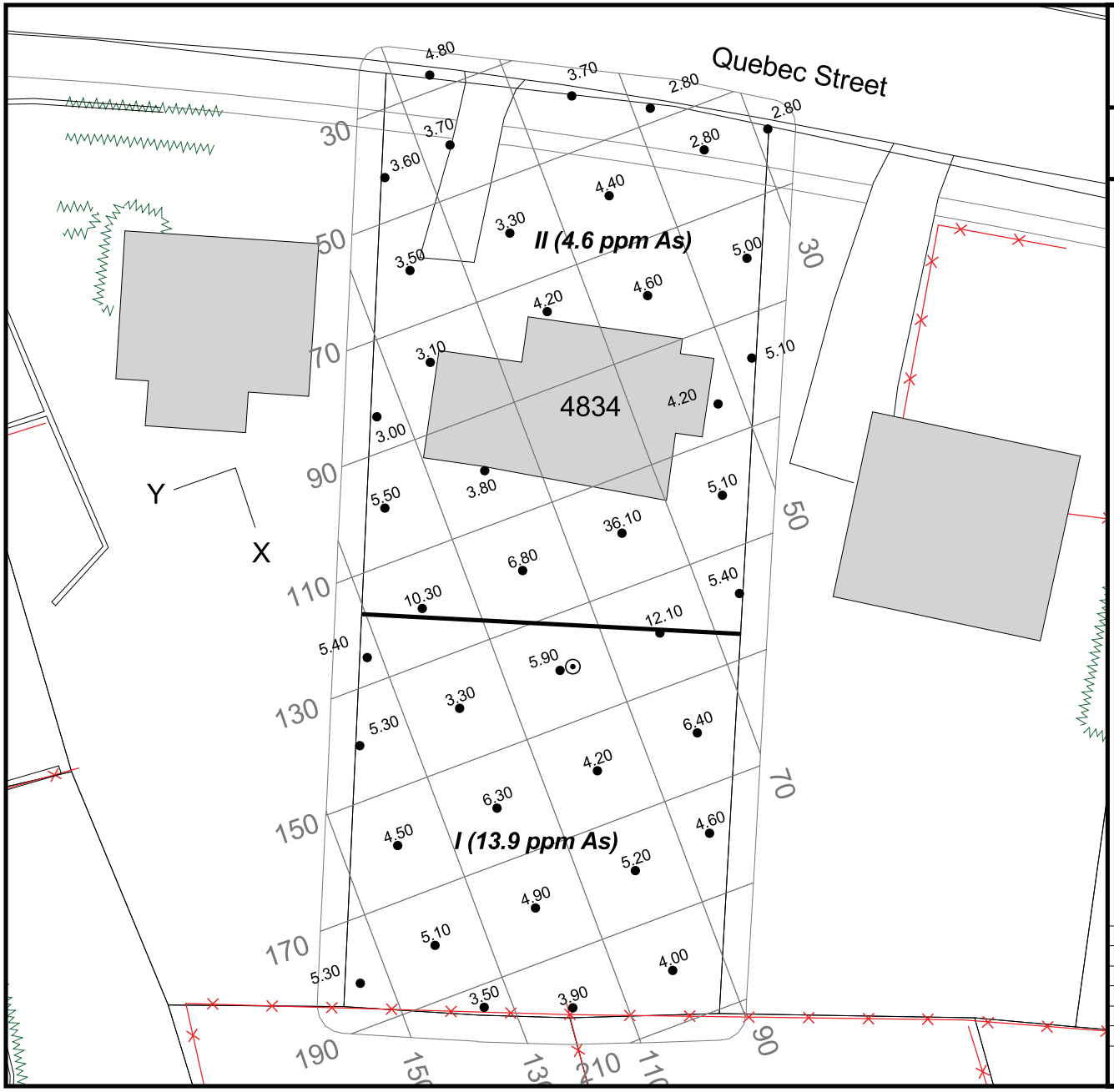

Final Grid Sampling Results
4834 Quebec St (CSA 10)

Spring Valley Operable Unit 5
Washington D.C.

Legend

- Boring
- Sample Points
- 20' Grid
- Retaining Wall
- Pool
- Free Standing Wall
- Fence
- Hedge
- Sidewalk
- Roads
- Driveway
- Buildings
- Parcels

Quadrant or Half Sampling Data Indicated by Roman Numerals and Parentheses

Half Sampled on 11/14/01
Grid Sampled on 1/30/02

30 0 30 Feet

1 inch = 30 feet

Scale:	1 : 360
Created By:	Parsons
File:	Y:\Projects\Fed\Usace\springva\springva.apr
Date:	10/16/2002
Figure Number:	
Page Number:	

PARSONS

Final Grid Sampling Results
4834 Rodman St (CTA 1D)

Spring Valley Operable Unit 5
Washington D.C.

Legend

- Boring
- Sample Points
- 20' Grid
- Retaining Wall
- Pool
- Free Standing Wall
- Fence
- Hedge
- Sidewalk
- Roads
- Driveway
- Buildings
- Parcels

Quadrant or Half Sampling Data Indicated by Roman Numerals and Parentheses

Quadrant Sampled on 7/18/01
Grid Sampled on 11/6/01

30 0 30 Feet

1 inch = 30 feet

Scale:	1 : 360
Created By:	Parsons
File:	Y:\Projects\Fed\Usace\springva\springva.apr
Date:	10/16/2002
Figure Number:	
Page Number:	

PARSONS

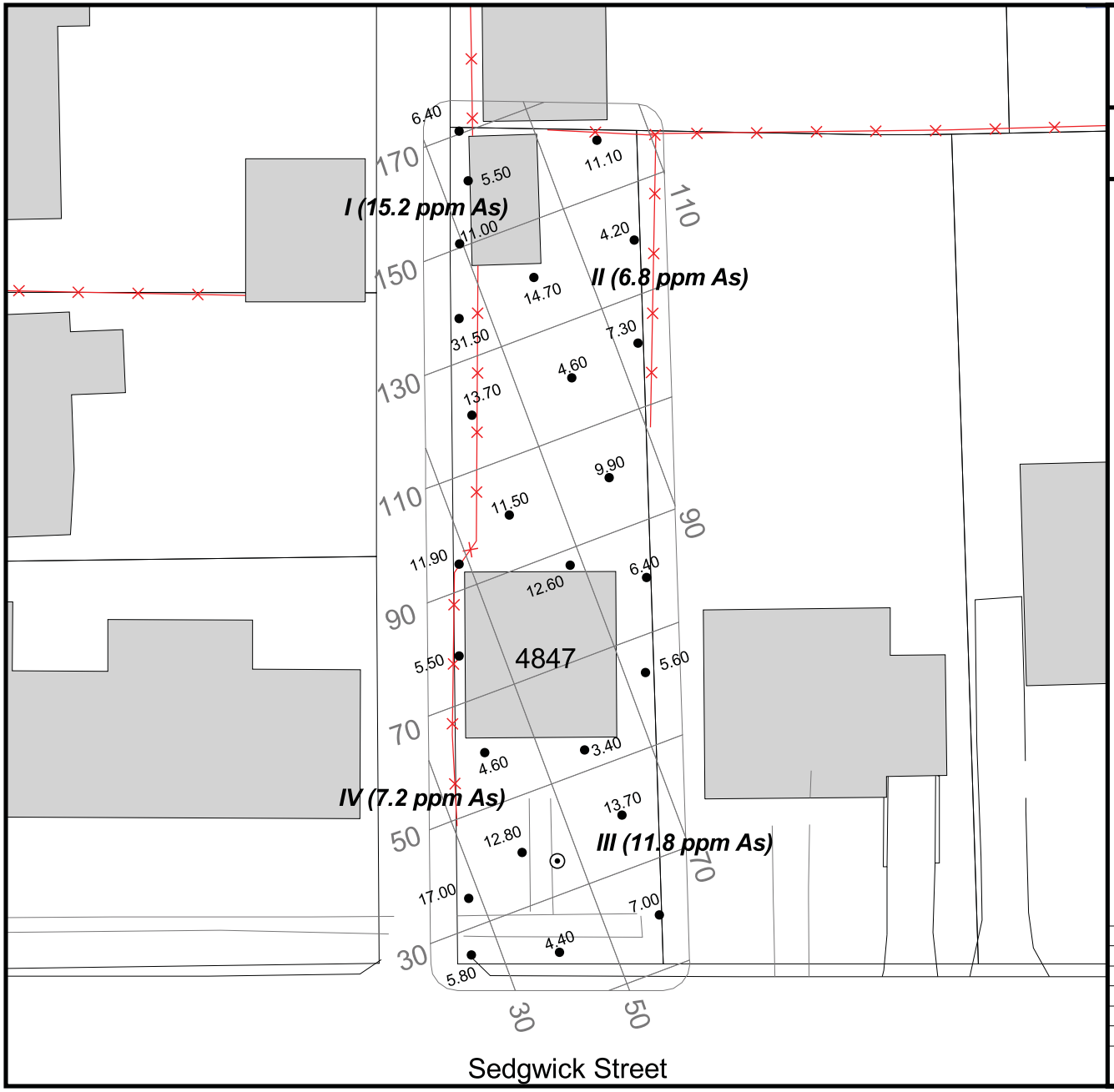

Final Grid Sampling Results
4847 Sedgwick St (CTA 1D)

Spring Valley Operable Unit 5
Washington D.C.

Legend

- Boring
- Sample Points
- 20' Grid
- Retaining Wall
- Pool
- Free Standing Wall
- Fence
- Hedge
- Sidewalk
- Roads
- Driveway
- Buildings
- Parcels

Quadrant or Half Sampling Data Indicated by Roman Numerals and Parentheses

Quadrant Sampled on 7/10/01
Grid Sampled on 1/23/02

30 0 30 Feet

1 inch = 30 feet

Scale:	1 : 360
Created By:	Parsons
File:	Y:\Projects\Fed\Usace\springva\springva.apr
Date:	10/16/2002
Figure Number:	
Page Number:	

PARSONS

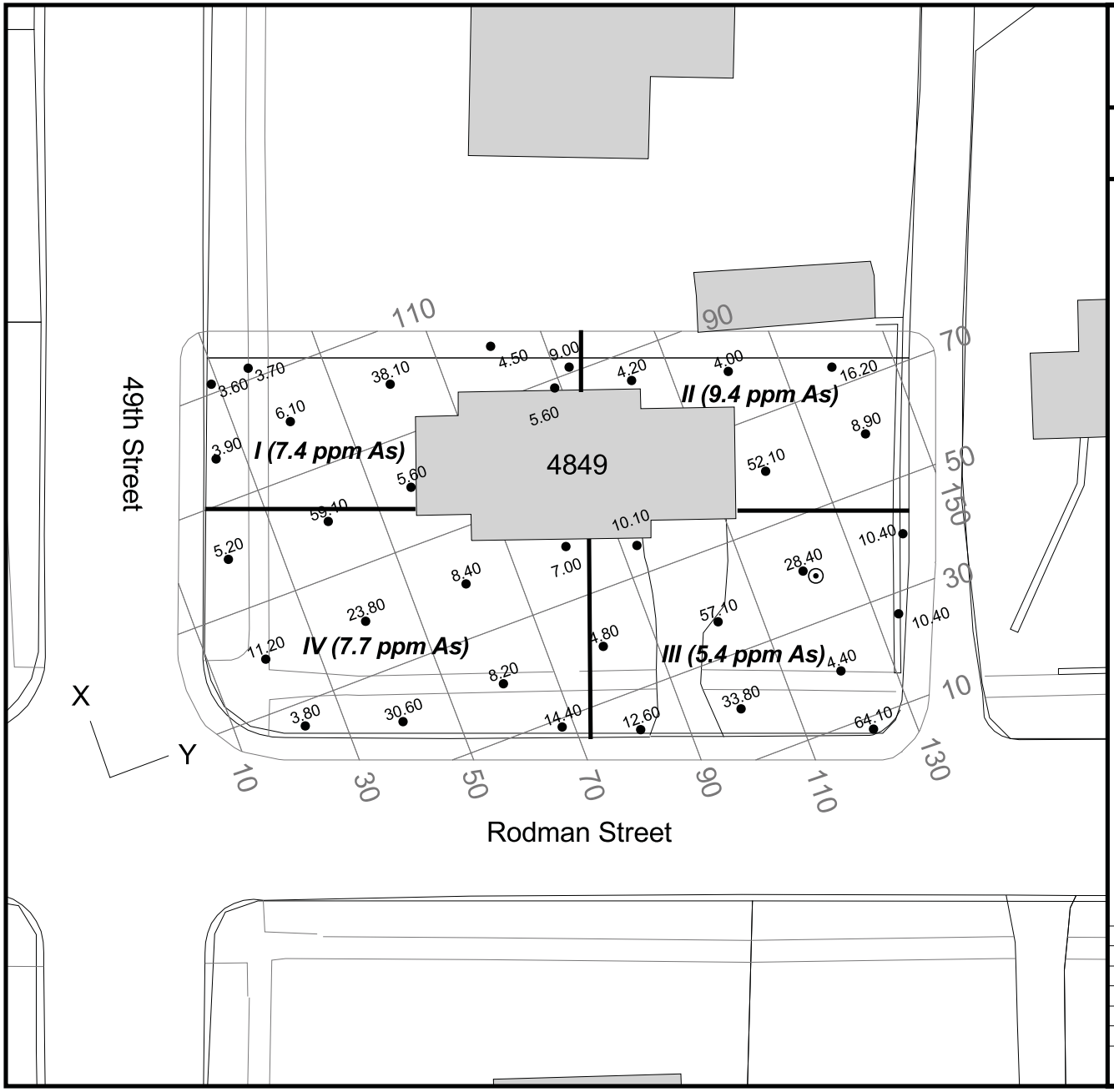

Final Grid Sampling Results
4849 Rodman St (CTA 1D)

Spring Valley Operable Unit 5
Washington D.C.

Legend

- Boring
- Sample Points
- Buildings
- 20' Grid
- Retaining Wall
- Free Standing Wall
- Fence
- Hedge
- Sidewalk
- Roads
- Driveway
- Parcels

Quadrant or Half Sampling Data Indicated by Roman Numerals and Parentheses

Quadrant Sampled on 4/24/02
Grid Sampled on 9/5/02

30 0 30 Feet

1 inch = 30 feet

Scale:	1 : 360
Created By:	Parsons
File:	Y:\Projects\Fed\Usace\springva\springva.apr
Date:	10/16/2002
Figure Number:	
Page Number:	

PARSONS

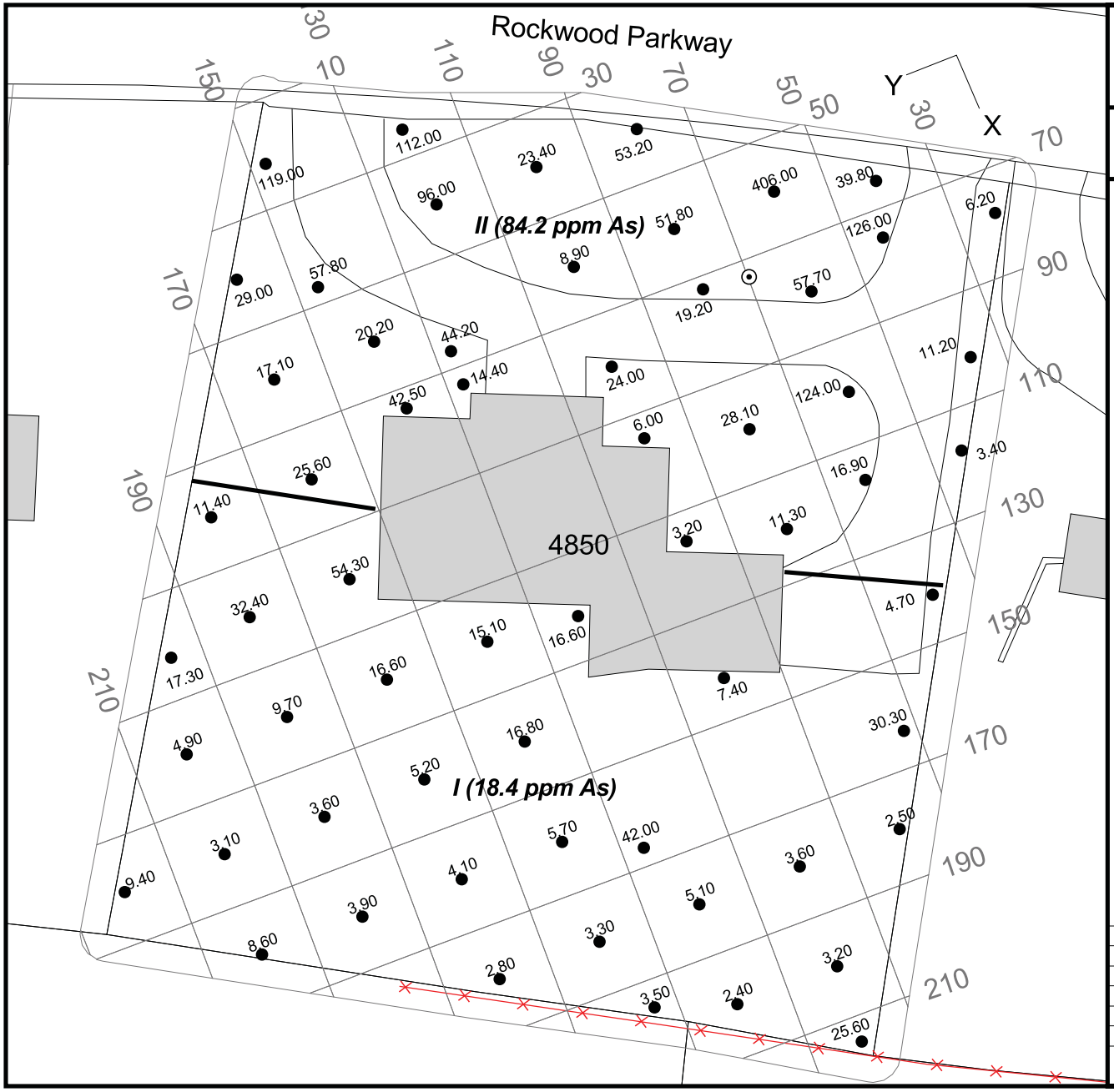

Final Grid Sampling Results
4850 Rockwood Pkwy (CSA 12)

Spring Valley Operable Unit 5
Washington D.C.

Legend

- Boring
- Sample Points
- 20' Grid
- Retaining Wall
- Pool
- Free Standing Wall
- Fence
- Hedge
- Sidewalk
- Roads
- Driveway
- Buildings
- Parcels

Quadrant or Half Sampling Data Indicated by Roman Numerals and Parentheses

Half Sampled on 7/27/01
Grid Sampled on 10/31/01

30 0 30 Feet

1 inch = 30 feet

Scale:	1 : 360
Created By:	Parsons
File:	Y:\Projects\Fed\Usace\springva\springva.apr
Date:	10/16/2002
Figure Number:	
Page Number:	

PARSONS

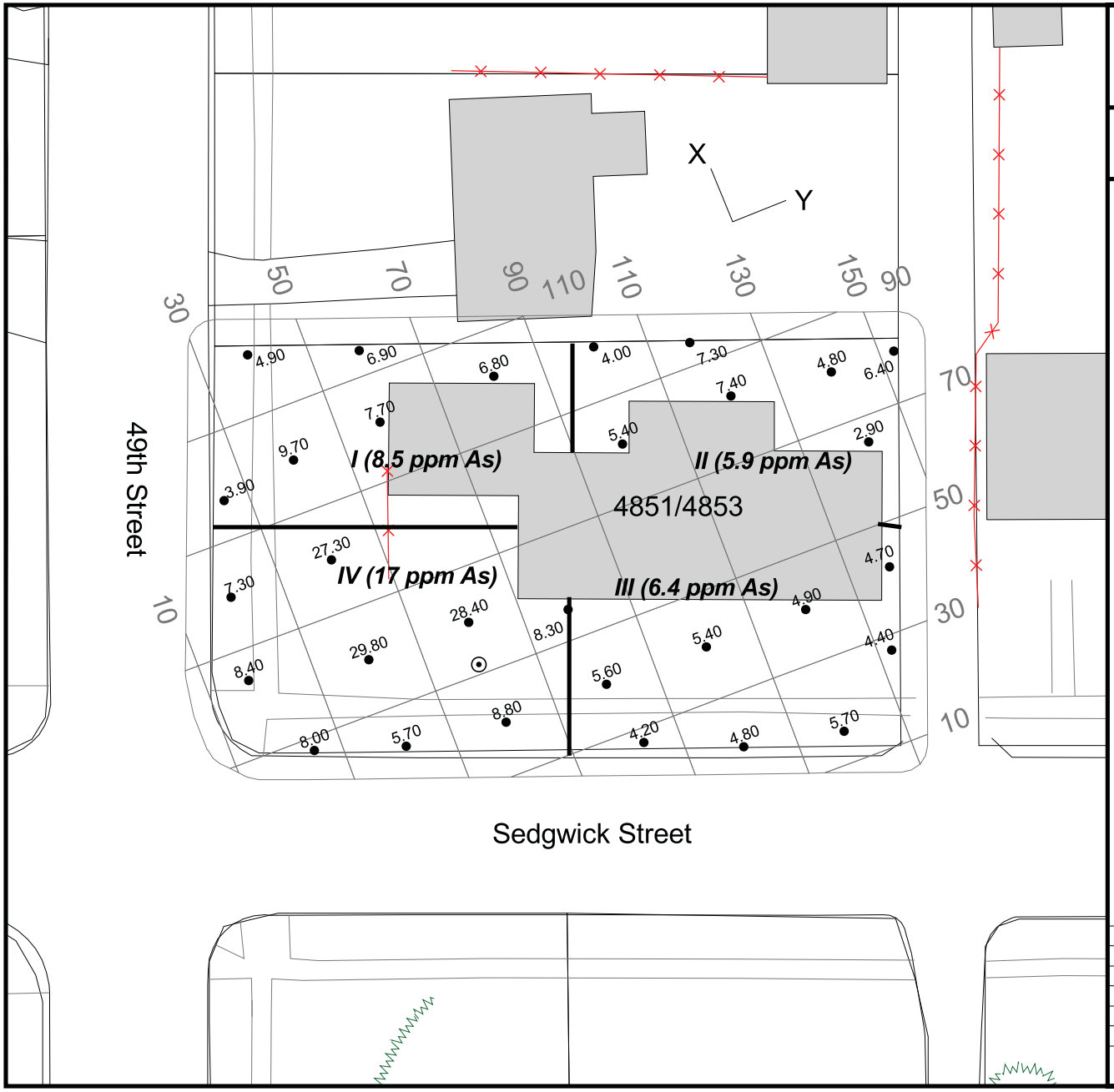

Final Grid Sampling Results
4853 Sedgwick St (CTA 1D)

Spring Valley Operable Unit 5
Washington D.C.

Legend

- Boring
- Sample Points
- 20' Grid
- Retaining Wall
- Pool
- Free Standing Wall
- Fence
- Hedge
- Sidewalk
- Roads
- Driveway
- Buildings
- Parcels

Quadrant or Half Sampling Data Indicated by Roman Numerals and Parentheses

Quadrant Sampled on 7/11/01
Grid Sampled on 12/5/01

30 0 30 Feet

1 inch = 30 feet

Scale:	1 : 360
Created By:	Parsons
File:	Y:\Projects\Fed\Usace\springva\springva.apr
Date:	10/16/2002
Figure Number:	
Page Number:	

PARSONS

N W E S

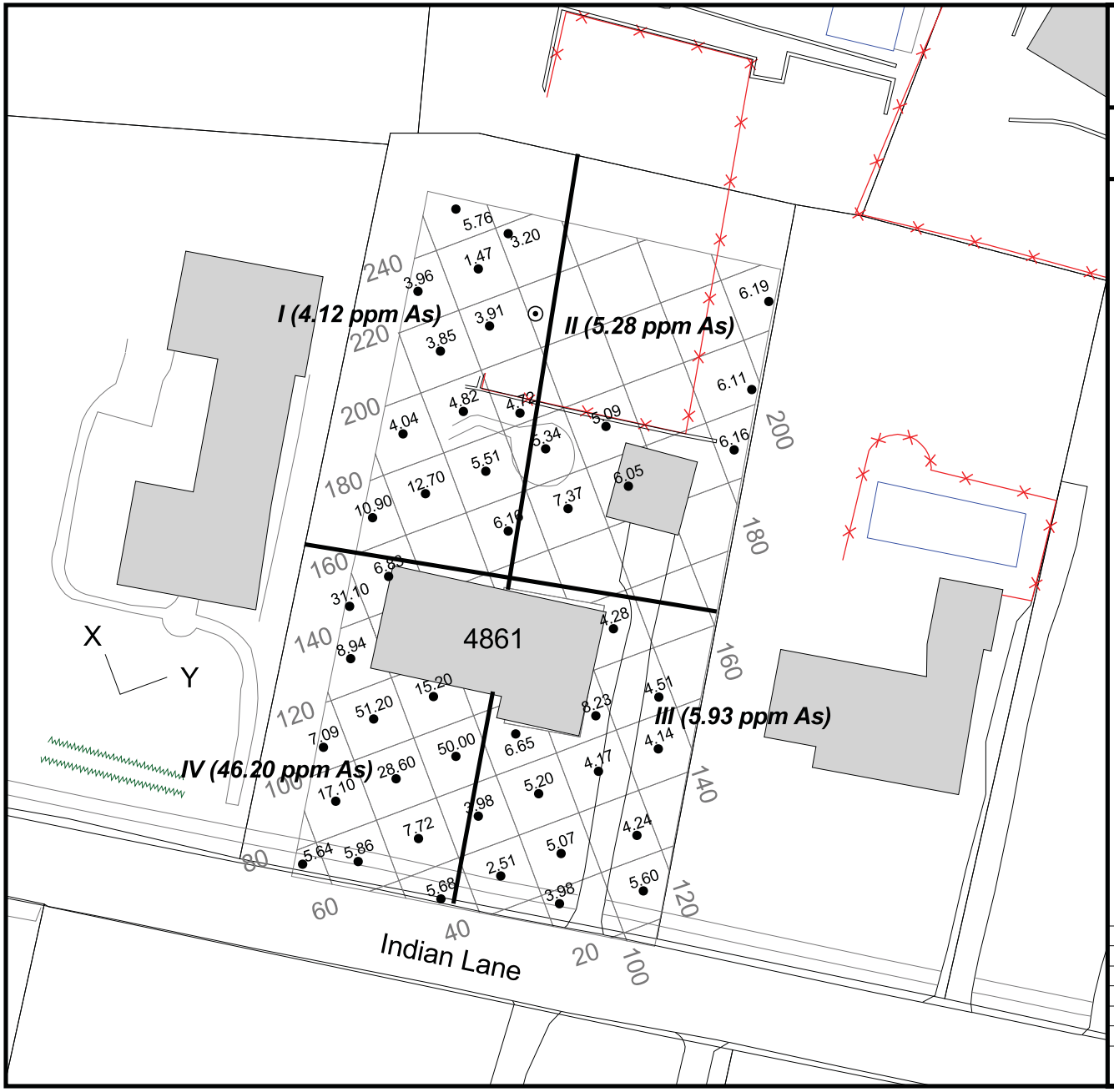

Final Grid Sampling Results
4861 Indian Ln

Spring Valley Operable Unit 4
Washington D.C.

Legend

- Boring
- Grid Samples
- Retaining Wall
- Pool
- Free Standing Wall
- Fence
- Hedge
- Sidewalk
- Roads
- Driveway
- Buildings
- 20' Grid
- Parcels

Quadrant Sampling Data Indicated by Roman Numerals and Parentheses

Quadrant Sampled on 9/1/00
Grid Sampled on 2/1/01

50 0 50 Feet

1 inch = 50 feet

Scale:	1 : 360
Created By:	Parsons
File:	Y:\Projects\Fed\Usace\springva\springva.apr
Date:	10/16/2002
Figure Number:	
Page Number:	

PARSONS

Final Grid Sampling Results
4871 Glenbrook Road

Spring Valley Operable Unit 4
Washington D.C.

Legend

- Boring
- Sample Points
- 20' Grid
- Retaining Wall
- Hedge
- Sidewalk
- Roads
- Driveway
- Buildings
- Parcels

Quadrant Sampling Data Indicated by Roman Numerals and Parentheses

Quadrant Sampled on 2/1/01
Grid Sampled on 4/17/01

30 0 30 Feet

1 inch = 30 feet

Scale:	1 : 360
Created By:	Parsons ES
File:	Y:\Projects\Fed\Usace\springva\springva.APR
Date:	10/16/2002
Figure Number:	
Page Number:	

PARSONS

Final Grid Sampling Results
4901 Rodman St (CTA 1D)

Spring Valley Operable Unit 5
Washington D.C.

Legend

- Boring
- Sample Points
- 20' Grid
- Retaining Wall
- Pool
- Free Standing Wall
- Fence
- Hedge
- Sidewalk
- Roads
- Driveway
- Buildings
- Parcels

Quadrant or Half Sampling Data Indicated by Roman Numerals and Parentheses

Quadrant Sampled on 7/17/01
Grid Sampled on 11/7/01

30 0 30 Feet

1 inch = 30 feet

Scale:	1 : 360
Created By:	Parsons
File:	Y:\Projects\Fed\Usace\springva\springva.apr
Date:	10/16/2002
Figure Number:	
Page Number:	

PARSONS

Final Grid Sampling Results
4907 Indian Ln (CSA 12)

Spring Valley Operable Unit 5
Washington D.C.

Legend

- Boring
- Sample Points
- 20' Grid
- Retaining Wall
- Pool
- Free Standing Wall
- Fence
- Hedge
- Sidewalk
- Roads
- Driveway
- Buildings
- Parcels

Quadrant or Half Sampling Data Indicated by Roman Numerals and Parentheses

Half Sampled on 5/31/01
Grid Sampled on 12/31/01

40 0 40 Feet

1 inch = 40 feet

Scale:	1 : 480
Created By:	Parsons
File:	Y:\Projects\Fed\Usace\springva\springva.apr
Date:	10/16/2002
Figure Number:	
Page Number:	

PARSONS

Final Grid Sampling Results
4911 Van Ness St (CTA 1A)

Spring Valley Operable Unit 5
Washington D.C.

Legend

- Boring
- Sample Points
- 20' Grid
- Retaining Wall
- Pool
- Free Standing Wall
- Fence
- Hedge
- Sidewalk
- Roads
- Driveway
- Buildings
- Parcels

Quadrant or Half Sampling Data Indicated by Roman Numerals and Parentheses

Quadrant Sampled on 6/27/01
Grid Sampled on 1/25/02

30 0 30 Feet

1 inch = 30 feet

Scale:	1 : 360
Created By:	Parsons
File:	Y:\Projects\Fed\Usace\springva\springva.apr
Date:	10/16/2002
Figure Number:	
Page Number:	

PARSONS

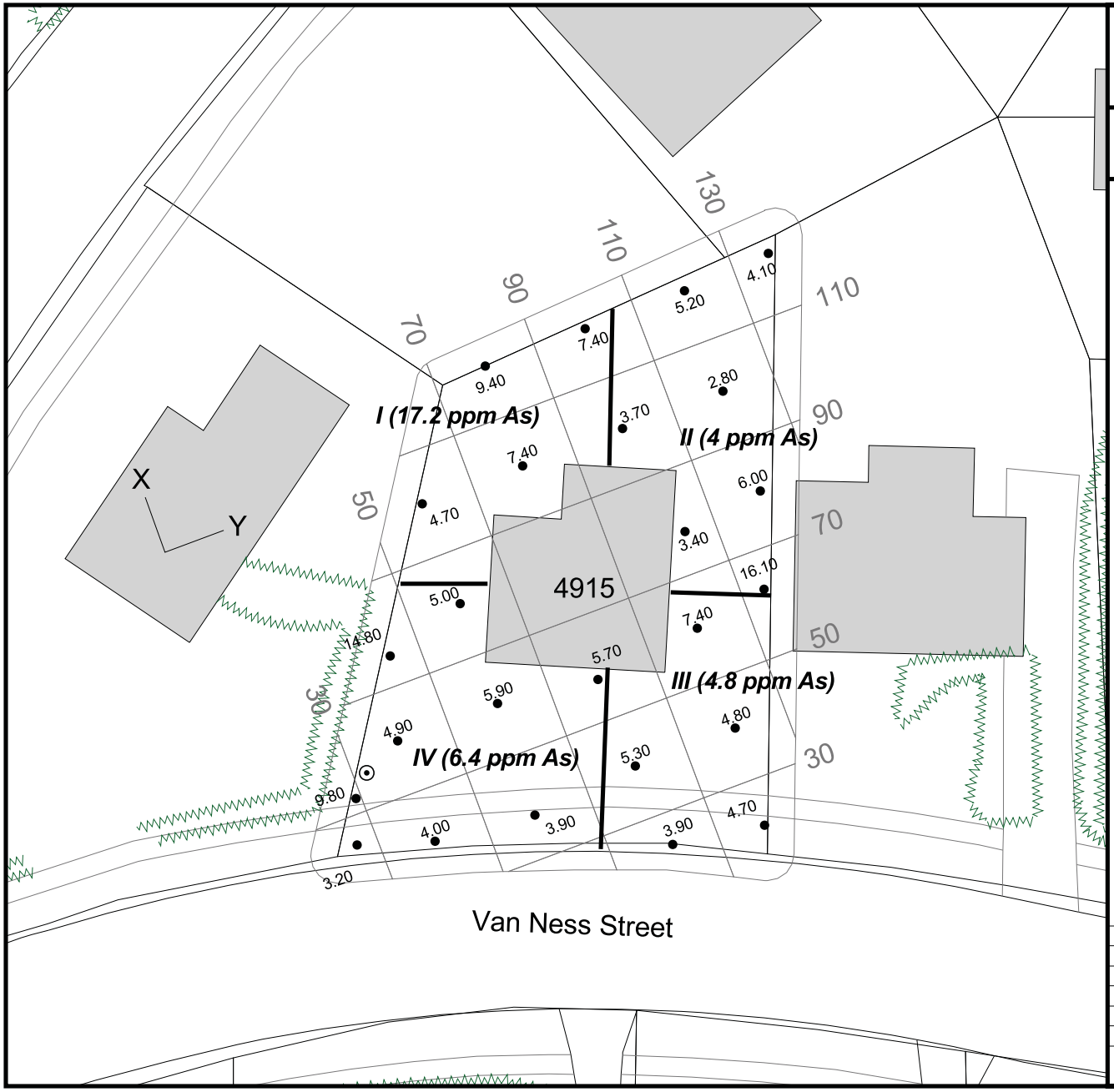

Final Grid Sampling Results
4915 Van Ness St (CTA 1A)

Spring Valley Operable Unit 5
Washington D.C.

Legend

- Boring
- Sample Points
- 20' Grid
- Retaining Wall
- Pool
- Free Standing Wall
- Fence
- Hedge
- Sidewalk
- Roads
- Driveway
- Buildings
- Parcels

Quadrant or Half Sampling Data Indicated by Roman Numerals and Parentheses

Quadrant Sampled on 11/12/01
Grid Sampled on 1/31/02

30 0 30 Feet

1 inch = 30 feet

Scale:	1 : 360
Created By:	Parsons
File:	Y:\Projects\Fed\Usace\springva\springva.apr
Date:	10/16/2002
Figure Number:	
Page Number:	

PARSONS

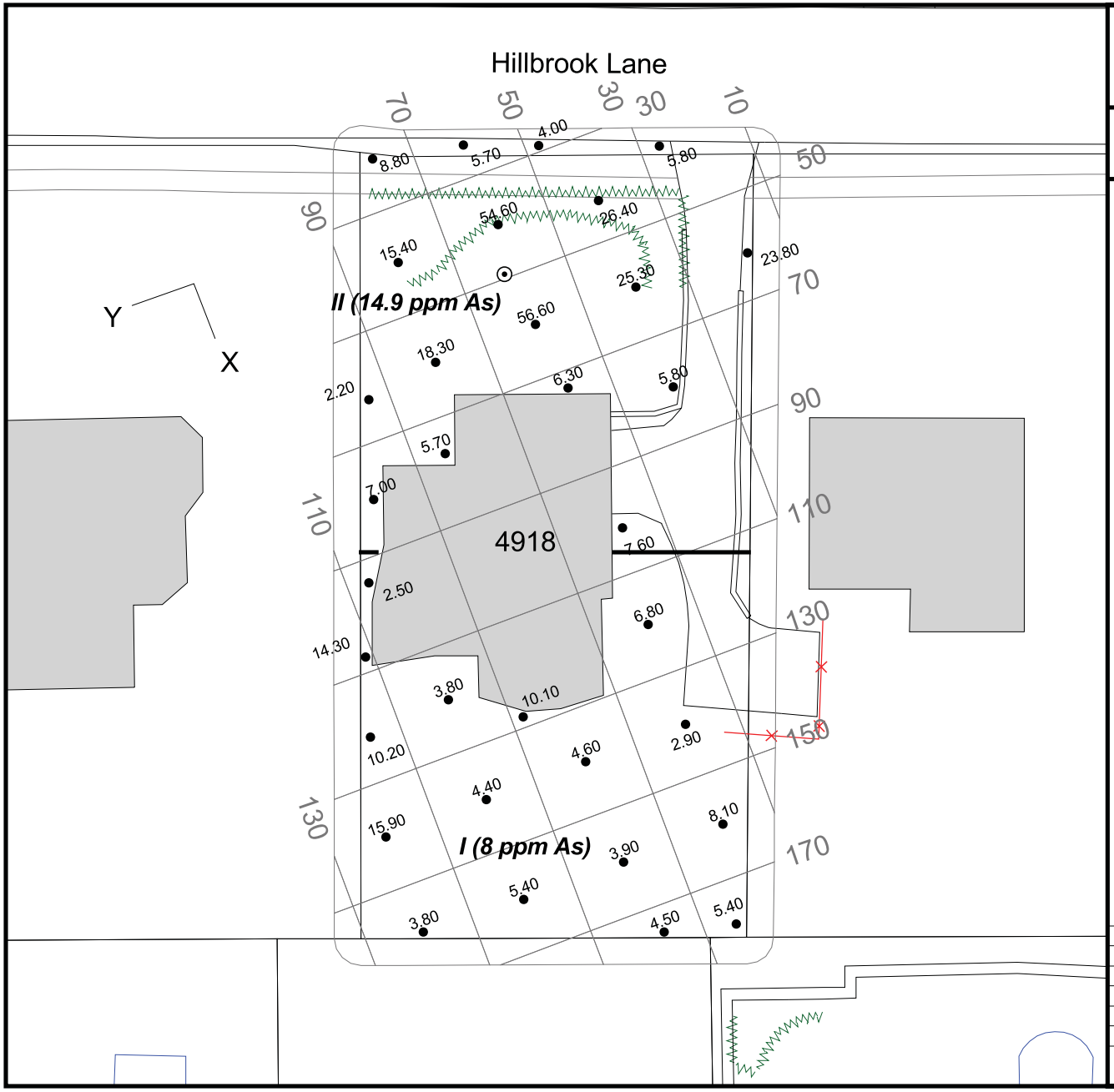

Final Grid Sampling Results
4918 Hillbrook Ln (CSA 11)

Spring Valley Operable Unit 5
Washington D.C.

Legend

- Boring
- Sample Points
- 20' Grid
- Retaining Wall
- Pool
- Free Standing Wall
- Fence
- Hedge
- Sidewalk
- Roads
- Driveway
- Buildings
- Parcels

Quadrant or Half Sampling Data Indicated by Roman Numerals and Parentheses

Half Sampled on 10/24/01
Grid Sampled on 01/31/02

30 0 30 Feet

1 inch = 30 feet

Scale:	1 : 360
Created By:	Parsons
File:	Y:\Projects\Fed\Usace\springva\springva.apr
Date:	10/16/2002
Figure Number:	
Page Number:	

PARSONS

N W E S

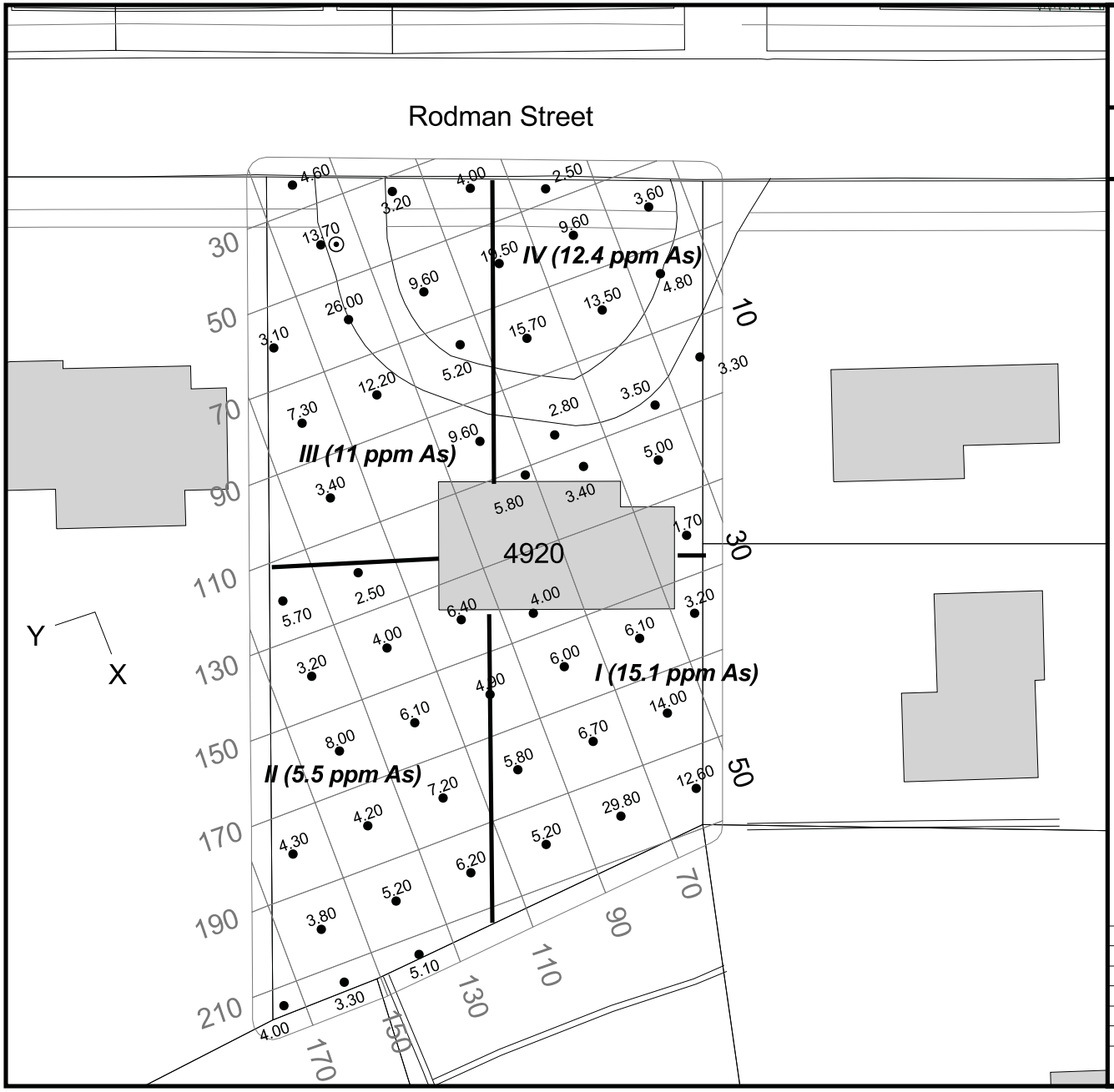

Final Grid Sampling Results
4920 Rodman St (CTA 1D)

Spring Valley Operable Unit 5
Washington D.C.

Legend

- Boring
- Sample Points
- 20' Grid
- Retaining Wall
- Pool
- Free Standing Wall
- Fence
- Hedge
- Sidewalk
- Roads
- Driveway
- Buildings
- Parcels

Quadrant or Half Sampling Data Indicated by Roman Numerals and Parentheses

Quadrant Sampled on 6/18/01
Grid Sampled on 10/18/01

40 0 40 Feet

1 inch = 40 feet

Scale:	1 : 480
Created By:	Parsons
File:	Y:\Projects\Fed\Usace\springva\springva.apr
Date:	10/16/2002
Figure Number:	
Page Number:	

PARSONS

Final Grid Sampling Results
4922 Quebec St (CSA 11)

Spring Valley Operable Unit 5
Washington D.C.

Legend

- Sample Points
- 20' Grid
- Retaining Wall
- Pool
- Free Standing Wall
- Fence
- Hedge
- Sidewalk
- Roads
- Driveway
- Buildings
- Parcels

Quadrant or Half Sampling Data Indicated by Roman Numerals and Parentheses

Half Sampled on 6/1/01
Grid Sampled on 9/12/01

30 0 30 Feet

1 inch = 30 feet

Scale:	1 : 360
Created By:	Parsons
File:	Y:\Projects\Fed\Usace\springva\springva.apr
Date:	10/16/2002
Figure Number:	
Page Number:	

PARSONS

Final Grid Sampling Results
4924 Van Ness St (CTA 1D)

Spring Valley Operable Unit 5
Washington D.C.

Legend

- Boring
- Sample Points
- 20' Grid
- Retaining Wall
- Pool
- Free Standing Wall
- Fence
- Hedge
- Sidewalk
- Roads
- Driveway
- Buildings
- Parcels

Quadrant or Half Sampling Data Indicated by Roman Numerals and Parentheses

Quadrant Sampled on 7/17/01
Grid Sampled on 12/17/01

30 0 30 Feet

1 inch = 30 feet

Scale:	1 : 360
Created By:	Parsons
File:	Y:\Projects\Fed\Usace\springva\springva.apr
Date:	10/16/2002
Figure Number:	
Page Number:	

PARSONS

Final Grid Sampling Results
OU5-CSA-12-L20 (CSA 12)

Spring Valley Operable Unit 5
Washington D.C.

Legend

- Boring
- Sample Points
- 20' Grid
- Retaining Wall
- Pool
- Free Standing Wall
- Fence
- Hedge
- Sidewalk
- Roads
- Driveway
- Buildings
- Non-Residential Lots
- Parcels

Quadrant or Half Sampling Data Indicated by Roman Numerals and Parentheses

Half Sampled on 1/21/02
Grid Sampled on 2/18/02

40 0 40 Feet

1 inch = 40 feet

Scale:	1 : 480
Created By:	Parsons
File:	Y:\Projects\Fed\Usace\springva\springva.apr
Date:	10/16/2002
Figure Number:	
Page Number:	

PARSONS

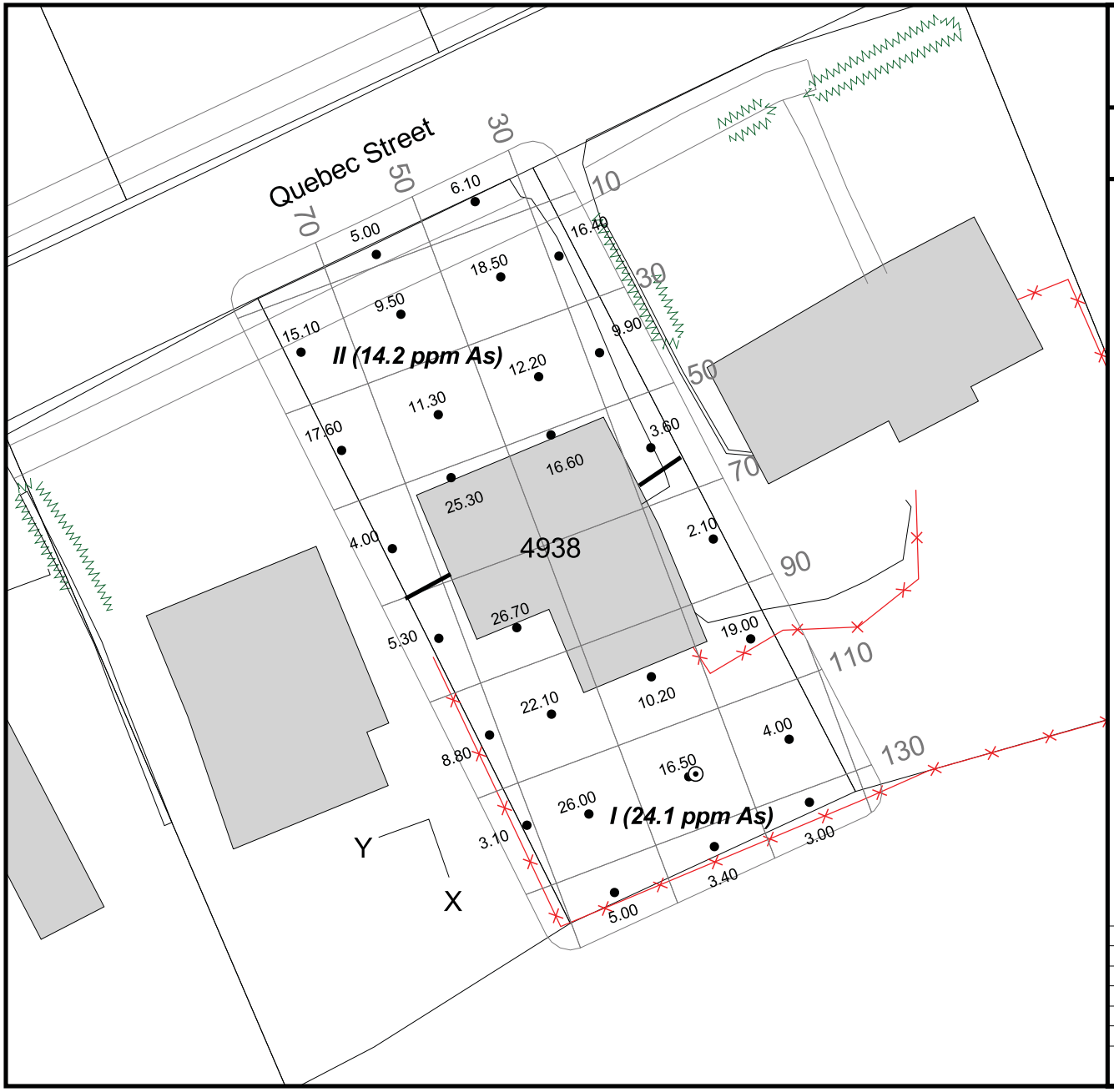

Final Grid Sampling Results
4938 Quebec St (CSA 11)

Spring Valley Operable Unit 5
Washington D.C.

Legend

- Boring
- Sample Points
- 20' Grid
- Retaining Wall
- Pool
- Free Standing Wall
- Fence
- Hedge
- Sidewalk
- Roads
- Driveway
- Buildings
- Parcels

Quadrant or Half Sampling Data Indicated by Roman Numerals and Parentheses

Half Sampled on 10/3/01
Grid Sampled on 11/20/01

30 0 30 Feet

1 inch = 30 feet

Scale:	1 : 360
Created By:	Parsons
File:	Y:\Projects\Fed\Usace\springva\springva.apr
Date:	10/16/2002
Figure Number:	
Page Number:	

PARSONS

N W E S

Final Grid Sampling Results
4940 Indian Ln (CSA 12)

Spring Valley Operable Unit 5
Washington D.C.

Legend

- Boring
- Sample Points
- 20' Grid
- Retaining Wall
- Pool
- Free Standing Wall
- Fence
- Hedge
- Sidewalk
- Roads
- Driveway
- Buildings
- Parcels

Quadrant or Half Sampling Data Indicated by Roman Numerals and Parentheses

Half Sampled on 8/10/01
Grid Sampled on 12/21/01

50 0 50 Feet

1 inch = 50 feet

Scale:	1 : 600
Created By:	Parsons
File:	Y:\Projects\Fed\Usace\springva\springva.apr
Date:	10/16/2002
Figure Number:	
Page Number:	

PARSONS

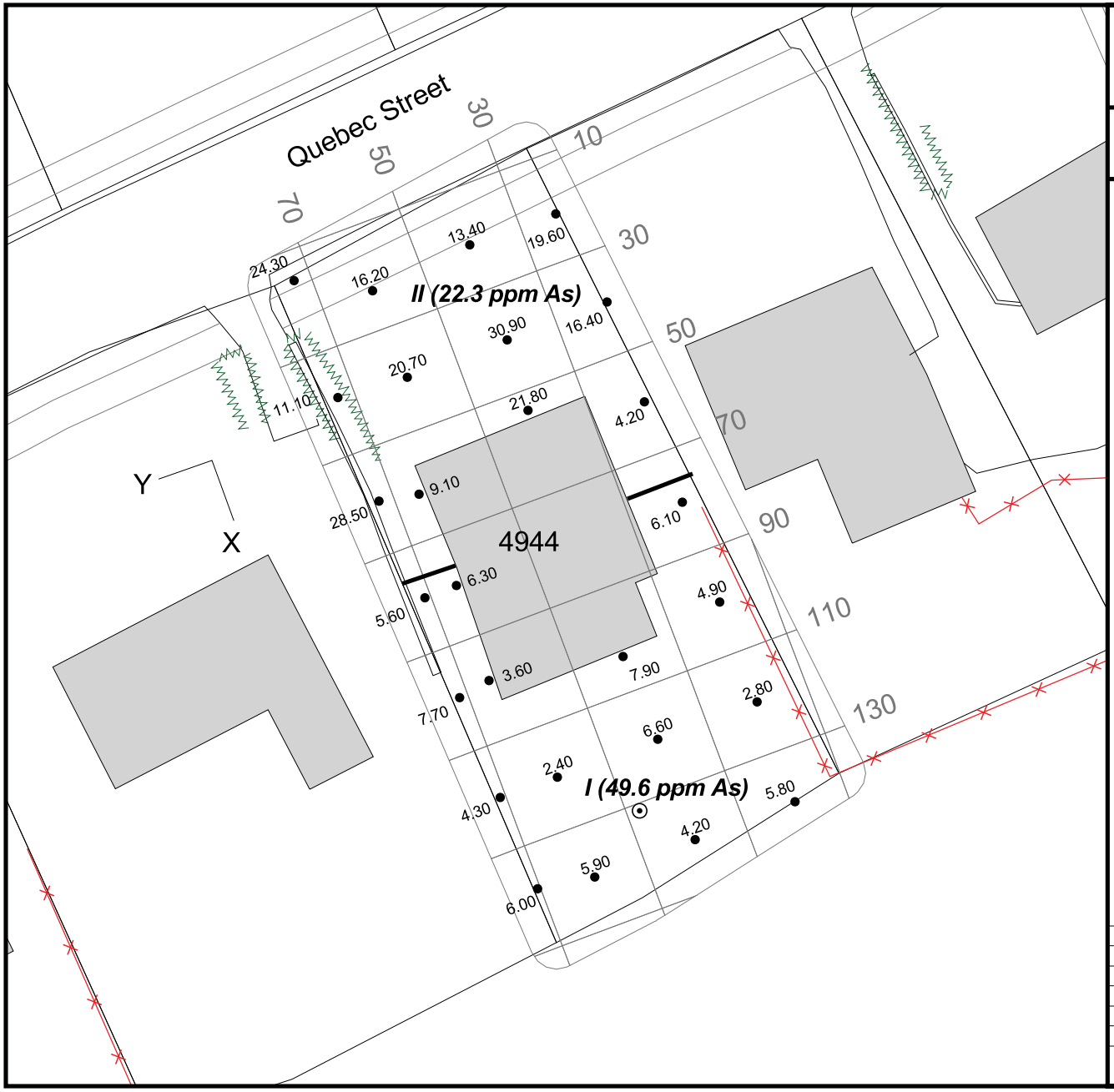

Final Grid Sampling Results
4944 Quebec St (CSA 11)

Spring Valley Operable Unit 5
Washington D.C.

Legend

- Boring
- Sample Points
- 20' Grid
- Retaining Wall
- Pool
- Free Standing Wall
- Fence
- Hedge
- Sidewalk
- Roads
- Driveway
- Buildings
- Parcels

Quadrant or Half Sampling Data Indicated by Roman Numerals and Parentheses

Half Sampled on 10/3/01
Grid Sampled on 1/28/02

30 0 30 Feet

1 inch = 30 feet

Scale:	1 : 360
Created By:	Parsons
File:	Y:\Projects\Fed\Usace\springva\springva.apr
Date:	10/16/2002
Figure Number:	
Page Number:	

PARSONS

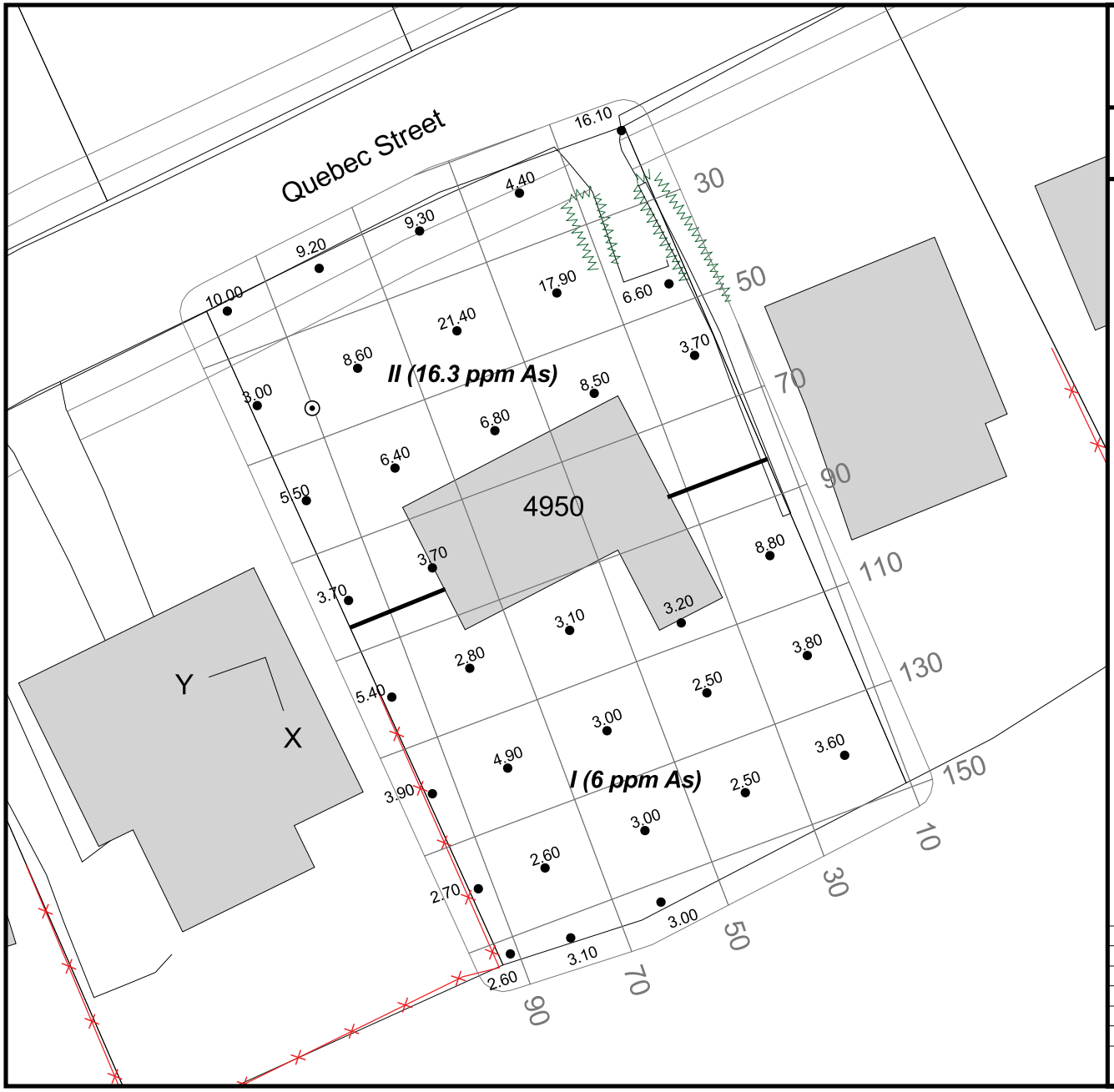

Final Grid Sampling Results
4950 Quebec St (CSA 11)

Spring Valley Operable Unit 5
Washington D.C.

Legend

- Boring
- Sample Points
- 20' Grid
- Retaining Wall
- Pool
- Free Standing Wall
- Fence
- Hedge
- Sidewalk
- Roads
- Driveway
- Buildings
- Parcels

Quadrant or Half Sampling Data Indicated by Roman Numerals and Parentheses

Half Sampled on 9/19/01
Grid Sampled on 12/19/01

30 0 30 Feet

1 inch = 30 feet

Scale:	1 : 360
Created By:	Parsons
File:	Y:\Projects\Fed\Usace\springva\springva.apr
Date:	10/16/2002
Figure Number:	
Page Number:	

PARSONS

Final Grid Sampling Results
4955 Glenbrook Rd (CSA 11)

Spring Valley Operable Unit 5
Washington D.C.

Legend

- Sample Points
- 20' Grid
- Retaining Wall
- Pool
- Free Standing Wall
- Fence
- Hedge
- Sidewalk
- Roads
- Driveway
- Buildings
- Parcels

Quadrant or Half Sampling Data Indicated by Roman Numerals and Parentheses

Half Sampled on 7/27/00
Grid Sampled on 11/2/01

30 0 30 Feet

1 inch = 30 feet

Scale:	1 : 360
Created By:	Parsons
File:	Y:\Projects\Fed\Usace\springva\springva.apr
Date:	10/16/2002
Figure Number:	
Page Number:	

PARSONS

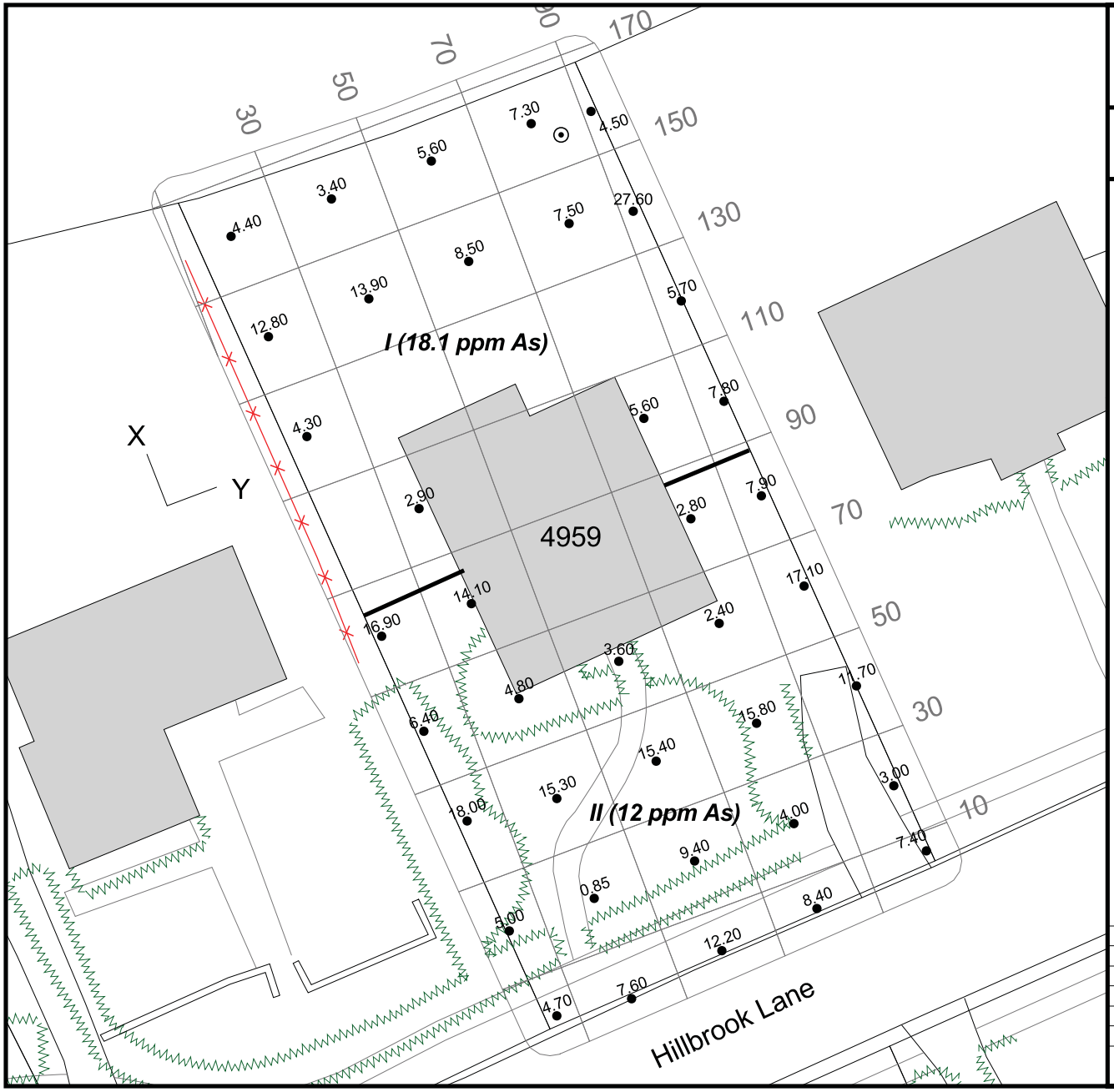

Final Grid Sampling Results
4959 Hillbrook Ln (CSA 11)

Spring Valley Operable Unit 5
Washington D.C.

Legend

- Boring
- Sample Points
- 20' Grid
- Retaining Wall
- Pool
- Free Standing Wall
- Fence
- Hedge
- Sidewalk
- Roads
- Driveway
- Buildings
- Parcels

Quadrant or Half Sampling Data Indicated by Roman Numerals and Parentheses

Quadrant Sampled on 7/27/01
Grid Sampled on 12/4/01

30 0 30 Feet

1 inch = 30 feet

Scale:	1 : 360
Created By:	Parsons
File:	Y:\Projects\Fed\Usace\springva\springva.apr
Date:	10/16/2002
Figure Number:	
Page Number:	

PARSONS

N W E S

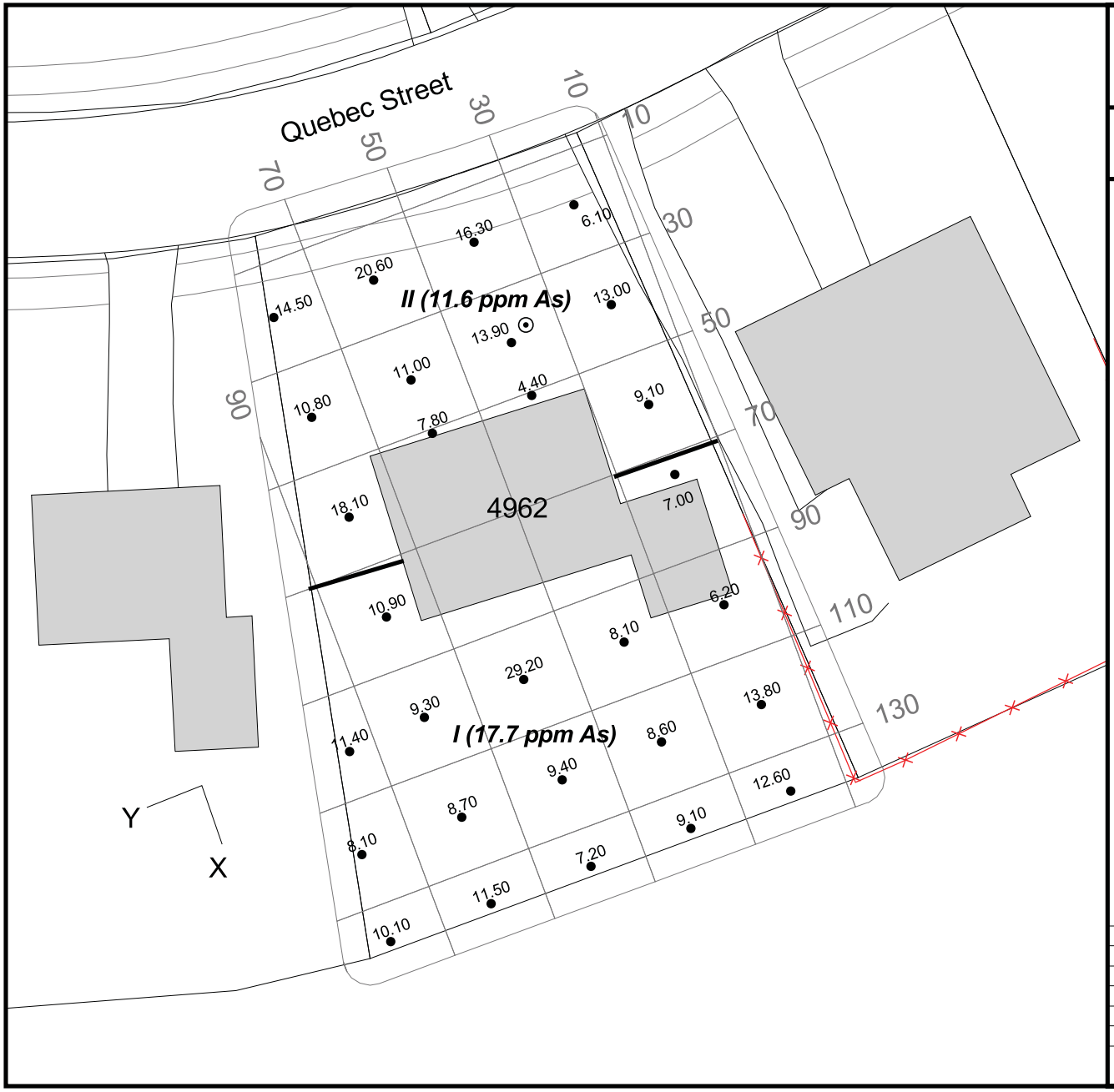

Final Grid Sampling Results
4962 Quebec St (CSA 6)

Spring Valley Operable Unit 5
Washington D.C.

Legend

- Boring
- Sample Points
- 20' Grid
- Retaining Wall
- Pool
- Free Standing Wall
- Fence
- Hedge
- Sidewalk
- Roads
- Driveway
- Buildings
- Parcels

Quadrant or Half Sampling Data Indicated by Roman Numerals and Parentheses

Half Sampled on 7/27/01
Grid Sampled on 12/13/01

30 0 30 Feet

1 inch = 30 feet

Scale:	1 : 360
Created By:	Parsons
File:	Y:\Projects\Fed\Usace\springva\springva.apr
Date:	10/16/2002
Figure Number:	
Page Number:	

PARSONS

Final Grid Sampling Results
5001 Loughboro Rd (CSA 12)

Spring Valley Operable Unit 5
Washington D.C.

Legend

- Boring
- Sample Points
- 20' Grid
- Retaining Wall
- Pool
- Free Standing Wall
- Fence
- Hedge
- Sidewalk
- Roads
- Driveway
- Buildings
- Parcels

Quadrant or Half Sampling Data Indicated by Roman Numerals and Parentheses

Half Sampled on 8/10/01
Grid Sampled on 12/27/01

30 0 30 Feet

1 inch = 30 feet

Scale:	1 : 360
Created By:	Parsons
File:	Y:\Projects\Fed\Usace\springva\springva.apr
Date:	10/16/2002
Figure Number:	
Page Number:	

PARSONS

N W E S

Final Grid Sampling Results
5001 Rockwood Pkwy (CSA 11)

Spring Valley Operable Unit 5
Washington D.C.

Legend

- Boring
- Sample Points
- 20' Grid
- Retaining Wall
- Pool
- Free Standing Wall
- Fence
- Hedge
- Sidewalk
- Roads
- Driveway
- Buildings
- Parcels

Quadrant or Half Sampling Data Indicated by Roman Numerals and Parentheses

Half Sampled on 6/11/01
Grid Sampled on 12/7/01

40 0 40 Feet

1 inch = 40 feet

Scale:	1 : 480
Created By:	Parsons
File:	Y:\Projects\Fed\Usace\springva\springva.apr
Date:	10/16/2002
Figure Number:	
Page Number:	

PARSONS

Final Grid Sampling Results
5001 Van Ness St (CTA 1A)

Spring Valley Operable Unit 5
Washington D.C.

Legend

- Boring
- Sample Points
- 20' Grid
- Retaining Wall
- Pool
- Free Standing Wall
- Fence
- Hedge
- Sidewalk
- Roads
- Driveway
- Buildings
- Parcels

Quadrant or Half Sampling Data Indicated by Roman Numerals and Parentheses

Quadrant Sampled on 7/3/01
Grid Sampled on 10/16/01

30 0 30 Feet

1 inch = 30 feet

Scale:	1 : 360
Created By:	Parsons
File:	Y:\Projects\Fed\Usace\springva\springva.apr
Date:	10/16/2002
Figure Number:	
Page Number:	

PARSONS

Final Grid Sampling Results
5011 Sedgwick St (CTA 1C)

Spring Valley Operable Unit 5
Washington D.C.

Legend

- Boring
- Sample Points
- 20' Grid
- Retaining Wall
- Pool
- Free Standing Wall
- Fence
- Hedge
- Sidewalk
- Roads
- Driveway
- Buildings
- Parcels

Quadrant or Half Sampling Data Indicated by Roman Numerals and Parentheses

Quadrant Sampled on 6/21/01
Grid Sampled on 9/12/01

30 0 30 Feet

1 inch = 30 feet

Scale:	1 : 360
Created By:	Parsons
File:	Y:\Projects\Fed\Usace\springva\springva.apr
Date:	10/16/2002
Figure Number:	
Page Number:	

PARSONS

N W E S

Final Grid Sampling Results
5017 Loughboro Rd (CSA 12)

Spring Valley Operable Unit 5
Washington D.C.

Legend

- Boring
- Sample Points
- 20' Grid
- Retaining Wall
- Pool
- Free Standing Wall
- Fence
- Hedge
- Sidewalk
- Roads
- Driveway
- Buildings
- Parcels

Quadrant or Half Sampling Data Indicated by Roman Numerals and Parentheses

Half Sampled on 9/20/01
Grid Sampled on 12/19/01

40 0 40 Feet

1 inch = 40 feet

Scale:	1 : 480
Created By:	Parsons
File:	Y:\Projects\Fed\Usace\springva\springva.apr
Date:	10/16/2002
Figure Number:	
Page Number:	

PARSONS

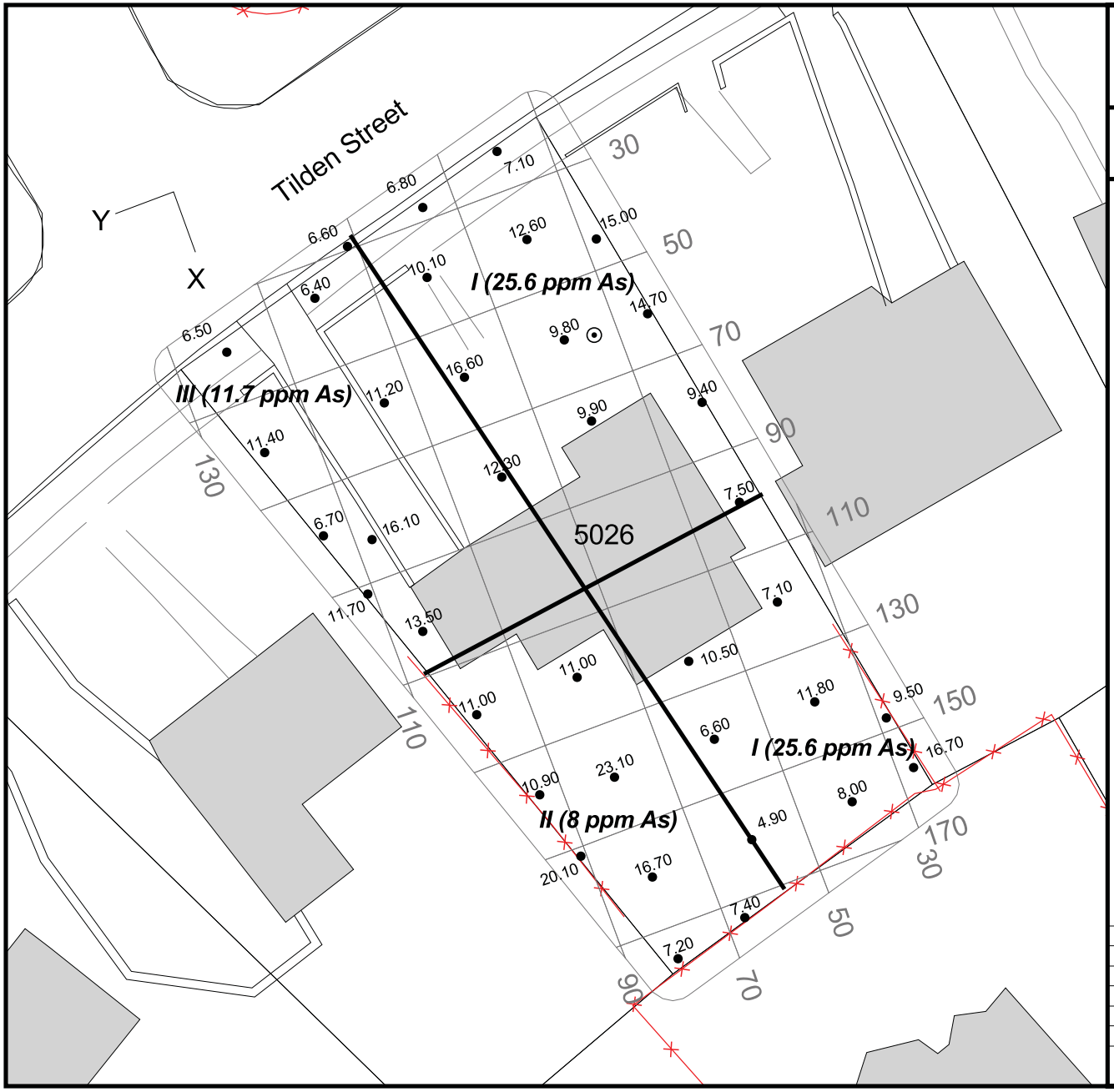

Final Grid Sampling Results
5026 Tilden St (CTA 1C)

Spring Valley Operable Unit 5
Washington D.C.

Legend

- Boring
- Sample Points
- 20' Grid
- Retaining Wall
- Pool
- Free Standing Wall
- Fence
- Hedge
- Sidewalk
- Roads
- Driveway
- Buildings
- Parcels

Quadrant or Half Sampling Data Indicated by Roman Numerals and Parentheses

Quadrant Sampled on 8/28/01
Grid Sampled on 1/10/02

30 0 30 Feet

1 inch = 30 feet

Scale:	1 : 360
Created By:	Parsons
File:	Y:\Projects\Fed\Usace\springva\springva.apr
Date:	10/16/2002
Figure Number:	
Page Number:	

PARSONS

Final Grid Sampling Results
5030 Van Ness St (CTA 1C)

Spring Valley Operable Unit 5
Washington D.C.

Legend

- Boring
- Sample Points
- 20' Grid
- Retaining Wall
- Pool
- Free Standing Wall
- Fence
- Hedge
- Sidewalk
- Roads
- Driveway
- Buildings
- Parcels

Quadrant or Half Sampling Data Indicated by Roman Numerals and Parentheses

Quadrant Sampled on 7/31/01
Grid Sampled on 12/11/01

30 0 30 Feet

1 inch = 30 feet

Scale:	1 : 360
Created By:	Parsons
File:	Y:\Projects\Fed\Usace\springva\springva.apr
Date:	10/16/2002
Figure Number:	
Page Number:	

PARSONS

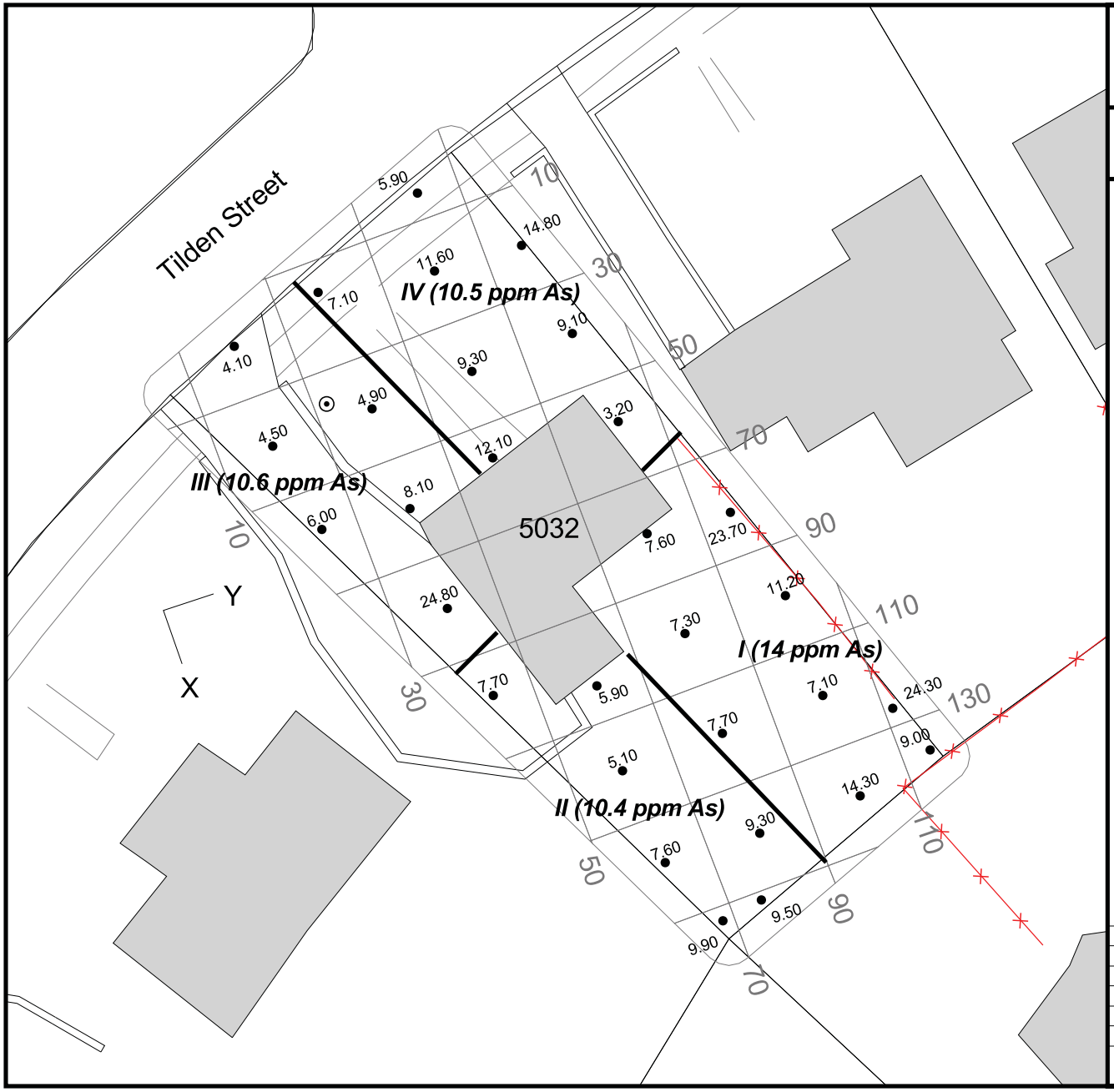

Final Grid Sampling Results
5032 Tilden St (CTA 1C)

Spring Valley Operable Unit 5
Washington D.C.

Legend

- Boring
- Sample Points
- 20' Grid
- Retaining Wall
- Pool
- Free Standing Wall
- Fence
- Hedge
- Sidewalk
- Roads
- Driveway
- Buildings
- Parcels

Quadrant or Half Sampling Data Indicated by Roman Numerals and Parentheses

Quadrant Sampled on 7/31/01
Grid Sampled on 11/28/01

30 0 30 Feet

1 inch = 30 feet

Scale:	1 : 360
Created By:	Parsons
File:	Y:\Projects\Fed\Usace\springva\springva.apr
Date:	10/16/2002
Figure Number:	
Page Number:	

PARSONS

Final Grid Sampling Results
5035 Rockwood Pkwy (CTA 1C)

Spring Valley Operable Unit 5
Washington D.C.

Legend

- Boring
- Sample Points
- 20' Grid
- Retaining Wall
- Pool
- Free Standing Wall
- Fence
- Hedge
- Sidewalk
- Roads
- Driveway
- Buildings
- Parcels

Quadrant or Half Sampling Data Indicated by Roman Numerals and Parentheses

Quadrant Sampled on 6/26/01
Grid Sampled on 9/27/01

30 0 30 Feet

1 inch = 30 feet

Scale:	1 : 360
Created By:	Parsons
File:	Y:\Projects\Fed\Usace\springva\springva.apr
Date:	10/16/2002
Figure Number:	
Page Number:	

PARSONS

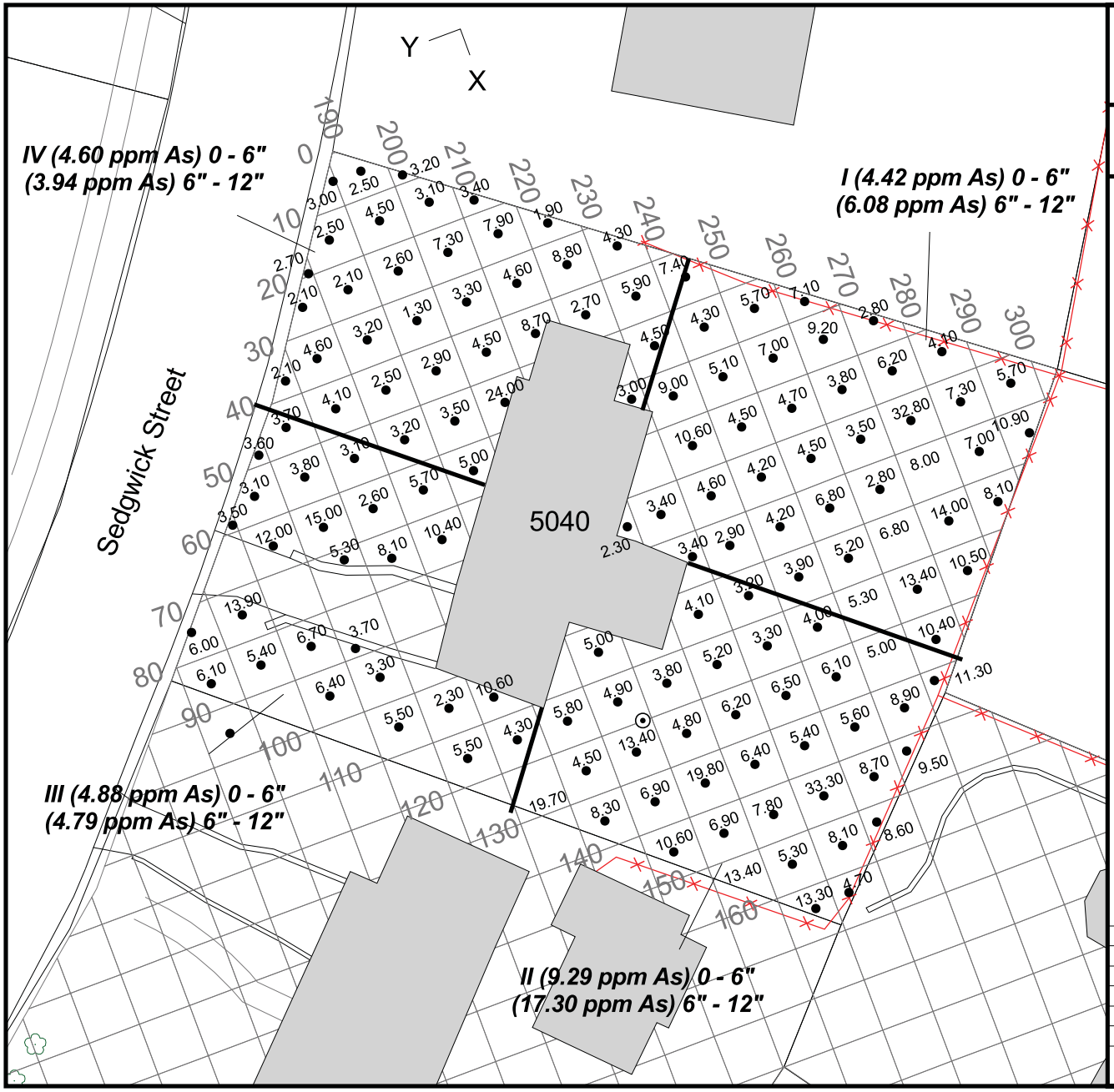

Final Grid Sampling Results
5040 Sedgwick St (CTA 1C)

Spring Valley Operable Unit 5
Washington D.C.

Legend

- Sample Points
- Boring Location
- Buildings
- 10' Grid
- Retaining Wall
- Pool
- Free Standing Wall
- Fence
- Hedge
- Sidewalk
- Roads
- Driveway
- Parcels

Quadrant or Half Sampling Data Indicated by Roman Numerals and Parentheses

Quadrant Sampled on 4/4/01
Grid Sampled on 6/29/01

30 0 30 Feet

1 inch = 30 feet

Scale:	1 : 360
Created By:	Parsons
File:	Y:\Projects\Fed\Usace\springva\springva.apr
Date:	10/16/2002
Figure Number:	
Page Number:	

PARSONS

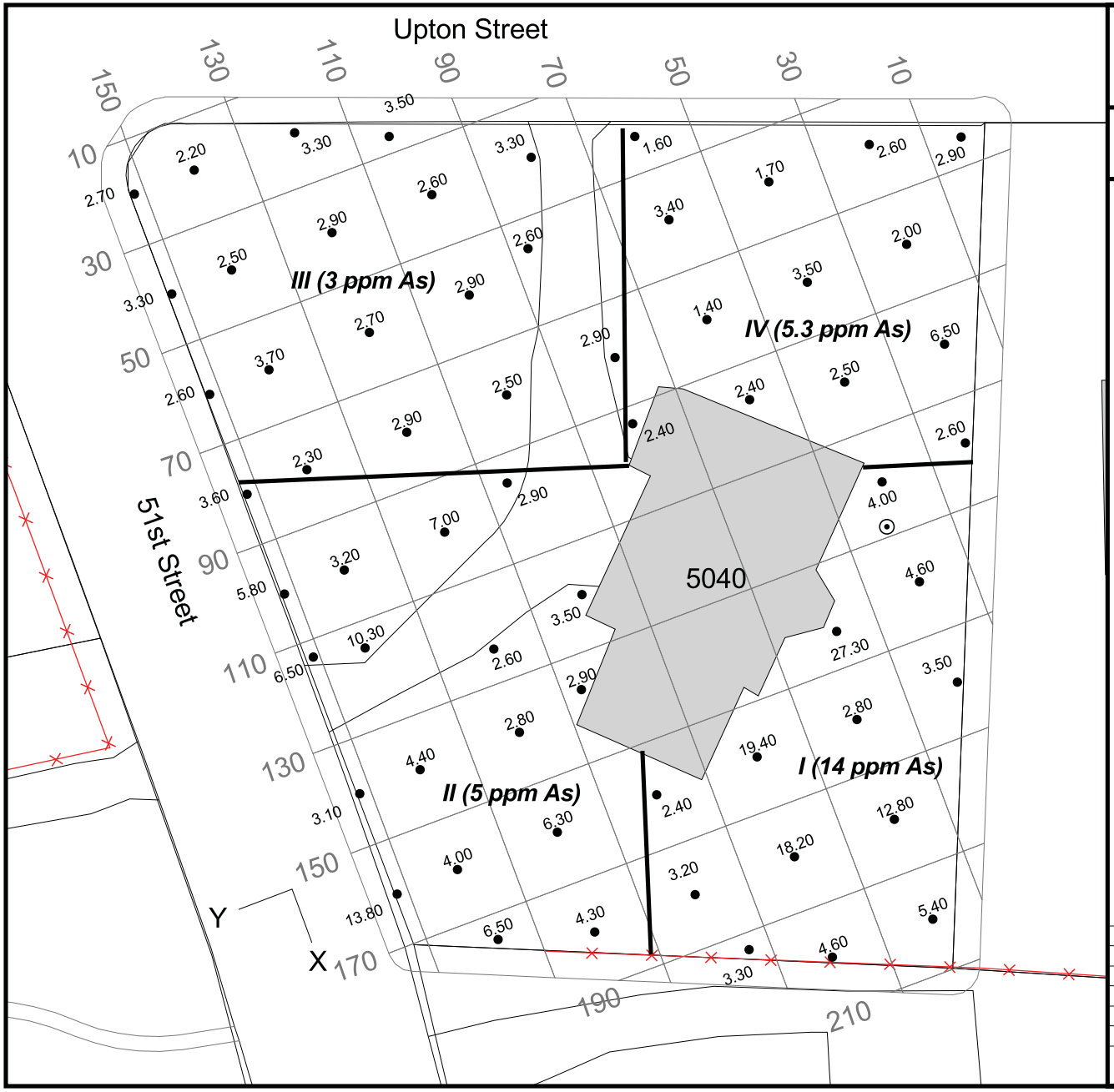

Final Grid Sampling Results
5040 Upton St (CTA 1C)

Spring Valley Operable Unit 5
Washington D.C.

Legend

- Boring
- Sample Points
- 20' Grid
- Retaining Wall
- Pool
- Free Standing Wall
- Fence
- Hedge
- Sidewalk
- Roads
- Driveway
- Buildings
- Parcels

Quadrant or Half Sampling Data Indicated by Roman Numerals and Parentheses

Quadrant Sampled on 6/19/01
Grid Sampled on 11/26/01

30 0 30 Feet

1 inch = 30 feet

Scale:	1 : 360
Created By:	Parsons
File:	Y:\Projects\Fed\Usace\springva\springva.apr
Date:	10/16/2002
Figure Number:	
Page Number:	

PARSONS

Final Grid Sampling Results
5041 Loughboro Rd (CSA 12)

Spring Valley Operable Unit 5
Washington D.C.

Legend

- Boring
- Sample Points
- 20' Grid
- Retaining Wall
- Pool
- Free Standing Wall
- Fence
- Hedge
- Sidewalk
- Roads
- Driveway
- Buildings
- Parcels

Quadrant or Half Sampling Data Indicated by Roman Numerals and Parentheses

Half Sampled on 10/4/01
Grid Sampled on 11/27/01

30 0 30 Feet

1 inch = 30 feet

Scale:	1 : 360
Created By:	Parsons
File:	Y:\Projects\Fed\Usace\springva\springva.apr
Date:	10/16/2002
Figure Number:	
Page Number:	

PARSONS

Final Grid Sampling Results
5041 Upton St (CTA 1C)

Spring Valley Operable Unit 5
Washington D.C.

Legend

- Boring
- Sample Points
- 20' Grid
- Retaining Wall
- Pool
- Free Standing Wall
- Fence
- Hedge
- Sidewalk
- Roads
- Driveway
- Buildings
- Parcels

Quadrant or Half Sampling Data Indicated by Roman Numerals and Parentheses

Quadrant Sampled on 6/21/01
Grid Sampled on 12/3/01

30 0 30 Feet

1 inch = 30 feet

Scale:	1 : 360
Created By:	Parsons
File:	Y:\Projects\Fed\Usace\springva\springva.apr
Date:	10/16/2002
Figure Number:	
Page Number:	

PARSONS

Final Grid Sampling Results
5044 Van Ness St (CTA 1C)

Spring Valley Operable Unit 5
Washington D.C.

Legend

- Boring
- Sample Points
- 20' Grid
- Retaining Wall
- Pool
- Free Standing Wall
- Fence
- Hedge
- Sidewalk
- Roads
- Driveway
- Buildings
- Parcels

Quadrant or Half Sampling Data Indicated by Roman Numerals and Parentheses

Quadrant Sampled on 7/5/01
Grid Sampled on 11/30/01

30 0 30 Feet

1 inch = 30 feet

Scale:	1 : 360
Created By:	Parsons
File:	Y:\Projects\Fed\Usace\springva\springva.apr
Date:	10/16/2002
Figure Number:	
Page Number:	

PARSONS

Final Grid Sampling Results
5046 Sedgwick Rd (CTA 1C)

Spring Valley Operable Unit 5
Washington D.C.

Legend

- Sample Points
- Boring Location
- Buildings
- 10' Grid
- Retaining Wall
- Pool
- Free Standing Wall
- Fence
- Hedge
- Sidewalk
- Roads
- Driveway
- Parcels

Quadrant or Half Sampling Data Indicated by Roman Numerals and Parentheses

Quadrant Sampled on 4/3/01
Grid Sampled on 6/29/01

30 0 30 Feet

1 inch = 30 feet

Scale:	1 : 360
Created By:	Parsons
File:	Y:\Projects\Fed\Usace\springva\springva.apr
Date:	10/16/2002
Figure Number:	
Page Number:	

PARSONS

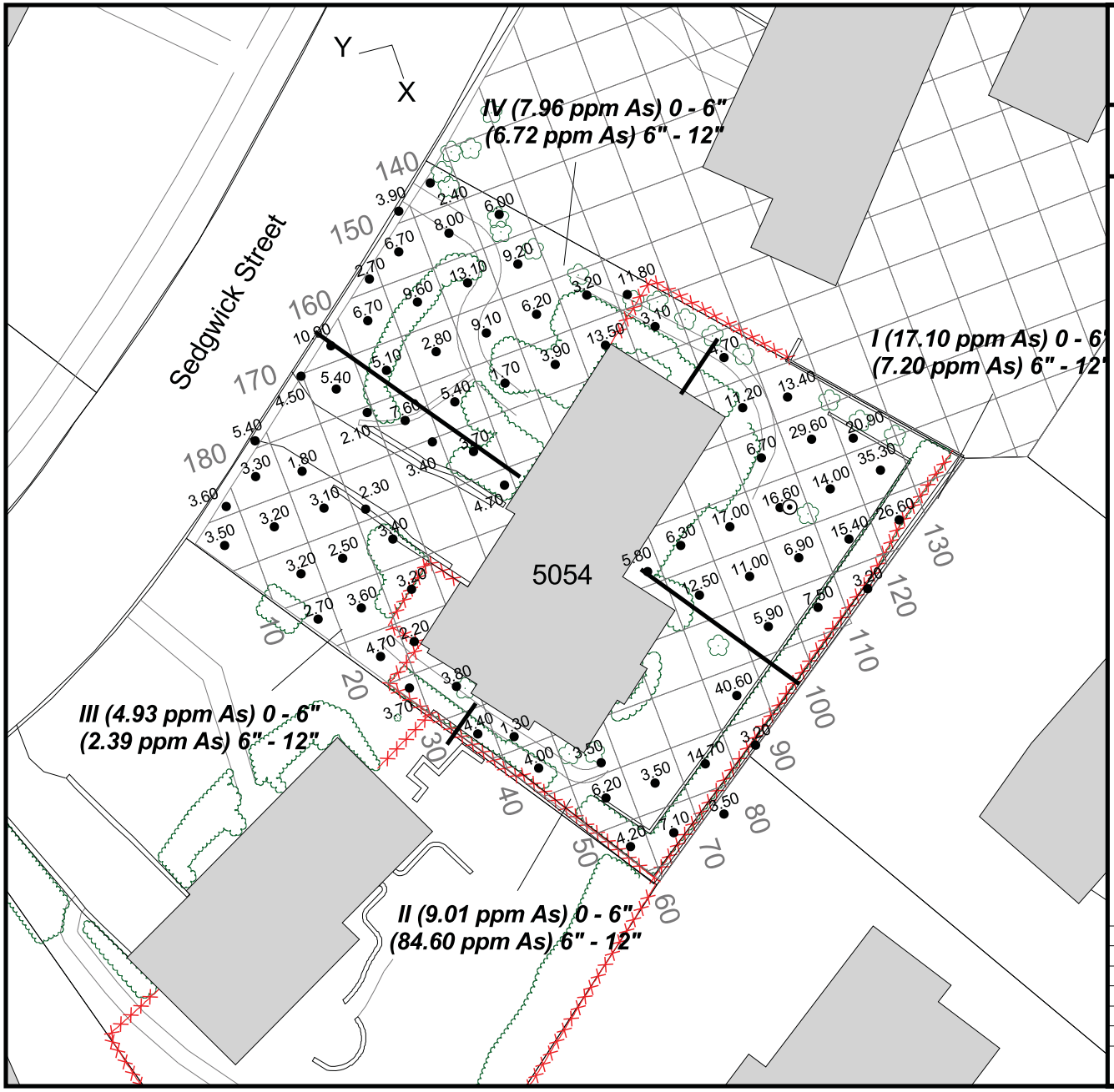

Final Grid Sampling Results
5054 Sedgwick St (CTA 1C)

Spring Valley Operable Unit 5
Washington D.C.

Legend

- Grid Samples
- 20' Grid
- Retaining Wall
- Pool
- Free Standing Wall
- Fence
- Hedge
- Sidewalk
- Roads
- Driveway
- Buildings
- Parcels

Quadrant or Half Sampling Data Indicated by Roman Numerals and Parentheses

Quadrant Sampled on 4/3/01
Grid Sampled on 6/29/01

30 0 30 Feet

1 inch = 30 feet

Scale:	1 : 360
Created By:	Parsons
File:	Y:\Projects\Fed\Usace\springva\springva.apr
Date:	10/16/2002
Figure Number:	
Page Number:	

PARSONS

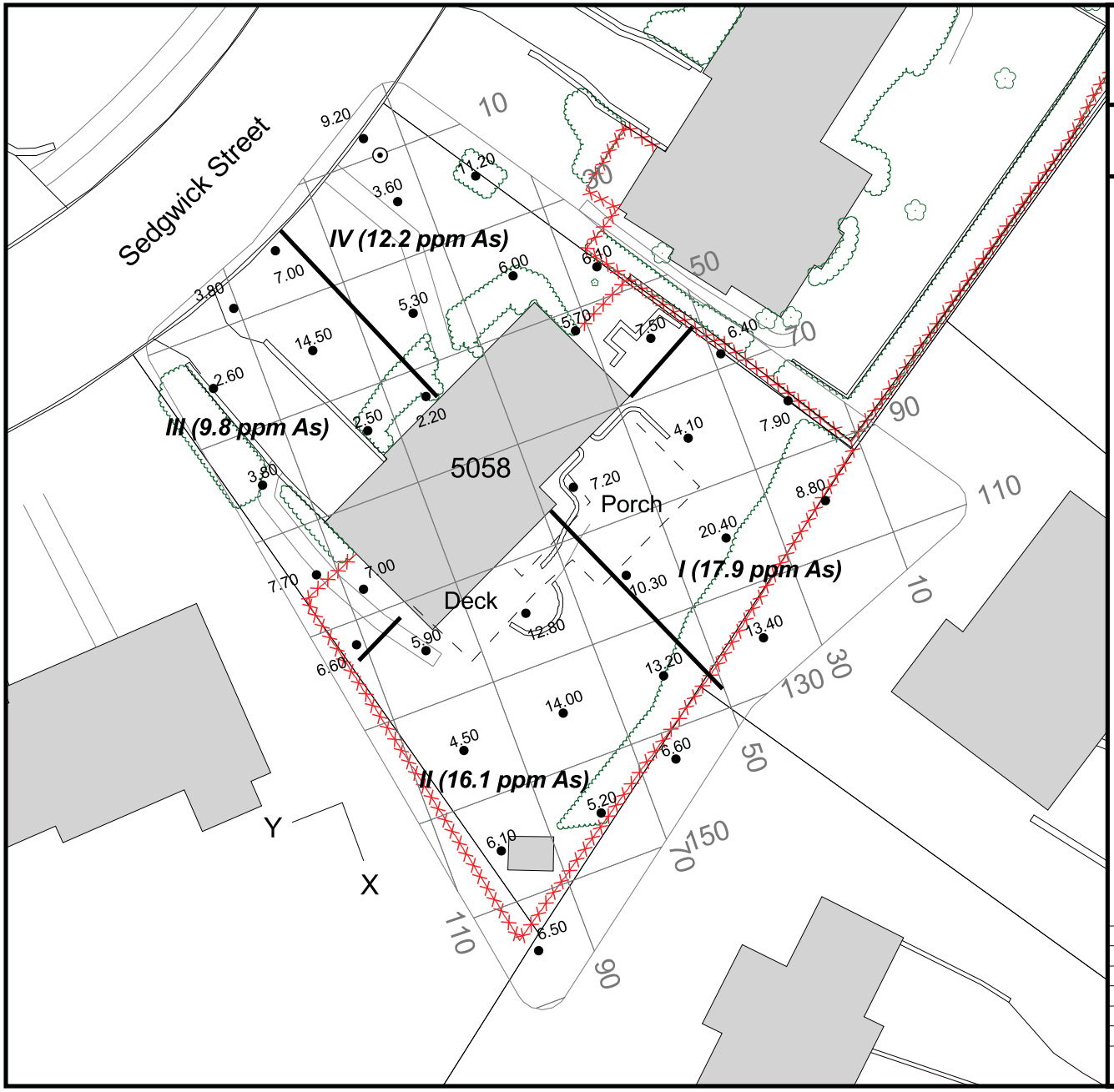

Final Grid Sampling Results
5058 Sedgwick St (CTA 1C)

Spring Valley Operable Unit 5
Washington D.C.

Legend

- Boring
- Sample Points
- 20' Grid
- Retaining Wall
- Pool
- Free Standing Wall
- Fence
- Hedge
- Sidewalk
- Roads
- Driveway
- Buildings
- Parcels

Quadrant or Half Sampling Data Indicated by Roman Numerals and Parentheses

Quadrant Sampled on 7/2/01
Grid Sampled on 11/29/01

30 0 30 Feet

1 inch = 30 feet

Scale:	1 : 360
Created By:	Parsons
File:	Y:\Projects\Fed\Usace\springva\springva.apr
Date:	10/16/2002
Figure Number:	
Page Number:	

PARSONS

N W E S

Final Grid Sampling Results
5060 Overlook Rd (CSA 12)

Spring Valley Operable Unit 5
Washington D.C.

Legend

- Boring
- Sample Points
- 20' Grid
- Retaining Wall
- Pool
- Free Standing Wall
- Fence
- Hedge
- Sidewalk
- Roads
- Driveway
- Buildings
- Parcels

Quadrant or Half Sampling Data Indicated by Roman Numerals and Parentheses

Half Sampled on 8/3/01
Grid Sampled on 1/2/02

30 0 30 Feet

1 inch = 30 feet

Scale:	1 : 360
Created By:	Parsons
File:	Y:\Projects\Fed\Usace\springva\springva.apr
Date:	10/16/2002
Figure Number:	
Page Number:	

PARSONS

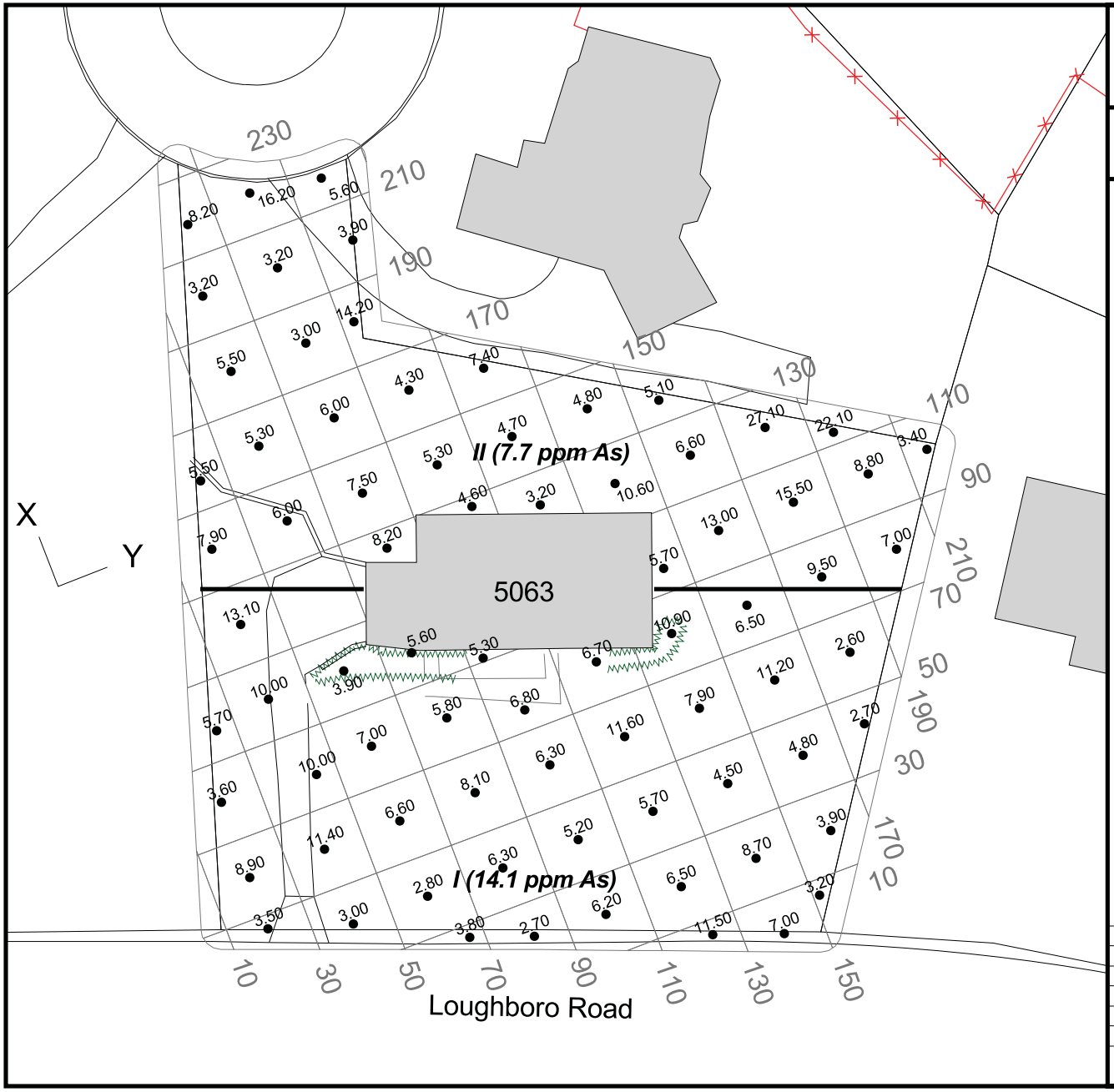

Final Grid Sampling Results
5063 Loughboro Rd (CSA 12)

Spring Valley Operable Unit 5
Washington D.C.

Legend

- Sample Points
- Buildings
- 20' Grid
- Retaining Wall
- Free Standing Wall
- Fence
- Hedge
- Sidewalk
- Roads
- Driveway
- Parcels

Quadrant or Half Sampling Data Indicated by Roman Numerals and Parentheses

Half Sampled on 3/28/02
Grid Sampled on 12/19/02

40 0 40 Feet

1 inch = 40 feet

Scale:	1 : 480
Created By:	Parsons
File:	Y:\Projects\Fed\Usace\springva\springva.apr
Date:	10/16/2002
Figure Number:	
Page Number:	

PARSONS

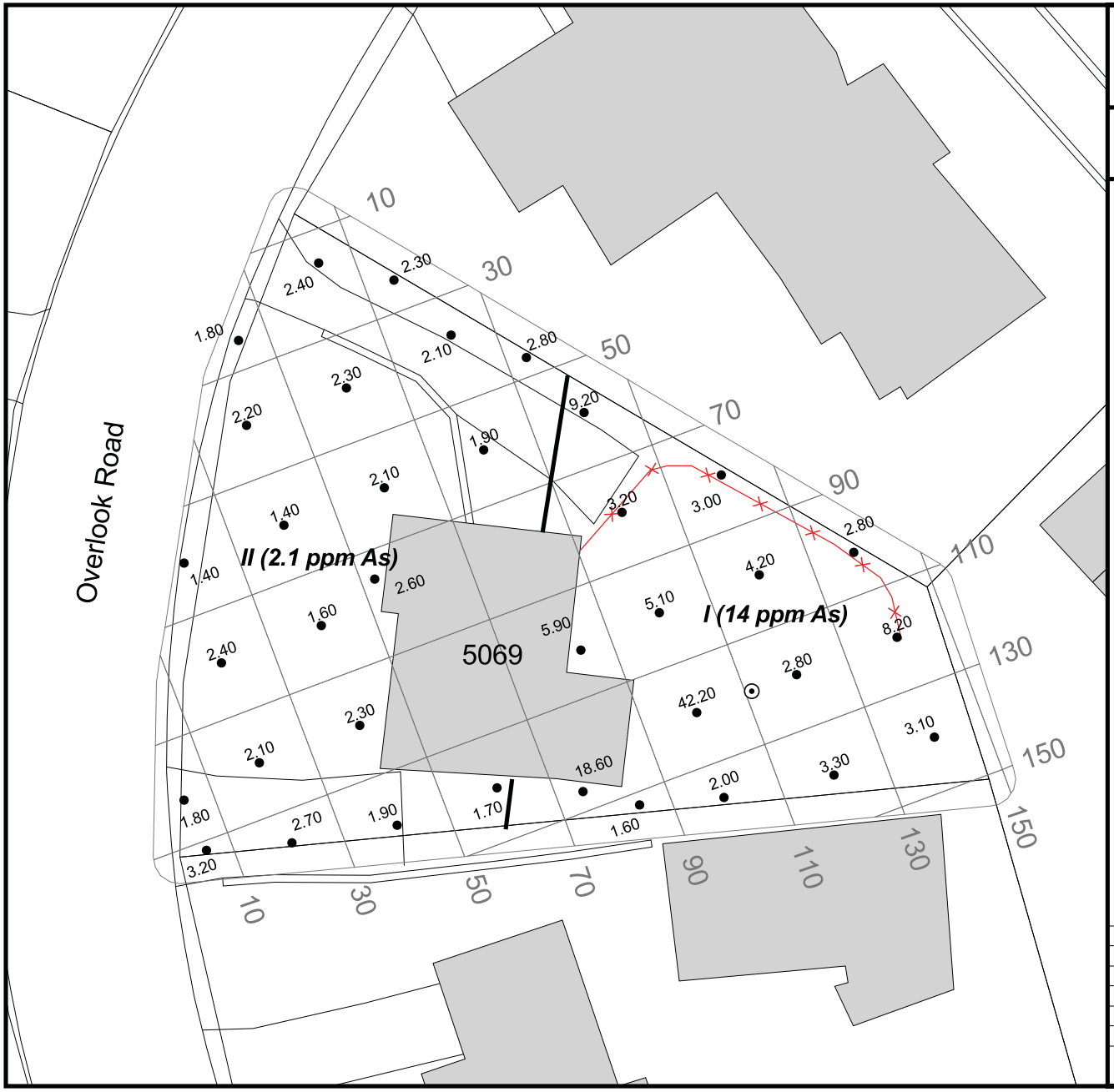

Final Grid Sampling Results
5069 Overlook Rd (CSA 12)

Spring Valley Operable Unit 5
Washington D.C.

Legend

- Boring
- Sample Points
- 20' Grid
- Retaining Wall
- Pool
- Free Standing Wall
- Fence
- Hedge
- Sidewalk
- Roads
- Driveway
- Buildings
- Parcels

Quadrant or Half Sampling Data Indicated by Roman Numerals and Parentheses

Half Sampled on 7/6/01
Grid Sampled on 11/13/01

30 0 30 Feet

1 inch = 30 feet

Scale:	1 : 360
Created By:	Parsons
File:	Y:\Projects\Fed\Usace\springva\springva.apr
Date:	10/16/2002
Figure Number:	
Page Number:	

PARSONS

Final Grid Sampling Results
5100 Upton St (CTA 1B)

Spring Valley Operable Unit 5
Washington D.C.

Legend

- Boring
- Sample Points
- 20' Grid
- Retaining Wall
- Pool
- Free Standing Wall
- Fence
- Hedge
- Sidewalk
- Roads
- Driveway
- Buildings
- Parcels

Quadrant or Half Sampling Data Indicated by Roman Numerals and Parentheses

Quadrant Sampled on 6/15/01
Grid Sampled on 11/13/01

30 0 30 Feet

1 inch = 30 feet

Scale:	1 : 360
Created By:	Parsons
File:	Y:\Projects\Fed\Usace\springva\springva.apr
Date:	10/16/2002
Figure Number:	
Page Number:	

PARSONS

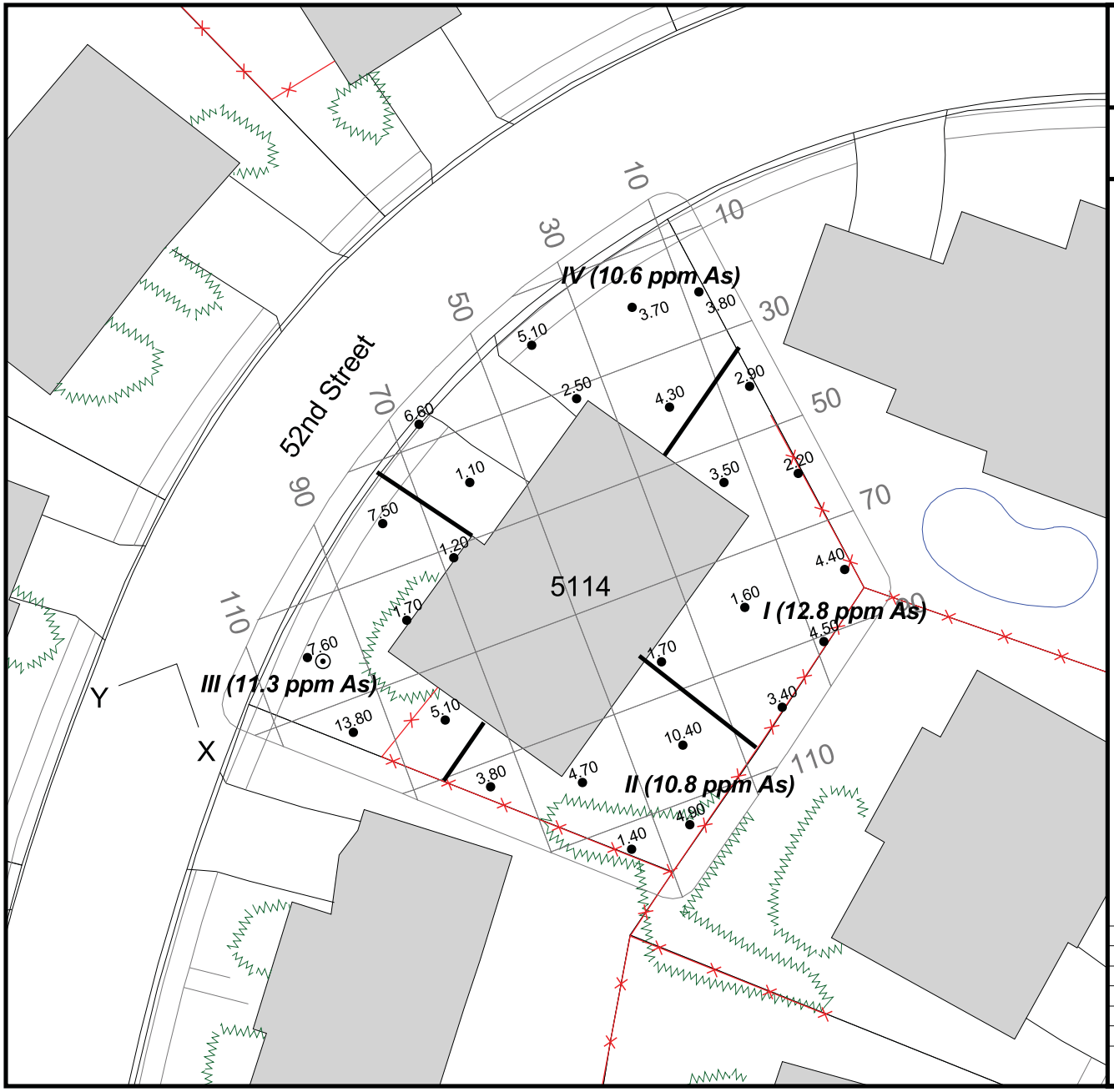

Final Grid Sampling Results
5114 52nd St (CTA 1A)

Spring Valley Operable Unit 5
Washington D.C.

Legend

- Boring
- Sample Points
- 20' Grid
- Retaining Wall
- Pool
- Free Standing Wall
- Fence
- Hedge
- Sidewalk
- Roads
- Driveway
- Buildings
- Parcels

Quadrant or Half Sampling Data Indicated by Roman Numerals and Parentheses

Quadrant Sampled on 7/11/01
Grid Sampled on 12/11/01

30 0 30 Feet

1 inch = 30 feet

Scale:	1 : 360
Created By:	Parsons
File:	Y:\Projects\Fed\Usace\springva\springva.apr
Date:	10/16/2002
Figure Number:	
Page Number:	

PARSONS

Final Grid Sampling Results
5120 Rockwood Pkwy (CTA 1B)

Spring Valley Operable Unit 5
Washington D.C.

Legend

- Boring
- Sample Points
- 20' Grid
- Retaining Wall
- Pool
- Free Standing Wall
- Fence
- Hedge
- Sidewalk
- Roads
- Driveway
- Buildings
- Parcels

Quadrant or Half Sampling Data Indicated by Roman Numerals and Parentheses

Quadrant Sampled on 12/4/01
Grid Sampled on 2/27/02

30 0 30 Feet

1 inch = 30 feet

Scale:	1 : 360
Created By:	Parsons
File:	Y:\Projects\Fed\Usace\springva\springva.apr
Date:	10/16/2002
Figure Number:	
Page Number:	

PARSONS

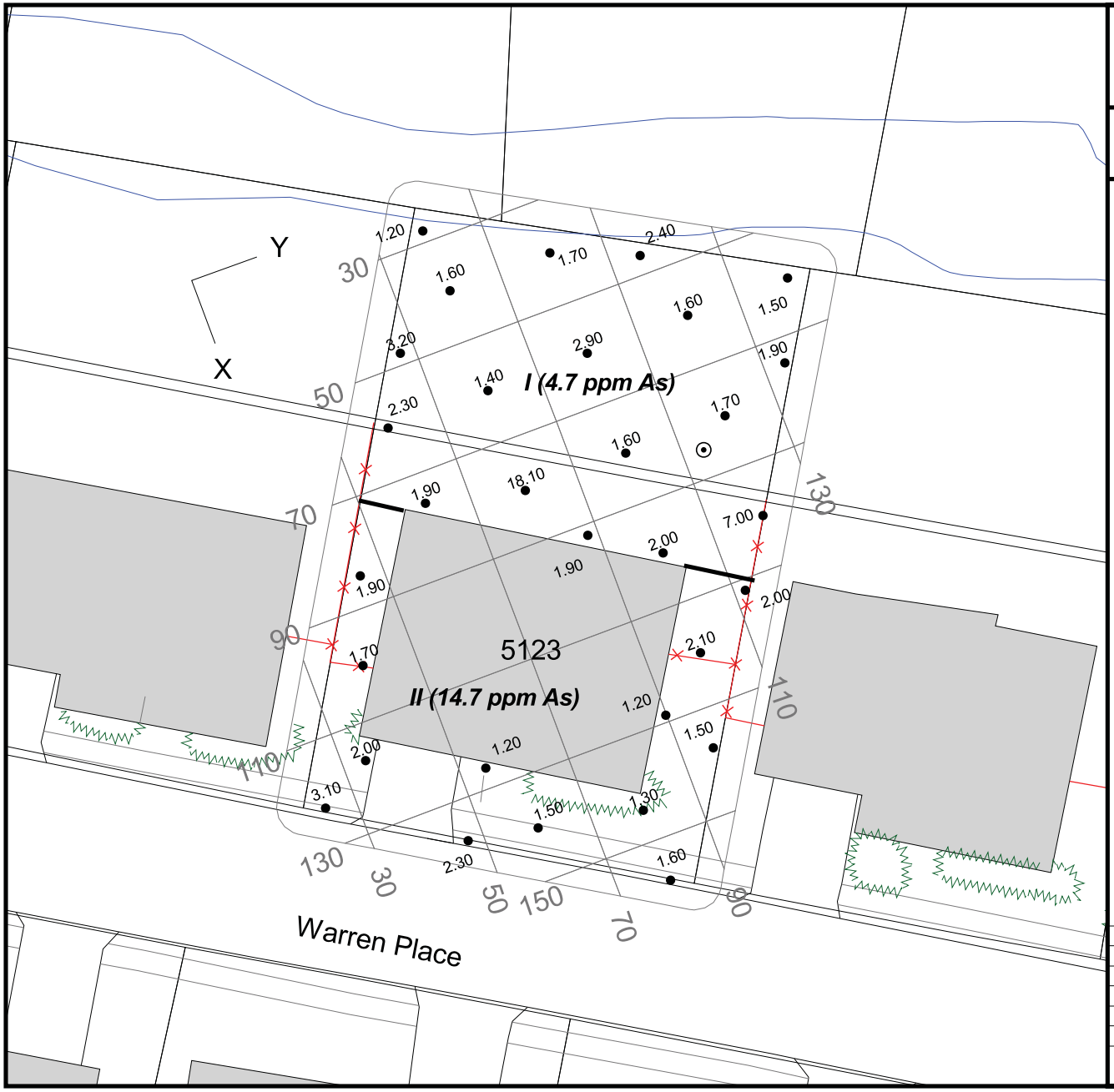

Final Grid Sampling Results
5123 Warren Pl (CSA 2)

Spring Valley Operable Unit 5
Washington D.C.

Legend

- Boring
- Sample Points
- 20' Grid
- Retaining Wall
- Stream
- Pool
- Free Standing Wall
- Fence
- Hedge
- Sidewalk
- Roads
- Driveway
- Buildings
- Parcels

Quadrant or Half Sampling Data Indicated by Roman Numerals and Parentheses

Half Sampled on 10/22/01
Grid Sampled on 2/21/02

30 0 30 Feet

1 inch = 30 feet

Scale:	1 : 360
Created By:	Parsons
File:	Y:\Projects\Fed\Usace\springva\springva.apr
Date:	10/16/2002
Figure Number:	
Page Number:	

PARSONS

N W E S

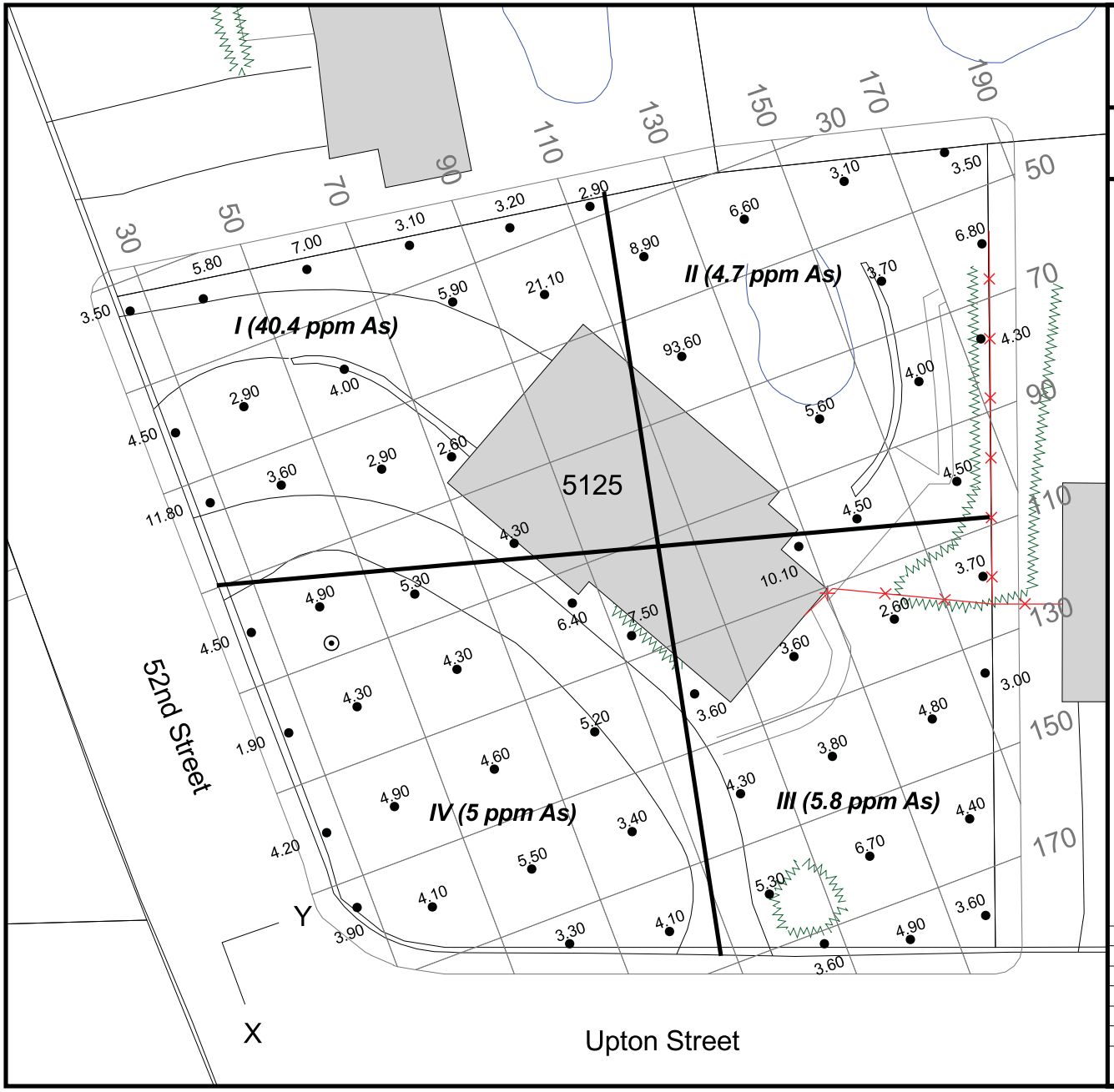

Final Grid Sampling Results
5125 Upton St (CTA 1C)

Spring Valley Operable Unit 5
Washington D.C.

Legend

- Boring
- Sample Points
- 20' Grid
- Retaining Wall
- Pool
- Free Standing Wall
- Fence
- Hedge
- Sidewalk
- Roads
- Driveway
- Buildings
- Parcels

Quadrant or Half Sampling Data Indicated by Roman Numerals and Parentheses

Quadrant Sampled on 7/3/01
Grid Sampled on 1/9/02

30 0 30 Feet

1 inch = 30 feet

Scale:	1 : 360
Created By:	Parsons
File:	Y:\Projects\Fed\Usace\springva\springva.apr
Date:	10/16/2002
Figure Number:	
Page Number:	

PARSONS

Final Grid Sampling Results
5131 Yuma St (CSA 2)

Spring Valley Operable Unit 5
Washington D.C.

Legend

- Boring
- Sample Points
- 20' Grid
- Retaining Wall
- Pool
- Free Standing Wall
- Fence
- Hedge
- Sidewalk
- Roads
- Driveway
- Buildings
- Parcels

Quadrant or Half Sampling Data Indicated by Roman Numerals and Parentheses

Half Sampled on 8/31/01
Grid Sampled on 12/20/01

40 0 40 Feet

1 inch = 40 feet

Scale:	1 : 480
Created By:	Parsons
File:	Y:\Projects\Fed\Usace\springva\springva.apr
Date:	10/16/2002
Figure Number:	
Page Number:	

PARSONS

N W E S

Final Grid Sampling Results
5141 Yuma St (CSA 2)

Spring Valley Operable Unit 5
Washington D.C.

Legend

- Boring
- Sample Points
- 20' Grid
- Retaining Wall
- Water
- Free Standing Wall
- Fence
- Hedge
- Sidewalk
- Roads
- Driveway
- Buildings
- Parcels

Quadrant or Half Sampling Data Indicated by Roman Numerals and Parentheses

Half Sampled on 10/25/01
Grid Sampled on 3/25/02

30 0 30 Feet

1 inch = 30 feet

Scale:	1 : 360
Created By:	Parsons
File:	Y:\Projects\Fed\Usace\springva\springva.apr
Date:	10/16/2002
Figure Number:	
Page Number:	

PARSONS

N W E S

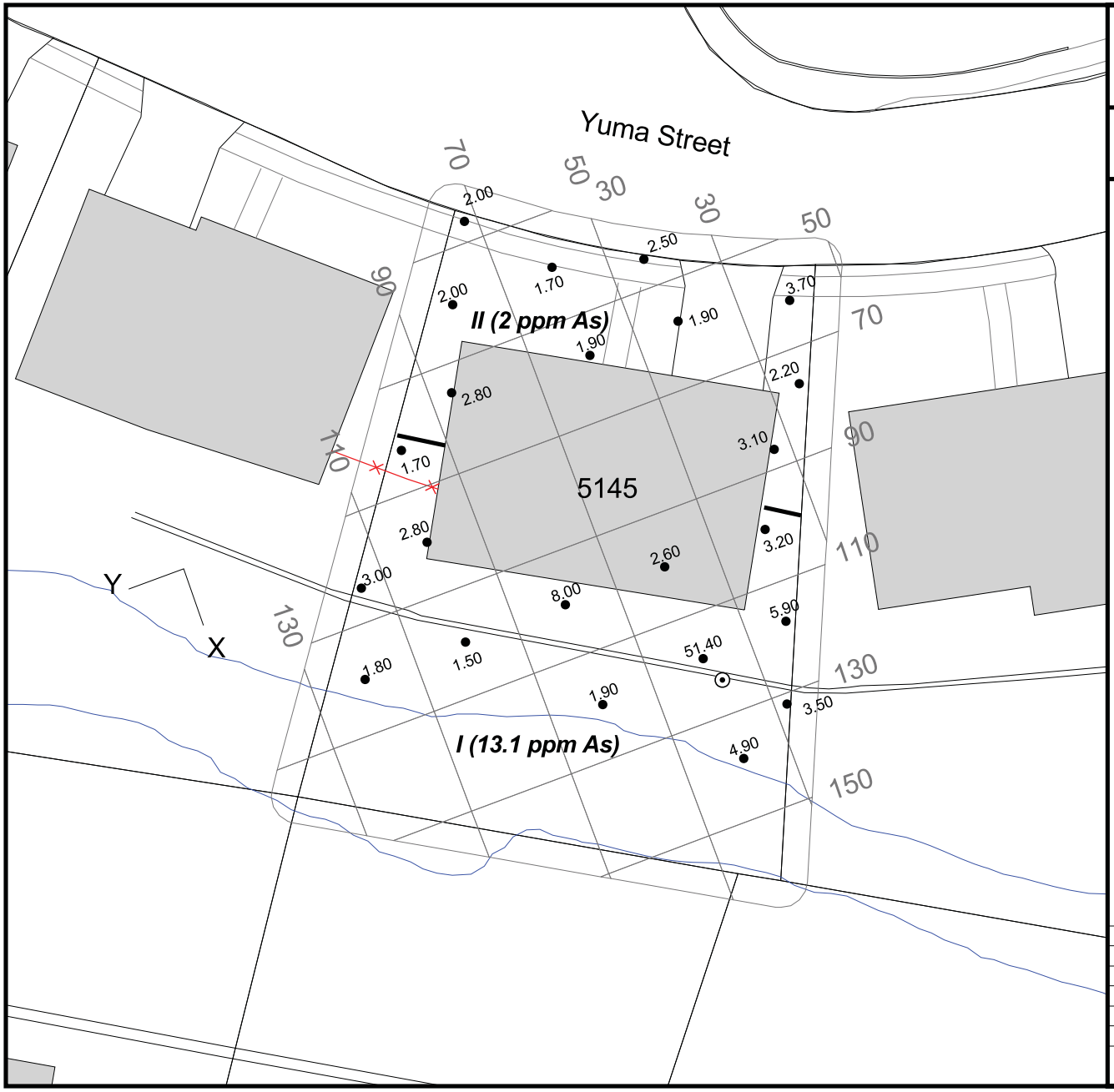

Final Grid Sampling Results
5145 Yuma St (CSA 2)

Spring Valley Operable Unit 5
Washington D.C.

Legend

- Boring
- Sample Points
- 20' Grid
- Retaining Wall
- Stream
- Free Standing Wall
- Fence
- Hedge
- Sidewalk
- Roads
- Driveway
- Buildings
- Parcels

Quadrant or Half Sampling Data Indicated by Roman Numerals and Parentheses

Half Sampled on 7/6/01
Grid Sampled on 1/29/02

30 0 30 Feet

1 inch = 30 feet

Scale:	1 : 360
Created By:	Parsons
File:	Y:\Projects\Fed\Usace\springva\springva.apr
Date:	10/16/2002
Figure Number:	
Page Number:	

PARSONS

N W E S

Final Grid Sampling Results
5147 Yuma St (CSA 2)

Spring Valley Operable Unit 5
Washington D.C.

Legend

- Boring
- Sample Points
- 20' Grid
- Retaining Wall
- Stream
- Pool
- Free Standing Wall
- Fence
- Hedge
- Sidewalk
- Roads
- Driveway
- Buildings
- Parcels

Quadrant or Half Sampling Data Indicated by Roman Numerals and Parentheses

Half Sampled on 10/25/01
Grid Sampled on 2/22/02

30 0 30 Feet

1 inch = 30 feet

Scale:	1 : 360
Created By:	Parsons
File:	Y:\Projects\Fed\Usace\springva\springva.apr
Date:	10/16/2002
Figure Number:	
Page Number:	

PARSONS

N W E S

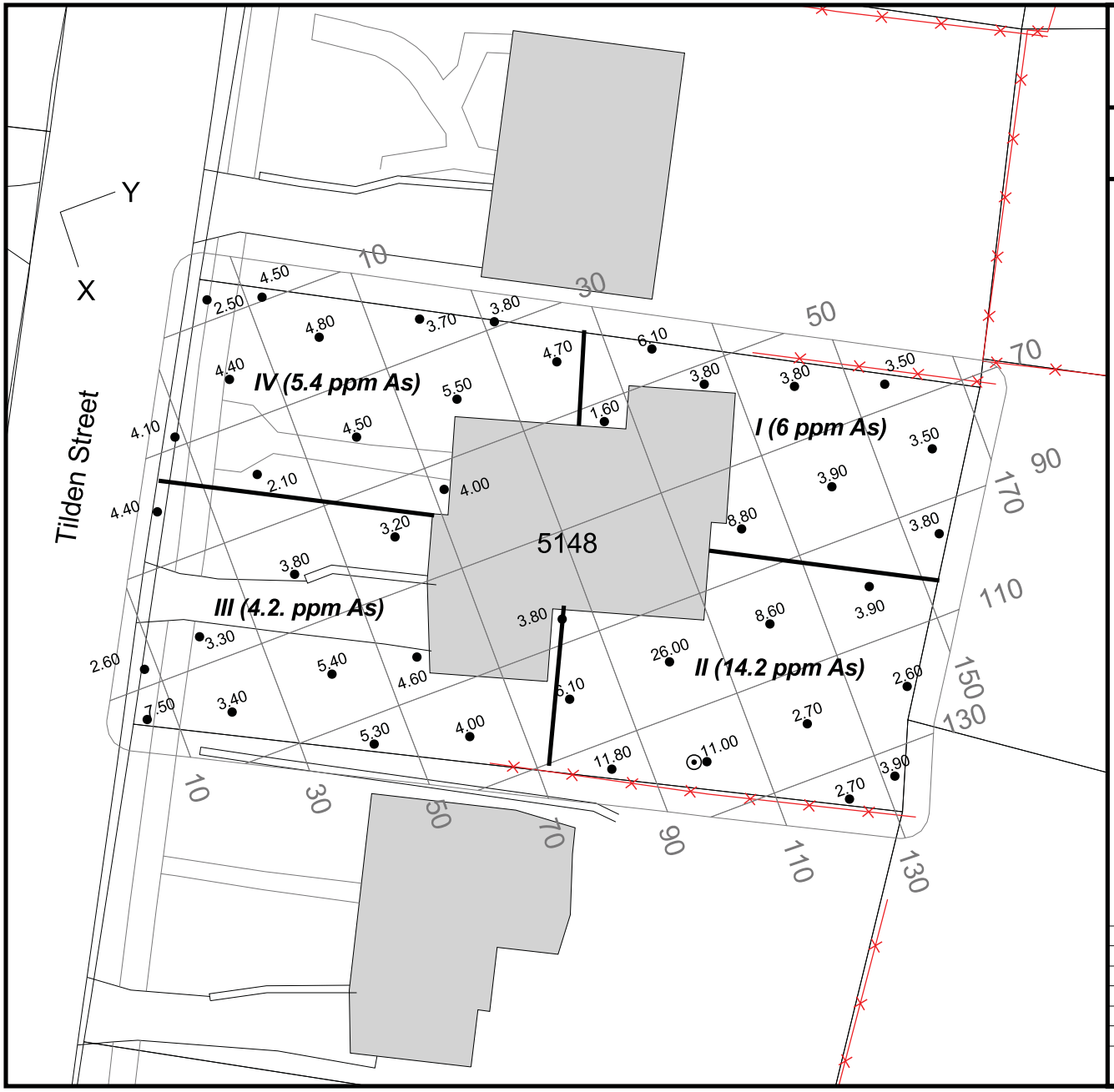

Final Grid Sampling Results
5148 Tilden St (CTA 1C)

Spring Valley Operable Unit 5
Washington D.C.

Legend

- Boring
- Sample Points
- 20' Grid
- Retaining Wall
- Pool
- Free Standing Wall
- Fence
- Hedge
- Sidewalk
- Roads
- Driveway
- Buildings
- Parcels

Quadrant or Half Sampling Data Indicated by Roman Numerals and Parentheses

Quadrant Sampled on 8/28/01
Grid Sampled on 2/18/02

30 0 30 Feet

1 inch = 30 feet

Scale:	1 : 360
Created By:	Parsons
File:	Y:\Projects\Fed\Usace\springva\springva.apr
Date:	10/16/2002
Figure Number:	
Page Number:	

PARSONS

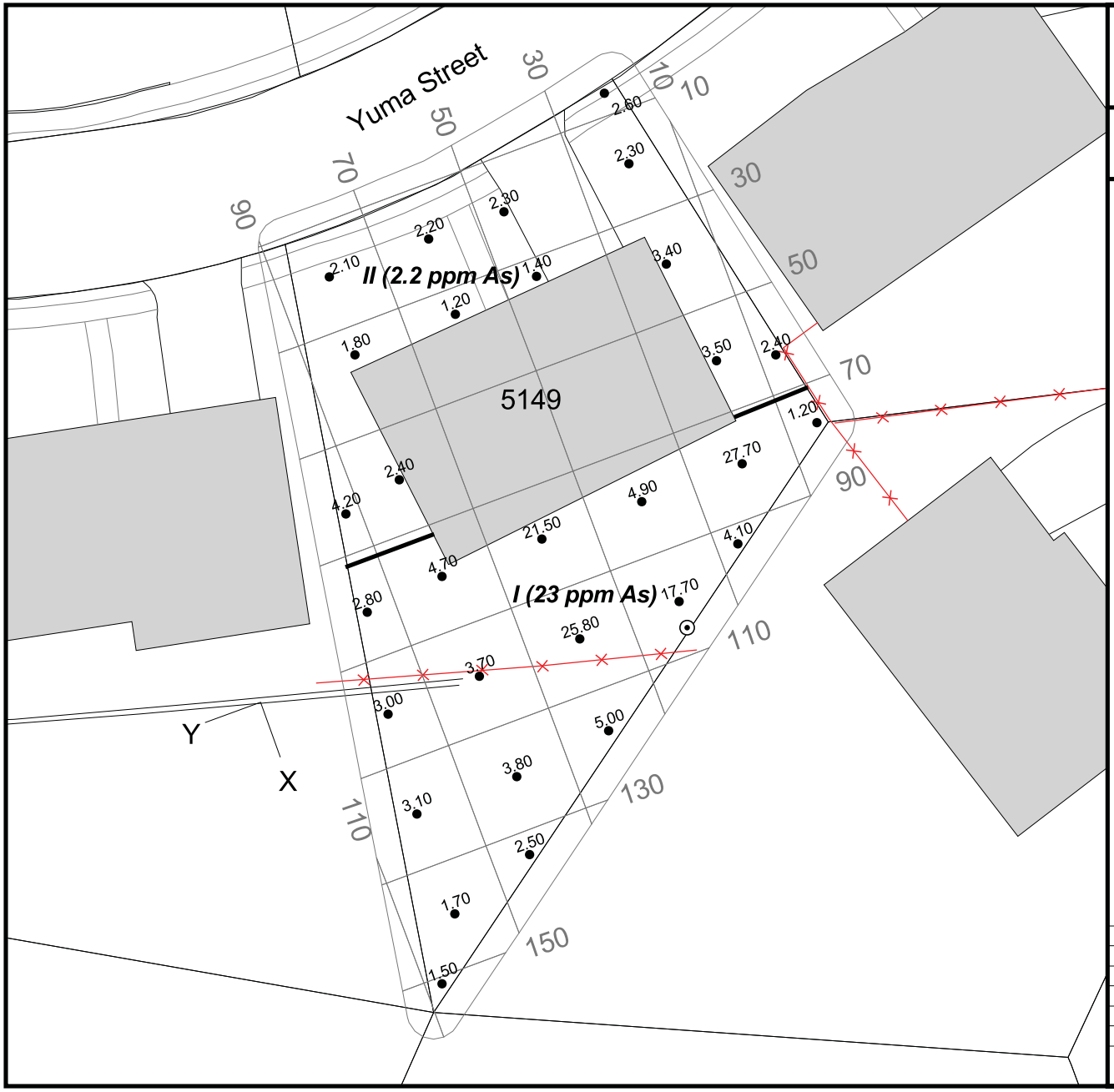

Final Grid Sampling Results
5149 Yuma St (CSA 2)

Spring Valley Operable Unit 5
Washington D.C.

Legend

- Boring
- Sample Points
- 20' Grid
- Retaining Wall
- Pool
- Free Standing Wall
- Fence
- Hedge
- Sidewalk
- Roads
- Driveway
- Buildings
- Parcels

Quadrant or Half Sampling Data Indicated by Roman Numerals and Parentheses

Half Sampled on 9/21/01
Grid Sampled on 12/10/01

30 0 30 Feet

1 inch = 30 feet

Scale:	1 : 360
Created By:	Parsons
File:	Y:\Projects\Fed\Usace\springva\springva.apr
Date:	10/16/2002
Figure Number:	
Page Number:	

PARSONS

N W E S

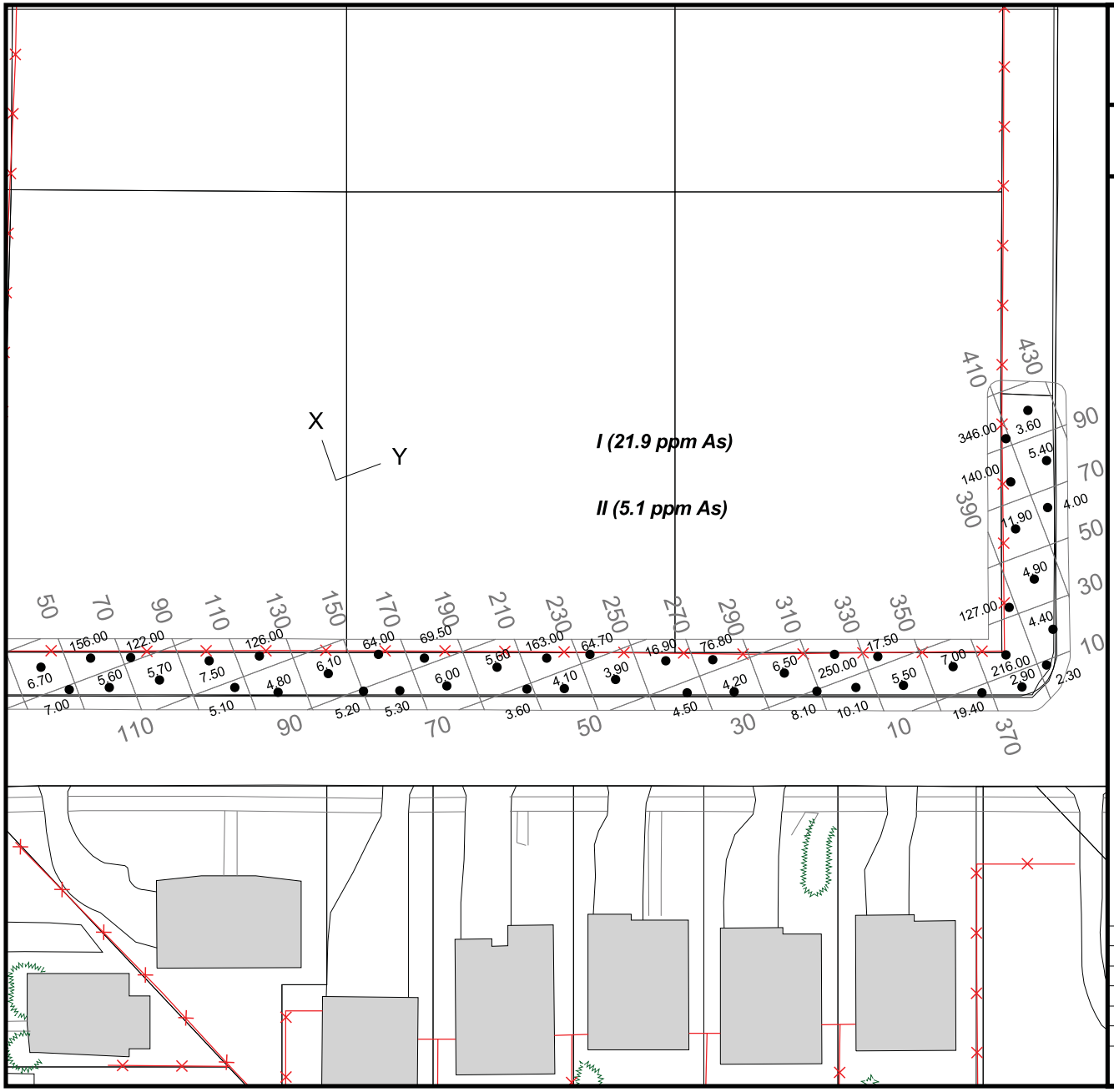

Final Grid Sampling Results
OU5-CSA-5-L15 (CSA 5)

Spring Valley Operable Unit 5
Washington D.C.

Legend

- Sample Points
- 20' Grid
- Retaining Wall
- Pool
- Free Standing Wall
- Fence
- Hedge
- Sidewalk
- Roads
- Driveway
- Buildings
- Non-Residential Lots
- Parcels

Quadrant or Half Sampling Data Indicated by Roman Numerals and Parentheses

Half Sampled on 8/16/01
Grid Sampled on 2/8/02

60 0 60 Feet

1 inch = 60 feet

Scale:	1 : 720
Created By:	Parsons
File:	Y:\Projects\Fed\Usace\springva\springva.apr
Date:	10/16/2002
Figure Number:	
Page Number:	

PARSONS

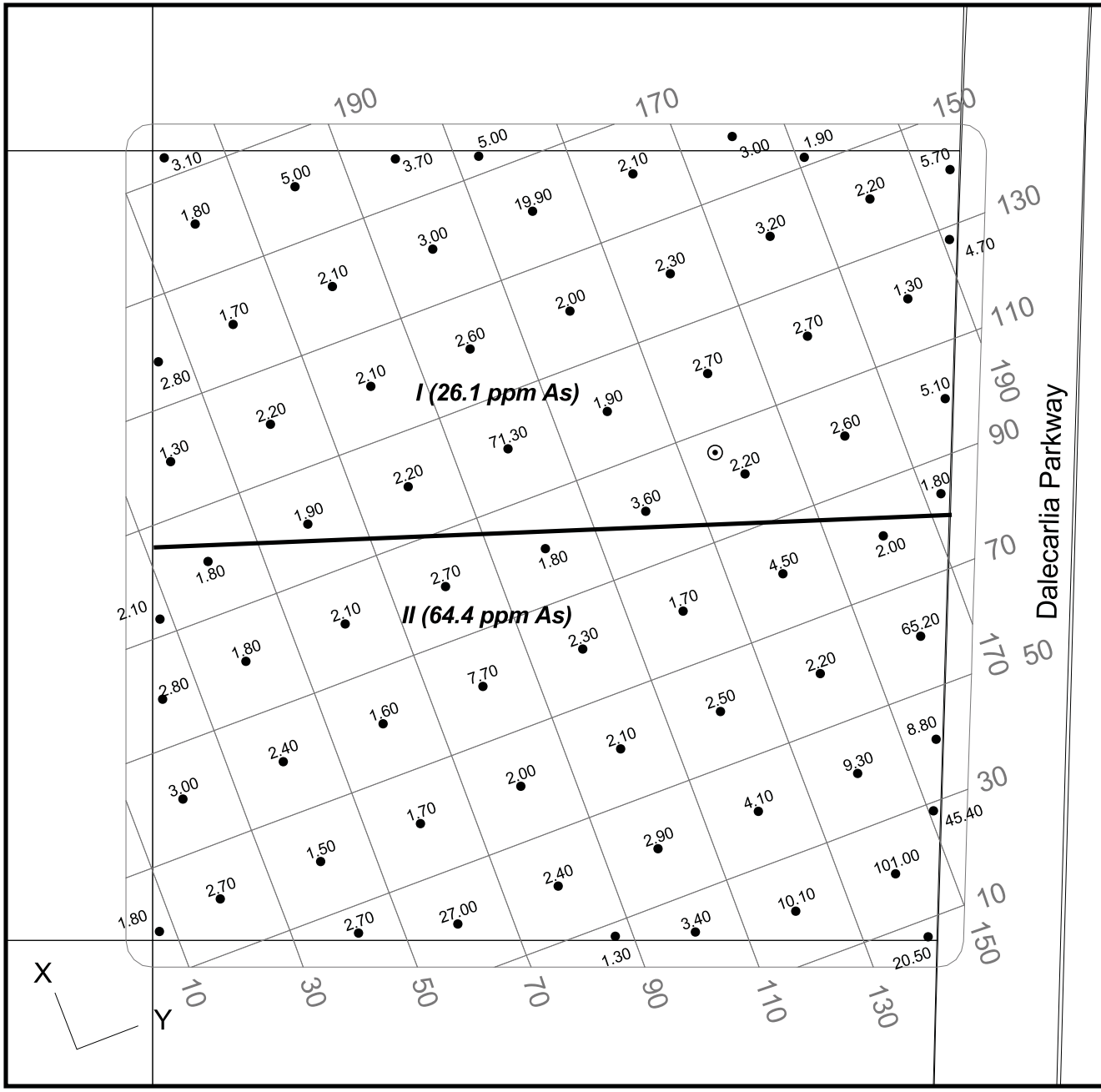

Final Grid Sampling Results
OU5-CSA-13-L15 (CSA 13)

Spring Valley Operable Unit 5
Washington D.C.

Legend

- Boring
- Sample Points
- 20' Grid
- Retaining Wall
- Pool
- Free Standing Wall
- Fence
- Hedge
- Sidewalk
- Roads
- Driveway
- Buildings
- Non-Residential Lots
- Parcels

Quadrant or Half Sampling Data Indicated by Roman Numerals and Parentheses

Half Sampled on 10/5/01
Grid Sampled on 2/12/02

30 0 30 Feet

1 inch = 30 feet

Scale:	1 : 360
Created By:	Parsons
File:	Y:\Projects\Fed\Usace\springva\springva.apr
Date:	10/16/2002
Figure Number:	
Page Number:	

PARSONS

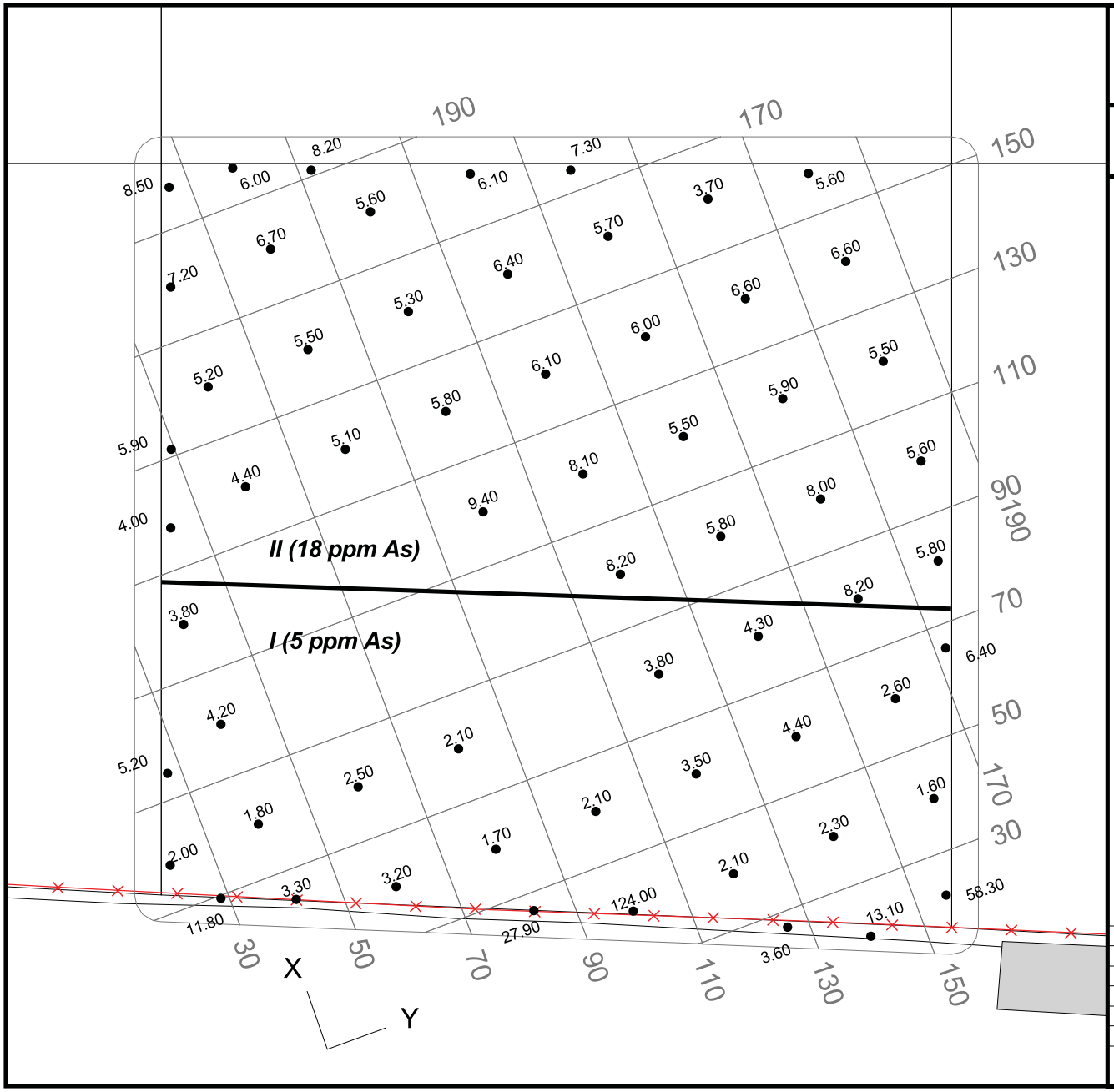

Final Grid Sampling Results
OU5-CSA-13-L80 (CSA 13)

Spring Valley Operable Unit 5
Washington D.C.

Legend

- Sample Points
- 20' Grid
- Retaining Wall
- Pool
- Free Standing Wall
- Fence
- Hedge
- Sidewalk
- Roads
- Driveway
- Buildings
- Non-Residential Lots
- Parcels

Quadrant or Half Sampling Data Indicated by Roman Numerals and Parentheses

Half Sampled on 11/20/01
Grid Sampled on 2/11/02

30 0 30 Feet

1 inch = 30 feet

Scale:	1 : 360
Created By:	Parsons
File:	Y:\Projects\Fed\Usace\springva\springva.apr
Date:	10/16/2002
Figure Number:	
Page Number:	

PARSONS

N W E S

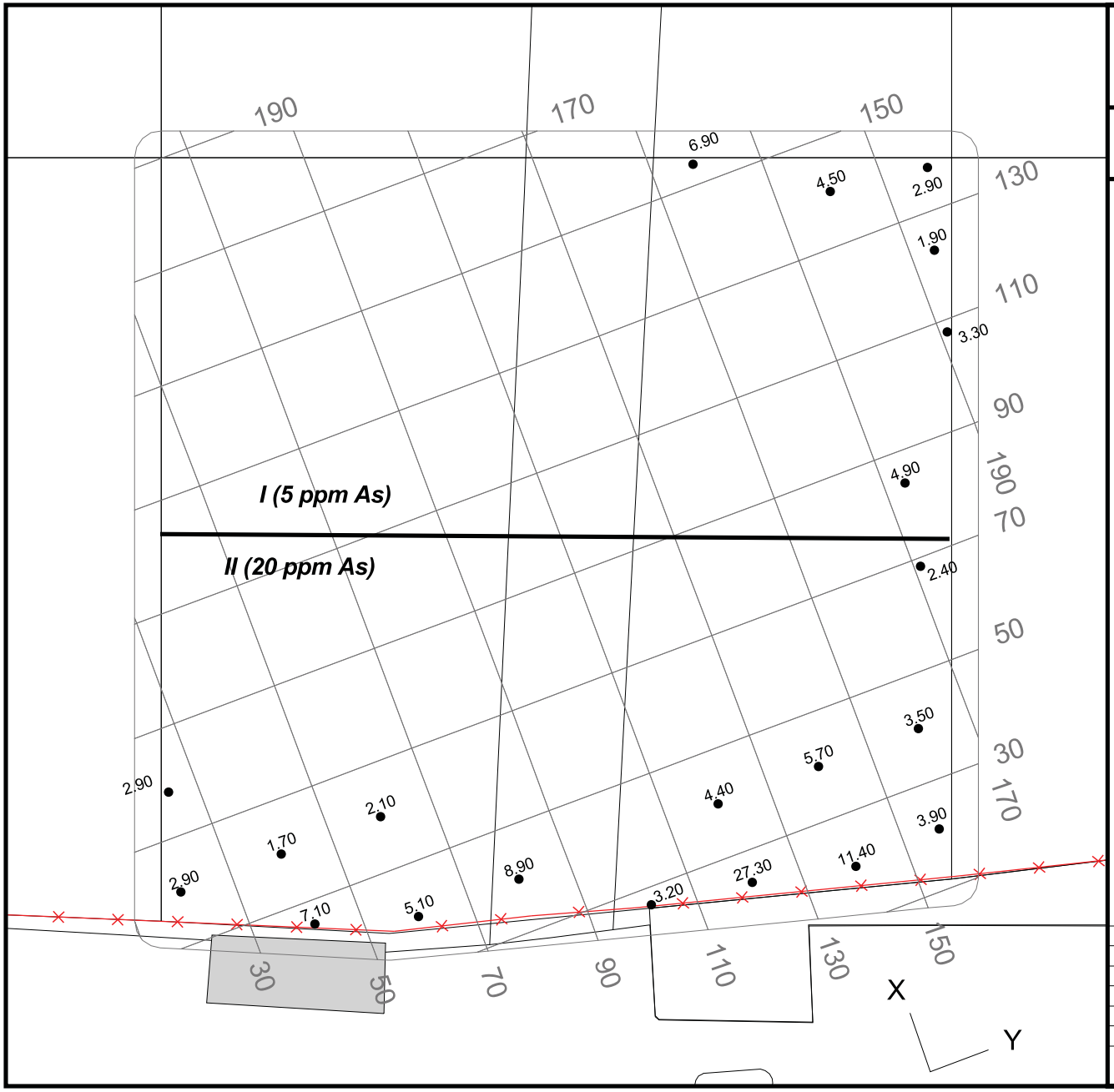

Final Grid Sampling Results
OU5-CSA-13-L81 (CSA 13)

Spring Valley Operable Unit 5
Washington D.C.

Legend

- Sample Points
- 20' Grid
- Retaining Wall
- Pool
- Free Standing Wall
- Fence
- Hedge
- Sidewalk
- Roads
- Driveway
- Buildings
- Non-Residential Lots
- Parcels

Quadrant or Half Sampling Data Indicated by Roman Numerals and Parentheses

Half Sampled on 11/20/01
Grid Sampled on 2/11/02

30 0 30 Feet

1 inch = 30 feet

Scale:	1 : 360
Created By:	Parsons
File:	Y:\Projects\Fed\Usace\springva\springva.apr
Date:	10/16/2002
Figure Number:	
Page Number:	

PARSONS

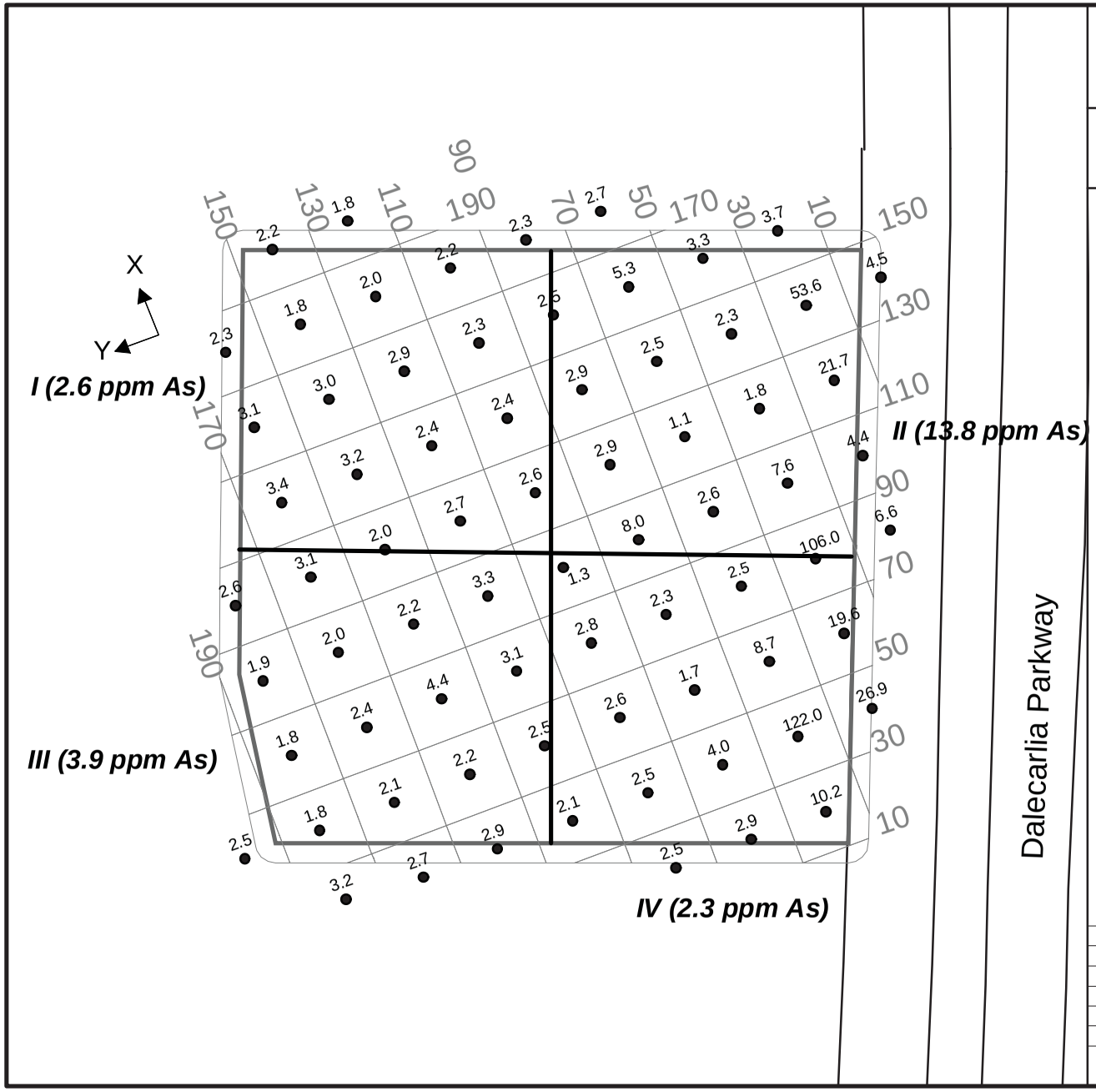

Final Grid Sampling Results
OU5-CTA-1B-L10 (CTA 1B)

Spring Valley Operable Unit 5
Washington, DC

Legend

- Sample Points
- 20' Grid
- Non-Residential Lots
- Road
- Property Boundary
- Building
- Hedge
- Retaining Wall
- Sidewalk
- Deck/Porch
- Driveway

Quadrant of Half Sampling Data Indicated by Roman Numerals and Parentheses

Quadrant Sampled on 8/20/2001
Grid Sampled on 6/11/2003

40 20 0 40 Feet

1 inch equals 40 feet

Scale:	1:480
Created By:	Parsons
File:	20031126 OU5-CTA-1B-L10 Grid Sampling Results.mxd
Date:	11/26/2003
Figure Number:	
Page Number:	

PARSONS

Spring Valley OU-4 and OU-5 Lots Key

Lot ID	Corresponding MAIN table ID	Address [1]	Owner
OU4-3401-L1 & L2	OU4-3401NA	3401 Nebraska Avenue	Metropolitian Methodist Church
OU4-4430-L3 & L4	OU4-4430NS	4430 Newark Street	District of Columbia - Horace Mann School
OU4-AU01 through AU30, AU-KREEG, & AU-WATKN	OU4-4400MA	4400 Massachusetts Avenue	American University
OU5-CTA-1A-L1 & L2	OU5-CTA-1A-4301(50)	4301 50th Street	W C & A N Miller Develop Co
OU5-CTA-1A-L3	OU5-CTA-1A-4915VNSVacant	4915 Vacant Van Ness Street	Jack D. & Irene Neal, Et Al
OU5-CTA-1B-L3 through L17	DC/Nat'l Park Grp 1B	DC/Nat'l Park Dalecarlia Pkwy	DC / National Park Service
OU5-CSA-2-L1 through L11	Dalecarlia Pkwy Lots	DP Lots Grp 2 Dalecarlia Pkwy	DC Right-of-Way
OU5-CSA-3-L2	OU5-CSA-3-L2	Lot 2 Massachusetts Avenue	DC Government
OU5-CSA-3-L3	OU5-CSA-3-4910MA	4910 Massachusetts Avenue	W C & A N Miller Develop Co
OU5-CSA-3-L4	OU5-CSA-3-4315(50)	4315 50th Street	W C & A N Miller Develop Co
OU5-CSA-3-L5	OU5-CSA-3-L5	Lot 5 Massachusetts Avenue	DC Government
OU5-CSA-3-L6	OU5-CSA-3-4900MA	4900 Massachusetts Avenue	W C & A N Miller Develop Co
OU5-CSA-3-L7	OU5-CSA-3-4860MA	4860 Massachusetts Avenue	W C & A N Miller Develop Co
OU5-CSA-3-L8	OU5-CSA-3-4820MA	4820 Massachusetts Avenue	W C & A N Miller Develop Co
OU5-CSA-5-L1, L2, L4, L5, L6, L7, L16 through L25, L27 & L28	Friendship Park	Friendship Park 45th Street	DC Department of Recreation And Parks
OU5-CSA-5-L3, L8 through L15, L33, & L34	OU5-CSA-5-Reservoir	Van Ness Res. 45th Street	United States of America - Dept of The Interior
OU5-CSA-5-L26, L30, L31, & L32	OU5-CSA-5-parkc(45)	Park-C 45th Street	United States of America - Dept of The Interior
OU5-CSA-7-L1, L2, L 7, L8, L9, L13, L14, L16, L20, L21, L22, L24, L26, L27	OU5-CSA-7-3900NA	3900 Nebraska Avenue	Royal Swedish Government
OU5-CSA-7-L3 through L6, L10, L11, L12, L15, L17, L18, L19, L23, L25	OU5-CSA-7-4000NA	4000 Nebraska Avenue	Government of Japan
OU5-CSA-7-L28 through L31, L39, L40, L41, L50, L51, L52	OU5-CSA-7-4120VNS	4120 Van Ness Street	National Presbyterian Church
OU5-CSA-7-L35 & L36	OU5-CSA-7-4000VNS	4000 Van Ness Street	Potomac Electric Power Company
OU5-CSA-7-L38, L48, & L49	OU5-CSA-7-4100WA	4100 Wisconsin Avenue	G Eckles & A E Lord Trs
OU5-CSA-7-L57, L58 & L65	OU5-CSA-7-4000WA	4000 Wisconsin Avenue	Jan Evans & C B King Jr
OU5-CSA-7-L66, L68 through L79	OU5-CSA-7-3900WA	3900 Wisconsin Avenue	Federal National Mortgage Assoc
OU5-CSA-8-L1 through L10, & L19	OU5-CSA-8-3500MA	3500 Massachusetts Avenue	American University
OU5-CSA-8-L15 through L18, & L20	OU5-CSA-8-3700NA	3700 Nebraska Avenue	American University
OU5-CSA-8-L11 through L14	OU5-CSA-8-3850NA	3850 Nebraska Avenue	Temple Baptist Church, Trs C/O Elder Moats
OU5-CSA-9-L1 through L10, L12, L13, L15, L19, L20	OU5-CSA-9-4500MA	4500 Massachusetts Avenue	Wesley Theological Seminary
OU5-CSA-9-L11, L16, L17, L18, L22-L29, L31, L33-L42, & L44-L52	OU5-CSA-9-4400MA	4400 Massachusetts Avenue	American University
OU5-CSA-11-L1 through L6	OU5-CSA-11-DC Right-of-Way	DC Right-of-Way Quebec Street	DC Right-of-Way
OU5-CSA-12-L15, L16, & L17	OU5-CSA-12-4842IL	4842 Indian Lane	John K Delaney & April Delaney
OU5-CSA-12-L18 through L21	OU5-CSA-12-4925LR	4925 Loughboro Road	Republic of Mexico
OU5-CSA-13-L1 through L85, L93, L94, L95, & L104	OU5-CSA-13-WashAqueduct	Wash. Aqueduct	Washington Aqueduct Property Lots
OU5-CSA-13-L86, L88 through L99 & L100 through L103	OU5-CSA-13-5201LR	5201 Loughboro Road	Sibley Memorial Hospital
OU5-CSA-13-L87	OU5-CSA-13-5220LF	5220 Little Falls Road	Potomac Elec Power Co

[1] Those lots without a street number address can be found alphabetically at the end of the data table using the name in this column. Please note that all lots are listed although not all receive specialty or grid sampling.

Spring Valley OU4/OU-5 Arsenic Grid Sampling Results

Sampling Dates: 1/4/2001 - 9/30/2003 - Sorted Numerically by House Number

Area	Group	Address	Sample ID	Sample Date	Result \1			Units	Duplicate Match
OU4	OU4	3318 45th Street							
			OU4-3318(45)-(100,100)	9/5/2002	4.7		\2	mg/kg	
			OU4-3318(45)-(20,0)	9/5/2002	9.7		\2	mg/kg	
			OU4-3318(45)-(20,20)	9/5/2002	17.8		\2	mg/kg	
			OU4-3318(45)-(20,40)	9/5/2002	12.7		\2	mg/kg	
			OU4-3318(45)-(20,60)	9/5/2002	7.1		\2	mg/kg	
			OU4-3318(45)-(40,0)	9/5/2002	10.6		\2	mg/kg	
			OU4-3318(45)-(40,100)	9/5/2002	9.7		\2	mg/kg	
			OU4-3318(45)-(40,120)	9/5/2002	9.8		\2	mg/kg	
			OU4-3318(45)-(40,40)	9/5/2002	26.3		\2	mg/kg	
			OU4-3318(45)-(40,60)	9/5/2002	9.7		\2	mg/kg	
			OU4-3318(45)-(40,80)	9/5/2002	11.8		\2	mg/kg	
			OU4-3318(45)-(60,0)	9/5/2002	6.8		\2	mg/kg	
			OU4-3318(45)-(60,100)	9/5/2002	2.2	J	\2	mg/kg	
			OU4-3318(45)-(60,120)	9/5/2002	14.2		\2	mg/kg	
			OU4-3318(45)-(60,140)	9/5/2002	14.6		\2	mg/kg	
			OU4-3318(45)-(60,160)	9/5/2002	7.1		\2	mg/kg	
			OU4-3318(45)-(60,20)	9/5/2002	9.4		\2	mg/kg	
			OU4-3318(45)-(60,40)	9/5/2002	7.7		\2	mg/kg	
			OU4-3318(45)-(60,80)	9/5/2002	15.2		\2	mg/kg	
			OU4-3318(45)-(80,100)	9/5/2002	5		\2	mg/kg	
			OU4-3318(45)-(80,120)	9/5/2002	16.9		\2	mg/kg	
			OU4-3318(45)-(80,140)	9/5/2002	5.8		\2	mg/kg	
			OU4-3318(45)-(80,160)	9/5/2002	6.8		\2	mg/kg	
			OU4-3318(45)-(80,40)	9/5/2002	1.8		\2	mg/kg	
			OU4-3318(45)-(80,60)	9/5/2002	3.4		\2	mg/kg	
			OU4-3318(45)-(80,80)	9/5/2002	9.5		\2	mg/kg	
			OU4-3318(45)-DUP01	9/5/2002	10.2		\2	mg/kg	OU4-3318(45)-(40,0)
OU4	OU4	3401 Nebraska Avenue, Lot 2							
			OU4-3401NA-(0,140)	9/13/2001	4.8			mg/kg	
			OU4-3401NA-(100,100)	9/13/2001	9.4			mg/kg	
			OU4-3401NA-(100,120)	9/13/2001	4			mg/kg	
			OU4-3401NA-(100,180)	9/13/2001	6.3			mg/kg	
			OU4-3401NA-(100,200)	9/13/2001	4.5			mg/kg	

Area	Group	Address	Sample ID	Sample Date	Result \1	Units	Duplicate Match
			OU4-3401NA-(100,220)	9/13/2001	4.8	mg/kg	
			OU4-3401NA-(100,40)	9/13/2001	4.4	mg/kg	
			OU4-3401NA-(100,60)	9/13/2001	3.1	mg/kg	
			OU4-3401NA-(100,80)	9/13/2001	2.9	mg/kg	
			OU4-3401NA-(120,100)	9/13/2001	3.9	mg/kg	
			OU4-3401NA-(120,120)	9/13/2001	4.5	mg/kg	
			OU4-3401NA-(120,200)	9/13/2001	8.7	mg/kg	
			OU4-3401NA-(120,60)	9/13/2001	4.5	mg/kg	
			OU4-3401NA-(120,80)	9/13/2001	9.3	mg/kg	
			OU4-3401NA-(140,100)	9/13/2001	3.9	mg/kg	
			OU4-3401NA-(140,60)	9/13/2001	3.1 J	mg/kg	
			OU4-3401NA-(140,80)	9/13/2001	3.5	mg/kg	
			OU4-3401NA-(160,80)	9/13/2001	0.86 J	mg/kg	
			OU4-3401NA-(20,100)	9/13/2001	1.7 J	mg/kg	
			OU4-3401NA-(20,120)	9/13/2001	4.2	mg/kg	
			OU4-3401NA-(20,140)	9/13/2001	7.2	mg/kg	
			OU4-3401NA-(20,160)	9/13/2001	6.1	mg/kg	
			OU4-3401NA-(40,120)	9/13/2001	4.4	mg/kg	
			OU4-3401NA-(40,140)	9/13/2001	7.9	mg/kg	
			OU4-3401NA-(40,160)	9/13/2001	5.3	mg/kg	
			OU4-3401NA-(40,180)	9/13/2001	4.1	mg/kg	
			OU4-3401NA-(40,40)	9/13/2001	1.9 J	mg/kg	
			OU4-3401NA-(40,60)	9/13/2001	2.8	mg/kg	
			OU4-3401NA-(40,80)	9/13/2001	3.6	mg/kg	
			OU4-3401NA-(60,0)	9/13/2001	2.1	mg/kg	
			OU4-3401NA-(60,100)	9/13/2001	5.6	mg/kg	
			OU4-3401NA-(60,120)	9/13/2001	5.1	mg/kg	
			OU4-3401NA-(60,140)	9/13/2001	4.8	mg/kg	
			OU4-3401NA-(60,160)	9/13/2001	5.5	mg/kg	
			OU4-3401NA-(60,180)	9/13/2001	5.5	mg/kg	
			OU4-3401NA-(60,20)	9/13/2001	3.2	mg/kg	
			OU4-3401NA-(60,200)	9/13/2001	4.6	mg/kg	
			OU4-3401NA-(60,40)	9/13/2001	4.6	mg/kg	
			OU4-3401NA-(60,60)	9/13/2001	7.9	mg/kg	
			OU4-3401NA-(60,80)	9/13/2001	5.1	mg/kg	
			OU4-3401NA-(80,100)	9/13/2001	4	mg/kg	
			OU4-3401NA-(80,140)	9/13/2001	4.1	mg/kg	
			OU4-3401NA-(80,160)	9/13/2001	3.3	mg/kg	
			OU4-3401NA-(80,180)	9/13/2001	5.2	mg/kg	

Area	Group	Address	Sample ID	Sample Date	Result \1	Units	Duplicate Match
			OU4-3401NA-(80,20)	9/13/2001	3.7	mg/kg	
			OU4-3401NA-(80,200)	9/13/2001	4.4	mg/kg	
			OU4-3401NA-(80,220)	9/13/2001	4.1	mg/kg	
			OU4-3401NA-(80,40)	9/13/2001	3.5	mg/kg	
			OU4-3401NA-(80,60)	9/13/2001	3.6	mg/kg	
			OU4-3401NA-(80,80)	9/13/2001	3.2	mg/kg	
			OU4-3401NA-DUP01	9/13/2001	4.5	mg/kg	OU4-3401NA-(40,120)
			OU4-3401NA-DUP02	9/13/2001	5.2	mg/kg	OU4-3401NA-(60,180)
			OU4-3401NA-DUP03	9/13/2001	3.9	mg/kg	OU4-3401NA-(80,20)
CSA	**12**	**3514 Overlook Court**					
			OU5-CSA-12-3514OC-(100,120)	1/14/2002	4.4	mg/kg	
			OU5-CSA-12-3514OC-(100,140)	1/14/2002	3.6	mg/kg	
			OU5-CSA-12-3514OC-(100,160)	1/14/2002	6.4	mg/kg	
			OU5-CSA-12-3514OC-(100,180)	1/14/2002	5.1	mg/kg	
			OU5-CSA-12-3514OC-(100,20)	1/14/2002	9.6	mg/kg	
			OU5-CSA-12-3514OC-(100,200)	1/14/2002	3.1	mg/kg	
			OU5-CSA-12-3514OC-(100,40)	1/14/2002	9.7	mg/kg	
			OU5-CSA-12-3514OC-(100,60)	1/14/2002	5.1	mg/kg	
			OU5-CSA-12-3514OC-(100,80)	1/14/2002	6.3	mg/kg	
			OU5-CSA-12-3514OC-(120,100)	1/14/2002	6.2	mg/kg	
			OU5-CSA-12-3514OC-(120,120)	1/14/2002	6.4	mg/kg	
			OU5-CSA-12-3514OC-(120,140)	1/14/2002	8.9	mg/kg	
			OU5-CSA-12-3514OC-(120,160)	1/14/2002	4.4	mg/kg	
			OU5-CSA-12-3514OC-(120,180)	1/14/2002	4	mg/kg	
			OU5-CSA-12-3514OC-(120,200)	1/14/2002	3.6	mg/kg	
			OU5-CSA-12-3514OC-(120,40)	1/14/2002	17.1	mg/kg	
			OU5-CSA-12-3514OC-(120,60)	1/14/2002	12.4	mg/kg	
			OU5-CSA-12-3514OC-(140,100)	1/14/2002	8.8	mg/kg	
			OU5-CSA-12-3514OC-(140,120)	1/14/2002	7.5	mg/kg	
			OU5-CSA-12-3514OC-(140,140)	1/14/2002	12.7	mg/kg	
			OU5-CSA-12-3514OC-(140,160)	1/14/2002	25.4	mg/kg	
			OU5-CSA-12-3514OC-(140,180)	1/14/2002	23.3	mg/kg	
			OU5-CSA-12-3514OC-(140,60)	1/14/2002	5.3	mg/kg	
			OU5-CSA-12-3514OC-(140,80)	1/14/2002	7	mg/kg	
			OU5-CSA-12-3514OC-(160,100)	1/14/2002	10.7	mg/kg	
			OU5-CSA-12-3514OC-(160,120)	1/14/2002	9	mg/kg	
			OU5-CSA-12-3514OC-(160,140)	1/14/2002	12.6	mg/kg	
			OU5-CSA-12-3514OC-(160,160)	1/14/2002	3.1	mg/kg	
			OU5-CSA-12-3514OC-(180,140)	1/14/2002	6.7	mg/kg	

Area	Group	Address	Sample ID	Sample Date	Result \1	Units	Duplicate Match
			OU5-CSA-12-3514OC-(180,160)	1/14/2002	10.8	mg/kg	
			OU5-CSA-12-3514OC-(20,100)	1/14/2002	13.1	mg/kg	
			OU5-CSA-12-3514OC-(20,80)	1/14/2002	18.8	mg/kg	
			OU5-CSA-12-3514OC-(40,100)	1/14/2002	5.2	mg/kg	
			OU5-CSA-12-3514OC-(40,120)	1/14/2002	12.1	mg/kg	
			OU5-CSA-12-3514OC-(40,140)	1/14/2002	5	mg/kg	
			OU5-CSA-12-3514OC-(40,60)	1/14/2002	11.6	mg/kg	
			OU5-CSA-12-3514OC-(40,80)	1/14/2002	11.1	mg/kg	
			OU5-CSA-12-3514OC-(60,100)	1/14/2002	4.1	mg/kg	
			OU5-CSA-12-3514OC-(60,120)	1/14/2002	9.4	mg/kg	
			OU5-CSA-12-3514OC-(60,140)	1/14/2002	5.2	mg/kg	
			OU5-CSA-12-3514OC-(60,160)	1/14/2002	4.3	mg/kg	
			OU5-CSA-12-3514OC-(60,180)	1/14/2002	2.9	mg/kg	
			OU5-CSA-12-3514OC-(60,60)	1/14/2002	3.9	mg/kg	
			OU5-CSA-12-3514OC-(60,80)	1/14/2002	4.4	mg/kg	
			OU5-CSA-12-3514OC-(80,120)	1/14/2002	4.8	mg/kg	
			OU5-CSA-12-3514OC-(80,140)	1/14/2002	6.2	mg/kg	
			OU5-CSA-12-3514OC-(80,160)	1/14/2002	9.8	mg/kg	
			OU5-CSA-12-3514OC-(80,180)	1/14/2002	7.2	mg/kg	
			OU5-CSA-12-3514OC-(80,20)	1/14/2002	7.8	mg/kg	
			OU5-CSA-12-3514OC-(80,200)	1/14/2002	2.5	mg/kg	
			OU5-CSA-12-3514OC-(80,40)	1/14/2002	13.2	mg/kg	
			OU5-CSA-12-3514OC-(80,60)	1/14/2002	8.8	mg/kg	
			OU5-CSA-12-3514OC-(80,80)	1/14/2002	4.7	mg/kg	
			OU5-CSA-12-3514OC-DUP01	1/14/2002	5.3	mg/kg	OU5-CSA-12-3514OC-(60,60)
			OU5-CSA-12-3514OC-DUP02	1/14/2002	4.9	mg/kg	OU5-CSA-12-3514OC-(100,160)
			OU5-CSA-12-3514OC-DUP03	1/14/2002	4.7	mg/kg	OU5-CSA-12-3514OC-(60,140)
CSA	**10**	**3641 49th Street**					
			OU5-CSA-10-3641(49)-(100,100)	11/7/2001	5.8	mg/kg	
			OU5-CSA-10-3641(49)-(100,120)	11/7/2001	4.8	mg/kg	
			OU5-CSA-10-3641(49)-(20,0)	11/7/2001	4	mg/kg	
			OU5-CSA-10-3641(49)-(20,120)	11/7/2001	16.5	mg/kg	
			OU5-CSA-10-3641(49)-(20,20)	11/7/2001	3.4	mg/kg	
			OU5-CSA-10-3641(49)-(20,40)	11/7/2001	2.3 J	mg/kg	
			OU5-CSA-10-3641(49)-(20,60)	11/7/2001	5.5	mg/kg	
			OU5-CSA-10-3641(49)-(20,80)	11/7/2001	3.6	mg/kg	
			OU5-CSA-10-3641(49)-(40,0)	11/7/2001	3.8	mg/kg	
			OU5-CSA-10-3641(49)-(40,100)	11/7/2001	23.3	mg/kg	
			OU5-CSA-10-3641(49)-(40,120)	11/7/2001	58.6	mg/kg	

Area	Group	Address	Sample ID	Sample Date	Result \1	Units	Duplicate Match
			OU5-CSA-10-3641(49)-(40,20)	11/7/2001	3.9	mg/kg	
			OU5-CSA-10-3641(49)-(40,40)	11/7/2001	4.9	mg/kg	
			OU5-CSA-10-3641(49)-(40,60)	11/7/2001	3.1	mg/kg	
			OU5-CSA-10-3641(49)-(40,80)	11/7/2001	3.9 J	mg/kg	
			OU5-CSA-10-3641(49)-(60,0)	11/7/2001	7.8	mg/kg	
			OU5-CSA-10-3641(49)-(60,100)	11/7/2001	46.9	mg/kg	
			OU5-CSA-10-3641(49)-(60,120)	11/7/2001	31.2	mg/kg	
			OU5-CSA-10-3641(49)-(60,20)	11/7/2001	103	mg/kg	
			OU5-CSA-10-3641(49)-(60,40)	11/7/2001	3.6	mg/kg	
			OU5-CSA-10-3641(49)-(60,60)	11/7/2001	3.2	mg/kg	
			OU5-CSA-10-3641(49)-(80,0)	11/7/2001	18.7	mg/kg	
			OU5-CSA-10-3641(49)-(80,100)	11/7/2001	49.1	mg/kg	
			OU5-CSA-10-3641(49)-(80,120)	11/7/2001	35	mg/kg	
			OU5-CSA-10-3641(49)-(80,20)	11/7/2001	108	mg/kg	
			OU5-CSA-10-3641(49)-(80,40)	11/7/2001	21.2	mg/kg	
			OU5-CSA-10-3641(49)-(80,60)	11/7/2001	4.5	mg/kg	
			OU5-CSA-10-3641(49)-(80,80)	11/7/2001	32	mg/kg	
			OU5-CSA-10-3641(49)-20,100)	11/7/2001	59.6	mg/kg	
			OU5-CSA-10-3641(49)-DUP01	11/7/2001	54	mg/kg	OU5-CSA-10-3641(49)-(40,120)
			OU5-CSA-10-3641(49)-DUP02	11/7/2001	2.3 J	mg/kg	OU5-CSA-10-3641(49)-(20,40)
			OU5-CSA-10-3641(49)-SB1	11/7/2001	24.9	mg/kg	
			OU5-CSA-10-3641(49)-SB2	11/7/2001	2.5 J	mg/kg	
			OU5-CSA-10-3641(49)-SB3	11/7/2001	2.1 J	mg/kg	
			OU5-CSA-10-3641(49)-SB4	11/7/2001	3.6	mg/kg	
			OU5-CSA-10-3641(49)-SB5	11/7/2001	2.4 J	mg/kg	
			OU5-CSA-10-3641(49)-SB6	11/7/2001	1.2 J	mg/kg	
CTA	**1C**	**3650 Fordham Road**					
			OU5-CTA-1C-3650FR-(100,100)	1/15/2002	3.7	mg/kg	
			OU5-CTA-1C-3650FR-(100,120)	1/15/2002	2.9	mg/kg	
			OU5-CTA-1C-3650FR-(100,140)	1/15/2002	8	mg/kg	
			OU5-CTA-1C-3650FR-(100,160)	1/15/2002	4.7	mg/kg	
			OU5-CTA-1C-3650FR-(100,20)	1/15/2002	4.2	mg/kg	
			OU5-CTA-1C-3650FR-(100,40)	1/15/2002	4.5	mg/kg	
			OU5-CTA-1C-3650FR-(100,60)	1/15/2002	5.2	mg/kg	
			OU5-CTA-1C-3650FR-(100,80)	1/15/2002	8.5	mg/kg	
			OU5-CTA-1C-3650FR-(120,100)	1/15/2002	10.1	mg/kg	
			OU5-CTA-1C-3650FR-(120,120)	1/15/2002	2.7	mg/kg	
			OU5-CTA-1C-3650FR-(120,140)	1/15/2002	4	mg/kg	
			OU5-CTA-1C-3650FR-(120,20)	1/15/2002	5.7	mg/kg	

Area	Group	Address	Sample ID	Sample Date	Result \1	Units	Duplicate Match
			OU5-CTA-1C-3650FR-(120,40)	1/15/2002	4.1	mg/kg	
			OU5-CTA-1C-3650FR-(120,60)	1/15/2002	6.7	mg/kg	
			OU5-CTA-1C-3650FR-(120,80)	1/15/2002	8.1	mg/kg	
			OU5-CTA-1C-3650FR-(140,100)	1/15/2002	9.6	mg/kg	
			OU5-CTA-1C-3650FR-(140,120)	1/15/2002	21.7	mg/kg	
			OU5-CTA-1C-3650FR-(140,140)	1/15/2002	3.9	mg/kg	
			OU5-CTA-1C-3650FR-(140,60)	1/15/2002	6.1	mg/kg	
			OU5-CTA-1C-3650FR-(140,80)	1/15/2002	7.9	mg/kg	
			OU5-CTA-1C-3650FR-(160,100)	1/15/2002	9.5	mg/kg	
			OU5-CTA-1C-3650FR-(160,120)	1/15/2002	16.8	mg/kg	
			OU5-CTA-1C-3650FR-(160,80)	1/15/2002	4.6	mg/kg	
			OU5-CTA-1C-3650FR-(20,100)	1/15/2002	10.7	mg/kg	
			OU5-CTA-1C-3650FR-(20,120)	1/15/2002	33.7	mg/kg	
			OU5-CTA-1C-3650FR-(20,80)	1/15/2002	5.5	mg/kg	
			OU5-CTA-1C-3650FR-(40,100)	1/15/2002	40.9	mg/kg	
			OU5-CTA-1C-3650FR-(40,120)	1/15/2002	17.2	mg/kg	
			OU5-CTA-1C-3650FR-(40,140)	1/15/2002	26.8	mg/kg	
			OU5-CTA-1C-3650FR-(40,80)	1/15/2002	3.3	mg/kg	
			OU5-CTA-1C-3650FR-(60,100)	1/15/2002	7.8	mg/kg	
			OU5-CTA-1C-3650FR-(60,120)	1/15/2002	29.5	mg/kg	
			OU5-CTA-1C-3650FR-(60,140)	1/15/2002	24.3	mg/kg	
			OU5-CTA-1C-3650FR-(60,160)	1/15/2002	20.5	mg/kg	
			OU5-CTA-1C-3650FR-(60,60)	1/15/2002	4.3	mg/kg	
			OU5-CTA-1C-3650FR-(60,80)	1/15/2002	7.4	mg/kg	
			OU5-CTA-1C-3650FR-(80,100)	1/15/2002	11.5	mg/kg	
			OU5-CTA-1C-3650FR-(80,120)	1/15/2002	14.3	mg/kg	
			OU5-CTA-1C-3650FR-(80,140)	1/15/2002	17	mg/kg	
			OU5-CTA-1C-3650FR-(80,160)	1/15/2002	9.2	mg/kg	
			OU5-CTA-1C-3650FR-(80,40)	1/15/2002	6.2	mg/kg	
			OU5-CTA-1C-3650FR-(80,60)	1/15/2002	3.1	mg/kg	
			OU5-CTA-1C-3650FR-(80,80)	1/15/2002	5.5	mg/kg	
			OU5-CTA-1C-3650FR-DUP01	1/15/2002	8.3	mg/kg	OU5-CTA-1C-3650FR-(80,160)
			OU5-CTA-1C-3650FR-DUP02	1/15/2002	8.6	mg/kg	OU5-CTA-1C-3650FR-(140,100)
CTA	1C	3706 Fordham Road					
			OU5-CTA-1C-3706FR-(100,100)	11/29/2001	28.4 K	mg/kg	
			OU5-CTA-1C-3706FR-(100,120)	11/29/2001	29.9 K	mg/kg	
			OU5-CTA-1C-3706FR-(100,20)	11/29/2001	15 K	mg/kg	
			OU5-CTA-1C-3706FR-(100,40)	11/29/2001	30.8 K	mg/kg	
			OU5-CTA-1C-3706FR-(100,60)	11/29/2001	5.2 K	mg/kg	

Area	Group	Address	Sample ID	Sample Date	Result \1	Units	Duplicate Match
			OU5-CTA-1C-3706FR-(120,100)	11/29/2001	12.9 K	mg/kg	
			OU5-CTA-1C-3706FR-(120,20)	11/29/2001	9.2 K	mg/kg	
			OU5-CTA-1C-3706FR-(120,40)	11/29/2001	19.2 K	mg/kg	
			OU5-CTA-1C-3706FR-(120,60)	11/29/2001	10.3 K	mg/kg	
			OU5-CTA-1C-3706FR-(120,80)	11/29/2001	27.3 K	mg/kg	
			OU5-CTA-1C-3706FR-(140,100)	11/29/2001	10.1 K	mg/kg	
			OU5-CTA-1C-3706FR-(140,60)	11/29/2001	19.2 K	mg/kg	
			OU5-CTA-1C-3706FR-(140,80)	11/29/2001	25.1 K	mg/kg	
			OU5-CTA-1C-3706FR-(160,80)	11/29/2001	13.6 K	mg/kg	
			OU5-CTA-1C-3706FR-(20,80)	11/29/2001	2.9 JK	mg/kg	
			OU5-CTA-1C-3706FR-(40,100)	11/29/2001	42.2 K	mg/kg	
			OU5-CTA-1C-3706FR-(40,120)	11/29/2001	16.6 K	mg/kg	
			OU5-CTA-1C-3706FR-(40,140)	11/29/2001	15.8 K	mg/kg	
			OU5-CTA-1C-3706FR-(40,60)	11/29/2001	16.4 K	mg/kg	
			OU5-CTA-1C-3706FR-(40,80)	11/29/2001	14.8 K	mg/kg	
			OU5-CTA-1C-3706FR-(60,100)	11/29/2001	10.8 K	mg/kg	
			OU5-CTA-1C-3706FR-(60,120)	11/29/2001	31.1 K	mg/kg	
			OU5-CTA-1C-3706FR-(60,140)	11/29/2001	27 K	mg/kg	
			OU5-CTA-1C-3706FR-(60,60)	11/29/2001	34.2 K	mg/kg	
			OU5-CTA-1C-3706FR-(60,80)	11/29/2001	17.8 K	mg/kg	
			OU5-CTA-1C-3706FR-(80,100)	11/29/2001	20.7 K	mg/kg	
			OU5-CTA-1C-3706FR-(80,120)	11/29/2001	10.9 K	mg/kg	
			OU5-CTA-1C-3706FR-(80,140)	11/29/2001	11.6 K	mg/kg	
			OU5-CTA-1C-3706FR-(80,40)	11/29/2001	9.7 K	mg/kg	
			OU5-CTA-1C-3706FR-(80,60)	11/29/2001	19.4 K	mg/kg	
			OU5-CTA-1C-3706FR-(80,80)	11/29/2001	22.7 K	mg/kg	
			OU5-CTA-1C-3706FR-DUP01	11/29/2001	30.4 K	mg/kg	OU5-CTA-1C-3706FR-(60,120)
			OU5-CTA-1C-3706FR-DUP02	11/29/2001	14.4 K	mg/kg	OU5-CTA-1C-3706FR-(100,100)
CSA	**10**	**3709 Corey Place**					
			OU5-CSA-10-3709CP-(100,100)	9/28/2001	4.1	mg/kg	
			OU5-CSA-10-3709CP-(100,120)	9/28/2001	2.5	mg/kg	
			OU5-CSA-10-3709CP-(100,60)	9/28/2001	9.9	mg/kg	
			OU5-CSA-10-3709CP-(100,80)	9/28/2001	25.9	mg/kg	
			OU5-CSA-10-3709CP-(120,100)	9/28/2001	3.7	mg/kg	
			OU5-CSA-10-3709CP-(120,80)	9/28/2001	4.6	mg/kg	
			OU5-CSA-10-3709CP-(140,100)	9/28/2001	3.3	mg/kg	
			OU5-CSA-10-3709CP-(40,20)	9/28/2001	33.3	mg/kg	
			OU5-CSA-10-3709CP-(40,40)	9/28/2001	45.6	mg/kg	
			OU5-CSA-10-3709CP-(40,60)	9/28/2001	335	mg/kg	

Area	Group	Address	Sample ID	Sample Date	Result \1	Units	Duplicate Match
			OU5-CSA-10-3709CP-(40,80)	9/28/2001	17.5	mg/kg	
			OU5-CSA-10-3709CP-(60,100)	9/28/2001	15.2	mg/kg	
			OU5-CSA-10-3709CP-(60,120)	9/28/2001	6.7	mg/kg	
			OU5-CSA-10-3709CP-(60,140)	9/28/2001	2 J	mg/kg	
			OU5-CSA-10-3709CP-(60,20)	9/28/2001	12.9	mg/kg	
			OU5-CSA-10-3709CP-(60,40)	9/28/2001	47.5	mg/kg	
			OU5-CSA-10-3709CP-(60,60)	9/28/2001	5.9	mg/kg	
			OU5-CSA-10-3709CP-(60,80)	9/28/2001	3.9	mg/kg	
			OU5-CSA-10-3709CP-(80,100)	9/28/2001	1.8 J	mg/kg	
			OU5-CSA-10-3709CP-(80,120)	9/28/2001	2.5 J	mg/kg	
			OU5-CSA-10-3709CP-(80,40)	9/28/2001	108	mg/kg	
			OU5-CSA-10-3709CP-(80,60)	9/28/2001	8.4	mg/kg	
			OU5-CSA-10-3709CP-(80,80)	9/28/2001	25.9	mg/kg	
			OU5-CSA-10-3709CP-DUP01	9/28/2001	4	mg/kg	OU5-CSA-10-3709CP-(100,100)
			OU5-CSA-10-3709CP-SB1	9/24/2001	2.8	mg/kg	
			OU5-CSA-10-3709CP-SB2	9/24/2001	3.6	mg/kg	
			OU5-CSA-10-3709CP-SB3	9/24/2001	6.5	mg/kg	
			OU5-CSA-10-3709CP-SB4	9/24/2001	3.5	mg/kg	
			OU5-CSA-10-3709CP-SB5	9/24/2001	2.8	mg/kg	
			OU5-CSA-10-3709CP-SB6	9/24/2001	1.5 J	mg/kg	
			OU5-CSA-10-3709CP-SB7	9/24/2001	1.9 J	mg/kg	
			OU5-CSA-10-3709CP-SB8	9/24/2001	1.6 J	mg/kg	
			OU5-CSA-10-3709CP-SB9	9/24/2001	3.6 J	mg/kg	
CSA	**11**	**3717 Fordham Road**					
			OU5-CSA-11-3717FR-(100,100)	1/14/2002	2.1 J	mg/kg	
			OU5-CSA-11-3717FR-(100,120)	1/14/2002	2.4	mg/kg	
			OU5-CSA-11-3717FR-(100,140)	1/14/2002	4.1	mg/kg	
			OU5-CSA-11-3717FR-(100,160)	1/14/2002	2.4 J	mg/kg	
			OU5-CSA-11-3717FR-(100,180)	1/14/2002	9.4	mg/kg	
			OU5-CSA-11-3717FR-(100,40)	1/14/2002	36.6	mg/kg	
			OU5-CSA-11-3717FR-(100,60)	1/14/2002	41.4	mg/kg	
			OU5-CSA-11-3717FR-(100,80)	1/14/2002	2.9	mg/kg	
			OU5-CSA-11-3717FR-(120,100)	1/14/2002	2.2	mg/kg	
			OU5-CSA-11-3717FR-(120,120)	1/14/2002	5.8	mg/kg	
			OU5-CSA-11-3717FR-(120,140)	1/14/2002	3	mg/kg	
			OU5-CSA-11-3717FR-(120,160)	1/14/2002	4.5	mg/kg	
			OU5-CSA-11-3717FR-(120,180)	1/14/2002	3.9	mg/kg	
			OU5-CSA-11-3717FR-(120,200)	1/14/2002	2.9	mg/kg	
			OU5-CSA-11-3717FR-(120,60)	1/14/2002	3.9	mg/kg	

Area	Group	Address	Sample ID	Sample Date	Result \1	Units	Duplicate Match
			OU5-CSA-11-3717FR-(120,80)	1/14/2002	2.3 J	mg/kg	
			OU5-CSA-11-3717FR-(140,100)	1/14/2002	2.3	mg/kg	
			OU5-CSA-11-3717FR-(140,120)	1/14/2002	4.1	mg/kg	
			OU5-CSA-11-3717FR-(140,140)	1/14/2002	3.2	mg/kg	
			OU5-CSA-11-3717FR-(140,160)	1/14/2002	3.6	mg/kg	
			OU5-CSA-11-3717FR-(140,180)	1/14/2002	3.4	mg/kg	
			OU5-CSA-11-3717FR-(140,200)	1/14/2002	2.2	mg/kg	
			OU5-CSA-11-3717FR-(140,220)	1/14/2002	3.1	mg/kg	
			OU5-CSA-11-3717FR-(140,80)	1/14/2002	3.7	mg/kg	
			OU5-CSA-11-3717FR-(160,120)	1/14/2002	3.7	mg/kg	
			OU5-CSA-11-3717FR-(160,140)	1/14/2002	4.8	mg/kg	
			OU5-CSA-11-3717FR-(160,160)	1/14/2002	3.7	mg/kg	
			OU5-CSA-11-3717FR-(160,180)	1/14/2002	4.4	mg/kg	
			OU5-CSA-11-3717FR-(160,200)	1/14/2002	3.8	mg/kg	
			OU5-CSA-11-3717FR-(160,220)	1/14/2002	4.1	mg/kg	
			OU5-CSA-11-3717FR-(160,240)	1/14/2002	4.1	mg/kg	
			OU5-CSA-11-3717FR-(20,40)	1/14/2002	27.7	mg/kg	
			OU5-CSA-11-3717FR-(20,60)	1/14/2002	64.7	mg/kg	
			OU5-CSA-11-3717FR-(40,100)	1/14/2002	8.4	mg/kg	
			OU5-CSA-11-3717FR-(40,20)	1/14/2002	17.1	mg/kg	
			OU5-CSA-11-3717FR-(40,40)	1/14/2002	17.8	mg/kg	
			OU5-CSA-11-3717FR-(40,60)	1/14/2002	23.6	mg/kg	
			OU5-CSA-11-3717FR-(40,80)	1/14/2002	8.6	mg/kg	
			OU5-CSA-11-3717FR-(60,100)	1/14/2002	2.8	mg/kg	
			OU5-CSA-11-3717FR-(60,120)	1/14/2002	3.6	mg/kg	
			OU5-CSA-11-3717FR-(60,20)	1/14/2002	37.1	mg/kg	
			OU5-CSA-11-3717FR-(60,40)	1/14/2002	5.3	mg/kg	
			OU5-CSA-11-3717FR-(60,60)	1/14/2002	4.4	mg/kg	
			OU5-CSA-11-3717FR-(60,80)	1/14/2002	5.9	mg/kg	
			OU5-CSA-11-3717FR-(80,100)	1/14/2002	3.3	mg/kg	
			OU5-CSA-11-3717FR-(80,120)	1/14/2002	2.5	mg/kg	
			OU5-CSA-11-3717FR-(80,140)	1/14/2002	3.2	mg/kg	
			OU5-CSA-11-3717FR-(80,160)	1/14/2002	3	mg/kg	
			OU5-CSA-11-3717FR-(80,20)	1/14/2002	26.6	mg/kg	
			OU5-CSA-11-3717FR-(80,40)	1/14/2002	3.3	mg/kg	
			OU5-CSA-11-3717FR-(80,60)	1/14/2002	13.4	mg/kg	
			OU5-CSA-11-3717FR-(80,80)	1/14/2002	3.7	mg/kg	
			OU5-CSA-11-3717FR-DUP01	1/14/2002	3.9	mg/kg	OU5-CSA-11-3717FR-(140,120)
			OU5-CSA-11-3717FR-DUP02	1/14/2002	2.7	mg/kg	OU5-CSA-11-3717FR-(100,120)

Area	Group	Address	Sample ID	Sample Date	Result \1	Units	Duplicate Match
			OU5-CSA-11-3717FR-DUP03	1/14/2002	3.4	mg/kg	OU5-CSA-11-3717FR-(120,160)
CTA	**1C**	**3720 Fordham Road**					
			OU5-CTA-1C-3720FR-(135,265)	2/26/2002	7.5 J	mg/kg	
			OU5-CTA-1C-3720FR-(145,255)	2/26/2002	7.2 J	mg/kg	
			OU5-CTA-1C-3720FR-(145,265)	2/26/2002	4.7 J	mg/kg	
			OU5-CTA-1C-3720FR-(145,275)	2/26/2002	8.6 J	mg/kg	
			OU5-CTA-1C-3720FR-(155,245)	2/26/2002	6.6 J	mg/kg	
			OU5-CTA-1C-3720FR-(155,255)	2/26/2002	3.5 J	mg/kg	
			OU5-CTA-1C-3720FR-(155,265)	2/26/2002	3.3 J	mg/kg	
			OU5-CTA-1C-3720FR-(155,275)	2/26/2002	4.2 J	mg/kg	
			OU5-CTA-1C-3720FR-(155,285)	2/26/2002	3.7 J	mg/kg	
			OU5-CTA-1C-3720FR-(165,235)	2/26/2002	5.4 J	mg/kg	
			OU5-CTA-1C-3720FR-(165,245)	2/26/2002	4.2 J	mg/kg	
			OU5-CTA-1C-3720FR-(165,255)	2/26/2002	2.7 J	mg/kg	
			OU5-CTA-1C-3720FR-(165,265)	2/26/2002	3.3 J	mg/kg	
			OU5-CTA-1C-3720FR-(165,275)	2/26/2002	5.2 J	mg/kg	
			OU5-CTA-1C-3720FR-(165,285)	2/26/2002	3.9 J	mg/kg	
			OU5-CTA-1C-3720FR-(165,295)	2/26/2002	4.7 J	mg/kg	
			OU5-CTA-1C-3720FR-(175,225)	2/26/2002	4.1 J	mg/kg	
			OU5-CTA-1C-3720FR-(175,235)	2/26/2002	4.5 J	mg/kg	
			OU5-CTA-1C-3720FR-(175,245)	2/26/2002	3.4 J	mg/kg	
			OU5-CTA-1C-3720FR-(175,255)	2/26/2002	3.1 J	mg/kg	
			OU5-CTA-1C-3720FR-(175,265)	2/26/2002	4.2 J	mg/kg	
			OU5-CTA-1C-3720FR-(175,275)	2/26/2002	3.3 J	mg/kg	
			OU5-CTA-1C-3720FR-(175,285)	2/26/2002	3.6 J	mg/kg	
			OU5-CTA-1C-3720FR-(175,295)	2/26/2002	5.3 J	mg/kg	
			OU5-CTA-1C-3720FR-(175,305)	2/26/2002	62 J	mg/kg	
			OU5-CTA-1C-3720FR-(185,215)	2/26/2002	5.2 J	mg/kg	
			OU5-CTA-1C-3720FR-(185,225)	2/26/2002	3.7 J	mg/kg	
			OU5-CTA-1C-3720FR-(185,235)	2/26/2002	4.1 J	mg/kg	
			OU5-CTA-1C-3720FR-(185,245)	2/26/2002	4.1 J	mg/kg	
			OU5-CTA-1C-3720FR-(185,255)	2/26/2002	3.2 J	mg/kg	
			OU5-CTA-1C-3720FR-(185,265)	2/26/2002	3.3 J	mg/kg	
			OU5-CTA-1C-3720FR-(185,275)	2/26/2002	3.7 J	mg/kg	
			OU5-CTA-1C-3720FR-(185,285)	2/26/2002	3.8 J	mg/kg	
			OU5-CTA-1C-3720FR-(185,295)	2/26/2002	5.9 J	mg/kg	
			OU5-CTA-1C-3720FR-(185,305)	2/26/2002	4.3 J	mg/kg	
			OU5-CTA-1C-3720FR-(185,315)	2/26/2002	4.7 J	mg/kg	
			OU5-CTA-1C-3720FR-(195,215)	2/26/2002	3.7 J	mg/kg	

Area	Group	Address	Sample ID	Sample Date	Result \1	Units	Duplicate Match
			OU5-CTA-1C-3720FR-(195,225)	2/26/2002	4.3 J	mg/kg	
			OU5-CTA-1C-3720FR-(195,235)	2/26/2002	5.5 J	mg/kg	
			OU5-CTA-1C-3720FR-(195,245)	2/26/2002	2.9 J	mg/kg	
			OU5-CTA-1C-3720FR-(195,255)	2/26/2002	3.2 J	mg/kg	
			OU5-CTA-1C-3720FR-(195,265)	2/26/2002	2.9 J	mg/kg	
			OU5-CTA-1C-3720FR-(195,275)	2/26/2002	1.7 J	mg/kg	
			OU5-CTA-1C-3720FR-(195,285)	2/26/2002	2.1 J	mg/kg	
			OU5-CTA-1C-3720FR-(195,305)	2/26/2002	4.1 J	mg/kg	
			OU5-CTA-1C-3720FR-(195,315)	2/26/2002	2.2 J	mg/kg	
			OU5-CTA-1C-3720FR-(195,325)	2/26/2002	3.9 J	mg/kg	
			OU5-CTA-1C-3720FR-(205,225)	2/26/2002	3.2 J	mg/kg	
			OU5-CTA-1C-3720FR-(205,235)	2/26/2002	6.1 J	mg/kg	
			OU5-CTA-1C-3720FR-(205,245)	2/26/2002	5.5 J	mg/kg	
			OU5-CTA-1C-3720FR-(205,265)	2/26/2002	2.6 J	mg/kg	
			OU5-CTA-1C-3720FR-(205,275)	2/26/2002	2.8 J	mg/kg	
			OU5-CTA-1C-3720FR-(205,305)	2/26/2002	5.3 J	mg/kg	
			OU5-CTA-1C-3720FR-(205,315)	2/26/2002	4.2 J	mg/kg	
			OU5-CTA-1C-3720FR-(205,325)	2/26/2002	4.9 J	mg/kg	
			OU5-CTA-1C-3720FR-(205,335)	2/26/2002	4.9 J	mg/kg	
			OU5-CTA-1C-3720FR-(215,225)	2/26/2002	107 J	mg/kg	
			OU5-CTA-1C-3720FR-(215,235)	2/26/2002	9 J	mg/kg	
			OU5-CTA-1C-3720FR-(215,255)	2/26/2002	3.9 J	mg/kg	
			OU5-CTA-1C-3720FR-(215,265)	2/26/2002	3.3 J	mg/kg	
			OU5-CTA-1C-3720FR-(215,305)	2/26/2002	3 J	mg/kg	
			OU5-CTA-1C-3720FR-(215,315)	2/26/2002	4.3 J	mg/kg	
			OU5-CTA-1C-3720FR-(215,325)	2/26/2002	4 J	mg/kg	
			OU5-CTA-1C-3720FR-(215,335)	2/26/2002	5.9 J	mg/kg	
			OU5-CTA-1C-3720FR-(215,345)	2/26/2002	9.5 J	mg/kg	
			OU5-CTA-1C-3720FR-(225,235)	2/26/2002	3.3 J	mg/kg	
			OU5-CTA-1C-3720FR-(225,245)	2/26/2002	2.1 J	mg/kg	
			OU5-CTA-1C-3720FR-(225,255)	2/26/2002	2.2 J	mg/kg	
			OU5-CTA-1C-3720FR-(225,295)	2/26/2002	3.3 J	mg/kg	
			OU5-CTA-1C-3720FR-(225,305)	2/26/2002	3 J	mg/kg	
			OU5-CTA-1C-3720FR-(225,315)	2/26/2002	3.6 J	mg/kg	
			OU5-CTA-1C-3720FR-(225,325)	2/26/2002	3.9 J	mg/kg	
			OU5-CTA-1C-3720FR-(225,335)	2/26/2002	3.5 J	mg/kg	
			OU5-CTA-1C-3720FR-(225,345)	2/26/2002	3.1 J	mg/kg	
			OU5-CTA-1C-3720FR-(225,355)	2/26/2002	3.4 J	mg/kg	
			OU5-CTA-1C-3720FR-(235,245)	2/26/2002	65.7 J	mg/kg	

Area	Group	Address	Sample ID	Sample Date	Result \1	Units	Duplicate Match
			OU5-CTA-1C-3720FR-(235,285)	2/26/2002	6.9 J	mg/kg	
			OU5-CTA-1C-3720FR-(235,295)	2/26/2002	2.7 J	mg/kg	
			OU5-CTA-1C-3720FR-(235,305)	2/26/2002	5.3 J	mg/kg	
			OU5-CTA-1C-3720FR-(235,315)	2/26/2002	2.8 J	mg/kg	
			OU5-CTA-1C-3720FR-(235,325)	2/26/2002	3.5 J	mg/kg	
			OU5-CTA-1C-3720FR-(235,335)	2/26/2002	2.7 J	mg/kg	
			OU5-CTA-1C-3720FR-(235,345)	2/26/2002	3.8 J	mg/kg	
			OU5-CTA-1C-3720FR-(235,355)	2/26/2002	4.4 J	mg/kg	
			OU5-CTA-1C-3720FR-(235,365)	2/26/2002	5.7 J	mg/kg	
			OU5-CTA-1C-3720FR-(245,255)	2/26/2002	6 J	mg/kg	
			OU5-CTA-1C-3720FR-(245,265)	2/26/2002	3.7 J	mg/kg	
			OU5-CTA-1C-3720FR-(245,275)	2/26/2002	6.5 J	mg/kg	
			OU5-CTA-1C-3720FR-(245,285)	2/26/2002	4.7 J	mg/kg	
			OU5-CTA-1C-3720FR-(245,295)	2/26/2002	2.7 J	mg/kg	
			OU5-CTA-1C-3720FR-(245,305)	2/26/2002	3.3 J	mg/kg	
			OU5-CTA-1C-3720FR-(245,315)	2/26/2002	3.9 J	mg/kg	
			OU5-CTA-1C-3720FR-(245,325)	2/26/2002	3.9 J	mg/kg	
			OU5-CTA-1C-3720FR-(245,335)	2/26/2002	2.7 J	mg/kg	
			OU5-CTA-1C-3720FR-(245,345)	2/26/2002	3 J	mg/kg	
			OU5-CTA-1C-3720FR-(245,355)	2/26/2002	4.2 J	mg/kg	
			OU5-CTA-1C-3720FR-(245,365)	2/26/2002	5.2 J	mg/kg	
			OU5-CTA-1C-3720FR-(255,255)	2/26/2002	6 J	mg/kg	
			OU5-CTA-1C-3720FR-(255,265)	2/26/2002	3.9 J	mg/kg	
			OU5-CTA-1C-3720FR-(255,275)	2/26/2002	3.7 J	mg/kg	
			OU5-CTA-1C-3720FR-(255,285)	2/26/2002	3.4 J	mg/kg	
			OU5-CTA-1C-3720FR-(255,295)	2/26/2002	3.1 J	mg/kg	
			OU5-CTA-1C-3720FR-(255,305)	2/26/2002	1.9 J	mg/kg	
			OU5-CTA-1C-3720FR-(255,315)	2/26/2002	3.5 J	mg/kg	
			OU5-CTA-1C-3720FR-(255,325)	2/26/2002	4.6 J	mg/kg	
			OU5-CTA-1C-3720FR-(255,335)	2/26/2002	4.3 J	mg/kg	
			OU5-CTA-1C-3720FR-(255,345)	2/26/2002	4.3 J	mg/kg	
			OU5-CTA-1C-3720FR-(255,355)	2/26/2002	3.2 J	mg/kg	
			OU5-CTA-1C-3720FR-(265,265)	2/26/2002	8.1 J	mg/kg	
			OU5-CTA-1C-3720FR-(265,275)	2/26/2002	4.6 J	mg/kg	
			OU5-CTA-1C-3720FR-(265,285)	2/26/2002	3.3 J	mg/kg	
			OU5-CTA-1C-3720FR-(265,295)	2/26/2002	2.9 J	mg/kg	
			OU5-CTA-1C-3720FR-(265,305)	2/26/2002	2.4 J	mg/kg	
			OU5-CTA-1C-3720FR-(265,315)	2/26/2002	2.9 J	mg/kg	
			OU5-CTA-1C-3720FR-(265,325)	2/26/2002	8.6 J	mg/kg	

Area	Group	Address	Sample ID	Sample Date	Result \1	Units	Duplicate Match
			OU5-CTA-1C-3720FR-(265,335)	2/26/2002	4.1 J	mg/kg	
			OU5-CTA-1C-3720FR-(275,275)	2/26/2002	4.8 J	mg/kg	
			OU5-CTA-1C-3720FR-(275,285)	2/26/2002	4.1 J	mg/kg	
			OU5-CTA-1C-3720FR-(275,295)	2/26/2002	3 J	mg/kg	
			OU5-CTA-1C-3720FR-(275,305)	2/26/2002	4.1 J	mg/kg	
			OU5-CTA-1C-3720FR-(275,315)	2/26/2002	2.7 J	mg/kg	
			OU5-CTA-1C-3720FR-(275,325)	2/26/2002	33.7 J	mg/kg	
			OU5-CTA-1C-3720FR-(285,275)	2/26/2002	8.8 J	mg/kg	
			OU5-CTA-1C-3720FR-(285,285)	2/26/2002	4.4 J	mg/kg	
			OU5-CTA-1C-3720FR-(285,295)	2/26/2002	5.1 J	mg/kg	
			OU5-CTA-1C-3720FR-(285,305)	2/26/2002	5.5 J	mg/kg	
			OU5-CTA-1C-3720FR-(295,285)	2/26/2002	8.3 J	mg/kg	
			OU5-CTA-1C-3720FR-(295,295)	2/26/2002	4.4 J	mg/kg	
			OU5-CTA-1C-3720FR-DUP01	2/26/2002	3.4 J	mg/kg	OU5-CTA-1C-3720FR-(205,265)
			OU5-CTA-1C-3720FR-DUP02	2/26/2002	3.5 J	mg/kg	OU5-CTA-1C-3720FR-(245,305)
			OU5-CTA-1C-3720FR-DUP03	2/26/2002	4.3 J	mg/kg	OU5-CTA-1C-3720FR-(265,335)
			OU5-CTA-1C-3720FR-DUP04	2/26/2002	3.3 J	mg/kg	OU5-CTA-1C-3720FR-(175,255)
			OU5-CTA-1C-3720FR-DUP05	2/26/2002	3.9 J	mg/kg	OU5-CTA-1C-3720FR-(185,305)
			OU5-CTA-1C-3720FR-DUP06	2/26/2002	4.2 J	mg/kg	OU5-CTA-1C-3720FR-(205,245)
CTA	**1B**	**3800 52nd Street**					
			OU5-CTA-1B-3800(52)-(0,140)	12/10/2001	11	mg/kg	
			OU5-CTA-1B-3800(52)-(100,100)	12/10/2001	1.6 J	mg/kg	
			OU5-CTA-1B-3800(52)-(100,120)	12/10/2001	2.7	mg/kg	
			OU5-CTA-1B-3800(52)-(100,140)	12/10/2001	2.2	mg/kg	
			OU5-CTA-1B-3800(52)-(100,160)	12/10/2001	3.3	mg/kg	
			OU5-CTA-1B-3800(52)-(100,180)	12/10/2001	2.9	mg/kg	
			OU5-CTA-1B-3800(52)-(100,20)	12/10/2001	4.9	mg/kg	
			OU5-CTA-1B-3800(52)-(100,200)	12/10/2001	4.1	mg/kg	
			OU5-CTA-1B-3800(52)-(100,40)	12/10/2001	3.3	mg/kg	
			OU5-CTA-1B-3800(52)-(100,60)	12/10/2001	2 J	mg/kg	
			OU5-CTA-1B-3800(52)-(100,80)	12/10/2001	1.8 J	mg/kg	
			OU5-CTA-1B-3800(52)-(120,120)	12/10/2001	4.4	mg/kg	
			OU5-CTA-1B-3800(52)-(120,140)	12/10/2001	2 J	mg/kg	
			OU5-CTA-1B-3800(52)-(120,160)	12/10/2001	2.6 J	mg/kg	
			OU5-CTA-1B-3800(52)-(120,180)	12/10/2001	2.8	mg/kg	
			OU5-CTA-1B-3800(52)-(120,20)	12/10/2001	1.7 J	mg/kg	
			OU5-CTA-1B-3800(52)-(120,200)	12/10/2001	1.9 J	mg/kg	
			OU5-CTA-1B-3800(52)-(120,220)	12/10/2001	1.3 J	mg/kg	
			OU5-CTA-1B-3800(52)-(120,40)	12/10/2001	3	mg/kg	

Area	Group	Address	Sample ID	Sample Date	Result \1	Units	Duplicate Match
			OU5-CTA-1B-3800(52)-(120,60)	12/10/2001	2.8	mg/kg	
			OU5-CTA-1B-3800(52)-(120,80)	12/10/2001	4.9	mg/kg	
			OU5-CTA-1B-3800(52)-(140,120)	12/10/2001	1.9 J	mg/kg	
			OU5-CTA-1B-3800(52)-(140,140)	12/10/2001	2.2 J	mg/kg	
			OU5-CTA-1B-3800(52)-(140,160)	12/10/2001	1.1 J	mg/kg	
			OU5-CTA-1B-3800(52)-(140,180)	12/10/2001	0.92 J	mg/kg	
			OU5-CTA-1B-3800(52)-(140,200)	12/10/2001	2.1 J	mg/kg	
			OU5-CTA-1B-3800(52)-(140,220)	12/10/2001	1.9 J	mg/kg	
			OU5-CTA-1B-3800(52)-(20,120)	12/10/2001	8.1	mg/kg	
			OU5-CTA-1B-3800(52)-(20,140)	12/10/2001	2.9 J	mg/kg	
			OU5-CTA-1B-3800(52)-(20,160)	12/10/2001	3 J	mg/kg	
			OU5-CTA-1B-3800(52)-(40,100)	12/10/2001	39	mg/kg	
			OU5-CTA-1B-3800(52)-(40,120)	12/10/2001	4.1	mg/kg	
			OU5-CTA-1B-3800(52)-(40,140)	12/10/2001	2.8	mg/kg	
			OU5-CTA-1B-3800(52)-(40,180)	12/10/2001	2.9 J	mg/kg	
			OU5-CTA-1B-3800(52)-(40,80)	12/10/2001	613	mg/kg	
			OU5-CTA-1B-3800(52)-(40-160)	12/10/2001	2.2 J	mg/kg	
			OU5-CTA-1B-3800(52)-(60,100)	12/10/2001	8.5	mg/kg	
			OU5-CTA-1B-3800(52)-(60,120)	12/10/2001	2.4 J	mg/kg	
			OU5-CTA-1B-3800(52)-(60,140)	12/10/2001	3.1	mg/kg	
			OU5-CTA-1B-3800(52)-(60,160)	12/10/2001	3.4	mg/kg	
			OU5-CTA-1B-3800(52)-(60,180)	12/10/2001	3	mg/kg	
			OU5-CTA-1B-3800(52)-(60,40)	12/10/2001	2.1 J	mg/kg	
			OU5-CTA-1B-3800(52)-(60,60)	12/10/2001	2.5	mg/kg	
			OU5-CTA-1B-3800(52)-(60,80)	12/10/2001	3.5	mg/kg	
			OU5-CTA-1B-3800(52)-(80,0)	12/10/2001	1.7 J	mg/kg	
			OU5-CTA-1B-3800(52)-(80,100)	12/10/2001	3	mg/kg	
			OU5-CTA-1B-3800(52)-(80,120)	12/10/2001	6.5	mg/kg	
			OU5-CTA-1B-3800(52)-(80,140)	12/10/2001	2.2 J	mg/kg	
			OU5-CTA-1B-3800(52)-(80,160)	12/10/2001	3	mg/kg	
			OU5-CTA-1B-3800(52)-(80,180)	12/10/2001	0.89 J	mg/kg	
			OU5-CTA-1B-3800(52)-(80,20)	12/10/2001	2.8	mg/kg	
			OU5-CTA-1B-3800(52)-(80,200)	12/10/2001	2.4 J	mg/kg	
			OU5-CTA-1B-3800(52)-(80,40)	12/10/2001	2.7	mg/kg	
			OU5-CTA-1B-3800(52)-(80,60)	12/10/2001	2.5	mg/kg	
			OU5-CTA-1B-3800(52)-DUP01	12/10/2001	7.8	mg/kg	OU5-CTA-1B-3800(52)-(80,120)
			OU5-CTA-1B-3800(52)-DUP02	12/10/2001	2.7	mg/kg	OU5-CTA-1B-3800(52)-(140,120)
			OU5-CTA-1B-3800(52)-DUP03	12/10/2001	21	mg/kg	OU5-CTA-1B-3800(52)-(40,100)

Area	Group	Address	Sample ID	Sample Date	Result \1	Units	Duplicate Match
CTA	1D	3806 49th Street					
			OU5-CTA-1D-3806(49)-(100,100)	1/16/2002	10.7	mg/kg	
			OU5-CTA-1D-3806(49)-(100,120)	1/16/2002	7.1	mg/kg	
			OU5-CTA-1D-3806(49)-(100,140)	1/16/2002	4.5	mg/kg	
			OU5-CTA-1D-3806(49)-(100,80)	1/16/2002	6.5	mg/kg	
			OU5-CTA-1D-3806(49)-(20,40)	1/16/2002	14.8	mg/kg	
			OU5-CTA-1D-3806(49)-(20,60)	1/16/2002	17.1	mg/kg	
			OU5-CTA-1D-3806(49)-(20,80)	1/16/2002	3.6	mg/kg	
			OU5-CTA-1D-3806(49)-(40,100)	1/16/2002	9.6	mg/kg	
			OU5-CTA-1D-3806(49)-(40,120)	1/16/2002	15.8	mg/kg	
			OU5-CTA-1D-3806(49)-(40,20)	1/16/2002	5.1	mg/kg	
			OU5-CTA-1D-3806(49)-(40,40)	1/16/2002	11.1	mg/kg	
			OU5-CTA-1D-3806(49)-(40,60)	1/16/2002	9.5	mg/kg	
			OU5-CTA-1D-3806(49)-(40,80)	1/16/2002	5.2	mg/kg	
			OU5-CTA-1D-3806(49)-(60,100)	1/16/2002	10.1	mg/kg	
			OU5-CTA-1D-3806(49)-(60,120)	1/16/2002	10.7	mg/kg	
			OU5-CTA-1D-3806(49)-(60,140)	1/16/2002	9.8	mg/kg	
			OU5-CTA-1D-3806(49)-(60,20)	1/16/2002	6.2	mg/kg	
			OU5-CTA-1D-3806(49)-(60,40)	1/16/2002	26.5	mg/kg	
			OU5-CTA-1D-3806(49)-(60,60)	1/16/2002	10.7	mg/kg	
			OU5-CTA-1D-3806(49)-(60,80)	1/16/2002	7.7	mg/kg	
			OU5-CTA-1D-3806(49)-(80,100)	1/16/2002	22.7	mg/kg	
			OU5-CTA-1D-3806(49)-(80,120)	1/16/2002	20.6	mg/kg	
			OU5-CTA-1D-3806(49)-(80,140)	1/16/2002	17.1	mg/kg	
			OU5-CTA-1D-3806(49)-(80,40)	1/16/2002	17.2	mg/kg	
			OU5-CTA-1D-3806(49)-(80,80)	1/16/2002	7.3	mg/kg	
			OU5-CTA-1D-3806(49)-(80-60)	1/16/2002	8	mg/kg	
			OU5-CTA-1D-3806(49)-DUP01	1/16/2002	10	mg/kg	OU5-CTA-1D-3806(49)-(60,80)
CTA	1D	3812 48th Street					
			OU5-CTA-1D-3812(48)-(100,100)	9/10/2001	33.9 J	mg/kg	
			OU5-CTA-1D-3812(48)-(100,120)	9/10/2001	89.5 J	mg/kg	
			OU5-CTA-1D-3812(48)-(100,140)	9/10/2001	29.4 J	mg/kg	
			OU5-CTA-1D-3812(48)-(100,160)	9/10/2001	7.8 J	mg/kg	
			OU5-CTA-1D-3812(48)-(100,40)	9/10/2001	9 J	mg/kg	
			OU5-CTA-1D-3812(48)-(100,60)	9/10/2001	22.5 J	mg/kg	
			OU5-CTA-1D-3812(48)-(100,80)	9/10/2001	33.2 J	mg/kg	
			OU5-CTA-1D-3812(48)-(120,100)	9/10/2001	27.5 J	mg/kg	
			OU5-CTA-1D-3812(48)-(120,120)	9/10/2001	57.4 J	mg/kg	

Area	Group	Address	Sample ID	Sample Date	Result \1	Units	Duplicate Match
			OU5-CTA-1D-3812(48)-(120,140)	9/10/2001	18.4 J	mg/kg	
			OU5-CTA-1D-3812(48)-(120,80)	9/10/2001	30.1 J	mg/kg	
			OU5-CTA-1D-3812(48)-(20,40)	9/10/2001	2.5 J	mg/kg	
			OU5-CTA-1D-3812(48)-(40,100)	9/10/2001	6.2 J	mg/kg	
			OU5-CTA-1D-3812(48)-(40,40)	9/10/2001	5.7 J	mg/kg	
			OU5-CTA-1D-3812(48)-(40,60)	9/10/2001	83.8 J	mg/kg	
			OU5-CTA-1D-3812(48)-(40,80)	9/10/2001	5.3 J	mg/kg	
			OU5-CTA-1D-3812(48)-(60,100)	9/10/2001	87.2 J	mg/kg	
			OU5-CTA-1D-3812(48)-(60,120)	9/10/2001	13.9 J	mg/kg	
			OU5-CTA-1D-3812(48)-(60,140)	9/10/2001	15 J	mg/kg	
			OU5-CTA-1D-3812(48)-(60,20)	9/10/2001	52.1 J	mg/kg	
			OU5-CTA-1D-3812(48)-(60,40)	9/10/2001	59.1 J	mg/kg	
			OU5-CTA-1D-3812(48)-(60,60)	9/10/2001	51.8 J	mg/kg	
			OU5-CTA-1D-3812(48)-(60,80)	9/10/2001	4.2 J	mg/kg	
			OU5-CTA-1D-3812(48)-(80,100)	9/10/2001	8.6 J	mg/kg	
			OU5-CTA-1D-3812(48)-(80,120)	9/10/2001	14.9 J	mg/kg	
			OU5-CTA-1D-3812(48)-(80,140)	9/10/2001	8.5 J	mg/kg	
			OU5-CTA-1D-3812(48)-(80,160)	9/10/2001	9.6 J	mg/kg	
			OU5-CTA-1D-3812(48)-(80,20)	9/10/2001	29.2 J	mg/kg	
			OU5-CTA-1D-3812(48)-(80,40)	9/10/2001	56.8 J	mg/kg	
			OU5-CTA-1D-3812(48)-(80,60)	9/10/2001	10.5 J	mg/kg	
			OU5-CTA-1D-3812(48)-DUP01	9/10/2001	11.8 J	mg/kg	OU5-CTA-1D-3812(48)-(80,60)
			OU5-CTA-1D-3812(48)-DUP02	9/10/2001	5.1 J	mg/kg	OU5-CTA-1D-3812(48)-(40,40)
CTA	***1D***	***3816 48th Street***					
			OU5-CTA-1D-3816(48)-(100,100)	12/14/2001	9	mg/kg	
			OU5-CTA-1D-3816(48)-(100,20)	12/14/2001	51.1	mg/kg	
			OU5-CTA-1D-3816(48)-(100,40)	12/14/2001	31.9	mg/kg	
			OU5-CTA-1D-3816(48)-(100,60)	12/14/2001	11.6	mg/kg	
			OU5-CTA-1D-3816(48)-(100,80)	12/14/2001	20	mg/kg	
			OU5-CTA-1D-3816(48)-(120,100)	12/14/2001	7.9	mg/kg	
			OU5-CTA-1D-3816(48)-(120,40)	12/14/2001	39.8	mg/kg	
			OU5-CTA-1D-3816(48)-(120,60)	12/14/2001	12.4	mg/kg	
			OU5-CTA-1D-3816(48)-(120,80)	12/14/2001	6.8	mg/kg	
			OU5-CTA-1D-3816(48)-(140,100)	12/14/2001	8.2	mg/kg	
			OU5-CTA-1D-3816(48)-(140,40)	12/14/2001	19.7	mg/kg	
			OU5-CTA-1D-3816(48)-(140,60)	12/14/2001	17.6	mg/kg	
			OU5-CTA-1D-3816(48)-(140,80)	12/14/2001	9.2	mg/kg	
			OU5-CTA-1D-3816(48)-(160,40)	12/14/2001	7.3	mg/kg	
			OU5-CTA-1D-3816(48)-(160,60)	12/14/2001	15.9	mg/kg	

Area	Group	Address	Sample ID	Sample Date	Result \1	Units	Duplicate Match
			OU5-CTA-1D-3816(48)-(20,20)	12/14/2001	24.8	mg/kg	
			OU5-CTA-1D-3816(48)-(20,40)	12/14/2001	56.4	mg/kg	
			OU5-CTA-1D-3816(48)-(20,60)	12/14/2001	8.4	mg/kg	
			OU5-CTA-1D-3816(48)-(40,0)	12/14/2001	24.1	mg/kg	
			OU5-CTA-1D-3816(48)-(40,20)	12/14/2001	19.6	mg/kg	
			OU5-CTA-1D-3816(48)-(40,40)	12/14/2001	17.1	mg/kg	
			OU5-CTA-1D-3816(48)-(40,60)	12/14/2001	25.9	mg/kg	
			OU5-CTA-1D-3816(48)-(40,80)	12/14/2001	6.8	mg/kg	
			OU5-CTA-1D-3816(48)-(60,20)	12/14/2001	7.7	mg/kg	
			OU5-CTA-1D-3816(48)-(60,40)	12/14/2001	18.3	mg/kg	
			OU5-CTA-1D-3816(48)-(60,60)	12/14/2001	13.9	mg/kg	
			OU5-CTA-1D-3816(48)-(60,80)	12/14/2001	29.1	mg/kg	
			OU5-CTA-1D-3816(48)-(80,20)	12/14/2001	33.8	mg/kg	
			OU5-CTA-1D-3816(48)-(80,40)	12/14/2001	43	mg/kg	
			OU5-CTA-1D-3816(48)-(80,80)	12/14/2001	10.7	mg/kg	
			OU5-CTA-1D-3816(48)-DUP01	12/14/2001	52.8	mg/kg	OU5-CTA-1D-3816(48)-(20,40)
			OU5-CTA-1D-3816(48)-DUP02	12/14/2001	4.8	mg/kg	OU5-CTA-1D-3816(48)-(120,80)
CTA	***1D***	***3816 49th Street***					
			OU5-CTA-1D-3816(49)-(100,100)	12/20/2001	2.8 J	mg/kg	
			OU5-CTA-1D-3816(49)-(100,120)	12/20/2001	3.4	mg/kg	
			OU5-CTA-1D-3816(49)-(100,140)	12/20/2001	3.2 J	mg/kg	
			OU5-CTA-1D-3816(49)-(20,40)	12/20/2001	3.3	mg/kg	
			OU5-CTA-1D-3816(49)-(20,60)	12/20/2001	16.5	mg/kg	
			OU5-CTA-1D-3816(49)-(20,80)	12/20/2001	5.2	mg/kg	
			OU5-CTA-1D-3816(49)-(40,100)	12/20/2001	0.62 J	mg/kg	
			OU5-CTA-1D-3816(49)-(40,120)	12/20/2001	16.3	mg/kg	
			OU5-CTA-1D-3816(49)-(40,20)	12/20/2001	5.3	mg/kg	
			OU5-CTA-1D-3816(49)-(40,40)	12/20/2001	3.6	mg/kg	
			OU5-CTA-1D-3816(49)-(40,60)	12/20/2001	29.6	mg/kg	
			OU5-CTA-1D-3816(49)-(40,80)	12/20/2001	6.2	mg/kg	
			OU5-CTA-1D-3816(49)-(60,100)	12/20/2001	3.3 J	mg/kg	
			OU5-CTA-1D-3816(49)-(60,120)	12/20/2001	2.7 J	mg/kg	
			OU5-CTA-1D-3816(49)-(60,140)	12/20/2001	4.5	mg/kg	
			OU5-CTA-1D-3816(49)-(60,160)	12/20/2001	39.9	mg/kg	
			OU5-CTA-1D-3816(49)-(60,20)	12/20/2001	7.4	mg/kg	
			OU5-CTA-1D-3816(49)-(60,40)	12/20/2001	13.1	mg/kg	
			OU5-CTA-1D-3816(49)-(60,60)	12/20/2001	6.3	mg/kg	
			OU5-CTA-1D-3816(49)-(80,100)	12/20/2001	4.3	mg/kg	
			OU5-CTA-1D-3816(49)-(80,120)	12/20/2001	3.6	mg/kg	

Area	Group	Address	Sample ID	Sample Date	Result \1	Units	Duplicate Match
			OU5-CTA-1D-3816(49)-(80,140)	12/20/2001	2 J	mg/kg	
			OU5-CTA-1D-3816(49)-(80,40)	12/20/2001	4.9	mg/kg	
			OU5-CTA-1D-3816(49)-(80,60)	12/20/2001	22	mg/kg	
			OU5-CTA-1D-3816(49)-(80,80)	12/20/2001	3 J	mg/kg	
			OU5-CTA-1D-3816(49)-DUP01	12/20/2001	29.6	mg/kg	OU5-CTA-1D-3816(49)-(40,60)
CTA	**1C**	**3822 Fordham Road**					
			OU5-CTA-1C-3822FR-(100,100)	1/8/2002	4.4	mg/kg	
			OU5-CTA-1C-3822FR-(100,120)	1/8/2002	4.1	mg/kg	
			OU5-CTA-1C-3822FR-(100,140)	1/8/2002	5	mg/kg	
			OU5-CTA-1C-3822FR-(100,20)	1/8/2002	4	mg/kg	
			OU5-CTA-1C-3822FR-(100,40)	1/8/2002	7.1	mg/kg	
			OU5-CTA-1C-3822FR-(100,60)	1/8/2002	16.9	mg/kg	
			OU5-CTA-1C-3822FR-(100,80)	1/8/2002	3.1	mg/kg	
			OU5-CTA-1C-3822FR-(120,100)	1/8/2002	4.1	mg/kg	
			OU5-CTA-1C-3822FR-(120,120)	1/8/2002	5.1	mg/kg	
			OU5-CTA-1C-3822FR-(120,140)	1/8/2002	6.1	mg/kg	
			OU5-CTA-1C-3822FR-(120,20)	1/8/2002	3.6	mg/kg	
			OU5-CTA-1C-3822FR-(120,40)	1/8/2002	6.6	mg/kg	
			OU5-CTA-1C-3822FR-(120,60)	1/8/2002	8.4	mg/kg	
			OU5-CTA-1C-3822FR-(120,80)	1/8/2002	7.9	mg/kg	
			OU5-CTA-1C-3822FR-(140,100)	1/8/2002	6.4	mg/kg	
			OU5-CTA-1C-3822FR-(140,120)	1/8/2002	4.5	mg/kg	
			OU5-CTA-1C-3822FR-(140,40)	1/8/2002	6.5	mg/kg	
			OU5-CTA-1C-3822FR-(140,60)	1/8/2002	6.6	mg/kg	
			OU5-CTA-1C-3822FR-(140,80)	1/8/2002	5.9	mg/kg	
			OU5-CTA-1C-3822FR-(160,100)	1/8/2002	6.9	mg/kg	
			OU5-CTA-1C-3822FR-(160,120)	1/8/2002	5.9	mg/kg	
			OU5-CTA-1C-3822FR-(20,100)	1/8/2002	5.6	mg/kg	
			OU5-CTA-1C-3822FR-(20,60)	1/8/2002	5.4	mg/kg	
			OU5-CTA-1C-3822FR-(20,80)	1/8/2002	5.9	mg/kg	
			OU5-CTA-1C-3822FR-(40,100)	1/8/2002	6.4	mg/kg	
			OU5-CTA-1C-3822FR-(40,120)	1/8/2002	13.3	mg/kg	
			OU5-CTA-1C-3822FR-(40,140)	1/8/2002	14.2	mg/kg	
			OU5-CTA-1C-3822FR-(40,60)	1/8/2002	11.9	mg/kg	
			OU5-CTA-1C-3822FR-(40,80)	1/8/2002	7.7	mg/kg	
			OU5-CTA-1C-3822FR-(60,100)	1/8/2002	4.7	mg/kg	
			OU5-CTA-1C-3822FR-(60,120)	1/8/2002	13.6	mg/kg	
			OU5-CTA-1C-3822FR-(60,140)	1/8/2002	3.8	mg/kg	
			OU5-CTA-1C-3822FR-(60,40)	1/8/2002	7.6	mg/kg	

Area	Group	Address	Sample ID	Sample Date	Result \1	Units	Duplicate Match
			OU5-CTA-1C-3822FR-(60,60)	1/8/2002	11.7	mg/kg	
			OU5-CTA-1C-3822FR-(60,80)	1/8/2002	4.3	mg/kg	
			OU5-CTA-1C-3822FR-(80,100)	1/8/2002	5.8	mg/kg	
			OU5-CTA-1C-3822FR-(80,140)	1/8/2002	5.4	mg/kg	
			OU5-CTA-1C-3822FR-(80,40)	1/8/2002	6.6	mg/kg	
			OU5-CTA-1C-3822FR-(80,60)	1/8/2002	8.4	mg/kg	
			OU5-CTA-1C-3822FR-(80,80)	1/8/2002	6.3	mg/kg	
			OU5-CTA-1C-3822FR-DUP01	1/8/2002	6.1	mg/kg	OU5-CTA-1C-3822FR-(80,140)
			OU5-CTA-1C-3822FR-DUP02	1/8/2002	8.4	mg/kg	OU5-CTA-1C-3822FR-(80,60)
CSA	***7***	***3900 Nebraska Avenue, Lot 16***					
			OU5-CSA-7-L16-(100,140)	2/8/2002	2.5	mg/kg	
			OU5-CSA-7-L16-(100,20)	2/8/2002	4.4	mg/kg	
			OU5-CSA-7-L16-(100,40)	2/8/2002	5.8	mg/kg	
			OU5-CSA-7-L16-(100,60)	2/8/2002	5.5	mg/kg	
			OU5-CSA-7-L16-(100,80)	2/8/2002	3.7	mg/kg	
			OU5-CSA-7-L16-(120,100)	2/8/2002	3.7	mg/kg	
			OU5-CSA-7-L16-(120,120)	2/8/2002	2.8	mg/kg	
			OU5-CSA-7-L16-(120,140)	2/8/2002	2.1	mg/kg	
			OU5-CSA-7-L16-(120,20)	2/8/2002	5	mg/kg	
			OU5-CSA-7-L16-(120,40)	2/8/2002	4.7	mg/kg	
			OU5-CSA-7-L16-(120,60)	2/8/2002	5.1	mg/kg	
			OU5-CSA-7-L16-(120,80)	2/8/2002	5.4	mg/kg	
			OU5-CSA-7-L16-(140,100)	2/8/2002	8.5	mg/kg	
			OU5-CSA-7-L16-(140,120)	2/8/2002	4.3	mg/kg	
			OU5-CSA-7-L16-(140,140)	2/8/2002	5.9	mg/kg	
			OU5-CSA-7-L16-(140,20)	2/8/2002	4.6	mg/kg	
			OU5-CSA-7-L16-(140,40)	2/8/2002	5.2	mg/kg	
			OU5-CSA-7-L16-(140,60)	2/8/2002	4.7	mg/kg	
			OU5-CSA-7-L16-(140,80)	2/8/2002	6.2	mg/kg	
			OU5-CSA-7-L16-(160,100)	2/8/2002	5.1	mg/kg	
			OU5-CSA-7-L16-(160,120)	2/8/2002	5.8	mg/kg	
			OU5-CSA-7-L16-(160,40)	2/8/2002	4.1	mg/kg	
			OU5-CSA-7-L16-(160,60)	2/8/2002	5.4	mg/kg	
			OU5-CSA-7-L16-(160,80)	2/8/2002	4.8	mg/kg	
			OU5-CSA-7-L16-(180,100)	2/8/2002	5.7	mg/kg	
			OU5-CSA-7-L16-(180,120)	2/8/2002	4.6	mg/kg	
			OU5-CSA-7-L16-(180,40)	2/8/2002	5	mg/kg	
			OU5-CSA-7-L16-(180,60)	2/8/2002	3.7	mg/kg	
			OU5-CSA-7-L16-(180,80)	2/8/2002	5	mg/kg	

Area	Group	Address	Sample ID	Sample Date	Result \1	Units	Duplicate Match
			OU5-CSA-7-L16-(20,140)	2/8/2002	5.3	mg/kg	
			OU5-CSA-7-L16-(20,160)	2/8/2002	6	mg/kg	
			OU5-CSA-7-L16-(20,180)	2/8/2002	7.6	mg/kg	
			OU5-CSA-7-L16-(200,100)	2/8/2002	4.4	mg/kg	
			OU5-CSA-7-L16-(200,120)	2/8/2002	4.8	mg/kg	
			OU5-CSA-7-L16-(200,40)	2/8/2002	5.1	mg/kg	
			OU5-CSA-7-L16-(200,60)	2/8/2002	4.1	mg/kg	
			OU5-CSA-7-L16-(200,80)	2/8/2002	6	mg/kg	
			OU5-CSA-7-L16-(220,100)	2/8/2002	5.6	mg/kg	
			OU5-CSA-7-L16-(220,60)	2/8/2002	5.4	mg/kg	
			OU5-CSA-7-L16-(220,80)	2/8/2002	6.3	mg/kg	
			OU5-CSA-7-L16-(240,100)	2/8/2002	5.6	mg/kg	
			OU5-CSA-7-L16-(240,60)	2/8/2002	5.4	mg/kg	
			OU5-CSA-7-L16-(240,80)	2/8/2002	5.5	mg/kg	
			OU5-CSA-7-L16-(40,120)	2/8/2002	4.5	mg/kg	
			OU5-CSA-7-L16-(40,140)	2/8/2002	4.9	mg/kg	
			OU5-CSA-7-L16-(40,160)	2/8/2002	4.8	mg/kg	
			OU5-CSA-7-L16-(40,180)	2/8/2002	6.6	mg/kg	
			OU5-CSA-7-L16-(60,160)	2/8/2002	4.1	mg/kg	
			OU5-CSA-7-L16-(60,60)	2/8/2002	6.1	mg/kg	
			OU5-CSA-7-L16-(80,160)	2/8/2002	4.5	mg/kg	
			OU5-CSA-7-L16-(80,20)	2/8/2002	6.7	mg/kg	
			OU5-CSA-7-L16-(80,40)	2/8/2002	4.7	mg/kg	
			OU5-CSA-7-L16-(80,60)	2/8/2002	3	mg/kg	
			OU5-CSA-7-L16-DUP01	2/8/2002	4.5	mg/kg	OU5-CSA-7-L16-(160,100)
			OU5-CSA-7-L16-DUP02	2/8/2002	4.8	mg/kg	OU5-CSA-7-L16-(140,60)
			OU5-CSA-7-L16-DUP03	2/8/2002	6.6	mg/kg	OU5-CSA-7-L16-(20,140)
			OU5-CSA-7-L16-SB1	7/2/2002	4.1	mg/kg	
CTA	**1D**	**3933 Fordham Road**					
			OU5-CTA-1D-3933FR-(100,100)	10/17/2001	4.5	mg/kg	
			OU5-CTA-1D-3933FR-(100,160)	10/17/2001	4.8	mg/kg	
			OU5-CTA-1D-3933FR-(100,20)	10/17/2001	30.5	mg/kg	
			OU5-CTA-1D-3933FR-(100,200)	10/17/2001	10.5	mg/kg	
			OU5-CTA-1D-3933FR-(100,60)	10/17/2001	10.8	mg/kg	
			OU5-CTA-1D-3933FR-(100,80)	10/17/2001	9.9	mg/kg	
			OU5-CTA-1D-3933FR-(120,100)	10/17/2001	4.4	mg/kg	
			OU5-CTA-1D-3933FR-(120,140)	10/17/2001	3.2	mg/kg	
			OU5-CTA-1D-3933FR-(120,160)	10/17/2001	3.6	mg/kg	
			OU5-CTA-1D-3933FR-(120,180)	10/17/2001	11	mg/kg	

Area	Group	Address	Sample ID	Sample Date	Result \1	Units	Duplicate Match
			OU5-CTA-1D-3933FR-(120,20)	10/17/2001	16.6	mg/kg	
			OU5-CTA-1D-3933FR-(120,40)	10/17/2001	39.4	mg/kg	
			OU5-CTA-1D-3933FR-(120,60)	10/17/2001	5.5	mg/kg	
			OU5-CTA-1D-3933FR-(120,80)	10/17/2001	6.7	mg/kg	
			OU5-CTA-1D-3933FR-(140,120)	10/18/2001	6.4	mg/kg	
			OU5-CTA-1D-3933FR-(140,140)	10/17/2001	3.9	mg/kg	
			OU5-CTA-1D-3933FR-(140,160)	10/17/2001	7.6	mg/kg	
			OU5-CTA-1D-3933FR-(140,180)	10/17/2001	6.8	mg/kg	
			OU5-CTA-1D-3933FR-(140,40)	10/17/2001	4.3	mg/kg	
			OU5-CTA-1D-3933FR-(140,60)	10/17/2001	12.3	mg/kg	
			OU5-CTA-1D-3933FR-(160,100)	10/18/2001	4.4	mg/kg	
			OU5-CTA-1D-3933FR-(160,120)	10/17/2001	3.5	mg/kg	
			OU5-CTA-1D-3933FR-(160,140)	10/17/2001	4.8	mg/kg	
			OU5-CTA-1D-3933FR-(160,160)	10/17/2001	13.8	mg/kg	
			OU5-CTA-1D-3933FR-(160,80)	10/17/2001	3.4	mg/kg	
			OU5-CTA-1D-3933FR-(180,120)	10/17/2001	6.2	mg/kg	
			OU5-CTA-1D-3933FR-(180,140)	10/17/2001	8.3	mg/kg	
			OU5-CTA-1D-3933FR-(20,60)	10/17/2001	28.7	mg/kg	
			OU5-CTA-1D-3933FR-(40,100)	10/17/2001	25.7	mg/kg	
			OU5-CTA-1D-3933FR-(40,60)	10/17/2001	18.8	mg/kg	
			OU5-CTA-1D-3933FR-(40,80)	10/17/2001	13.6	mg/kg	
			OU5-CTA-1D-3933FR-(60,100)	10/17/2001	5.5	mg/kg	
			OU5-CTA-1D-3933FR-(60,120)	10/17/2001	9.4	mg/kg	
			OU5-CTA-1D-3933FR-(60,40)	10/17/2001	13.4	mg/kg	
			OU5-CTA-1D-3933FR-(60,60)	10/17/2001	6.8	mg/kg	
			OU5-CTA-1D-3933FR-(60,80)	10/17/2001	18.8	mg/kg	
			OU5-CTA-1D-3933FR-(80,120)	10/17/2001	6.7	mg/kg	
			OU5-CTA-1D-3933FR-(80,140)	10/17/2001	30.8	mg/kg	
			OU5-CTA-1D-3933FR-(80,160)	10/17/2001	6.5	mg/kg	
			OU5-CTA-1D-3933FR-(80,40)	10/17/2001	52.1	mg/kg	
			OU5-CTA-1D-3933FR-(80,60)	10/17/2001	53.6	mg/kg	
			OU5-CTA-1D-3933FR-(80,80)	10/17/2001	24.7	mg/kg	
CTA	**1C**	**3940 Fordham Road**					
			OU5-CTA-1C-3940FR-(0,140)	1/15/2002	4.2	mg/kg	
			OU5-CTA-1C-3940FR-(100,100)	1/15/2002	4.5	mg/kg	
			OU5-CTA-1C-3940FR-(100,120)	1/15/2002	4.5	mg/kg	
			OU5-CTA-1C-3940FR-(100,140)	1/15/2002	3.8	mg/kg	
			OU5-CTA-1C-3940FR-(100,160)	1/15/2002	2.4 J	mg/kg	
			OU5-CTA-1C-3940FR-(100,180)	1/15/2002	3.6	mg/kg	

Area	Group	Address	Sample ID	Sample Date	Result \1	Units	Duplicate Match
			OU5-CTA-1C-3940FR-(100,200)	1/15/2002	3.4	mg/kg	
			OU5-CTA-1C-3940FR-(100,220)	1/15/2002	4.4	mg/kg	
			OU5-CTA-1C-3940FR-(100,240)	1/15/2002	3.4	mg/kg	
			OU5-CTA-1C-3940FR-(100,260)	1/15/2002	2.7	mg/kg	
			OU5-CTA-1C-3940FR-(100,80)	1/15/2002	10	mg/kg	
			OU5-CTA-1C-3940FR-(120,100)	1/15/2002	3.5	mg/kg	
			OU5-CTA-1C-3940FR-(120,120)	1/15/2002	3	mg/kg	
			OU5-CTA-1C-3940FR-(120,140)	1/15/2002	3.3	mg/kg	
			OU5-CTA-1C-3940FR-(120,180)	1/15/2002	4.4	mg/kg	
			OU5-CTA-1C-3940FR-(120,200)	1/15/2002	3.2	mg/kg	
			OU5-CTA-1C-3940FR-(120,220)	1/15/2002	3.8	mg/kg	
			OU5-CTA-1C-3940FR-(120,240)	1/15/2002	3.7	mg/kg	
			OU5-CTA-1C-3940FR-(120,60)	1/15/2002	5.6	mg/kg	
			OU5-CTA-1C-3940FR-(120,80)	1/15/2002	1.8 J	mg/kg	
			OU5-CTA-1C-3940FR-(140,100)	1/15/2002	4.2	mg/kg	
			OU5-CTA-1C-3940FR-(140,120)	1/15/2002	4.3	mg/kg	
			OU5-CTA-1C-3940FR-(140,140)	1/15/2002	3.5	mg/kg	
			OU5-CTA-1C-3940FR-(140,180)	1/15/2002	3.6	mg/kg	
			OU5-CTA-1C-3940FR-(140,200)	1/15/2002	3	mg/kg	
			OU5-CTA-1C-3940FR-(140,220)	1/15/2002	4.2	mg/kg	
			OU5-CTA-1C-3940FR-(140,240)	1/15/2002	5.1	mg/kg	
			OU5-CTA-1C-3940FR-(140,60)	1/15/2002	5.4	mg/kg	
			OU5-CTA-1C-3940FR-(140,80)	1/15/2002	3.5	mg/kg	
			OU5-CTA-1C-3940FR-(160,100)	1/15/2002	3.1	mg/kg	
			OU5-CTA-1C-3940FR-(160,120)	1/15/2002	2.7	mg/kg	
			OU5-CTA-1C-3940FR-(160,160)	1/15/2002	4.6	mg/kg	
			OU5-CTA-1C-3940FR-(160,180)	1/15/2002	4	mg/kg	
			OU5-CTA-1C-3940FR-(160,200)	1/15/2002	4	mg/kg	
			OU5-CTA-1C-3940FR-(160,220)	1/15/2002	3.1	mg/kg	
			OU5-CTA-1C-3940FR-(160,40)	1/15/2002	4.7	mg/kg	
			OU5-CTA-1C-3940FR-(160,60)	1/15/2002	3.9	mg/kg	
			OU5-CTA-1C-3940FR-(160,80)	1/15/2002	3.2	mg/kg	
			OU5-CTA-1C-3940FR-(180,100)	1/15/2002	3.9	mg/kg	
			OU5-CTA-1C-3940FR-(180,120)	1/15/2002	5.7	mg/kg	
			OU5-CTA-1C-3940FR-(180,140)	1/15/2002	4.1	mg/kg	
			OU5-CTA-1C-3940FR-(180,160)	1/15/2002	5.3	mg/kg	
			OU5-CTA-1C-3940FR-(180,180)	1/15/2002	4.2	mg/kg	
			OU5-CTA-1C-3940FR-(180,20)	1/15/2002	3.1	mg/kg	
			OU5-CTA-1C-3940FR-(180,200)	1/15/2002	4.3	mg/kg	

Area	Group	Address	Sample ID	Sample Date	Result \1	Units	Duplicate Match
			OU5-CTA-1C-3940FR-(180,220)	1/15/2002	4.1	mg/kg	
			OU5-CTA-1C-3940FR-(180,40)	1/15/2002	2.5	mg/kg	
			OU5-CTA-1C-3940FR-(180,60)	1/15/2002	3.6	mg/kg	
			OU5-CTA-1C-3940FR-(180,80)	1/15/2002	2.7	mg/kg	
			OU5-CTA-1C-3940FR-(20,120)	1/15/2002	3.2	mg/kg	
			OU5-CTA-1C-3940FR-(20,140)	1/15/2002	4.2	mg/kg	
			OU5-CTA-1C-3940FR-(20,160)	1/15/2002	3.3	mg/kg	
			OU5-CTA-1C-3940FR-(20,180)	1/15/2002	5.4	mg/kg	
			OU5-CTA-1C-3940FR-(200,100)	1/15/2002	3.1	mg/kg	
			OU5-CTA-1C-3940FR-(200,120)	1/15/2002	2.6	mg/kg	
			OU5-CTA-1C-3940FR-(200,140)	1/15/2002	9	mg/kg	
			OU5-CTA-1C-3940FR-(200,160)	1/15/2002	5.9	mg/kg	
			OU5-CTA-1C-3940FR-(200,180)	1/15/2002	3.8	mg/kg	
			OU5-CTA-1C-3940FR-(200,20)	1/15/2002	2.1	mg/kg	
			OU5-CTA-1C-3940FR-(200,200)	1/15/2002	3.9	mg/kg	
			OU5-CTA-1C-3940FR-(200,220)	1/15/2002	3.5	mg/kg	
			OU5-CTA-1C-3940FR-(200,40)	1/15/2002	4.7	mg/kg	
			OU5-CTA-1C-3940FR-(200,60)	1/15/2002	3.4	mg/kg	
			OU5-CTA-1C-3940FR-(200,80)	1/15/2002	3.4	mg/kg	
			OU5-CTA-1C-3940FR-(220,100)	1/15/2002	4.4	mg/kg	
			OU5-CTA-1C-3940FR-(220,120)	1/15/2002	2.8	mg/kg	
			OU5-CTA-1C-3940FR-(220,140)	1/15/2002	4.8	mg/kg	
			OU5-CTA-1C-3940FR-(220,160)	1/15/2002	5.6	mg/kg	
			OU5-CTA-1C-3940FR-(220,180)	1/15/2002	3.2	mg/kg	
			OU5-CTA-1C-3940FR-(220,200)	1/15/2002	5.1	mg/kg	
			OU5-CTA-1C-3940FR-(220,60)	1/15/2002	2.6	mg/kg	
			OU5-CTA-1C-3940FR-(220,80)	1/15/2002	2.2 J	mg/kg	
			OU5-CTA-1C-3940FR-(40,100)	1/15/2002	3.2	mg/kg	
			OU5-CTA-1C-3940FR-(40,120)	1/15/2002	4.8	mg/kg	
			OU5-CTA-1C-3940FR-(40,140)	1/15/2002	4	mg/kg	
			OU5-CTA-1C-3940FR-(40,160)	1/15/2002	3.8	mg/kg	
			OU5-CTA-1C-3940FR-(40,180)	1/15/2002	3.1 J	mg/kg	
			OU5-CTA-1C-3940FR-(40,200)	1/15/2002	4.5	mg/kg	
			OU5-CTA-1C-3940FR-(60,100)	1/15/2002	3	mg/kg	
			OU5-CTA-1C-3940FR-(60,120)	1/15/2002	6.2	mg/kg	
			OU5-CTA-1C-3940FR-(60,140)	1/15/2002	3.7	mg/kg	
			OU5-CTA-1C-3940FR-(60,160)	1/15/2002	3.5	mg/kg	
			OU5-CTA-1C-3940FR-(60,180)	1/15/2002	3.8	mg/kg	
			OU5-CTA-1C-3940FR-(60,200)	1/15/2002	4.1	mg/kg	

Area	Group	Address	Sample ID	Sample Date	Result \1	Units	Duplicate Match
			OU5-CTA-1C-3940FR-(60,220)	1/15/2002	9.8	mg/kg	
			OU5-CTA-1C-3940FR-(60,240)	1/15/2002	3.2	mg/kg	
			OU5-CTA-1C-3940FR-(80,100)	1/15/2002	4.3	mg/kg	
			OU5-CTA-1C-3940FR-(80,120)	1/15/2002	3.7	mg/kg	
			OU5-CTA-1C-3940FR-(80,140)	1/15/2002	3.2	mg/kg	
			OU5-CTA-1C-3940FR-(80,160)	1/15/2002	3.5	mg/kg	
			OU5-CTA-1C-3940FR-(80,180)	1/15/2002	5.2	mg/kg	
			OU5-CTA-1C-3940FR-(80,200)	1/15/2002	3.4	mg/kg	
			OU5-CTA-1C-3940FR-(80,220)	1/15/2002	3.3	mg/kg	
			OU5-CTA-1C-3940FR-(80,240)	1/15/2002	4.1	mg/kg	
			OU5-CTA-1C-3940FR-(80,80)	1/15/2002	9.6	mg/kg	
			OU5-CTA-1C-3940FR-DUP01	1/15/2002	3.4	mg/kg	OU5-CTA-1C-3940FR-(140,220)
			OU5-CTA-1C-3940FR-DUP02	1/15/2002	4.3	mg/kg	OU5-CTA-1C-3940FR-(140,180)
			OU5-CTA-1C-3940FR-DUP03	1/15/2002	3.5	mg/kg	OU5-CTA-1C-3940FR-(80,140)
			OU5-CTA-1C-3940FR-DUP04	1/15/2002	3.9	mg/kg	OU5-CTA-1C-3940FR-(140,100)
			OU5-CTA-1C-3940FR-DUP05	1/15/2002	3.6	mg/kg	OU5-CTA-1C-3940FR-(100,180)
CSA	***4***	***4000 47th Street***					
			OU5-CSA-4-4000(47)-(100,120)	2/4/2002	6.2	mg/kg	
			OU5-CSA-4-4000(47)-(100,140)	2/4/2002	4.6	mg/kg	
			OU5-CSA-4-4000(47)-(100,160)	2/4/2002	4.6	mg/kg	
			OU5-CSA-4-4000(47)-(100,20)	2/4/2002	11.4	mg/kg	
			OU5-CSA-4-4000(47)-(100,40)	2/4/2002	10	mg/kg	
			OU5-CSA-4-4000(47)-(100,60)	2/4/2002	6.3	mg/kg	
			OU5-CSA-4-4000(47)-(120,100)	2/4/2002	3.2	mg/kg	
			OU5-CSA-4-4000(47)-(120,120)	2/4/2002	3.2	mg/kg	
			OU5-CSA-4-4000(47)-(120,140)	2/4/2002	18.1	mg/kg	
			OU5-CSA-4-4000(47)-(120,160)	2/4/2002	6.4	mg/kg	
			OU5-CSA-4-4000(47)-(120,60)	2/4/2002	6.4	mg/kg	
			OU5-CSA-4-4000(47)-(140,100)	2/4/2002	29.7	mg/kg	
			OU5-CSA-4-4000(47)-(140,120)	2/4/2002	36.8	mg/kg	
			OU5-CSA-4-4000(47)-(140,140)	2/4/2002	7.9	mg/kg	
			OU5-CSA-4-4000(47)-(20,60)	2/4/2002	11.2	mg/kg	
			OU5-CSA-4-4000(47)-(20,80)	2/4/2002	5	mg/kg	
			OU5-CSA-4-4000(47)-(40,100)	2/4/2002	10.2	mg/kg	
			OU5-CSA-4-4000(47)-(40,120)	2/4/2002	6.9	mg/kg	
			OU5-CSA-4-4000(47)-(40,140)	2/4/2002	9.7	mg/kg	
			OU5-CSA-4-4000(47)-(40,40)	2/4/2002	42.3	mg/kg	
			OU5-CSA-4-4000(47)-(40,60)	2/4/2002	11	mg/kg	
			OU5-CSA-4-4000(47)-(40,80)	2/4/2002	19.8	mg/kg	

Area	Group	Address	Sample ID	Sample Date	Result \1	Units	Duplicate Match
			OU5-CSA-4-4000(47)-(60,100)	2/4/2002	5.1	mg/kg	
			OU5-CSA-4-4000(47)-(60,120)	2/4/2002	52	mg/kg	
			OU5-CSA-4-4000(47)-(60,140)	2/4/2002	28.6	mg/kg	
			OU5-CSA-4-4000(47)-(60,160)	2/4/2002	8	mg/kg	
			OU5-CSA-4-4000(47)-(60,180)	2/4/2002	2.3	mg/kg	
			OU5-CSA-4-4000(47)-(60,40)	2/4/2002	50.4	mg/kg	
			OU5-CSA-4-4000(47)-(60,60)	2/4/2002	12.9	mg/kg	
			OU5-CSA-4-4000(47)-(60,80)	2/4/2002	7.3	mg/kg	
			OU5-CSA-4-4000(47)-(80,120)	2/4/2002	7.6	mg/kg	
			OU5-CSA-4-4000(47)-(80,140)	2/4/2002	4	mg/kg	
			OU5-CSA-4-4000(47)-(80,160)	2/4/2002	8.4	mg/kg	
			OU5-CSA-4-4000(47)-(80,180)	2/4/2002	19.1	mg/kg	
			OU5-CSA-4-4000(47)-(80,40)	2/4/2002	27.1	mg/kg	
			OU5-CSA-4-4000(47)-(80,60)	2/4/2002	15.8	mg/kg	
			OU5-CSA-4-4000(47)-(80,80)	2/4/2002	4.8	mg/kg	
			OU5-CSA-4-4000(47)-DUP01	2/4/2002	19.2	mg/kg	OU5-CSA-4-4000(47)-(40,80)
			OU5-CSA-4-4000(47)-DUP02	2/4/2002	4.7	mg/kg	OU5-CSA-4-4000(47)-(100,140)
			OU5-CSA-4-4000(47)-SB1	2/4/2002	3.5	mg/kg	
CSA	**7**	**4000 Nebraska Avenue, Lot 25**					
			OU5-CSA-7-L25-(100,120)	2/15/2002	1.8	mg/kg	
			OU5-CSA-7-L25-(100,140)	2/15/2002	3.1	mg/kg	
			OU5-CSA-7-L25-(100,160)	2/15/2002	4.4	mg/kg	
			OU5-CSA-7-L25-(100,180)	2/15/2002	3.5	mg/kg	
			OU5-CSA-7-L25-(100,200)	2/15/2002	4	mg/kg	
			OU5-CSA-7-L25-(100,220)	2/15/2002	4.2	mg/kg	
			OU5-CSA-7-L25-(100,240)	2/15/2002	3.8	mg/kg	
			OU5-CSA-7-L25-(100,60)	2/15/2002	3.6	mg/kg	
			OU5-CSA-7-L25-(100,80)	2/15/2002	3.7	mg/kg	
			OU5-CSA-7-L25-(120,100)	2/15/2002	3.5	mg/kg	
			OU5-CSA-7-L25-(120,120)	2/15/2002	3.1	mg/kg	
			OU5-CSA-7-L25-(120,140)	2/15/2002	4.1	mg/kg	
			OU5-CSA-7-L25-(120,160)	2/15/2002	4.1	mg/kg	
			OU5-CSA-7-L25-(120,180)	2/15/2002	6	mg/kg	
			OU5-CSA-7-L25-(120,200)	2/15/2002	4.1	mg/kg	
			OU5-CSA-7-L25-(120,220)	2/15/2002	3.7	mg/kg	
			OU5-CSA-7-L25-(120,60)	2/15/2002	3	mg/kg	
			OU5-CSA-7-L25-(120,80)	2/15/2002	3.4	mg/kg	
			OU5-CSA-7-L25-(140,100)	2/15/2002	3.9	mg/kg	
			OU5-CSA-7-L25-(140,120)	2/15/2002	4.5	mg/kg	

Area	Group	Address	Sample ID	Sample Date	Result \1	Units	Duplicate Match
			OU5-CSA-7-L25-(140,140)	2/15/2002	3	mg/kg	
			OU5-CSA-7-L25-(140,160)	2/15/2002	6.2	mg/kg	
			OU5-CSA-7-L25-(140,40)	2/15/2002	5.5	mg/kg	
			OU5-CSA-7-L25-(140,60)	2/15/2002	6.1	mg/kg	
			OU5-CSA-7-L25-(140,80)	2/15/2002	3.9	mg/kg	
			OU5-CSA-7-L25-(160,100)	2/15/2002	2.9	mg/kg	
			OU5-CSA-7-L25-(160,120)	2/15/2002	3.9	mg/kg	
			OU5-CSA-7-L25-(160,140)	2/15/2002	5.8	mg/kg	
			OU5-CSA-7-L25-(160,40)	2/15/2002	4.5	mg/kg	
			OU5-CSA-7-L25-(160,60)	2/15/2002	5	mg/kg	
			OU5-CSA-7-L25-(160,80)	2/15/2002	4	mg/kg	
			OU5-CSA-7-L25-(180,100)	2/15/2002	3.8	mg/kg	
			OU5-CSA-7-L25-(180,120)	2/15/2002	4.4	mg/kg	
			OU5-CSA-7-L25-(180,140)	2/15/2002	5	mg/kg	
			OU5-CSA-7-L25-(180,160)	2/15/2002	6.4	mg/kg	
			OU5-CSA-7-L25-(180,20)	2/15/2002	5.1	mg/kg	
			OU5-CSA-7-L25-(180,40)	2/15/2002	4.8	mg/kg	
			OU5-CSA-7-L25-(180,60)	2/15/2002	5	mg/kg	
			OU5-CSA-7-L25-(180,80)	2/15/2002	13.1	mg/kg	
			OU5-CSA-7-L25-(20,100)	2/15/2002	4	mg/kg	
			OU5-CSA-7-L25-(20,120)	2/15/2002	5.2	mg/kg	
			OU5-CSA-7-L25-(200,100)	2/15/2002	4.7	mg/kg	
			OU5-CSA-7-L25-(200,120)	2/15/2002	4.8	mg/kg	
			OU5-CSA-7-L25-(200,20)	2/15/2002	3.9	mg/kg	
			OU5-CSA-7-L25-(200,40)	2/15/2002	4.7	mg/kg	
			OU5-CSA-7-L25-(200,60)	2/15/2002	5.2	mg/kg	
			OU5-CSA-7-L25-(200,80)	2/15/2002	6.3	mg/kg	
			OU5-CSA-7-L25-(220,20)	2/15/2002	5.5	mg/kg	
			OU5-CSA-7-L25-(220,40)	2/15/2002	4.7	mg/kg	
			OU5-CSA-7-L25-(220,60)	2/15/2002	5.7	mg/kg	
			OU5-CSA-7-L25-(240-20)	2/15/2002	4.5	mg/kg	
			OU5-CSA-7-L25-(40,100)	2/15/2002	3.3	mg/kg	
			OU5-CSA-7-L25-(40,120)	2/15/2002	4.3	mg/kg	
			OU5-CSA-7-L25-(40,140)	2/15/2002	4.7	mg/kg	
			OU5-CSA-7-L25-(40,160)	2/15/2002	3.5	mg/kg	
			OU5-CSA-7-L25-(40,80)	2/15/2002	4.6	mg/kg	
			OU5-CSA-7-L25-(60,120)	2/15/2002	3.5	mg/kg	
			OU5-CSA-7-L25-(60,140)	2/15/2002	4.3	mg/kg	
			OU5-CSA-7-L25-(60,160)	2/15/2002	3.5	mg/kg	

Area	Group	Address	Sample ID	Sample Date	Result \1	Units	Duplicate Match
			OU5-CSA-7-L25-(60,180)	2/15/2002	3.5	mg/kg	
			OU5-CSA-7-L25-(60,80)	2/15/2002	3.3	mg/kg	
			OU5-CSA-7-L25-(80,120)	2/15/2002	2.8	mg/kg	
			OU5-CSA-7-L25-(80,140)	2/15/2002	3	mg/kg	
			OU5-CSA-7-L25-(80,160)	2/15/2002	3.4	mg/kg	
			OU5-CSA-7-L25-(80,180)	2/15/2002	4.8	mg/kg	
			OU5-CSA-7-L25-(80,200)	2/15/2002	4.8	mg/kg	
			OU5-CSA-7-L25-(80,220)	2/15/2002	3.6	mg/kg	
			OU5-CSA-7-L25-(80,80)	2/15/2002	3.2	mg/kg	
			OU5-CSA-7-L25-DUP01	2/15/2002	3.6	mg/kg	OU5-CSA-7-L25-(40,160)
			OU5-CSA-7-L25-DUP02	2/15/2002	5	mg/kg	OU5-CSA-7-L25-(120,180)
			OU5-CSA-7-L25-DUP03	2/15/2002	2.7	mg/kg	OU5-CSA-7-L25-(80,120)
			OU5-CSA-7-L25-DUP04	2/15/2002	2.5	mg/kg	OU5-CSA-7-L25-(140,80)
			OU5-CSA-7-L25-SB1	2/13/2002	5.3	mg/kg	
			OU5-CSA-7-L25-SB2	2/13/2002	4.7	mg/kg	
CSA	**4**	**4001 47th Street**					
			OU5-CSA-4-4001(47)-(100,100)	2/5/2002	3.5	mg/kg	
			OU5-CSA-4-4001(47)-(100,120)	2/5/2002	54	mg/kg	
			OU5-CSA-4-4001(47)-(100,140)	2/5/2002	45.9	mg/kg	
			OU5-CSA-4-4001(47)-(100,60)	2/5/2002	3.1	mg/kg	
			OU5-CSA-4-4001(47)-(100,80)	2/5/2002	4.2	mg/kg	
			OU5-CSA-4-4001(47)-(120,120)	2/5/2002	3.2	mg/kg	
			OU5-CSA-4-4001(47)-(120,140)	2/5/2002	2.3	mg/kg	
			OU5-CSA-4-4001(47)-(20,40)	2/5/2002	22.4	mg/kg	
			OU5-CSA-4-4001(47)-(20,60)	2/5/2002	30	mg/kg	
			OU5-CSA-4-4001(47)-(40,120)	2/5/2002	8.7	mg/kg	
			OU5-CSA-4-4001(47)-(40,20)	2/5/2002	7.1	mg/kg	
			OU5-CSA-4-4001(47)-(40,40)	2/5/2002	18.6	mg/kg	
			OU5-CSA-4-4001(47)-(40,60)	2/5/2002	39.9	mg/kg	
			OU5-CSA-4-4001(47)-(60,100)	2/5/2002	10.3	mg/kg	
			OU5-CSA-4-4001(47)-(60,120)	2/5/2002	45.4	mg/kg	
			OU5-CSA-4-4001(47)-(60,140)	2/5/2002	38	mg/kg	
			OU5-CSA-4-4001(47)-(60,160)	2/5/2002	10.7	mg/kg	
			OU5-CSA-4-4001(47)-(60,20)	2/5/2002	31	mg/kg	
			OU5-CSA-4-4001(47)-(60,40)	2/5/2002	41.8	mg/kg	
			OU5-CSA-4-4001(47)-(60,60)	2/5/2002	17.4	mg/kg	
			OU5-CSA-4-4001(47)-(80,100)	2/5/2002	5.7	mg/kg	
			OU5-CSA-4-4001(47)-(80,120)	2/5/2002	47.6	mg/kg	
			OU5-CSA-4-4001(47)-(80,140)	2/5/2002	55.6	mg/kg	

Area	Group	Address	Sample ID	Sample Date	Result \1	Units	Duplicate Match
			OU5-CSA-4-4001(47)-(80,160)	2/5/2002	33.9	mg/kg	
			OU5-CSA-4-4001(47)-(80,20)	2/5/2002	3.6	mg/kg	
			OU5-CSA-4-4001(47)-(80,40)	2/5/2002	29.9	mg/kg	
			OU5-CSA-4-4001(47)-(80,60)	2/5/2002	50.7	mg/kg	
			OU5-CSA-4-4001(47)-(80,80)	2/5/2002	37.6	mg/kg	
			OU5-CSA-4-4001(47)-DUP01	2/5/2002	27.9	mg/kg	OU5-CSA-4-4001(47)-(80,80)
			OU5-CSA-4-4001(47)-SB1	2/4/2002	40.2	mg/kg	
CTA	**1D**	**4004 49th Street**					
			OU5-CTA-1D-4004(49)-(100,100)	1/16/2002	4.6 J	mg/kg	
			OU5-CTA-1D-4004(49)-(100,80)	1/16/2002	4.6 J	mg/kg	
			OU5-CTA-1D-4004(49)-(20,40)	1/16/2002	3.4 J	mg/kg	
			OU5-CTA-1D-4004(49)-(20,60)	1/16/2002	11 J	mg/kg	
			OU5-CTA-1D-4004(49)-(40,100)	1/16/2002	3.3 J	mg/kg	
			OU5-CTA-1D-4004(49)-(40,120)	1/16/2002	8.3 J	mg/kg	
			OU5-CTA-1D-4004(49)-(40,20)	1/16/2002	4.6 J	mg/kg	
			OU5-CTA-1D-4004(49)-(40,40)	1/16/2002	2.8 J	mg/kg	
			OU5-CTA-1D-4004(49)-(40,60)	1/16/2002	3.3 J	mg/kg	
			OU5-CTA-1D-4004(49)-(40,80)	1/16/2002	3.2 J	mg/kg	
			OU5-CTA-1D-4004(49)-(60,100)	1/16/2002	12.6 J	mg/kg	
			OU5-CTA-1D-4004(49)-(60,120)	1/16/2002	34.9 J	mg/kg	
			OU5-CTA-1D-4004(49)-(60,20)	1/16/2002	3.8 J	mg/kg	
			OU5-CTA-1D-4004(49)-(60,40)	1/16/2002	5 J	mg/kg	
			OU5-CTA-1D-4004(49)-(60,60)	1/16/2002	4.4 J	mg/kg	
			OU5-CTA-1D-4004(49)-(80,100)	1/16/2002	3.2 J	mg/kg	
			OU5-CTA-1D-4004(49)-(80,120)	1/16/2002	6.5 J	mg/kg	
			OU5-CTA-1D-4004(49)-(80,20)	1/16/2002	2 J	mg/kg	
			OU5-CTA-1D-4004(49)-(80,40)	1/16/2002	2.7 J	mg/kg	
			OU5-CTA-1D-4004(49)-(80,60)	1/16/2002	2.8 J	mg/kg	
			OU5-CTA-1D-4004(49)-(80,80)	1/16/2002	5.5 J	mg/kg	
			OU5-CTA-1D-4004(49)-DUP01	1/16/2002	3.8 J	mg/kg	OU5-CTA-1D-4004(49)-(60,60)
CSA	**4**	**4005 47th Street**					
			OU5-CSA-4-4005(47)-(100,100)	2/5/2002	24.9	mg/kg	
			OU5-CSA-4-4005(47)-(100,120)	2/5/2002	16.2	mg/kg	
			OU5-CSA-4-4005(47)-(100,140)	2/5/2002	6.7	mg/kg	
			OU5-CSA-4-4005(47)-(20,40)	2/5/2002	23.4	mg/kg	
			OU5-CSA-4-4005(47)-(20,60)	2/5/2002	36.5	mg/kg	
			OU5-CSA-4-4005(47)-(40,100)	2/5/2002	19	mg/kg	
			OU5-CSA-4-4005(47)-(40,20)	2/5/2002	28.7	mg/kg	

Area	Group	Address	Sample ID	Sample Date	Result \1	Units	Duplicate Match
			OU5-CSA-4-4005(47)-(40,40)	2/5/2002	44.6	mg/kg	
			OU5-CSA-4-4005(47)-(40,60)	2/5/2002	7.4	mg/kg	
			OU5-CSA-4-4005(47)-(40,80)	2/5/2002	83.4	mg/kg	
			OU5-CSA-4-4005(47)-(60,100)	2/5/2002	13.1	mg/kg	
			OU5-CSA-4-4005(47)-(60,120)	2/5/2002	19.8	mg/kg	
			OU5-CSA-4-4005(47)-(60,140)	2/5/2002	5.1	mg/kg	
			OU5-CSA-4-4005(47)-(60,20)	2/5/2002	11.2	mg/kg	
			OU5-CSA-4-4005(47)-(60,40)	2/5/2002	28.7	mg/kg	
			OU5-CSA-4-4005(47)-(60,60)	2/5/2002	4.6	mg/kg	
			OU5-CSA-4-4005(47)-(80,100)	2/5/2002	15.8	mg/kg	
			OU5-CSA-4-4005(47)-(80,120)	2/5/2002	33.2	mg/kg	
			OU5-CSA-4-4005(47)-(80,140)	2/5/2002	6.1	mg/kg	
			OU5-CSA-4-4005(47)-DUP01	2/5/2002	41.8	mg/kg	OU5-CSA-4-4005(47)-(40,40)
			OU5-CSA-4-4005(47)-SB1	2/4/2002	3.2	mg/kg	
CTA	**1B**	**4005 52nd Street**					
			OU5-CTA-1B-4005(52)-(100,120)	11/14/2001	16.5 L	mg/kg	
			OU5-CTA-1B-4005(52)-(100,140)	11/14/2001	3.9 L	mg/kg	
			OU5-CTA-1B-4005(52)-(100,160)	11/14/2001	4.1 L	mg/kg	
			OU5-CTA-1B-4005(52)-(100,20)	11/14/2001	67.2 L	mg/kg	
			OU5-CTA-1B-4005(52)-(100,40)	11/14/2001	117 L	mg/kg	
			OU5-CTA-1B-4005(52)-(100,60)	11/14/2001	21.5 L	mg/kg	
			OU5-CTA-1B-4005(52)-(120,100)	11/14/2001	43 L	mg/kg	
			OU5-CTA-1B-4005(52)-(120,120)	11/14/2001	4.3 L	mg/kg	
			OU5-CTA-1B-4005(52)-(120,140)	11/14/2001	2.3 JL	mg/kg	
			OU5-CTA-1B-4005(52)-(120,160)	11/14/2001	2.1 JL	mg/kg	
			OU5-CTA-1B-4005(52)-(120,60)	11/14/2001	97.6 L	mg/kg	
			OU5-CTA-1B-4005(52)-(120,80)	11/14/2001	43.4 L	mg/kg	
			OU5-CTA-1B-4005(52)-(140,100)	11/14/2001	46 L	mg/kg	
			OU5-CTA-1B-4005(52)-(140,120)	11/14/2001	3.5 L	mg/kg	
			OU5-CTA-1B-4005(52)-(140,140)	11/14/2001	3.9 L	mg/kg	
			OU5-CTA-1B-4005(52)-(140,80)	11/14/2001	13.9 L	mg/kg	
			OU5-CTA-1B-4005(52)-(160,100)	11/14/2001	4.6 L	mg/kg	
			OU5-CTA-1B-4005(52)-(160,120)	11/14/2001	3.3 L	mg/kg	
			OU5-CTA-1B-4005(52)-(160,140)	11/14/2001	3.5 L	mg/kg	
			OU5-CTA-1B-4005(52)-(180,140)	11/14/2001	3.7 L	mg/kg	
			OU5-CTA-1B-4005(52)-(20,40)	11/14/2001	22.6 L	mg/kg	
			OU5-CTA-1B-4005(52)-(20,60)	11/14/2001	28.9 L	mg/kg	
			OU5-CTA-1B-4005(52)-(40,100)	11/14/2001	56.9 L	mg/kg	
			OU5-CTA-1B-4005(52)-(40,40)	11/14/2001	70.3 L	mg/kg	

Area	Group	Address	Sample ID	Sample Date	Result \1	Units	Duplicate Match
			OU5-CTA-1B-4005(52)-(40,60)	11/14/2001	48 L	mg/kg	
			OU5-CTA-1B-4005(52)-(40,80)	11/14/2001	27.2 L	mg/kg	
			OU5-CTA-1B-4005(52)-(60,100)	11/14/2001	9.6 L	mg/kg	
			OU5-CTA-1B-4005(52)-(60,120)	11/14/2001	16.9 L	mg/kg	
			OU5-CTA-1B-4005(52)-(60,140)	11/14/2001	12 L	mg/kg	
			OU5-CTA-1B-4005(52)-(60,20)	11/14/2001	33 L	mg/kg	
			OU5-CTA-1B-4005(52)-(60,40)	11/14/2001	16 L	mg/kg	
			OU5-CTA-1B-4005(52)-(60,60)	11/14/2001	20.4 L	mg/kg	
			OU5-CTA-1B-4005(52)-(60,80)	11/14/2001	8.6 L	mg/kg	
			OU5-CTA-1B-4005(52)-(80,120)	11/14/2001	11.3 L	mg/kg	
			OU5-CTA-1B-4005(52)-(80,140)	11/14/2001	5 L	mg/kg	
			OU5-CTA-1B-4005(52)-(80,160)	11/14/2001	6.2 L	mg/kg	
			OU5-CTA-1B-4005(52)-(80,20)	11/14/2001	52.4 L	mg/kg	
			OU5-CTA-1B-4005(52)-(80,40)	11/14/2001	48.7 L	mg/kg	
			OU5-CTA-1B-4005(52)-(80,60)	11/14/2001	92.4 L	mg/kg	
			OU5-CTA-1B-4005(52)-(80,80)	11/14/2001	5.1 L	mg/kg	
			OU5-CTA-1B-4005(52)-DUP01	11/14/2001	28.9 L	mg/kg	OU5-CTA-1B-4005(52)-(60,20)
			OU5-CTA-1B-4005(52)-DUP02	11/14/2001	49.3 L	mg/kg	OU5-CTA-1B-4005(52)-(80,40)
CSA	4	4007 49th Street					
			OU5-CSA-4-4007(49)-(100,100)	9/26/2001	46.8 L	mg/kg	
			OU5-CSA-4-4007(49)-(100,120)	9/26/2001	8.6 L	mg/kg	
			OU5-CSA-4-4007(49)-(100,140)	9/26/2001	23.8 L	mg/kg	
			OU5-CSA-4-4007(49)-(100,160)	9/26/2001	3.7 L	mg/kg	
			OU5-CSA-4-4007(49)-(100,80)	9/26/2001	22.9 L	mg/kg	
			OU5-CSA-4-4007(49)-(120,100)	9/26/2001	4.2 L	mg/kg	
			OU5-CSA-4-4007(49)-(120,140)	9/26/2001	9.9 L	mg/kg	
			OU5-CSA-4-4007(49)-(20,40)	9/26/2001	103 L	mg/kg	
			OU5-CSA-4-4007(49)-(20,60)	9/26/2001	13.1 L	mg/kg	
			OU5-CSA-4-4007(49)-(20,80)	9/26/2001	24.5 L	mg/kg	
			OU5-CSA-4-4007(49)-(40,100)	9/26/2001	4.8 L	mg/kg	
			OU5-CSA-4-4007(49)-(40,120)	9/26/2001	4.2 L	mg/kg	
			OU5-CSA-4-4007(49)-(40,20)	9/26/2001	36.6 L	mg/kg	
			OU5-CSA-4-4007(49)-(40,40)	9/26/2001	61.6 L	mg/kg	
			OU5-CSA-4-4007(49)-(40,60)	9/26/2001	18.2 L	mg/kg	
			OU5-CSA-4-4007(49)-(40,80)	9/26/2001	50.8 L	mg/kg	
			OU5-CSA-4-4007(49)-(60,120)	9/26/2001	10.3 L	mg/kg	
			OU5-CSA-4-4007(49)-(60,140)	9/26/2001	12.3 L	mg/kg	
			OU5-CSA-4-4007(49)-(60,160)	9/26/2001	7 L	mg/kg	
			OU5-CSA-4-4007(49)-(60,180)	9/26/2001	4.4 L	mg/kg	

Area	Group	Address	Sample ID	Sample Date	Result \1	Units	Duplicate Match
			OU5-CSA-4-4007(49)-(60,20)	9/26/2001	174 L	mg/kg	
			OU5-CSA-4-4007(49)-(60,40)	9/26/2001	105 L	mg/kg	
			OU5-CSA-4-4007(49)-(60,60)	9/26/2001	34.9 L	mg/kg	
			OU5-CSA-4-4007(49)-(60,80)	9/26/2001	24.4 L	mg/kg	
			OU5-CSA-4-4007(49)-(80,100)	9/26/2001	150 L	mg/kg	
			OU5-CSA-4-4007(49)-(80,120)	9/26/2001	22 L	mg/kg	
			OU5-CSA-4-4007(49)-(80,140)	9/26/2001	8.2 L	mg/kg	
			OU5-CSA-4-4007(49)-(80,160)	9/26/2001	8.3 L	mg/kg	
			OU5-CSA-4-4007(49)-(80,180)	9/26/2001	4.1 L	mg/kg	
			OU5-CSA-4-4007(49)-(80,20)	9/26/2001	12.3 L	mg/kg	
			OU5-CSA-4-4007(49)-(80,40)	9/26/2001	83.4 L	mg/kg	
			OU5-CSA-4-4007(49)-(80,60)	9/26/2001	112 L	mg/kg	
			OU5-CSA-4-4007(49)-(80,80)	9/26/2001	32.9 L	mg/kg	
			OU5-CSA-4-4007(49)-DUP01	9/26/2001	18.1 L	mg/kg	OU5-CSA-4-4007(49)-(80,120)
			OU5-CSA-4-4007(49)-DUP02	9/26/2001	64.5 L	mg/kg	OU5-CSA-4-4007(49)-(40,80)
			OU5-CSA-4-4007(49)-SB1	9/24/2001	2.6	mg/kg	
			OU5-CSA-4-4007(49)-SB2	9/24/2001	4	mg/kg	
			OU5-CSA-4-4007(49)-SB3	9/24/2001	3.6	mg/kg	
			OU5-CSA-4-4007(49)-SB4	9/24/2001	3.6	mg/kg	
			OU5-CSA-4-4007(49)-SB5	9/24/2001	2.5	mg/kg	
			OU5-CSA-4-4007(49)-SB6	9/24/2001	2.2 J	mg/kg	
CSA	**4**	**4008 47th Street**					
			OU5-CSA-4-4008(47)-(100,120)	2/7/2002	24.5	mg/kg	
			OU5-CSA-4-4008(47)-(100,140)	2/7/2002	4.8	mg/kg	
			OU5-CSA-4-4008(47)-(20,20)	2/7/2002	8	mg/kg	
			OU5-CSA-4-4008(47)-(20,40)	2/7/2002	12	mg/kg	
			OU5-CSA-4-4008(47)-(40,100)	2/7/2002	4.6	mg/kg	
			OU5-CSA-4-4008(47)-(40,20)	2/7/2002	26.8	mg/kg	
			OU5-CSA-4-4008(47)-(40,40)	2/7/2002	39.6	mg/kg	
			OU5-CSA-4-4008(47)-(40,60)	2/7/2002	4.8	mg/kg	
			OU5-CSA-4-4008(47)-(60,100)	2/7/2002	22.3	mg/kg	
			OU5-CSA-4-4008(47)-(60,120)	2/7/2002	33.2	mg/kg	
			OU5-CSA-4-4008(47)-(60,140)	2/7/2002	7	mg/kg	
			OU5-CSA-4-4008(47)-(60,20)	2/7/2002	24.2	mg/kg	
			OU5-CSA-4-4008(47)-(60,40)	2/7/2002	16.9	mg/kg	
			OU5-CSA-4-4008(47)-(60,60)	2/7/2002	4.4	mg/kg	
			OU5-CSA-4-4008(47)-(80,100)	2/7/2002	35.2	mg/kg	
			OU5-CSA-4-4008(47)-(80,120)	2/7/2002	28.8	mg/kg	
			OU5-CSA-4-4008(47)-(80,140)	2/7/2002	5.4	mg/kg	

Area	Group	Address	Sample ID	Sample Date	Result \1	Units	Duplicate Match
			OU5-CSA-4-4008(47)-(80,60)	2/7/2002	6.3	mg/kg	
			OU5-CSA-4-4008(47)-(80,80)	2/7/2002	7.3	mg/kg	
			OU5-CSA-4-4008(47)-DUP01	2/7/2002	38.8	mg/kg	OU5-CSA-4-4008(47)-(40,40)
			OU5-CSA-4-4008(47)-SB1	2/4/2002	3.6	mg/kg	
CSA	4	4009 47th Street					
			OU5-CSA-4-4009(47)-(100,100)	2/6/2002	39.2	mg/kg	
			OU5-CSA-4-4009(47)-(100,120)	2/6/2002	38.4	mg/kg	
			OU5-CSA-4-4009(47)-(100,140)	2/6/2002	5.3	mg/kg	
			OU5-CSA-4-4009(47)-(100,40)	2/6/2002	16.7	mg/kg	
			OU5-CSA-4-4009(47)-(100,60)	2/6/2002	34.8	mg/kg	
			OU5-CSA-4-4009(47)-(100,80)	2/6/2002	13.9	mg/kg	
			OU5-CSA-4-4009(47)-(120,100)	2/6/2002	5.3	mg/kg	
			OU5-CSA-4-4009(47)-(120,120)	2/6/2002	35.7	mg/kg	
			OU5-CSA-4-4009(47)-(120,140)	2/6/2002	6.7	mg/kg	
			OU5-CSA-4-4009(47)-(20,40)	2/6/2002	25.4	mg/kg	
			OU5-CSA-4-4009(47)-(40,100)	2/6/2002	2.8	mg/kg	
			OU5-CSA-4-4009(47)-(40,20)	2/6/2002	12.3	mg/kg	
			OU5-CSA-4-4009(47)-(40,40)	2/6/2002	37.7	mg/kg	
			OU5-CSA-4-4009(47)-(40,60)	2/6/2002	17.3	mg/kg	
			OU5-CSA-4-4009(47)-(40,80)	2/6/2002	2.9	mg/kg	
			OU5-CSA-4-4009(47)-(60,100)	2/6/2002	5.6	mg/kg	
			OU5-CSA-4-4009(47)-(60,120)	2/6/2002	28.5	mg/kg	
			OU5-CSA-4-4009(47)-(60,140)	2/6/2002	6.3	mg/kg	
			OU5-CSA-4-4009(47)-(60,20)	2/6/2002	14.7	mg/kg	
			OU5-CSA-4-4009(47)-(60,40)	2/6/2002	33.4	mg/kg	
			OU5-CSA-4-4009(47)-(60,60)	2/6/2002	5.8	mg/kg	
			OU5-CSA-4-4009(47)-(80,100)	2/6/2002	39.6	mg/kg	
			OU5-CSA-4-4009(47)-(80,120)	2/6/2002	25.4	mg/kg	
			OU5-CSA-4-4009(47)-(80,140)	2/6/2002	14.6	mg/kg	
			OU5-CSA-4-4009(47)-(80,20)	2/6/2002	20.4	mg/kg	
			OU5-CSA-4-4009(47)-(80,40)	2/6/2002	15.1	mg/kg	
			OU5-CSA-4-4009(47)-DUP01	2/6/2002	39.4	mg/kg	OU5-CSA-4-4009(47)-(100,120)
			OU5-CSA-4-4009(47)-SB1	2/13/2002	1.7 J	mg/kg	
CSA	4	4012 47th Street					
			OU5-CSA-4-4012(47)-(20,20)	2/1/2002	9	mg/kg	
			OU5-CSA-4-4012(47)-(20,40)	2/1/2002	21.1	mg/kg	
			OU5-CSA-4-4012(47)-(20,60)	2/1/2002	18.9	mg/kg	
			OU5-CSA-4-4012(47)-(40,100)	2/1/2002	23	mg/kg	

Area	Group	Address	Sample ID	Sample Date	Result \1	Units	Duplicate Match
			OU5-CSA-4-4012(47)-(40,20)	2/1/2002	12.4	mg/kg	
			OU5-CSA-4-4012(47)-(40,40)	2/1/2002	20	mg/kg	
			OU5-CSA-4-4012(47)-(40,60)	2/1/2002	5.2	mg/kg	
			OU5-CSA-4-4012(47)-(40,80)	2/1/2002	42	mg/kg	
			OU5-CSA-4-4012(47)-(60,100)	2/1/2002	9.1	mg/kg	
			OU5-CSA-4-4012(47)-(60,120)	2/1/2002	55.7	mg/kg	
			OU5-CSA-4-4012(47)-(60,140)	2/1/2002	13.5	mg/kg	
			OU5-CSA-4-4012(47)-(60,160)	2/1/2002	7.2	mg/kg	
			OU5-CSA-4-4012(47)-(60,60)	2/1/2002	5.8	mg/kg	
			OU5-CSA-4-4012(47)-(80,120)	2/1/2002	20.3	mg/kg	
			OU5-CSA-4-4012(47)-(80,140)	2/1/2002	15.2	mg/kg	
			OU5-CSA-4-4012(47)-DUP01	2/1/2002	20.2	mg/kg	OU5-CSA-4-4012(47)-(20,60)
			OU5-CSA-4-4012(47)-SB-DUP01	2/4/2002	8.9	mg/kg	OU5-CSA-4-4012(47)-SB3
			OU5-CSA-4-4012(47)-SB1	2/4/2002	1.7 J	mg/kg	
			OU5-CSA-4-4012(47)-SB2	2/4/2002	3.7	mg/kg	
			OU5-CSA-4-4012(47)-SB3	2/4/2002	8.5	mg/kg	
			OU5-CSA-4-4012(47)-SB4	2/4/2002	5.2	mg/kg	
CTA	**1B**	**4015 52nd Street**					
			OU5-CTA-1B-4015(52)-(100,120)	11/12/2001	4.7	mg/kg	
			OU5-CTA-1B-4015(52)-(100,140)	11/12/2001	3.5	mg/kg	
			OU5-CTA-1B-4015(52)-(100,160)	11/12/2001	4	mg/kg	
			OU5-CTA-1B-4015(52)-(100,20)	11/12/2001	3.1	mg/kg	
			OU5-CTA-1B-4015(52)-(100,40)	11/12/2001	3.3	mg/kg	
			OU5-CTA-1B-4015(52)-(100,60)	11/12/2001	2.6 J	mg/kg	
			OU5-CTA-1B-4015(52)-(100,80)	11/12/2001	2.8 J	mg/kg	
			OU5-CTA-1B-4015(52)-(120,100)	11/12/2001	5.2	mg/kg	
			OU5-CTA-1B-4015(52)-(120,120)	11/12/2001	10.3	mg/kg	
			OU5-CTA-1B-4015(52)-(120,140)	11/12/2001	5.1	mg/kg	
			OU5-CTA-1B-4015(52)-(120,160)	11/12/2001	6.8	mg/kg	
			OU5-CTA-1B-4015(52)-(120,40)	11/12/2001	14.5	mg/kg	
			OU5-CTA-1B-4015(52)-(120,60)	11/12/2001	5.3	mg/kg	
			OU5-CTA-1B-4015(52)-(120,80)	11/12/2001	5.3	mg/kg	
			OU5-CTA-1B-4015(52)-(140,100)	11/12/2001	4.1	mg/kg	
			OU5-CTA-1B-4015(52)-(140,120)	11/12/2001	2.9	mg/kg	
			OU5-CTA-1B-4015(52)-(140,140)	11/12/2001	4.8	mg/kg	
			OU5-CTA-1B-4015(52)-(140,80)	11/12/2001	20.7	mg/kg	
			OU5-CTA-1B-4015(52)-(160,120)	11/12/2001	4.3	mg/kg	
			OU5-CTA-1B-4015(52)-(160,140)	11/12/2001	4	mg/kg	
			OU5-CTA-1B-4015(52)-(20,40)	11/12/2001	3.2	mg/kg	

Area	Group	Address	Sample ID	Sample Date	Result \1	Units	Duplicate Match
			OU5-CTA-1B-4015(52)-(40,40)	11/12/2001	3.1	mg/kg	
			OU5-CTA-1B-4015(52)-(40,60)	11/12/2001	11.8	mg/kg	
			OU5-CTA-1B-4015(52)-(40,80)	11/12/2001	4.4	mg/kg	
			OU5-CTA-1B-4015(52)-(60,100)	11/12/2001	4.4	mg/kg	
			OU5-CTA-1B-4015(52)-(60,120)	11/12/2001	3.9	mg/kg	
			OU5-CTA-1B-4015(52)-(60,40)	11/12/2001	3.8	mg/kg	
			OU5-CTA-1B-4015(52)-(60,60)	11/12/2001	4.9	mg/kg	
			OU5-CTA-1B-4015(52)-(60,80)	11/12/2001	4.9	mg/kg	
			OU5-CTA-1B-4015(52)-(80,120)	11/12/2001	3.3	mg/kg	
			OU5-CTA-1B-4015(52)-(80,140)	11/12/2001	3.2 J	mg/kg	
			OU5-CTA-1B-4015(52)-(80,160)	11/12/2001	2.7 J	mg/kg	
			OU5-CTA-1B-4015(52)-(80,20)	11/12/2001	7.3	mg/kg	
			OU5-CTA-1B-4015(52)-(80,40)	11/12/2001	5.4	mg/kg	
			OU5-CTA-1B-4015(52)-(80,60)	11/12/2001	1.8 J	mg/kg	
			OU5-CTA-1B-4015(52)-(80,80)	11/12/2001	2.8	mg/kg	
CSA	**4**	**4016 47th Street**					
			OU5-CSA-4-4016(47)-(100,100)	2/1/2002	5.4	mg/kg	
			OU5-CSA-4-4016(47)-(100,120)	2/1/2002	3.9	mg/kg	
			OU5-CSA-4-4016(47)-(20,20)	2/1/2002	34.7	mg/kg	
			OU5-CSA-4-4016(47)-(20,40)	2/1/2002	45.1	mg/kg	
			OU5-CSA-4-4016(47)-(40,0)	2/1/2002	23.2	mg/kg	
			OU5-CSA-4-4016(47)-(40,100)	2/1/2002	7.1	mg/kg	
			OU5-CSA-4-4016(47)-(40,20)	2/1/2002	18	mg/kg	
			OU5-CSA-4-4016(47)-(40,40)	2/1/2002	44.2	mg/kg	
			OU5-CSA-4-4016(47)-(60,0)	2/1/2002	53.8	mg/kg	
			OU5-CSA-4-4016(47)-(60,100)	2/1/2002	33.4	mg/kg	
			OU5-CSA-4-4016(47)-(60,120)	2/1/2002	45.4	mg/kg	
			OU5-CSA-4-4016(47)-(60,140)	2/1/2002	6.6	mg/kg	
			OU5-CSA-4-4016(47)-(60,20)	2/1/2002	62.7	mg/kg	
			OU5-CSA-4-4016(47)-(60,40)	2/1/2002	10.3	mg/kg	
			OU5-CSA-4-4016(47)-(60,80)	2/1/2002	6.1	mg/kg	
			OU5-CSA-4-4016(47)-(80,100)	2/1/2002	22.6	mg/kg	
			OU5-CSA-4-4016(47)-(80,120)	2/1/2002	11.3	mg/kg	
			OU5-CSA-4-4016(47)-(80,140)	2/1/2002	4.1	mg/kg	
			OU5-CSA-4-4016(47)-(80,40)	2/1/2002	48.8	mg/kg	
			OU5-CSA-4-4016(47)-(80,60)	2/1/2002	82.4	mg/kg	
			OU5-CSA-4-4016(47)-(80,80)	2/1/2002	22.2	mg/kg	
			OU5-CSA-4-4016(47)-DUP01	2/1/2002	35.1	mg/kg	OU5-CSA-4-4016(47)-(60,120)
			OU5-CSA-4-4016(47)-SB1	2/4/2002	3.1	mg/kg	

Area	Group	Address	Sample ID	Sample Date	Result \1	Units	Duplicate Match
CTA	1B	4070 52nd Street					
			OU5-CTA-1B-4070(52)-(100,100)	2/25/2002	4.3	mg/kg	
			OU5-CTA-1B-4070(52)-(100,120)	2/25/2002	9.9	mg/kg	
			OU5-CTA-1B-4070(52)-(100,140)	2/25/2002	13.9	mg/kg	
			OU5-CTA-1B-4070(52)-(100,20)	2/25/2002	10.2	mg/kg	
			OU5-CTA-1B-4070(52)-(100,40)	2/25/2002	11.9	mg/kg	
			OU5-CTA-1B-4070(52)-(100,60)	2/25/2002	13.4	mg/kg	
			OU5-CTA-1B-4070(52)-(100,80)	2/25/2002	10.7	mg/kg	
			OU5-CTA-1B-4070(52)-(120,100)	2/25/2002	18.7	mg/kg	
			OU5-CTA-1B-4070(52)-(120,120)	2/25/2002	6.3	mg/kg	
			OU5-CTA-1B-4070(52)-(120,140)	2/25/2002	10.8	mg/kg	
			OU5-CTA-1B-4070(52)-(120,160)	2/25/2002	13.3	mg/kg	
			OU5-CTA-1B-4070(52)-(120,20)	2/25/2002	10	mg/kg	
			OU5-CTA-1B-4070(52)-(120,40)	2/25/2002	9.8	mg/kg	
			OU5-CTA-1B-4070(52)-(120,60)	2/25/2002	9.5	mg/kg	
			OU5-CTA-1B-4070(52)-(120,80)	2/25/2002	12.3	mg/kg	
			OU5-CTA-1B-4070(52)-(140,100)	2/25/2002	11.3	mg/kg	
			OU5-CTA-1B-4070(52)-(140,120)	2/25/2002	6.3	mg/kg	
			OU5-CTA-1B-4070(52)-(140,140)	2/25/2002	3.9	mg/kg	
			OU5-CTA-1B-4070(52)-(140,160)	2/25/2002	5.7	mg/kg	
			OU5-CTA-1B-4070(52)-(140,20)	2/25/2002	16.3	mg/kg	
			OU5-CTA-1B-4070(52)-(140,40)	2/25/2002	12.4	mg/kg	
			OU5-CTA-1B-4070(52)-(140,60)	2/25/2002	13.2	mg/kg	
			OU5-CTA-1B-4070(52)-(140,80)	2/25/2002	16.1	mg/kg	
			OU5-CTA-1B-4070(52)-(160,100)	2/25/2002	7.8	mg/kg	
			OU5-CTA-1B-4070(52)-(160,120)	2/25/2002	13.7	mg/kg	
			OU5-CTA-1B-4070(52)-(160,140)	2/25/2002	16.1	mg/kg	
			OU5-CTA-1B-4070(52)-(160,20)	2/25/2002	24.4	mg/kg	
			OU5-CTA-1B-4070(52)-(160,40)	2/25/2002	8.8	mg/kg	
			OU5-CTA-1B-4070(52)-(160,60)	2/25/2002	11.5	mg/kg	
			OU5-CTA-1B-4070(52)-(160,80)	2/25/2002	3.5	mg/kg	
			OU5-CTA-1B-4070(52)-(180,120)	2/25/2002	7.6	mg/kg	
			OU5-CTA-1B-4070(52)-(180,140)	2/25/2002	1.3 J	mg/kg	
			OU5-CTA-1B-4070(52)-(180,20)	2/25/2002	27.5	mg/kg	
			OU5-CTA-1B-4070(52)-(180,40)	2/25/2002	12.6	mg/kg	
			OU5-CTA-1B-4070(52)-(180,60)	2/25/2002	37.6	mg/kg	
			OU5-CTA-1B-4070(52)-(180,80)	2/25/2002	3.7	mg/kg	
			OU5-CTA-1B-4070(52)-(20,60)	2/25/2002	15.5	mg/kg	
			OU5-CTA-1B-4070(52)-(20,80)	2/25/2002	21.7	mg/kg	

Area	Group	Address	Sample ID	Sample Date	Result \1	Units	Duplicate Match
			OU5-CTA-1B-4070(52)-(200,100)	2/25/2002	7.7	mg/kg	
			OU5-CTA-1B-4070(52)-(200,120)	2/25/2002	5.5	mg/kg	
			OU5-CTA-1B-4070(52)-(200,20)	2/25/2002	17.3	mg/kg	
			OU5-CTA-1B-4070(52)-(200,40)	2/25/2002	8.3	mg/kg	
			OU5-CTA-1B-4070(52)-(200,60)	2/25/2002	2.7	mg/kg	
			OU5-CTA-1B-4070(52)-(220,100)	2/25/2002	7.2	mg/kg	
			OU5-CTA-1B-4070(52)-(220,120)	2/25/2002	4.1	mg/kg	
			OU5-CTA-1B-4070(52)-(220,20)	2/25/2002	26.3	mg/kg	
			OU5-CTA-1B-4070(52)-(220,40)	2/25/2002	6.5	mg/kg	
			OU5-CTA-1B-4070(52)-(220,60)	2/25/2002	3.8	mg/kg	
			OU5-CTA-1B-4070(52)-(240,100)	2/25/2002	9.3	mg/kg	
			OU5-CTA-1B-4070(52)-(240,120)	2/25/2002	2.3 J	mg/kg	
			OU5-CTA-1B-4070(52)-(240,20)	2/25/2002	19.1	mg/kg	
			OU5-CTA-1B-4070(52)-(240,40)	2/25/2002	6.5	mg/kg	
			OU5-CTA-1B-4070(52)-(240,60)	2/25/2002	6	mg/kg	
			OU5-CTA-1B-4070(52)-(240,80)	2/25/2002	6.1	mg/kg	
			OU5-CTA-1B-4070(52)-(260,100)	2/25/2002	6.1	mg/kg	
			OU5-CTA-1B-4070(52)-(260,20)	2/25/2002	7.1	mg/kg	
			OU5-CTA-1B-4070(52)-(260,40)	2/25/2002	5.9	mg/kg	
			OU5-CTA-1B-4070(52)-(260,60)	2/25/2002	5.1	mg/kg	
			OU5-CTA-1B-4070(52)-(260,80)	2/25/2002	6.7	mg/kg	
			OU5-CTA-1B-4070(52)-(280,100)	2/25/2002	2.8	mg/kg	
			OU5-CTA-1B-4070(52)-(280,20)	2/25/2002	3.6	mg/kg	
			OU5-CTA-1B-4070(52)-(280,40)	2/25/2002	2.3	mg/kg	
			OU5-CTA-1B-4070(52)-(280,60)	2/25/2002	3.1	mg/kg	
			OU5-CTA-1B-4070(52)-(280,80)	2/25/2002	5.7	mg/kg	
			OU5-CTA-1B-4070(52)-(40,100)	2/25/2002	17.1	mg/kg	
			OU5-CTA-1B-4070(52)-(40,60)	2/25/2002	8.3	mg/kg	
			OU5-CTA-1B-4070(52)-(40,80)	2/25/2002	8.8	mg/kg	
			OU5-CTA-1B-4070(52)-(60,100)	2/25/2002	21.5	mg/kg	
			OU5-CTA-1B-4070(52)-(60,120)	2/25/2002	18.1	mg/kg	
			OU5-CTA-1B-4070(52)-(60,40)	2/25/2002	12.1	mg/kg	
			OU5-CTA-1B-4070(52)-(60,60)	2/25/2002	8.3	mg/kg	
			OU5-CTA-1B-4070(52)-(60,80)	2/25/2002	7.9	mg/kg	
			OU5-CTA-1B-4070(52)-(80,100)	2/25/2002	23.5	mg/kg	
			OU5-CTA-1B-4070(52)-(80,120)	2/25/2002	10.8	mg/kg	
			OU5-CTA-1B-4070(52)-(80,40)	2/25/2002	22.5	mg/kg	
			OU5-CTA-1B-4070(52)-(80,60)	2/25/2002	12.9	mg/kg	
			OU5-CTA-1B-4070(52)-(80,80)	2/25/2002	17.4	mg/kg	

Area	Group	Address	Sample ID	Sample Date	Result \1	Units	Duplicate Match
			OU5-CTA-1B-4070(52)-DUP01	2/25/2002	8.5	mg/kg	OU5-CTA-1B-4070(52)-(220,100)
			OU5-CTA-1B-4070(52)-DUP02	2/25/2002	18	mg/kg	OU5-CTA-1B-4070(52)-(240,20)
			OU5-CTA-1B-4070(52)-DUP03	2/25/2002	11.8	mg/kg	OU5-CTA-1B-4070(52)-(120,100)
			OU5-CTA-1B-4070(52)-DUP04	2/25/2002	15.6	mg/kg	OU5-CTA-1B-4070(52)-(160,120)
CSA	**5**	**4115 45th Street**					
			OU5-CSA-5-4115(45)-(0,20)	12/12/2001	529 J	mg/kg	
			OU5-CSA-5-4115(45)-(0,40)	12/12/2001	218 J	mg/kg	
			OU5-CSA-5-4115(45)-(20,20)	12/12/2001	313 J	mg/kg	
			OU5-CSA-5-4115(45)-(20,220)	12/12/2001	14.9 J	mg/kg	
			OU5-CSA-5-4115(45)-(20,40)	12/12/2001	235 J	mg/kg	
			OU5-CSA-5-4115(45)-(20,60)	12/12/2001	186 J	mg/kg	
			OU5-CSA-5-4115(45)-(20,80)	12/12/2001	45.6 J	mg/kg	
			OU5-CSA-5-4115(45)-(40,100)	12/12/2001	96.4 J	mg/kg	
			OU5-CSA-5-4115(45)-(40,120)	12/12/2001	384 J	mg/kg	
			OU5-CSA-5-4115(45)-(40,140)	12/12/2001	364 J	mg/kg	
			OU5-CSA-5-4115(45)-(40,160)	12/12/2001	220 J	mg/kg	
			OU5-CSA-5-4115(45)-(40,180)	12/12/2001	170 J	mg/kg	
			OU5-CSA-5-4115(45)-(40,20)	12/12/2001	134 J	mg/kg	
			OU5-CSA-5-4115(45)-(40,200)	12/12/2001	301 J	mg/kg	
			OU5-CSA-5-4115(45)-(40,220)	12/12/2001	162 J	mg/kg	
			OU5-CSA-5-4115(45)-(40,240)	12/12/2001	26.9 J	mg/kg	
			OU5-CSA-5-4115(45)-(40,40)	12/12/2001	211 J	mg/kg	
			OU5-CSA-5-4115(45)-(40,80)	12/12/2001	72.3 J	mg/kg	
			OU5-CSA-5-4115(45)-(60,100)	12/12/2001	160 J	mg/kg	
			OU5-CSA-5-4115(45)-(60,120)	12/12/2001	170 J	mg/kg	
			OU5-CSA-5-4115(45)-(60,140)	12/12/2001	69.9 J	mg/kg	
			OU5-CSA-5-4115(45)-(60,160)	12/12/2001	95.4 J	mg/kg	
			OU5-CSA-5-4115(45)-(60,180)	12/12/2001	497 J	mg/kg	
			OU5-CSA-5-4115(45)-(60,20)	12/12/2001	130 J	mg/kg	
			OU5-CSA-5-4115(45)-(60,200)	12/12/2001	296 J	mg/kg	
			OU5-CSA-5-4115(45)-(60,220)	12/12/2001	195 J	mg/kg	
			OU5-CSA-5-4115(45)-(60,240)	12/12/2001	27.1 J	mg/kg	
			OU5-CSA-5-4115(45)-(60,40)	12/12/2001	211 J	mg/kg	
			OU5-CSA-5-4115(45)-(60,60)	12/12/2001	104 J	mg/kg	
			OU5-CSA-5-4115(45)-(60,80)	12/12/2001	26.1 J	mg/kg	
			OU5-CSA-5-4115(45)-(80,100)	12/12/2001	178 J	mg/kg	
			OU5-CSA-5-4115(45)-(80,20)	12/12/2001	183 J	mg/kg	
			OU5-CSA-5-4115(45)-(80,40)	12/12/2001	146 J	mg/kg	
			OU5-CSA-5-4115(45)-(80,60)	12/12/2001	176 J	mg/kg	

Area	Group	Address	Sample ID	Sample Date	Result \1	Units	Duplicate Match
			OU5-CSA-5-4115(45)-(80,80)	12/12/2001	119 J	mg/kg	
			OU5-CSA-5-4115(45)-DUP01	12/12/2001	87 J	mg/kg	OU5-CSA-5-4115(45)-(60,60)
			OU5-CSA-5-4115(45)-DUP02	12/12/2001	307 J	mg/kg	OU5-CSA-5-4115(45)-(40,200)
			OU5-CSA-5-4115(45)-SB1	12/10/2001	5.7	mg/kg	
			OU5-CSA-5-4115(45)-SB10	12/10/2001	0.42 U	mg/kg	
			OU5-CSA-5-4115(45)-SB2	12/10/2001	3	mg/kg	
			OU5-CSA-5-4115(45)-SB3	12/10/2001	7.9	mg/kg	
			OU5-CSA-5-4115(45)-SB4	12/10/2001	3.6	mg/kg	
			OU5-CSA-5-4115(45)-SB5	12/10/2001	0.44 J	mg/kg	
			OU5-CSA-5-4115(45)-SB6	12/10/2001	2.5	mg/kg	
			OU5-CSA-5-4115(45)-SB7	12/10/2001	2.1 J	mg/kg	
			OU5-CSA-5-4115(45)-SB8	12/10/2001	2.3 J	mg/kg	
			OU5-CSA-5-4115(45)-SB9	12/10/2001	0.97 J	mg/kg	
CTA	***1D***	***4118 49th Street***					
			OU5-CTA-1D-4118(49)-(100,100)	12/18/2001	5	mg/kg	
			OU5-CTA-1D-4118(49)-(100,120)	12/18/2001	7.6	mg/kg	
			OU5-CTA-1D-4118(49)-(100,20)	12/18/2001	2.4 J	mg/kg	
			OU5-CTA-1D-4118(49)-(100,40)	12/18/2001	2.3 J	mg/kg	
			OU5-CTA-1D-4118(49)-(100,60)	12/18/2001	14.9	mg/kg	
			OU5-CTA-1D-4118(49)-(120,100)	12/18/2001	5.5	mg/kg	
			OU5-CTA-1D-4118(49)-(120,120)	12/18/2001	15.6	mg/kg	
			OU5-CTA-1D-4118(49)-(120,20)	12/18/2001	3.5	mg/kg	
			OU5-CTA-1D-4118(49)-(120,40)	12/18/2001	2.8 J	mg/kg	
			OU5-CTA-1D-4118(49)-(120,60)	12/18/2001	5.4	mg/kg	
			OU5-CTA-1D-4118(49)-(120,80)	12/18/2001	3.4	mg/kg	
			OU5-CTA-1D-4118(49)-(140,100)	12/18/2001	6.5	mg/kg	
			OU5-CTA-1D-4118(49)-(140,20)	12/18/2001	4.3	mg/kg	
			OU5-CTA-1D-4118(49)-(140,40)	12/18/2001	3	mg/kg	
			OU5-CTA-1D-4118(49)-(140,60)	12/18/2001	4.5	mg/kg	
			OU5-CTA-1D-4118(49)-(140,80)	12/18/2001	2.4 J	mg/kg	
			OU5-CTA-1D-4118(49)-(160,100)	12/18/2001	10.9	mg/kg	
			OU5-CTA-1D-4118(49)-(160,40)	12/18/2001	3.5	mg/kg	
			OU5-CTA-1D-4118(49)-(160,60)	12/18/2001	4.3	mg/kg	
			OU5-CTA-1D-4118(49)-(160,80)	12/18/2001	2.9	mg/kg	
			OU5-CTA-1D-4118(49)-(180,80)	12/18/2001	4.6	mg/kg	
			OU5-CTA-1D-4118(49)-(40,40)	12/18/2001	2.8	mg/kg	
			OU5-CTA-1D-4118(49)-(40,60)	12/18/2001	3	mg/kg	
			OU5-CTA-1D-4118(49)-(40,80)	12/18/2001	18.4	mg/kg	
			OU5-CTA-1D-4118(49)-(60,100)	12/18/2001	3.6	mg/kg	

Area	Group	Address	Sample ID	Sample Date	Result \1	Units	Duplicate Match
			OU5-CTA-1D-4118(49)-(60,120)	12/18/2001	4.5	mg/kg	
			OU5-CTA-1D-4118(49)-(60,40)	12/18/2001	2.3 J	mg/kg	
			OU5-CTA-1D-4118(49)-(60,60)	12/18/2001	5.9	mg/kg	
			OU5-CTA-1D-4118(49)-(60,80)	12/18/2001	4.1	mg/kg	
			OU5-CTA-1D-4118(49)-(80,100)	12/18/2001	3	mg/kg	
			OU5-CTA-1D-4118(49)-(80,120)	12/18/2001	6.5	mg/kg	
			OU5-CTA-1D-4118(49)-(80,40)	12/18/2001	4.9	mg/kg	
			OU5-CTA-1D-4118(49)-(80,60)	12/18/2001	3.4	mg/kg	
			OU5-CTA-1D-4118(49)-(80,80)	12/18/2001	7.2	mg/kg	
			OU5-CTA-1D-4118(49)-DUP01	12/18/2001	3.5	mg/kg	OU5-CTA-1D-4118(49)-(120,80)
			OU5-CTA-1D-4118(49)-DUP02	12/18/2001	3.2	mg/kg	OU5-CTA-1D-4118(49)-(120,20)
CSA	**5**	**4119 45th Street**					
			OU5-CSA-5-4119(45)-(100,100)	1/11/2002	60.8	mg/kg	
			OU5-CSA-5-4119(45)-(100,120)	1/11/2002	22.2	mg/kg	
			OU5-CSA-5-4119(45)-(100,140)	1/11/2002	39.4	mg/kg	
			OU5-CSA-5-4119(45)-(100,160)	1/11/2002	38.9	mg/kg	
			OU5-CSA-5-4119(45)-(100,180)	1/11/2002	39.8	mg/kg	
			OU5-CSA-5-4119(45)-(20,20)	1/11/2002	4.5	mg/kg	
			OU5-CSA-5-4119(45)-(20,40)	1/11/2002	4.4	mg/kg	
			OU5-CSA-5-4119(45)-(20,60)	1/11/2002	5.3	mg/kg	
			OU5-CSA-5-4119(45)-(40,100)	1/11/2002	33.1	mg/kg	
			OU5-CSA-5-4119(45)-(40,20)	1/11/2002	4.7	mg/kg	
			OU5-CSA-5-4119(45)-(40,40)	1/11/2002	4.7	mg/kg	
			OU5-CSA-5-4119(45)-(40,60)	1/11/2002	3.3	mg/kg	
			OU5-CSA-5-4119(45)-(40,80)	1/11/2002	10	mg/kg	
			OU5-CSA-5-4119(45)-(60,100)	1/11/2002	35.6	mg/kg	
			OU5-CSA-5-4119(45)-(60,120)	1/11/2002	201	mg/kg	
			OU5-CSA-5-4119(45)-(60,140)	1/11/2002	5.6	mg/kg	
			OU5-CSA-5-4119(45)-(60,160)	1/11/2002	8.2	mg/kg	
			OU5-CSA-5-4119(45)-(60,180)	1/11/2002	38.4	mg/kg	
			OU5-CSA-5-4119(45)-(60,20)	1/11/2002	36.3	mg/kg	
			OU5-CSA-5-4119(45)-(60,200)	1/11/2002	6.9	mg/kg	
			OU5-CSA-5-4119(45)-(60,40)	1/11/2002	11.1	mg/kg	
			OU5-CSA-5-4119(45)-(60,80)	1/11/2002	24.9	mg/kg	
			OU5-CSA-5-4119(45)-(80,120)	1/11/2002	9.3	mg/kg	
			OU5-CSA-5-4119(45)-(80,140)	1/11/2002	5	mg/kg	
			OU5-CSA-5-4119(45)-(80,160)	1/11/2002	7.8	mg/kg	
			OU5-CSA-5-4119(45)-(80,180)	1/11/2002	7.1	mg/kg	
			OU5-CSA-5-4119(45)-(80,200)	1/11/2002	4.6	mg/kg	

Area	Group	Address	Sample ID	Sample Date	Result \1	Units	Duplicate Match
			OU5-CSA-5-4119(45)-(80,40)	1/11/2002	111	mg/kg	
			OU5-CSA-5-4119(45)-(80,60)	1/11/2002	4.8	mg/kg	
			OU5-CSA-5-4119(45)-(80,80)	1/11/2002	4.7	mg/kg	
			OU5-CSA-5-4119(45)-DUP01	1/11/2002	5.4	mg/kg	OU5-CSA-5-4119(45)-(80,140)
			OU5-CSA-5-4119(45)-DUP02	1/11/2002	4.7	mg/kg	OU5-CSA-5-4119(45)-(40,20)
			OU5-CSA-5-4119(45)-SB1	1/7/2002	9.3	mg/kg	
CSA	6	4200 43rd Street					
			OU5-CSA-6-4200(43)-(100,120)	1/17/2002	12.6 K	mg/kg	
			OU5-CSA-6-4200(43)-(100,20)	1/17/2002	7.1 K	mg/kg	
			OU5-CSA-6-4200(43)-(100,40)	1/17/2002	5.2 K	mg/kg	
			OU5-CSA-6-4200(43)-(100,60)	1/17/2002	6.8 K	mg/kg	
			OU5-CSA-6-4200(43)-(100,80)	1/17/2002	4.6 K	mg/kg	
			OU5-CSA-6-4200(43)-(120,100)	1/17/2002	5 K	mg/kg	
			OU5-CSA-6-4200(43)-(120,120)	1/17/2002	4.1 K	mg/kg	
			OU5-CSA-6-4200(43)-(120,20)	1/17/2002	6.7 K	mg/kg	
			OU5-CSA-6-4200(43)-(120,40)	1/17/2002	7.1 K	mg/kg	
			OU5-CSA-6-4200(43)-(120,60)	1/17/2002	11 K	mg/kg	
			OU5-CSA-6-4200(43)-(120,80)	1/17/2002	5.8 K	mg/kg	
			OU5-CSA-6-4200(43)-(140,100)	1/17/2002	5.3 K	mg/kg	
			OU5-CSA-6-4200(43)-(140,20)	1/17/2002	5.4 K	mg/kg	
			OU5-CSA-6-4200(43)-(140,40)	1/17/2002	5 K	mg/kg	
			OU5-CSA-6-4200(43)-(140,60)	1/17/2002	10.8 K	mg/kg	
			OU5-CSA-6-4200(43)-(140,80)	1/17/2002	4.8 K	mg/kg	
			OU5-CSA-6-4200(43)-(160,100)	1/17/2002	4.9 K	mg/kg	
			OU5-CSA-6-4200(43)-(160,60)	1/17/2002	7 K	mg/kg	
			OU5-CSA-6-4200(43)-(160,80)	1/17/2002	7.4 K	mg/kg	
			OU5-CSA-6-4200(43)-(20,100)	1/17/2002	5.6 K	mg/kg	
			OU5-CSA-6-4200(43)-(20,60)	1/17/2002	7.6 K	mg/kg	
			OU5-CSA-6-4200(43)-(20,80)	1/17/2002	4.5 K	mg/kg	
			OU5-CSA-6-4200(43)-(40,100)	1/17/2002	4.2 K	mg/kg	
			OU5-CSA-6-4200(43)-(40,120)	1/17/2002	4.4 K	mg/kg	
			OU5-CSA-6-4200(43)-(40,140)	1/17/2002	3.8 K	mg/kg	
			OU5-CSA-6-4200(43)-(40,60)	1/17/2002	8.9 K	mg/kg	
			OU5-CSA-6-4200(43)-(40,80)	1/17/2002	4.2 K	mg/kg	
			OU5-CSA-6-4200(43)-(60,100)	1/17/2002	5.5 K	mg/kg	
			OU5-CSA-6-4200(43)-(60,120)	1/17/2002	9.1 K	mg/kg	
			OU5-CSA-6-4200(43)-(60,140)	1/17/2002	5 K	mg/kg	
			OU5-CSA-6-4200(43)-(60,40)	1/17/2002	8.2 K	mg/kg	
			OU5-CSA-6-4200(43)-(60,60)	1/17/2002	8.9 K	mg/kg	

Area	Group	Address	Sample ID	Sample Date	Result \1	Units	Duplicate Match
			OU5-CSA-6-4200(43)-(60,80)	1/17/2002	8.4 K	mg/kg	
			OU5-CSA-6-4200(43)-(80,100)	1/17/2002	9.7 K	mg/kg	
			OU5-CSA-6-4200(43)-(80,120)	1/17/2002	6.2 K	mg/kg	
			OU5-CSA-6-4200(43)-(80,40)	1/17/2002	7.6 K	mg/kg	
			OU5-CSA-6-4200(43)-(80,60)	1/17/2002	19.8 K	mg/kg	
			OU5-CSA-6-4200(43)-(80,80)	1/17/2002	7.7 K	mg/kg	
			OU5-CSA-6-4200(43)-DUP01	1/17/2002	12.5 K	mg/kg	OU5-CSA-6-4200(43)-(100,120)
			OU5-CSA-6-4200(43)-DUP02	1/17/2002	12.7 K	mg/kg	OU5-CSA-6-4200(43)-(100,60)
			OU5-CSA-6-4200(43)-SB1	1/14/2002	3.1 J	mg/kg	
CTA	**1A**	**4201 Fordham Road**					
			OU5-CTA-1A-4201FR-(100,100)	1/7/2002	5.5	mg/kg	
			OU5-CTA-1A-4201FR-(100,120)	1/7/2002	6.7	mg/kg	
			OU5-CTA-1A-4201FR-(100,140)	1/7/2002	12.1	mg/kg	
			OU5-CTA-1A-4201FR-(100,160)	1/7/2002	4.4	mg/kg	
			OU5-CTA-1A-4201FR-(100,40)	1/7/2002	14	mg/kg	
			OU5-CTA-1A-4201FR-(100,60)	1/7/2002	21.2	mg/kg	
			OU5-CTA-1A-4201FR-(100,80)	1/7/2002	9.4	mg/kg	
			OU5-CTA-1A-4201FR-(120,100)	1/7/2002	4.9	mg/kg	
			OU5-CTA-1A-4201FR-(120,120)	1/7/2002	13.3	mg/kg	
			OU5-CTA-1A-4201FR-(120,140)	1/7/2002	4.8	mg/kg	
			OU5-CTA-1A-4201FR-(120,160)	1/7/2002	3.3 J	mg/kg	
			OU5-CTA-1A-4201FR-(120,180)	1/7/2002	7	mg/kg	
			OU5-CTA-1A-4201FR-(120,60)	1/7/2002	22.6	mg/kg	
			OU5-CTA-1A-4201FR-(120,80)	1/7/2002	7.4	mg/kg	
			OU5-CTA-1A-4201FR-(140,60)	1/7/2002	3.1	mg/kg	
			OU5-CTA-1A-4201FR-(140,80)	1/7/2002	3.6	mg/kg	
			OU5-CTA-1A-4201FR-(20,40)	1/7/2002	8.1	mg/kg	
			OU5-CTA-1A-4201FR-(20,60)	1/7/2002	5.1	mg/kg	
			OU5-CTA-1A-4201FR-(20,80)	1/7/2002	3.8	mg/kg	
			OU5-CTA-1A-4201FR-(40,100)	1/7/2002	4.8	mg/kg	
			OU5-CTA-1A-4201FR-(40,20)	1/7/2002	4.3	mg/kg	
			OU5-CTA-1A-4201FR-(40,40)	1/7/2002	7.1	mg/kg	
			OU5-CTA-1A-4201FR-(40,60)	1/7/2002	6.8	mg/kg	
			OU5-CTA-1A-4201FR-(40,80)	1/7/2002	5.2	mg/kg	
			OU5-CTA-1A-4201FR-(60,100)	1/7/2002	9.9	mg/kg	
			OU5-CTA-1A-4201FR-(60,120)	1/7/2002	3.9	mg/kg	
			OU5-CTA-1A-4201FR-(60,80)	1/7/2002	2.4	mg/kg	
			OU5-CTA-1A-4201FR-(80,100)	1/7/2002	6.6	mg/kg	
			OU5-CTA-1A-4201FR-(80,120)	1/7/2002	12.9	mg/kg	

Area	Group	Address	Sample ID	Sample Date	Result \1	Units	Duplicate Match
			OU5-CTA-1A-4201FR-(80,140)	1/7/2002	4.6	mg/kg	
			OU5-CTA-1A-4201FR-(80,20)	1/7/2002	6.6	mg/kg	
			OU5-CTA-1A-4201FR-(80,40)	1/7/2002	6.4	mg/kg	
			OU5-CTA-1A-4201FR-(80,60)	1/7/2002	6.2	mg/kg	
			OU5-CTA-1A-4201FR-(80,80)	1/7/2002	5	mg/kg	
			OU5-CTA-1A-4201FR-DUP01	1/7/2002	19.6	mg/kg	OU5-CTA-1A-4201FR-(100,60)
			OU5-CTA-1A-4201FR-DUP02	1/7/2002	8.9	mg/kg	OU5-CTA-1A-4201FR-(60,100)
CSA	6	4212 Yuma Street					
			OU5-CSA-6-4212YS-(100,100)	1/24/2002	11.5	mg/kg	
			OU5-CSA-6-4212YS-(100,40)	1/24/2002	6	mg/kg	
			OU5-CSA-6-4212YS-(100,60)	1/24/2002	4.8	mg/kg	
			OU5-CSA-6-4212YS-(100,80)	1/24/2002	7	mg/kg	
			OU5-CSA-6-4212YS-(120,100)	1/24/2002	5.1	mg/kg	
			OU5-CSA-6-4212YS-(120,40)	1/24/2002	5.5	mg/kg	
			OU5-CSA-6-4212YS-(120,60)	1/24/2002	5	mg/kg	
			OU5-CSA-6-4212YS-(120,80)	1/24/2002	4.6	mg/kg	
			OU5-CSA-6-4212YS-(140,60)	1/24/2002	4.8	mg/kg	
			OU5-CSA-6-4212YS-(140,80)	1/24/2002	27.2	mg/kg	
			OU5-CSA-6-4212YS-(20,40)	1/24/2002	14.2	mg/kg	
			OU5-CSA-6-4212YS-(20,60)	1/24/2002	11.8	mg/kg	
			OU5-CSA-6-4212YS-(20,80)	1/24/2002	7.5	mg/kg	
			OU5-CSA-6-4212YS-(40,20)	1/24/2002	10.8	mg/kg	
			OU5-CSA-6-4212YS-(40,40)	1/24/2002	13.2	mg/kg	
			OU5-CSA-6-4212YS-(40,60)	1/24/2002	7.7	mg/kg	
			OU5-CSA-6-4212YS-(40,80)	1/24/2002	7.3	mg/kg	
			OU5-CSA-6-4212YS-(60,100)	1/24/2002	7.1	mg/kg	
			OU5-CSA-6-4212YS-(60,20)	1/24/2002	9.7	mg/kg	
			OU5-CSA-6-4212YS-(60,40)	1/24/2002	10.9	mg/kg	
			OU5-CSA-6-4212YS-(60,60)	1/24/2002	15.8	mg/kg	
			OU5-CSA-6-4212YS-(60,80)	1/24/2002	5.6	mg/kg	
			OU5-CSA-6-4212YS-(80,100)	1/24/2002	5	mg/kg	
			OU5-CSA-6-4212YS-(80,40)	1/24/2002	7.4	mg/kg	
			OU5-CSA-6-4212YS-(80,60)	1/24/2002	5.9	mg/kg	
			OU5-CSA-6-4212YS-(80,80)	1/24/2002	5.7	mg/kg	
			OU5-CSA-6-4212YS-DUP01	1/24/2002	7.4	mg/kg	OU5-CSA-6-4212YS-(20,80)
			OU5-CSA-6-4212YS-SB1	1/21/2002	1.8 J	mg/kg	
CSA	6	4215 Yuma Street					
			OU5-CSA-6-4215YS-(100,100)	2/27/2002	6.2	mg/kg	

Area	Group	Address	Sample ID	Sample Date	Result \1	Units	Duplicate Match
			OU5-CSA-6-4215YS-(100,120)	2/27/2002	5.8	mg/kg	
			OU5-CSA-6-4215YS-(100,40)	2/27/2002	3.9	mg/kg	
			OU5-CSA-6-4215YS-(100,60)	2/27/2002	12.8	mg/kg	
			OU5-CSA-6-4215YS-(120,100)	2/27/2002	7.1	mg/kg	
			OU5-CSA-6-4215YS-(120,120)	2/27/2002	4.4	mg/kg	
			OU5-CSA-6-4215YS-(120,40)	2/27/2002	6	mg/kg	
			OU5-CSA-6-4215YS-(120,80)	2/27/2002	5.8	mg/kg	
			OU5-CSA-6-4215YS-(140,120)	2/27/2002	3.1	mg/kg	
			OU5-CSA-6-4215YS-(140,40)	2/27/2002	5.4	mg/kg	
			OU5-CSA-6-4215YS-(140,60)	2/27/2002	5.2	mg/kg	
			OU5-CSA-6-4215YS-(140,80)	2/27/2002	7.6	mg/kg	
			OU5-CSA-6-4215YS-(160,100)	2/27/2002	5.4	mg/kg	
			OU5-CSA-6-4215YS-(160,60)	2/27/2002	7.2	mg/kg	
			OU5-CSA-6-4215YS-(160,80)	2/27/2002	3.9	mg/kg	
			OU5-CSA-6-4215YS-(20,40)	2/27/2002	6.3	mg/kg	
			OU5-CSA-6-4215YS-(20,60)	2/27/2002	5.6	mg/kg	
			OU5-CSA-6-4215YS-(20,80)	2/27/2002	8	mg/kg	
			OU5-CSA-6-4215YS-(40,20)	2/27/2002	5.1	mg/kg	
			OU5-CSA-6-4215YS-(40,40)	2/27/2002	8.2	mg/kg	
			OU5-CSA-6-4215YS-(40,60)	2/27/2002	8.1	mg/kg	
			OU5-CSA-6-4215YS-(40,80)	2/27/2002	5.6	mg/kg	
			OU5-CSA-6-4215YS-(60,100)	2/27/2002	5.9	mg/kg	
			OU5-CSA-6-4215YS-(60,20)	2/27/2002	8.5	mg/kg	
			OU5-CSA-6-4215YS-(60,40)	2/27/2002	46	mg/kg	
			OU5-CSA-6-4215YS-(60,60)	2/27/2002	60.1	mg/kg	
			OU5-CSA-6-4215YS-(60,80)	2/27/2002	53	mg/kg	
			OU5-CSA-6-4215YS-(80,100)	2/27/2002	10.8	mg/kg	
			OU5-CSA-6-4215YS-(80,20)	2/27/2002	8	mg/kg	
			OU5-CSA-6-4215YS-(80,40)	2/27/2002	5.4	mg/kg	
			OU5-CSA-6-4215YS-(80,60)	2/27/2002	51.6	mg/kg	
			OU5-CSA-6-4215YS-(80,80)	2/27/2002	4.1	mg/kg	
			OU5-CSA-6-4215YS-DUP01	2/27/2002	8.5	mg/kg	OU5-CSA-6-4215YS-(120,100)
			OU5-CSA-6-4215YS-DUP02	2/27/2002	52	mg/kg	OU5-CSA-6-4215YS-(60,80)
			OU5-CSA-6-4215YS-SB1	2/28/2002	12.8	mg/kg	
CSA	**7**	**4216 Van Ness Street**					
			OU5-CSA-7-4216VNS-(100,100)	1/29/2002	7.8	mg/kg	
			OU5-CSA-7-4216VNS-(100,120)	1/29/2002	9.7	mg/kg	
			OU5-CSA-7-4216VNS-(100,40)	1/29/2002	5.2	mg/kg	
			OU5-CSA-7-4216VNS-(100,60)	1/29/2002	5.2	mg/kg	

Area	Group	Address	Sample ID	Sample Date	Result \1	Units	Duplicate Match
			OU5-CSA-7-4216VNS-(120,100)	1/29/2002	7.2	mg/kg	
			OU5-CSA-7-4216VNS-(120,120)	1/29/2002	13.2	mg/kg	
			OU5-CSA-7-4216VNS-(120,40)	1/29/2002	10.4	mg/kg	
			OU5-CSA-7-4216VNS-(120,60)	1/29/2002	6.5	mg/kg	
			OU5-CSA-7-4216VNS-(120,80)	1/29/2002	9.1	mg/kg	
			OU5-CSA-7-4216VNS-(140,100)	1/29/2002	9.2	mg/kg	
			OU5-CSA-7-4216VNS-(140,120)	1/29/2002	10.5	mg/kg	
			OU5-CSA-7-4216VNS-(140,140)	1/29/2002	5.6	mg/kg	
			OU5-CSA-7-4216VNS-(140,60)	1/29/2002	10.3	mg/kg	
			OU5-CSA-7-4216VNS-(140,80)	1/29/2002	9.2	mg/kg	
			OU5-CSA-7-4216VNS-(160,100)	1/29/2002	6.2	mg/kg	
			OU5-CSA-7-4216VNS-(160,120)	1/29/2002	4.5	mg/kg	
			OU5-CSA-7-4216VNS-(160,60)	1/29/2002	13.4	mg/kg	
			OU5-CSA-7-4216VNS-(160,80)	1/29/2002	6	mg/kg	
			OU5-CSA-7-4216VNS-(180,100)	1/29/2002	5.2	mg/kg	
			OU5-CSA-7-4216VNS-(180,120)	1/29/2002	6.5	mg/kg	
			OU5-CSA-7-4216VNS-(180,60)	1/29/2002	28.9	mg/kg	
			OU5-CSA-7-4216VNS-(180,80)	1/29/2002	8	mg/kg	
			OU5-CSA-7-4216VNS-(20,80)	1/29/2002	1.9 J	mg/kg	
			OU5-CSA-7-4216VNS-(200,80)	1/29/2002	5.3	mg/kg	
			OU5-CSA-7-4216VNS-(40,20)	1/29/2002	1.5 J	mg/kg	
			OU5-CSA-7-4216VNS-(40,40)	1/29/2002	4.1	mg/kg	
			OU5-CSA-7-4216VNS-(40,60)	1/29/2002	7	mg/kg	
			OU5-CSA-7-4216VNS-(40,80)	1/29/2002	6.4	mg/kg	
			OU5-CSA-7-4216VNS-(60,100)	1/29/2002	4.7	mg/kg	
			OU5-CSA-7-4216VNS-(60,20)	1/29/2002	6.3	mg/kg	
			OU5-CSA-7-4216VNS-(60,40)	1/29/2002	6.5	mg/kg	
			OU5-CSA-7-4216VNS-(60,60)	1/29/2002	4.7	mg/kg	
			OU5-CSA-7-4216VNS-(60,80)	1/29/2002	7.3	mg/kg	
			OU5-CSA-7-4216VNS-(80,100)	1/29/2002	5.8	mg/kg	
			OU5-CSA-7-4216VNS-(80,20)	1/29/2002	6.5	mg/kg	
			OU5-CSA-7-4216VNS-(80,40)	1/29/2002	3.8	mg/kg	
			OU5-CSA-7-4216VNS-(80,60)	1/29/2002	7.1	mg/kg	
			OU5-CSA-7-4216VNS-(80,80)	1/29/2002	5.5	mg/kg	
			OU5-CSA-7-4216VNS-DUP01	1/29/2002	5.5	mg/kg	OU5-CSA-7-4216VNS-(60,60)
			OU5-CSA-7-4216VNS-DUP02	1/29/2002	7.9	mg/kg	OU5-CSA-7-4216VNS-(140,80)
			OU5-CSA-7-4216VNS-SB1	2/4/2002	7.9	mg/kg	
CTA	***1A***	***4219 50th Street***					
			OU5-CTA-1A-4219(50)-(100,100)	9/26/2001	110	mg/kg	

Area	Group	Address	Sample ID	Sample Date	Result \1	Units	Duplicate Match
			OU5-CTA-1A-4219(50)-(100,120)	9/26/2001	6.6	mg/kg	
			OU5-CTA-1A-4219(50)-(100,20)	9/26/2001	2.7	mg/kg	
			OU5-CTA-1A-4219(50)-(100,40)	9/26/2001	5.2	mg/kg	
			OU5-CTA-1A-4219(50)-(100,60)	9/26/2001	5.3	mg/kg	
			OU5-CTA-1A-4219(50)-(100,80)	9/26/2001	28.9	mg/kg	
			OU5-CTA-1A-4219(50)-(120,100)	9/26/2001	3.4	mg/kg	
			OU5-CTA-1A-4219(50)-(120,20)	9/26/2001	7.4	mg/kg	
			OU5-CTA-1A-4219(50)-(120,40)	9/26/2001	3.9	mg/kg	
			OU5-CTA-1A-4219(50)-(120,60)	9/26/2001	3.5	mg/kg	
			OU5-CTA-1A-4219(50)-(120,80)	9/26/2001	5.2	mg/kg	
			OU5-CTA-1A-4219(50)-(140,100)	9/26/2001	3.8	mg/kg	
			OU5-CTA-1A-4219(50)-(140,60)	9/26/2001	4.7	mg/kg	
			OU5-CTA-1A-4219(50)-(140,80)	9/26/2001	5.2	mg/kg	
			OU5-CTA-1A-4219(50)-(160,80)	9/26/2001	11.2	mg/kg	
			OU5-CTA-1A-4219(50)-(20,40)	9/26/2001	22.1	mg/kg	
			OU5-CTA-1A-4219(50)-(20,60)	9/26/2001	107	mg/kg	
			OU5-CTA-1A-4219(50)-(20,80)	9/26/2001	80.3	mg/kg	
			OU5-CTA-1A-4219(50)-(40,100)	9/26/2001	53.3	mg/kg	
			OU5-CTA-1A-4219(50)-(40,40)	9/26/2001	59.9	mg/kg	
			OU5-CTA-1A-4219(50)-(40,60)	9/26/2001	91.4	mg/kg	
			OU5-CTA-1A-4219(50)-(40,80)	9/26/2001	162	mg/kg	
			OU5-CTA-1A-4219(50)-(60,100)	9/26/2001	35.2	mg/kg	
			OU5-CTA-1A-4219(50)-(60,120)	9/26/2001	170	mg/kg	
			OU5-CTA-1A-4219(50)-(60,140)	9/26/2001	82.3	mg/kg	
			OU5-CTA-1A-4219(50)-(60,40)	9/26/2001	101	mg/kg	
			OU5-CTA-1A-4219(50)-(60,60)	9/26/2001	50.5	mg/kg	
			OU5-CTA-1A-4219(50)-(60,80)	9/26/2001	18.9	mg/kg	
			OU5-CTA-1A-4219(50)-(80,100)	9/26/2001	30	mg/kg	
			OU5-CTA-1A-4219(50)-(80,120)	9/26/2001	19.3	mg/kg	
			OU5-CTA-1A-4219(50)-(80,140)	9/26/2001	5.9	mg/kg	
			OU5-CTA-1A-4219(50)-(80,40)	9/26/2001	79.2	mg/kg	
			OU5-CTA-1A-4219(50)-(80,80)	9/26/2001	10.3	mg/kg	
			OU5-CTA-1A-4219(50)-DUP01	9/26/2001	4.9	mg/kg	OU5-CTA-1A-4219(50)-(80,120)
			OU5-CTA-1A-4219(50)-DUP02	9/26/2001	36.6	mg/kg	OU5-CTA-1A-4219(50)-(60,100)
CSA	6	4221 43rd Street					
			OU5-CSA-6-4221(43)-(0,40)	11/7/2002	10 \2	mg/kg	
			OU5-CSA-6-4221(43)-(0,60)	11/7/2002	6.4 \2	mg/kg	
			OU5-CSA-6-4221(43)-(100,100)	11/7/2002	17.8 K \2	mg/kg	
			OU5-CSA-6-4221(43)-(100,120)	11/7/2002	9.8 K \2	mg/kg	

Area	Group	Address	Sample ID	Sample Date	Result \1	Units	Duplicate Match
			OU5-CSA-6-4221(43)-(100,140)	11/7/2002	8.4 K \2	mg/kg	
			OU5-CSA-6-4221(43)-(20,100)	11/7/2002	16.6 K \2	mg/kg	
			OU5-CSA-6-4221(43)-(20,20)	11/7/2002	5.8 K \2	mg/kg	
			OU5-CSA-6-4221(43)-(20,40)	11/7/2002	6 \2	mg/kg	
			OU5-CSA-6-4221(43)-(20,60)	11/7/2002	19.6 K \2	mg/kg	
			OU5-CSA-6-4221(43)-(20,80)	11/7/2002	7 K \2	mg/kg	
			OU5-CSA-6-4221(43)-(40,100)	11/7/2002	5.9 K \2	mg/kg	
			OU5-CSA-6-4221(43)-(40,120)	11/7/2002	31.5 K \2	mg/kg	
			OU5-CSA-6-4221(43)-(40,140)	11/7/2002	6.5 K \2	mg/kg	
			OU5-CSA-6-4221(43)-(40,160)	11/7/2002	7.3 K \2	mg/kg	
			OU5-CSA-6-4221(43)-(40,20)	11/7/2002	6.7 \2	mg/kg	
			OU5-CSA-6-4221(43)-(40,40)	11/7/2002	10.3 \2	mg/kg	
			OU5-CSA-6-4221(43)-(40,60)	11/7/2002	10.7 K \2	mg/kg	
			OU5-CSA-6-4221(43)-(40,80)	11/7/2002	7.1 K \2	mg/kg	
			OU5-CSA-6-4221(43)-(60,100)	11/7/2002	8.7 K \2	mg/kg	
			OU5-CSA-6-4221(43)-(60,140)	11/7/2002	15.3 K \2	mg/kg	
			OU5-CSA-6-4221(43)-(60,160)	11/7/2002	6.5 K \2	mg/kg	
			OU5-CSA-6-4221(43)-(60,20)	11/7/2002	6.6 \2	mg/kg	
			OU5-CSA-6-4221(43)-(60,40)	11/7/2002	7.8 \2	mg/kg	
			OU5-CSA-6-4221(43)-(60,60)	11/7/2002	11.9 \2	mg/kg	
			OU5-CSA-6-4221(43)-(80,120)	11/7/2002	9.6 K \2	mg/kg	
			OU5-CSA-6-4221(43)-(80,140)	11/7/2002	7.7 K \2	mg/kg	
			OU5-CSA-6-4221(43)-(80,40)	11/7/2002	10 K \2	mg/kg	
			OU5-CSA-6-4221(43)-(80,60)	11/7/2002	9.2 K \2	mg/kg	
			OU5-CSA-6-4221(43)-(80,80)	11/7/2002	8.2 K \2	mg/kg	
			OU5-CSA-6-4221(43)-DUP01	11/7/2002	18.1 \2	mg/kg	OU5-CSA-6-4221(43)-(20,60)
CTA	**1A**	**4226 50th Street**					
			OU5-CTA-1A-4226(50)-(100,100)	11/19/2001	25.3	mg/kg	
			OU5-CTA-1A-4226(50)-(100,120)	11/19/2001	2.8 J	mg/kg	
			OU5-CTA-1A-4226(50)-(100,20)	11/19/2001	2.5	mg/kg	
			OU5-CTA-1A-4226(50)-(100,40)	11/19/2001	4.4	mg/kg	
			OU5-CTA-1A-4226(50)-(100,60)	11/19/2001	3.2 J	mg/kg	
			OU5-CTA-1A-4226(50)-(100,80)	11/19/2001	4.1	mg/kg	
			OU5-CTA-1A-4226(50)-(120,100)	11/19/2001	19.4	mg/kg	
			OU5-CTA-1A-4226(50)-(120,120)	11/19/2001	1.9 J	mg/kg	
			OU5-CTA-1A-4226(50)-(120,20)	11/19/2001	3	mg/kg	
			OU5-CTA-1A-4226(50)-(120,40)	11/19/2001	5.5	mg/kg	
			OU5-CTA-1A-4226(50)-(120,60)	11/19/2001	4.1	mg/kg	
			OU5-CTA-1A-4226(50)-(120,80)	11/19/2001	7.2	mg/kg	

Area	Group	Address	Sample ID	Sample Date	Result \1	Units	Duplicate Match
			OU5-CTA-1A-4226(50)-(140,100)	11/19/2001	3.2	mg/kg	
			OU5-CTA-1A-4226(50)-(140,120)	11/19/2001	2.1 J	mg/kg	
			OU5-CTA-1A-4226(50)-(140,40)	11/19/2001	1.9 J	mg/kg	
			OU5-CTA-1A-4226(50)-(140,60)	11/19/2001	2.1 J	mg/kg	
			OU5-CTA-1A-4226(50)-(140,80)	11/19/2001	4.5	mg/kg	
			OU5-CTA-1A-4226(50)-(160,100)	11/19/2001	4.9	mg/kg	
			OU5-CTA-1A-4226(50)-(160,80)	11/19/2001	3.2 J	mg/kg	
			OU5-CTA-1A-4226(50)-(20,100)	11/19/2001	3.1	mg/kg	
			OU5-CTA-1A-4226(50)-(20,80)	11/19/2001	3.5	mg/kg	
			OU5-CTA-1A-4226(50)-(40,100)	11/19/2001	3.6	mg/kg	
			OU5-CTA-1A-4226(50)-(40,120)	11/19/2001	3.2	mg/kg	
			OU5-CTA-1A-4226(50)-(40,140)	11/19/2001	2.3	mg/kg	
			OU5-CTA-1A-4226(50)-(40,60)	11/19/2001	4.3	mg/kg	
			OU5-CTA-1A-4226(50)-(40,80)	11/19/2001	4.2	mg/kg	
			OU5-CTA-1A-4226(50)-(60,100)	11/19/2001	3.6	mg/kg	
			OU5-CTA-1A-4226(50)-(60,120)	11/19/2001	2.7	mg/kg	
			OU5-CTA-1A-4226(50)-(60,140)	11/19/2001	2.7	mg/kg	
			OU5-CTA-1A-4226(50)-(60,60)	11/19/2001	2 J	mg/kg	
			OU5-CTA-1A-4226(50)-(60,80)	11/19/2001	3.9	mg/kg	
			OU5-CTA-1A-4226(50)-(80,100)	11/19/2001	5	mg/kg	
			OU5-CTA-1A-4226(50)-(80,120)	11/19/2001	3.4	mg/kg	
			OU5-CTA-1A-4226(50)-(80,40)	11/19/2001	1.8 J	mg/kg	
			OU5-CTA-1A-4226(50)-(80,60)	11/19/2001	5.7	mg/kg	
			OU5-CTA-1A-4226(50)-DUP01	11/19/2001	3.8	mg/kg	OU5-CTA-1A-4226(50)-(40,80)
			OU5-CTA-1A-4226(50)-DUP02	11/19/2001	3.2	mg/kg	OU5-CTA-1A-4226(50)-(140,100)
CTA	**1A**	**4227 Fordham Road**					
			OU5-CTA-1A-4227FR-(0,20)	12/28/2001	3.2	mg/kg	
			OU5-CTA-1A-4227FR-(0,40)	12/28/2001	4.9	mg/kg	
			OU5-CTA-1A-4227FR-(100,40)	12/28/2001	5.1	mg/kg	
			OU5-CTA-1A-4227FR-(100,60)	12/28/2001	22.4	mg/kg	
			OU5-CTA-1A-4227FR-(100,80)	12/28/2001	4	mg/kg	
			OU5-CTA-1A-4227FR-(120,60)	12/28/2001	4.9	mg/kg	
			OU5-CTA-1A-4227FR-(120,80)	12/28/2001	3.7	mg/kg	
			OU5-CTA-1A-4227FR-(20,100)	12/28/2001	4	mg/kg	
			OU5-CTA-1A-4227FR-(20,20)	12/28/2001	4.8	mg/kg	
			OU5-CTA-1A-4227FR-(20,40)	12/28/2001	5.5	mg/kg	
			OU5-CTA-1A-4227FR-(20,60)	12/28/2001	4.8	mg/kg	
			OU5-CTA-1A-4227FR-(20,80)	12/28/2001	3.3	mg/kg	
			OU5-CTA-1A-4227FR-(40,100)	12/28/2001	4.4	mg/kg	

Area	Group	Address	Sample ID	Sample Date	Result \1	Units	Duplicate Match
			OU5-CTA-1A-4227FR-(40,20)	12/28/2001	8.8	mg/kg	
			OU5-CTA-1A-4227FR-(40,40)	12/28/2001	6.2	mg/kg	
			OU5-CTA-1A-4227FR-(40,60)	12/28/2001	3.4	mg/kg	
			OU5-CTA-1A-4227FR-(40,80)	12/28/2001	3.8	mg/kg	
			OU5-CTA-1A-4227FR-(60,100)	12/28/2001	6	mg/kg	
			OU5-CTA-1A-4227FR-(60,20)	12/28/2001	4.5	mg/kg	
			OU5-CTA-1A-4227FR-(60,40)	12/28/2001	5	mg/kg	
			OU5-CTA-1A-4227FR-(60,80)	12/28/2001	6.2	mg/kg	
			OU5-CTA-1A-4227FR-(80,40)	12/28/2001	11.2	mg/kg	
			OU5-CTA-1A-4227FR-(80,60)	12/28/2001	5	mg/kg	
			OU5-CTA-1A-4227FR-(80,80)	12/28/2001	4	mg/kg	
			OU5-CTA-1A-4227FR-DUP01	12/28/2001	2.8	mg/kg	OU5-CTA-1A-4227FR-(20,100)
CTA	**1A**	**4230 Fordham Road**					
			OU5-CTA-1A-4230FR-(100,100)	10/15/2001	46.5	mg/kg	
			OU5-CTA-1A-4230FR-(100,120)	10/15/2001	3.5	mg/kg	
			OU5-CTA-1A-4230FR-(100,40)	10/15/2001	4	mg/kg	
			OU5-CTA-1A-4230FR-(100,60)	10/15/2001	4.5	mg/kg	
			OU5-CTA-1A-4230FR-(100,80)	10/15/2001	3.5	mg/kg	
			OU5-CTA-1A-4230FR-(120,100)	10/15/2001	4.2	mg/kg	
			OU5-CTA-1A-4230FR-(120,80)	10/15/2001	3 J	mg/kg	
			OU5-CTA-1A-4230FR-(20,100)	10/15/2001	4	mg/kg	
			OU5-CTA-1A-4230FR-(20,60)	10/15/2001	6.1	mg/kg	
			OU5-CTA-1A-4230FR-(20,80)	10/15/2001	6.9	mg/kg	
			OU5-CTA-1A-4230FR-(40,100)	10/15/2001	5.6	mg/kg	
			OU5-CTA-1A-4230FR-(40,120)	10/15/2001	2.4	mg/kg	
			OU5-CTA-1A-4230FR-(40,60)	10/15/2001	9.3	mg/kg	
			OU5-CTA-1A-4230FR-(40,80)	10/15/2001	22.6	mg/kg	
			OU5-CTA-1A-4230FR-(60,100)	10/15/2001	7.6	mg/kg	
			OU5-CTA-1A-4230FR-(60,120)	10/15/2001	6.3	mg/kg	
			OU5-CTA-1A-4230FR-(60,140)	10/15/2001	4.2	mg/kg	
			OU5-CTA-1A-4230FR-(60,40)	10/15/2001	5.6	mg/kg	
			OU5-CTA-1A-4230FR-(60,60)	10/15/2001	4.6	mg/kg	
			OU5-CTA-1A-4230FR-(60,80)	10/15/2001	225	mg/kg	
			OU5-CTA-1A-4230FR-(80,100)	10/15/2001	5.3	mg/kg	
			OU5-CTA-1A-4230FR-(80,120)	10/15/2001	5.7	mg/kg	
			OU5-CTA-1A-4230FR-(80,20)	10/15/2001	5.3	mg/kg	
			OU5-CTA-1A-4230FR-(80,40)	10/15/2001	13.3	mg/kg	
			OU5-CTA-1A-4230FR-(80,60)	10/15/2001	22.8	mg/kg	
			OU5-CTA-1A-4230FR-(80,80)	10/15/2001	37.9	mg/kg	

Area	Group	Address	Sample ID	Sample Date	Result \1	Units	Duplicate Match
			OU5-CTA-1A-4230FR-DUP01	10/15/2001	4.2	mg/kg	OU5-CTA-1A-4230FR-(20,100)
CTA	**1A**	**4248 50th Street**					
			OU5-CTA-1A-4248(50)-(0,60)	11/15/2001	2.9	mg/kg	
			OU5-CTA-1A-4248(50)-(100,100)	11/15/2001	15.5	mg/kg	
			OU5-CTA-1A-4248(50)-(100,120)	11/15/2001	1.6 J	mg/kg	
			OU5-CTA-1A-4248(50)-(100,40)	11/15/2001	2.5	mg/kg	
			OU5-CTA-1A-4248(50)-(100,60)	11/15/2001	9.8	mg/kg	
			OU5-CTA-1A-4248(50)-(100,80)	11/15/2001	24.1	mg/kg	
			OU5-CTA-1A-4248(50)-(120,100)	11/15/2001	3.7	mg/kg	
			OU5-CTA-1A-4248(50)-(120,120)	11/15/2001	4	mg/kg	
			OU5-CTA-1A-4248(50)-(120,60)	11/15/2001	10.5	mg/kg	
			OU5-CTA-1A-4248(50)-(120,80)	11/15/2001	3.8	mg/kg	
			OU5-CTA-1A-4248(50)-(140,80)	11/15/2001	2.6	mg/kg	
			OU5-CTA-1A-4248(50)-(20,100)	11/15/2001	2.4	mg/kg	
			OU5-CTA-1A-4248(50)-(20,120)	11/15/2001	2.5	mg/kg	
			OU5-CTA-1A-4248(50)-(20,40)	11/15/2001	2.7	mg/kg	
			OU5-CTA-1A-4248(50)-(20,60)	11/15/2001	3	mg/kg	
			OU5-CTA-1A-4248(50)-(20,80)	11/15/2001	3.1	mg/kg	
			OU5-CTA-1A-4248(50)-(40,100)	11/15/2001	2.9	mg/kg	
			OU5-CTA-1A-4248(50)-(40,120)	11/15/2001	2.6	mg/kg	
			OU5-CTA-1A-4248(50)-(40,20)	11/15/2001	2.4	mg/kg	
			OU5-CTA-1A-4248(50)-(40,40)	11/15/2001	2.4	mg/kg	
			OU5-CTA-1A-4248(50)-(40,60)	11/15/2001	2.5	mg/kg	
			OU5-CTA-1A-4248(50)-(40,80)	11/15/2001	2.2	mg/kg	
			OU5-CTA-1A-4248(50)-(60,100)	11/15/2001	3.1	mg/kg	
			OU5-CTA-1A-4248(50)-(60,120)	11/15/2001	3	mg/kg	
			OU5-CTA-1A-4248(50)-(60,20)	11/15/2001	5.3	mg/kg	
			OU5-CTA-1A-4248(50)-(60,40)	11/15/2001	2.6	mg/kg	
			OU5-CTA-1A-4248(50)-(60,60)	11/15/2001	1.8 J	mg/kg	
			OU5-CTA-1A-4248(50)-(60,80)	11/15/2001	3.1	mg/kg	
			OU5-CTA-1A-4248(50)-(80,100)	11/15/2001	2.3 J	mg/kg	
			OU5-CTA-1A-4248(50)-(80,120)	11/15/2001	4.4	mg/kg	
			OU5-CTA-1A-4248(50)-(80,20)	11/15/2001	2.8	mg/kg	
			OU5-CTA-1A-4248(50)-(80,40)	11/15/2001	2.3	mg/kg	
			OU5-CTA-1A-4248(50)-DUP01	11/15/2001	2.7	mg/kg	OU5-CTA-1A-4248(50)-(20,60)
			OU5-CTA-1A-4248(50)-DUP02	11/15/2001	2.5	mg/kg	OU5-CTA-1A-4248(50)-(80,20)
CSA	**6**	**4256 Warren Street**					
			OU5-CSA-6-4256WS-(100,100)	11/16/2001	4.9	mg/kg	

Area	Group	Address	Sample ID	Sample Date	Result \1	Units	Duplicate Match
			OU5-CSA-6-4256WS-(100,120)	11/16/2001	5.4	mg/kg	
			OU5-CSA-6-4256WS-(100,140)	11/16/2001	3.4	mg/kg	
			OU5-CSA-6-4256WS-(100,160)	11/16/2001	5.5	mg/kg	
			OU5-CSA-6-4256WS-(100,20)	11/16/2001	9.8	mg/kg	
			OU5-CSA-6-4256WS-(100,40)	11/16/2001	39.2	mg/kg	
			OU5-CSA-6-4256WS-(100,60)	11/16/2001	15.7	mg/kg	
			OU5-CSA-6-4256WS-(100,80)	11/16/2001	5.1	mg/kg	
			OU5-CSA-6-4256WS-(120,100)	11/16/2001	19.4	mg/kg	
			OU5-CSA-6-4256WS-(120,120)	11/16/2001	56.6	mg/kg	
			OU5-CSA-6-4256WS-(120,140)	11/16/2001	6.7	mg/kg	
			OU5-CSA-6-4256WS-(120,160)	11/16/2001	2.7	mg/kg	
			OU5-CSA-6-4256WS-(120,40)	11/16/2001	71.7	mg/kg	
			OU5-CSA-6-4256WS-(120,60)	11/16/2001	103	mg/kg	
			OU5-CSA-6-4256WS-(140,100)	11/16/2001	18.4	mg/kg	
			OU5-CSA-6-4256WS-(140,40)	11/16/2001	7.4	mg/kg	
			OU5-CSA-6-4256WS-(140,60)	11/16/2001	28.1	mg/kg	
			OU5-CSA-6-4256WS-(140,80)	11/16/2001	38.8	mg/kg	
			OU5-CSA-6-4256WS-(160,60)	11/16/2001	10.2	mg/kg	
			OU5-CSA-6-4256WS-(20,100)	11/16/2001	5.2	mg/kg	
			OU5-CSA-6-4256WS-(20,120)	11/16/2001	2.3	mg/kg	
			OU5-CSA-6-4256WS-(40,100)	11/16/2001	5.8	mg/kg	
			OU5-CSA-6-4256WS-(40,120)	11/16/2001	5.1	mg/kg	
			OU5-CSA-6-4256WS-(40,140)	11/16/2001	4	mg/kg	
			OU5-CSA-6-4256WS-(40,80)	11/16/2001	8.4	mg/kg	
			OU5-CSA-6-4256WS-(60,100)	11/16/2001	4.5	mg/kg	
			OU5-CSA-6-4256WS-(60,120)	11/16/2001	6.3	mg/kg	
			OU5-CSA-6-4256WS-(60,140)	11/16/2001	2.8	mg/kg	
			OU5-CSA-6-4256WS-(60,60)	11/16/2001	34.7	mg/kg	
			OU5-CSA-6-4256WS-(60,80)	11/16/2001	5.8	mg/kg	
			OU5-CSA-6-4256WS-(80,100)	11/16/2001	5.6	mg/kg	
			OU5-CSA-6-4256WS-(80,120)	11/16/2001	8.2	mg/kg	
			OU5-CSA-6-4256WS-(80,140)	11/16/2001	2.6	mg/kg	
			OU5-CSA-6-4256WS-(80,40)	11/16/2001	41.9	mg/kg	
			OU5-CSA-6-4256WS-(80,60)	11/16/2001	61.2	mg/kg	
			OU5-CSA-6-4256WS-(80,80)	11/16/2001	11.9	mg/kg	
			OU5-CSA-6-4256WS-DUP01	11/16/2001	41.7	mg/kg	OU5-CSA-6-4256WS-(80,40)
			OU5-CSA-6-4256WS-DUP02	11/16/2001	26.9	mg/kg	OU5-CSA-6-4256WS-(140,60)
CSA	**6**	**4301 Warren Street**					
			OU5-CSA-6-4301WS-(100,100)	12/18/2002	32.6 \2	mg/kg	

Area	Group	Address	Sample ID	Sample Date	Result \1		Units	Duplicate Match
			OU5-CSA-6-4301WS-(100,120)	12/18/2002	111	\2	mg/kg	
			OU5-CSA-6-4301WS-(100,20)	12/18/2002	4.8	\2	mg/kg	
			OU5-CSA-6-4301WS-(100,40)	12/18/2002	8.9	\2	mg/kg	
			OU5-CSA-6-4301WS-(100,60)	12/18/2002	10.7	\2	mg/kg	
			OU5-CSA-6-4301WS-(100,80)	12/18/2002	19.8	\2	mg/kg	
			OU5-CSA-6-4301WS-(120,100)	12/18/2002	25.2	\2	mg/kg	
			OU5-CSA-6-4301WS-(120,120)	12/18/2002	21.2	\2	mg/kg	
			OU5-CSA-6-4301WS-(120,40)	12/18/2002	6.8	\2	mg/kg	
			OU5-CSA-6-4301WS-(120,60)	12/18/2002	5.5	\2	mg/kg	
			OU5-CSA-6-4301WS-(120,80)	12/18/2002	10.1	\2	mg/kg	
			OU5-CSA-6-4301WS-(140,60)	12/18/2002	10	\2	mg/kg	
			OU5-CSA-6-4301WS-(140,80)	12/18/2002	11.8	\2	mg/kg	
			OU5-CSA-6-4301WS-(20,100)	12/18/2002	4.9	\2	mg/kg	
			OU5-CSA-6-4301WS-(20,20)	12/18/2002	5	\2	mg/kg	
			OU5-CSA-6-4301WS-(20,40)	12/18/2002	9.2	\2	mg/kg	
			OU5-CSA-6-4301WS-(20,60)	12/18/2002	5.8	\2	mg/kg	
			OU5-CSA-6-4301WS-(20,80)	12/18/2002	6.8	\2	mg/kg	
			OU5-CSA-6-4301WS-(40,0)	12/18/2002	5.1	\2	mg/kg	
			OU5-CSA-6-4301WS-(40,100)	12/18/2002	4.6	\2	mg/kg	
			OU5-CSA-6-4301WS-(40,20)	12/18/2002	8.2	\2	mg/kg	
			OU5-CSA-6-4301WS-(40,40)	12/18/2002	12.3	\2	mg/kg	
			OU5-CSA-6-4301WS-(40,60)	12/18/2002	4.2	\2	mg/kg	
			OU5-CSA-6-4301WS-(40,80)	12/18/2002	6.8	\2	mg/kg	
			OU5-CSA-6-4301WS-(60,100)	12/18/2002	9	\2	mg/kg	
			OU5-CSA-6-4301WS-(60,20)	12/18/2002	5.9	\2	mg/kg	
			OU5-CSA-6-4301WS-(60,40)	12/18/2002	5.7	\2	mg/kg	
			OU5-CSA-6-4301WS-(60,60)	12/18/2002	4.3	\2	mg/kg	
			OU5-CSA-6-4301WS-(60,80)	12/18/2002	5.4	\2	mg/kg	
			OU5-CSA-6-4301WS-(80,100)	12/18/2002	20.9	\2	mg/kg	
			OU5-CSA-6-4301WS-(80,120)	12/18/2002	36.4	\2	mg/kg	
			OU5-CSA-6-4301WS-(80,20)	12/18/2002	6.5	\2	mg/kg	
			OU5-CSA-6-4301WS-(80,40)	12/18/2002	5.4	\2	mg/kg	
			OU5-CSA-6-4301WS-(80,60)	12/18/2002	11.7	\2	mg/kg	
			OU5-CSA-6-4301WS-(80,80)	12/18/2002	45.2	\2	mg/kg	
			OU5-CSA-6-4301WS-DUP01	12/18/2002	13.8	\2	mg/kg	OU5-CSA-6-4301WS-(40,40)
			OU5-CSA-6-4301WS-DUP02	12/18/2002	5.2	\2	mg/kg	OU5-CSA-6-4301WS-(80,40)
CSA	**6**	**4316 Windom Place**						
			OU5-CSA-6-4316WinP-(100,100)	6/3/2003	4.8		mg/kg	
			OU5-CSA-6-4316WinP-(100,40)	6/3/2003	27.6		mg/kg	

Area	Group	Address	Sample ID	Sample Date	Result \1	Units	Duplicate Match
			OU5-CSA-6-4316WinP-(100,60)	6/3/2003	15.7	mg/kg	
			OU5-CSA-6-4316WinP-(100,80)	6/3/2003	13.6	mg/kg	
			OU5-CSA-6-4316WinP-(120,100)	6/3/2003	6.5	mg/kg	
			OU5-CSA-6-4316WinP-(120,40)	6/3/2003	15.3	mg/kg	
			OU5-CSA-6-4316WinP-(120,60)	6/3/2003	4.4	mg/kg	
			OU5-CSA-6-4316WinP-(120,80)	6/3/2003	4.5	mg/kg	
			OU5-CSA-6-4316WinP-(140,40)	6/3/2003	13.2	mg/kg	
			OU5-CSA-6-4316WinP-(140,60)	6/3/2003	5.9	mg/kg	
			OU5-CSA-6-4316WinP-(20,40)	6/3/2003	3.4	mg/kg	
			OU5-CSA-6-4316WinP-(20,60)	6/3/2003	4.5	mg/kg	
			OU5-CSA-6-4316WinP-(20,80)	6/3/2003	29.3	mg/kg	
			OU5-CSA-6-4316WinP-(40,20)	6/3/2003	4.5	mg/kg	
			OU5-CSA-6-4316WinP-(40,40)	6/3/2003	3.7	mg/kg	
			OU5-CSA-6-4316WinP-(40,60)	6/3/2003	3.5	mg/kg	
			OU5-CSA-6-4316WinP-(40,80)	6/3/2003	5.6	mg/kg	
			OU5-CSA-6-4316WinP-(60,20)	6/3/2003	7	mg/kg	
			OU5-CSA-6-4316WinP-(60,40)	6/3/2003	3.8	mg/kg	
			OU5-CSA-6-4316WinP-(60,60)	6/3/2003	4.7	mg/kg	
			OU5-CSA-6-4316WinP-(60,80)	6/3/2003	14.4	mg/kg	
			OU5-CSA-6-4316WinP-(80,20)	6/3/2003	8.2	mg/kg	
			OU5-CSA-6-4316WinP-(80,40)	6/3/2003	5.8	mg/kg	
			OU5-CSA-6-4316WinP-(80,60)	6/3/2003	7.5	mg/kg	
			OU5-CSA-6-4316WinP-(80,80)	6/3/2003	9.4	mg/kg	
			OU5-CSA-6-4316WinP-DUP01	6/3/2003	4.1	mg/kg	OU5-CSA-6-4316WinP-(40,40)
			OU5-CSA-6-4316WinP-DUP02	6/3/2003	24.1	mg/kg	OU5-CSA-6-4316WinP-(80,80)
			OU5-CSA-6-4316WinP-SB1	6/3/2003	2.9	mg/kg	
CSA	**6**	**4317 Warren Street**					
			OU5-CSA-6-4317WS-(100,100)	1/30/2002	30 K	mg/kg	
			OU5-CSA-6-4317WS-(100,40)	1/30/2002	72.7 K	mg/kg	
			OU5-CSA-6-4317WS-(100,60)	1/30/2002	25.1 K	mg/kg	
			OU5-CSA-6-4317WS-(100,80)	1/30/2002	19.8 K	mg/kg	
			OU5-CSA-6-4317WS-(120,100)	1/30/2002	24.3 K	mg/kg	
			OU5-CSA-6-4317WS-(120,40)	1/30/2002	39.2 K	mg/kg	
			OU5-CSA-6-4317WS-(120,60)	1/30/2002	88.4 K	mg/kg	
			OU5-CSA-6-4317WS-(120,80)	1/30/2002	51 K	mg/kg	
			OU5-CSA-6-4317WS-(140,100)	1/30/2002	22.4 K	mg/kg	
			OU5-CSA-6-4317WS-(140,40)	1/30/2002	40 K	mg/kg	
			OU5-CSA-6-4317WS-(140,60)	1/30/2002	35.3 K	mg/kg	
			OU5-CSA-6-4317WS-(140,80)	1/30/2002	24.2 K	mg/kg	

Area	Group	Address	Sample ID	Sample Date	Result \1	Units	Duplicate Match
			OU5-CSA-6-4317WS-(20,40)	1/30/2002	58 K	mg/kg	
			OU5-CSA-6-4317WS-(20,60)	1/30/2002	36.2 K	mg/kg	
			OU5-CSA-6-4317WS-(40,20)	1/30/2002	95.7 K	mg/kg	
			OU5-CSA-6-4317WS-(40,40)	1/30/2002	73 K	mg/kg	
			OU5-CSA-6-4317WS-(40,60)	1/30/2002	48.3 K	mg/kg	
			OU5-CSA-6-4317WS-(40,80)	1/30/2002	22.3 K	mg/kg	
			OU5-CSA-6-4317WS-(60,20)	1/30/2002	53.4 K	mg/kg	
			OU5-CSA-6-4317WS-(60,40)	1/30/2002	81.3 K	mg/kg	
			OU5-CSA-6-4317WS-(60,60)	1/30/2002	48.7 K	mg/kg	
			OU5-CSA-6-4317WS-(60,80)	1/30/2002	33.3 K	mg/kg	
			OU5-CSA-6-4317WS-(80,20)	1/30/2002	82.3 K	mg/kg	
			OU5-CSA-6-4317WS-(80,40)	1/30/2002	36.8 K	mg/kg	
			OU5-CSA-6-4317WS-(80,80)	1/30/2002	49.7 K	mg/kg	
			OU5-CSA-6-4317WS-DUP01	1/30/2002	29.6 K	mg/kg	OU5-CSA-6-4317WS-(80,80)
			OU5-CSA-6-4317WS-SB-DUP70	1/28/2002	2.9	mg/kg	OU5-CSA-6-4317WS-SB6
			OU5-CSA-6-4317WS-SB1	1/28/2002	6.2	mg/kg	
			OU5-CSA-6-4317WS-SB2	1/28/2002	2.6	mg/kg	
			OU5-CSA-6-4317WS-SB3	1/28/2002	2.4	mg/kg	
			OU5-CSA-6-4317WS-SB4	1/28/2002	2.7	mg/kg	
			OU5-CSA-6-4317WS-SB5	1/28/2002	1.4 J	mg/kg	
			OU5-CSA-6-4317WS-SB6	1/28/2002	3.4	mg/kg	
			OU5-CSA-6-4317WS-SB7	1/28/2002	3.1	mg/kg	
CSA	**6**	**4318 Warren Street**					
			OU5-CSA-6-4318WS-(100,100)	2/15/2002	36.1 K	mg/kg	
			OU5-CSA-6-4318WS-(100,20)	2/15/2002	29.7 K	mg/kg	
			OU5-CSA-6-4318WS-(100,40)	2/15/2002	47.3 K	mg/kg	
			OU5-CSA-6-4318WS-(100,60)	2/15/2002	46.3 K	mg/kg	
			OU5-CSA-6-4318WS-(100,80)	2/15/2002	17.5 K	mg/kg	
			OU5-CSA-6-4318WS-(120,100)	2/15/2002	33.2 K	mg/kg	
			OU5-CSA-6-4318WS-(120,40)	2/15/2002	52.7 K	mg/kg	
			OU5-CSA-6-4318WS-(120,60)	2/15/2002	40.6 K	mg/kg	
			OU5-CSA-6-4318WS-(120,80)	2/15/2002	48.2 K	mg/kg	
			OU5-CSA-6-4318WS-(140,100)	2/15/2002	11.3 K	mg/kg	
			OU5-CSA-6-4318WS-(140,40)	2/15/2002	17.2 K	mg/kg	
			OU5-CSA-6-4318WS-(140,60)	2/15/2002	14.8 K	mg/kg	
			OU5-CSA-6-4318WS-(140,80)	2/15/2002	13.9 K	mg/kg	
			OU5-CSA-6-4318WS-(160,40)	2/15/2002	17 K	mg/kg	
			OU5-CSA-6-4318WS-(160,60)	2/15/2002	20.7 K	mg/kg	
			OU5-CSA-6-4318WS-(20,20)	2/15/2002	72.5 K	mg/kg	

Area	Group	Address	Sample ID	Sample Date	Result \1	Units	Duplicate Match
			OU5-CSA-6-4318WS-(20,40)	2/15/2002	27.7 K	mg/kg	
			OU5-CSA-6-4318WS-(20,60)	2/15/2002	20.4 K	mg/kg	
			OU5-CSA-6-4318WS-(40,0)	2/15/2002	67.8 K	mg/kg	
			OU5-CSA-6-4318WS-(40,20)	2/15/2002	11.9 K	mg/kg	
			OU5-CSA-6-4318WS-(40,40)	2/15/2002	9.2 K	mg/kg	
			OU5-CSA-6-4318WS-(40,60)	2/15/2002	13 K	mg/kg	
			OU5-CSA-6-4318WS-(60,0)	2/15/2002	56.6 K	mg/kg	
			OU5-CSA-6-4318WS-(60,20)	2/15/2002	77.7 K	mg/kg	
			OU5-CSA-6-4318WS-(60,40)	2/15/2002	5.1 K	mg/kg	
			OU5-CSA-6-4318WS-(60,60)	2/15/2002	17.9 K	mg/kg	
			OU5-CSA-6-4318WS-(60,80)	2/15/2002	21 K	mg/kg	
			OU5-CSA-6-4318WS-(80,20)	2/15/2002	49.8 K	mg/kg	
			OU5-CSA-6-4318WS-(80,80)	2/15/2002	60.4 K	mg/kg	
			OU5-CSA-6-4318WS-DUP01	2/15/2002	31 K	mg/kg	OU5-CSA-6-4318WS-(80,20)
			OU5-CSA-6-4318WS-DUP02	2/15/2002	52.3 K	mg/kg	OU5-CSA-6-4318WS-(120,40)
			OU5-CSA-6-4318WS-SB1	2/13/2002	15.6	mg/kg	
CSA	***6***	***4323 Warren Street***					
			OU5-CSA-6-4323WS-(100,100)	10/18/2001	17	mg/kg	
			OU5-CSA-6-4323WS-(100,40)	10/18/2001	40.7	mg/kg	
			OU5-CSA-6-4323WS-(100,80)	10/18/2001	6.8	mg/kg	
			OU5-CSA-6-4323WS-(120,100)	10/18/2001	9.5	mg/kg	
			OU5-CSA-6-4323WS-(120,40)	10/18/2001	13.9	mg/kg	
			OU5-CSA-6-4323WS-(120,60)	10/18/2001	12.8	mg/kg	
			OU5-CSA-6-4323WS-(120,80)	10/18/2001	13.6	mg/kg	
			OU5-CSA-6-4323WS-(140,100)	10/18/2001	10.3	mg/kg	
			OU5-CSA-6-4323WS-(140,60)	10/18/2001	21.2	mg/kg	
			OU5-CSA-6-4323WS-(140,80)	10/18/2001	14.9	mg/kg	
			OU5-CSA-6-4323WS-(20,40)	10/18/2001	21.4	mg/kg	
			OU5-CSA-6-4323WS-(20,60)	10/18/2001	26.6	mg/kg	
			OU5-CSA-6-4323WS-(20,80)	10/18/2001	43.1	mg/kg	
			OU5-CSA-6-4323WS-(40,20)	10/18/2001	28.5	mg/kg	
			OU5-CSA-6-4323WS-(40,40)	10/18/2001	30.7	mg/kg	
			OU5-CSA-6-4323WS-(40,60)	10/18/2001	20.1	mg/kg	
			OU5-CSA-6-4323WS-(40,80)	10/18/2001	23	mg/kg	
			OU5-CSA-6-4323WS-(60,20)	10/18/2001	26.6	mg/kg	
			OU5-CSA-6-4323WS-(60,40)	10/18/2001	31.2	mg/kg	
			OU5-CSA-6-4323WS-(60,60)	10/18/2001	31	mg/kg	
			OU5-CSA-6-4323WS-(60,80)	10/18/2001	9.2	mg/kg	
			OU5-CSA-6-4323WS-(80,100)	10/18/2001	15.9	mg/kg	

Area	Group	Address	Sample ID	Sample Date	Result \1	Units	Duplicate Match
			OU5-CSA-6-4323WS-(80,40)	10/18/2001	63.6	mg/kg	
			OU5-CSA-6-4323WS-(80,60)	10/18/2001	5.3	mg/kg	
			OU5-CSA-6-4323WS-(80,80)	10/18/2001	5.1	mg/kg	
			OU5-CSA-6-4323WS-DUP01	10/18/2001	29.8	mg/kg	OU5-CSA-6-4323WS-(60,40)
			OU5-CSA-6-4323WS-SB1	10/15/2001	3.6	mg/kg	
CSA	6	4323 Windom Place					
			OU5-CSA-6-4323WinP-(100,100)	2/22/2002	7.7	mg/kg	
			OU5-CSA-6-4323WinP-(100,40)	2/22/2002	7.9	mg/kg	
			OU5-CSA-6-4323WinP-(100,60)	2/22/2002	13.5	mg/kg	
			OU5-CSA-6-4323WinP-(100,80)	2/22/2002	6.8	mg/kg	
			OU5-CSA-6-4323WinP-(120,100)	2/22/2002	5.4	mg/kg	
			OU5-CSA-6-4323WinP-(120,40)	2/22/2002	1.9	mg/kg	
			OU5-CSA-6-4323WinP-(120,60)	2/22/2002	4.7	mg/kg	
			OU5-CSA-6-4323WinP-(120,80)	2/22/2002	4.7	mg/kg	
			OU5-CSA-6-4323WinP-(20,20)	2/22/2002	4.3	mg/kg	
			OU5-CSA-6-4323WinP-(20,40)	2/22/2002	5.9	mg/kg	
			OU5-CSA-6-4323WinP-(20,60)	2/22/2002	7	mg/kg	
			OU5-CSA-6-4323WinP-(20,80)	2/22/2002	10.8	mg/kg	
			OU5-CSA-6-4323WinP-(40,20)	2/22/2002	11.2	mg/kg	
			OU5-CSA-6-4323WinP-(40,40)	2/22/2002	10	mg/kg	
			OU5-CSA-6-4323WinP-(40,60)	2/22/2002	19.3	mg/kg	
			OU5-CSA-6-4323WinP-(40,80)	2/22/2002	12.1	mg/kg	
			OU5-CSA-6-4323WinP-(60,20)	2/22/2002	9.2	mg/kg	
			OU5-CSA-6-4323WinP-(60,40)	2/22/2002	9.1	mg/kg	
			OU5-CSA-6-4323WinP-(60,60)	2/22/2002	7.5	mg/kg	
			OU5-CSA-6-4323WinP-(60,80)	2/22/2002	18	mg/kg	
			OU5-CSA-6-4323WinP-(80,100)	2/22/2002	16.6	mg/kg	
			OU5-CSA-6-4323WinP-(80,20)	2/22/2002	8.8	mg/kg	
			OU5-CSA-6-4323WinP-(80,40)	2/22/2002	5.6	mg/kg	
			OU5-CSA-6-4323WinP-(80,60)	2/22/2002	5.4	mg/kg	
			OU5-CSA-6-4323WinP-(80,80)	2/22/2002	7.4	mg/kg	
			OU5-CSA-6-4323WinP-DUP01	2/22/2002	10.6	mg/kg	OU5-CSA-6-4323WinP-(40,40)
			OU5-CSA-6-4323WinP-SB1	2/28/2002	5.1	mg/kg	
CSA	6	4328 Windom Place					
			OU5-CSA-6-4328WinP-(100,100)	12/12/2001	6.3	mg/kg	
			OU5-CSA-6-4328WinP-(100,20)	12/12/2001	4.6	mg/kg	
			OU5-CSA-6-4328WinP-(100,40)	12/12/2001	22.4	mg/kg	
			OU5-CSA-6-4328WinP-(100,60)	12/12/2001	13.1	mg/kg	

Area	Group	Address	Sample ID	Sample Date	Result \1	Units	Duplicate Match
			OU5-CSA-6-4328WinP-(100,80)	12/12/2001	8.6	mg/kg	
			OU5-CSA-6-4328WinP-(120,100)	12/12/2001	3.9 J	mg/kg	
			OU5-CSA-6-4328WinP-(120,20)	12/12/2001	0.98 J	mg/kg	
			OU5-CSA-6-4328WinP-(120,40)	12/12/2001	4.8	mg/kg	
			OU5-CSA-6-4328WinP-(120,60)	12/12/2001	4.3	mg/kg	
			OU5-CSA-6-4328WinP-(120,80)	12/12/2001	6.7	mg/kg	
			OU5-CSA-6-4328WinP-(140,40)	12/12/2001	5.2	mg/kg	
			OU5-CSA-6-4328WinP-(20,20)	12/12/2001	13.7	mg/kg	
			OU5-CSA-6-4328WinP-(20,40)	12/12/2001	6.8	mg/kg	
			OU5-CSA-6-4328WinP-(20,60)	12/12/2001	6.6	mg/kg	
			OU5-CSA-6-4328WinP-(40,0)	12/12/2001	3.3	mg/kg	
			OU5-CSA-6-4328WinP-(40,20)	12/12/2001	14.5	mg/kg	
			OU5-CSA-6-4328WinP-(40,40)	12/12/2001	12	mg/kg	
			OU5-CSA-6-4328WinP-(40,60)	12/12/2001	8.7	mg/kg	
			OU5-CSA-6-4328WinP-(60,0)	12/12/2001	4.7	mg/kg	
			OU5-CSA-6-4328WinP-(60,20)	12/12/2001	6.6	mg/kg	
			OU5-CSA-6-4328WinP-(60,40)	12/12/2001	11.8	mg/kg	
			OU5-CSA-6-4328WinP-(60,60)	12/12/2001	24.6	mg/kg	
			OU5-CSA-6-4328WinP-(60,80)	12/12/2001	40.9	mg/kg	
			OU5-CSA-6-4328WinP-(80,20)	12/12/2001	6.1	mg/kg	
			OU5-CSA-6-4328WinP-(80,40)	12/12/2001	5.2	mg/kg	
			OU5-CSA-6-4328WinP-(80,60)	12/12/2001	4	mg/kg	
			OU5-CSA-6-4328WinP-(80,80)	12/12/2001	24.7	mg/kg	
			OU5-CSA-6-4328WinP-DUP01	12/12/2001	10.1	mg/kg	OU5-CSA-6-4328WinP-(40,40)
			OU5-CSA-6-4328WinP-DUP02	12/12/2001	8	mg/kg	OU5-CSA-6-4328WinP-(100,80)
			OU5-CSA-6-4328WinP-SB1	12/10/2001	4.9	mg/kg	
CSA	6	4329 Verplanck Place					
			OU5-CSA-6-4329VP-(0,20)	11/27/2001	6.4 L	mg/kg	
			OU5-CSA-6-4329VP-(0,40)	11/27/2001	6.3 L	mg/kg	
			OU5-CSA-6-4329VP-(0,60)	11/27/2001	18.3 L	mg/kg	
			OU5-CSA-6-4329VP-(100,100)	11/27/2001	6.9 L	mg/kg	
			OU5-CSA-6-4329VP-(100,40)	11/27/2001	5.6 L	mg/kg	
			OU5-CSA-6-4329VP-(100,60)	11/27/2001	3 L	mg/kg	
			OU5-CSA-6-4329VP-(100,80)	11/27/2001	6.8 L	mg/kg	
			OU5-CSA-6-4329VP-(120,40)	11/27/2001	6.3 L	mg/kg	
			OU5-CSA-6-4329VP-(120,60)	11/27/2001	5.6 L	mg/kg	
			OU5-CSA-6-4329VP-(120,80)	11/27/2001	6.7 L	mg/kg	
			OU5-CSA-6-4329VP-(20,20)	11/27/2001	56.9 L	mg/kg	
			OU5-CSA-6-4329VP-(20,40)	11/27/2001	36.6 L	mg/kg	

Area	Group	Address	Sample ID	Sample Date	Result \1	Units	Duplicate Match
			OU5-CSA-6-4329VP-(20,60)	11/27/2001	14.8 L	mg/kg	
			OU5-CSA-6-4329VP-(40,20)	11/27/2001	20.2 L	mg/kg	
			OU5-CSA-6-4329VP-(40,40)	11/27/2001	54.9 L	mg/kg	
			OU5-CSA-6-4329VP-(40,60)	11/27/2001	32.4 L	mg/kg	
			OU5-CSA-6-4329VP-(40,80)	11/27/2001	43.6 L	mg/kg	
			OU5-CSA-6-4329VP-(60,20)	11/27/2001	22.2 L	mg/kg	
			OU5-CSA-6-4329VP-(60,40)	11/27/2001	6.3 L	mg/kg	
			OU5-CSA-6-4329VP-(60,80)	11/27/2001	10.2 L	mg/kg	
			OU5-CSA-6-4329VP-(80,40)	11/27/2001	4.5 L	mg/kg	
			OU5-CSA-6-4329VP-(80,80)	11/27/2001	6.1 JL	mg/kg	
			OU5-CSA-6-4329VP-80,60)	11/27/2001	4.1 L	mg/kg	
			OU5-CSA-6-4329VP-DUP01	11/27/2001	17.3 L	mg/kg	OU5-CSA-6-4329VP-(0,60)
			OU5-CSA-6-4329VP-SB1	11/26/2001	2.8	mg/kg	
CSA	***6***	***4330 42nd Street***					
			OU5-CSA-6-4330(42)-(0,100)	11/21/2001	20	mg/kg	
			OU5-CSA-6-4330(42)-(100,0)	11/21/2001	6.8	mg/kg	
			OU5-CSA-6-4330(42)-(100,100)	11/21/2001	69.9	mg/kg	
			OU5-CSA-6-4330(42)-(100,120)	11/21/2001	55.5	mg/kg	
			OU5-CSA-6-4330(42)-(100,20)	11/21/2001	16.2	mg/kg	
			OU5-CSA-6-4330(42)-(100,40)	11/21/2001	43.4	mg/kg	
			OU5-CSA-6-4330(42)-(100,60)	11/21/2001	95.7	mg/kg	
			OU5-CSA-6-4330(42)-(100,80)	11/21/2001	33.6	mg/kg	
			OU5-CSA-6-4330(42)-(120,100)	11/21/2001	40	mg/kg	
			OU5-CSA-6-4330(42)-(120,120)	11/21/2001	44.8	mg/kg	
			OU5-CSA-6-4330(42)-(120,20)	11/21/2001	2.4 J	mg/kg	
			OU5-CSA-6-4330(42)-(120,40)	11/21/2001	27.4	mg/kg	
			OU5-CSA-6-4330(42)-(120,60)	11/21/2001	49	mg/kg	
			OU5-CSA-6-4330(42)-(120,80)	11/21/2001	32.1	mg/kg	
			OU5-CSA-6-4330(42)-(140,100)	11/21/2001	15.5	mg/kg	
			OU5-CSA-6-4330(42)-(140,80)	11/21/2001	12.9	mg/kg	
			OU5-CSA-6-4330(42)-(20,100)	11/21/2001	14.6	mg/kg	
			OU5-CSA-6-4330(42)-(20,120)	11/21/2001	19.6	mg/kg	
			OU5-CSA-6-4330(42)-(20,140)	11/21/2001	6.1	mg/kg	
			OU5-CSA-6-4330(42)-(20,80)	11/21/2001	27.6	mg/kg	
			OU5-CSA-6-4330(42)-(40,100)	11/21/2001	96.7	mg/kg	
			OU5-CSA-6-4330(42)-(40,120)	11/21/2001	46.3	mg/kg	
			OU5-CSA-6-4330(42)-(40,140)	11/21/2001	11.6	mg/kg	
			OU5-CSA-6-4330(42)-(40,40)	11/21/2001	9.4	mg/kg	
			OU5-CSA-6-4330(42)-(40,60)	11/21/2001	37.8	mg/kg	

Area	Group	Address	Sample ID	Sample Date	Result \1	Units	Duplicate Match
			OU5-CSA-6-4330(42)-(40,80)	11/21/2001	45.8	mg/kg	
			OU5-CSA-6-4330(42)-(60,100)	11/21/2001	16.2	mg/kg	
			OU5-CSA-6-4330(42)-(60,120)	11/21/2001	22	mg/kg	
			OU5-CSA-6-4330(42)-(60,140)	11/21/2001	14.9	mg/kg	
			OU5-CSA-6-4330(42)-(60,20)	11/21/2001	19.8	mg/kg	
			OU5-CSA-6-4330(42)-(60,40)	11/21/2001	12.3	mg/kg	
			OU5-CSA-6-4330(42)-(60,60)	11/21/2001	142	mg/kg	
			OU5-CSA-6-4330(42)-(60,80)	11/21/2001	59.7	mg/kg	
			OU5-CSA-6-4330(42)-(80,0)	11/21/2001	7.7	mg/kg	
			OU5-CSA-6-4330(42)-(80,100)	11/21/2001	17.8	mg/kg	
			OU5-CSA-6-4330(42)-(80,120)	11/21/2001	11.8	mg/kg	
			OU5-CSA-6-4330(42)-(80,20)	11/21/2001	26.1	mg/kg	
			OU5-CSA-6-4330(42)-(80,40)	11/21/2001	53.2	mg/kg	
			OU5-CSA-6-4330(42)-(80,60)	11/21/2001	74	mg/kg	
			OU5-CSA-6-4330(42)-(80,80)	11/21/2001	20.7	mg/kg	
			OU5-CSA-6-4330(42)-DUP01	11/21/2001	67	mg/kg	OU5-CSA-6-4330(42)-(80,60)
			OU5-CSA-6-4330(42)-DUP02	11/21/2001	14.4	mg/kg	OU5-CSA-6-4330(42)-(60,140)
			OU5-CSA-6-4330(42)-SB1	11/26/2001	16.4	mg/kg	
			OU5-CSA-6-4330(42)-SB2	11/26/2001	9.2	mg/kg	
CSA	**6**	**4331 43rd Street**					
			OU5-CSA-6-4331(43)-(0,60)	1/25/2002	4.2	mg/kg	
			OU5-CSA-6-4331(43)-(100,100)	1/25/2002	6.9	mg/kg	
			OU5-CSA-6-4331(43)-(100,120)	1/25/2002	8.5	mg/kg	
			OU5-CSA-6-4331(43)-(100,20)	1/25/2002	2.7	mg/kg	
			OU5-CSA-6-4331(43)-(100,40)	1/25/2002	2.9	mg/kg	
			OU5-CSA-6-4331(43)-(100,60)	1/25/2002	6.6	mg/kg	
			OU5-CSA-6-4331(43)-(100,80)	1/25/2002	6.3	mg/kg	
			OU5-CSA-6-4331(43)-(120,100)	1/25/2002	5.8	mg/kg	
			OU5-CSA-6-4331(43)-(120,20)	1/25/2002	6.9	mg/kg	
			OU5-CSA-6-4331(43)-(120,40)	1/25/2002	6.9	mg/kg	
			OU5-CSA-6-4331(43)-(120,60)	1/25/2002	0.53	mg/kg	
			OU5-CSA-6-4331(43)-(120,80)	1/25/2002	6.4	mg/kg	
			OU5-CSA-6-4331(43)-(140,100)	1/25/2002	4.2	mg/kg	
			OU5-CSA-6-4331(43)-(140,60)	1/25/2002	10.5	mg/kg	
			OU5-CSA-6-4331(43)-(140,80)	1/25/2002	5.3	mg/kg	
			OU5-CSA-6-4331(43)-(20,100)	1/25/2002	4.5	mg/kg	
			OU5-CSA-6-4331(43)-(20,120)	1/25/2002	6.5	mg/kg	
			OU5-CSA-6-4331(43)-(20,40)	1/25/2002	2.4	mg/kg	
			OU5-CSA-6-4331(43)-(20,60)	1/25/2002	5.6	mg/kg	

Area	Group	Address	Sample ID	Sample Date	Result \1	Units	Duplicate Match
			OU5-CSA-6-4331(43)-(20,80)	1/25/2002	5.3	mg/kg	
			OU5-CSA-6-4331(43)-(40,100)	1/25/2002	9.4	mg/kg	
			OU5-CSA-6-4331(43)-(40,120)	1/25/2002	6.6	mg/kg	
			OU5-CSA-6-4331(43)-(40,140)	1/25/2002	8.9	mg/kg	
			OU5-CSA-6-4331(43)-(40,40)	1/25/2002	3	mg/kg	
			OU5-CSA-6-4331(43)-(40,60)	1/25/2002	3.3	mg/kg	
			OU5-CSA-6-4331(43)-(40,80)	1/25/2002	2.8	mg/kg	
			OU5-CSA-6-4331(43)-(60,100)	1/25/2002	5	mg/kg	
			OU5-CSA-6-4331(43)-(60,120)	1/25/2002	6	mg/kg	
			OU5-CSA-6-4331(43)-(60,40)	1/25/2002	5	mg/kg	
			OU5-CSA-6-4331(43)-(60,60)	1/25/2002	5.1	mg/kg	
			OU5-CSA-6-4331(43)-(60,80)	1/25/2002	8.2	mg/kg	
			OU5-CSA-6-4331(43)-(80,100)	1/25/2002	11.2	mg/kg	
			OU5-CSA-6-4331(43)-(80,120)	1/25/2002	11.3	mg/kg	
			OU5-CSA-6-4331(43)-(80,20)	1/25/2002	4.7	mg/kg	
			OU5-CSA-6-4331(43)-(80,40)	1/25/2002	5	mg/kg	
			OU5-CSA-6-4331(43)-(80,60)	1/25/2002	3.3	mg/kg	
			OU5-CSA-6-4331(43)-(80,80)	1/25/2002	7.3	mg/kg	
			OU5-CSA-6-4331(43)-DUP01	1/25/2002	7.1	mg/kg	OU5-CSA-6-4331(43)-(120,40)
			OU5-CSA-6-4331(43)-DUP02	1/25/2002	12.2	mg/kg	OU5-CSA-6-4331(43)-(40,100)
			OU5-CSA-6-4331(43)-SB1	1/21/2002	6.3	mg/kg	
CSA	**6**	**4333 Van Ness Street**					
			OU5-CSA-6-4333VNS-(100,100)	1/24/2002	13.7	mg/kg	
			OU5-CSA-6-4333VNS-(100,40)	1/24/2002	19.4	mg/kg	
			OU5-CSA-6-4333VNS-(100,60)	1/24/2002	11.1	mg/kg	
			OU5-CSA-6-4333VNS-(100,80)	1/24/2002	11.1	mg/kg	
			OU5-CSA-6-4333VNS-(120,100)	1/24/2002	10.7	mg/kg	
			OU5-CSA-6-4333VNS-(120,40)	1/24/2002	19.2	mg/kg	
			OU5-CSA-6-4333VNS-(120,60)	1/24/2002	15.3	mg/kg	
			OU5-CSA-6-4333VNS-(120,80)	1/24/2002	14	mg/kg	
			OU5-CSA-6-4333VNS-(140,80)	1/24/2002	4.6	mg/kg	
			OU5-CSA-6-4333VNS-(20,20)	1/24/2002	11.8	mg/kg	
			OU5-CSA-6-4333VNS-(20,40)	1/24/2002	17.5	mg/kg	
			OU5-CSA-6-4333VNS-(20,60)	1/24/2002	118	mg/kg	
			OU5-CSA-6-4333VNS-(40,20)	1/24/2002	79.5	mg/kg	
			OU5-CSA-6-4333VNS-(40,40)	1/24/2002	109	mg/kg	
			OU5-CSA-6-4333VNS-(40,60)	1/24/2002	33	mg/kg	
			OU5-CSA-6-4333VNS-(60,20)	1/24/2002	20.4	mg/kg	
			OU5-CSA-6-4333VNS-(60,40)	1/24/2002	6.3	mg/kg	

Area	Group	Address	Sample ID	Sample Date	Result \1	Units	Duplicate Match
			OU5-CSA-6-4333VNS-(60,60)	1/24/2002	15.2	mg/kg	
			OU5-CSA-6-4333VNS-(60,80)	1/24/2002	11.1	mg/kg	
			OU5-CSA-6-4333VNS-(80,20)	1/24/2002	41.6	mg/kg	
			OU5-CSA-6-4333VNS-(80,40)	1/24/2002	4.5	mg/kg	
			OU5-CSA-6-4333VNS-(80,60)	1/24/2002	4.4	mg/kg	
			OU5-CSA-6-4333VNS-(80,80)	1/24/2002	7.8	mg/kg	
			OU5-CSA-6-4333VNS-DUP01	1/24/2002	28.4	mg/kg	OU5-CSA-6-4333VNS-(40,60)
CSA	***6***	***4337 Verplanck Place***					
			OU5-CSA-6-4337VP-(100,100)	11/28/2001	6	mg/kg	
			OU5-CSA-6-4337VP-(100,40)	11/28/2001	5.1	mg/kg	
			OU5-CSA-6-4337VP-(100,60)	11/28/2001	4.3	mg/kg	
			OU5-CSA-6-4337VP-(100,80)	11/28/2001	6.5	mg/kg	
			OU5-CSA-6-4337VP-(120,100)	11/28/2001	8.6	mg/kg	
			OU5-CSA-6-4337VP-(120,40)	11/28/2001	8.2	mg/kg	
			OU5-CSA-6-4337VP-(120,60)	11/28/2001	14.8	mg/kg	
			OU5-CSA-6-4337VP-(120,80)	11/28/2001	7.5	mg/kg	
			OU5-CSA-6-4337VP-(140,60)	11/28/2001	5	mg/kg	
			OU5-CSA-6-4337VP-(140,80)	11/28/2001	6.8	mg/kg	
			OU5-CSA-6-4337VP-(20,20)	11/28/2001	9.1	mg/kg	
			OU5-CSA-6-4337VP-(20,40)	11/28/2001	18.7	mg/kg	
			OU5-CSA-6-4337VP-(20,60)	11/28/2001	5.5	mg/kg	
			OU5-CSA-6-4337VP-(40,20)	11/28/2001	10.9	mg/kg	
			OU5-CSA-6-4337VP-(40,40)	11/28/2001	14.3	mg/kg	
			OU5-CSA-6-4337VP-(40,60)	11/28/2001	9.3	mg/kg	
			OU5-CSA-6-4337VP-(40,80)	11/28/2001	12.5	mg/kg	
			OU5-CSA-6-4337VP-(60,20)	11/28/2001	3.9	mg/kg	
			OU5-CSA-6-4337VP-(60,40)	11/28/2001	13.7	mg/kg	
			OU5-CSA-6-4337VP-(60,60)	11/28/2001	4.5	mg/kg	
			OU5-CSA-6-4337VP-(60,80)	11/28/2001	3.4	mg/kg	
			OU5-CSA-6-4337VP-(80,20)	11/28/2001	11.4	mg/kg	
			OU5-CSA-6-4337VP-(80,40)	11/28/2001	2.2 J	mg/kg	
			OU5-CSA-6-4337VP-(80,80)	11/28/2001	6	mg/kg	
			OU5-CSA-6-4337VP-DUP01	11/28/2001	33.6	mg/kg	OU5-CSA-6-4337VP-(40,40)
			OU5-CSA-6-4337VP-SB1	11/26/2001	2 J	mg/kg	
CSA	***6***	***4341 Warren Street***					
			OU5-CSA-6-4341WS-(0,60)	1/11/2002	3.5	mg/kg	
			OU5-CSA-6-4341WS-(100,100)	1/11/2002	3.1	mg/kg	
			OU5-CSA-6-4341WS-(100,40)	1/11/2002	3.5	mg/kg	

Area	Group	Address	Sample ID	Sample Date	Result \1	Units	Duplicate Match
			OU5-CSA-6-4341WS-(100,60)	1/11/2002	11.5	mg/kg	
			OU5-CSA-6-4341WS-(100,80)	1/11/2002	10	mg/kg	
			OU5-CSA-6-4341WS-(120,100)	1/11/2002	40.1	mg/kg	
			OU5-CSA-6-4341WS-(120,60)	1/11/2002	2.8	mg/kg	
			OU5-CSA-6-4341WS-(120,80)	1/11/2002	4.8	mg/kg	
			OU5-CSA-6-4341WS-(20,20)	1/11/2002	4.8	mg/kg	
			OU5-CSA-6-4341WS-(20,40)	1/11/2002	5.5	mg/kg	
			OU5-CSA-6-4341WS-(20,60)	1/11/2002	4	mg/kg	
			OU5-CSA-6-4341WS-(20,80)	1/11/2002	6.8	mg/kg	
			OU5-CSA-6-4341WS-(40,20)	1/11/2002	4.7	mg/kg	
			OU5-CSA-6-4341WS-(40,40)	1/11/2002	4	mg/kg	
			OU5-CSA-6-4341WS-(40,60)	1/11/2002	4.6	mg/kg	
			OU5-CSA-6-4341WS-(40,80)	1/11/2002	4.7	mg/kg	
			OU5-CSA-6-4341WS-(60,20)	1/11/2002	8.2	mg/kg	
			OU5-CSA-6-4341WS-(60,40)	1/11/2002	3.1	mg/kg	
			OU5-CSA-6-4341WS-(60,60)	1/11/2002	3.2	mg/kg	
			OU5-CSA-6-4341WS-(60,80)	1/11/2002	3.9	mg/kg	
			OU5-CSA-6-4341WS-(80,100)	1/11/2002	25.3	mg/kg	
			OU5-CSA-6-4341WS-(80,40)	1/11/2002	3.5	mg/kg	
			OU5-CSA-6-4341WS-(80,80)	1/11/2002	3.6	mg/kg	
			OU5-CSA-6-4341WS-DUP01	1/11/2002	3.9	mg/kg	OU5-CSA-6-4341WS-(20,60)
			OU5-CSA-6-4341WS-SB1	1/7/2002	0.5 J	mg/kg	
CSA	**6**	**4347 Warren Street**					
			OU5-CSA-6-4347WS-(0,60)	1/28/2002	6.9	mg/kg	
			OU5-CSA-6-4347WS-(100,100)	1/28/2002	11	mg/kg	
			OU5-CSA-6-4347WS-(100,40)	1/28/2002	5.3	mg/kg	
			OU5-CSA-6-4347WS-(100,60)	1/28/2002	10.7	mg/kg	
			OU5-CSA-6-4347WS-(100,80)	1/28/2002	9.3	mg/kg	
			OU5-CSA-6-4347WS-(120,100)	1/28/2002	28.6	mg/kg	
			OU5-CSA-6-4347WS-(120,40)	1/28/2002	6.3	mg/kg	
			OU5-CSA-6-4347WS-(120,60)	1/28/2002	7.7	mg/kg	
			OU5-CSA-6-4347WS-(120,80)	1/28/2002	16.4	mg/kg	
			OU5-CSA-6-4347WS-(140,60)	1/28/2002	15.1	mg/kg	
			OU5-CSA-6-4347WS-(20,20)	1/28/2002	18.6	mg/kg	
			OU5-CSA-6-4347WS-(20,40)	1/28/2002	8.2	mg/kg	
			OU5-CSA-6-4347WS-(20,60)	1/28/2002	9	mg/kg	
			OU5-CSA-6-4347WS-(20,80)	1/28/2002	5.5	mg/kg	
			OU5-CSA-6-4347WS-(40,20)	1/28/2002	6.7	mg/kg	
			OU5-CSA-6-4347WS-(40,40)	1/28/2002	8.8	mg/kg	

Area	Group	Address	Sample ID	Sample Date	Result \1	Units	Duplicate Match
			OU5-CSA-6-4347WS-(40,60)	1/28/2002	16.3	mg/kg	
			OU5-CSA-6-4347WS-(40,80)	1/28/2002	12.5	mg/kg	
			OU5-CSA-6-4347WS-(60,100)	1/28/2002	9.7	mg/kg	
			OU5-CSA-6-4347WS-(60,20)	1/28/2002	9.6	mg/kg	
			OU5-CSA-6-4347WS-(60,40)	1/28/2002	3.1	mg/kg	
			OU5-CSA-6-4347WS-(60,60)	1/28/2002	5.5	mg/kg	
			OU5-CSA-6-4347WS-(60,80)	1/28/2002	16.9	mg/kg	
			OU5-CSA-6-4347WS-(80,100)	1/28/2002	8.4	mg/kg	
			OU5-CSA-6-4347WS-(80,40)	1/28/2002	3.8	mg/kg	
			OU5-CSA-6-4347WS-(80,60)	1/28/2002	46.8	mg/kg	
			OU5-CSA-6-4347WS-(80,80)	1/28/2002	13.3	mg/kg	
			OU5-CSA-6-4347WS-DUP01	1/28/2002	8.4	mg/kg	OU5-CSA-6-4347WS-(20,80)
			OU5-CSA-6-4347WS-SB1	1/28/2002	2.1	mg/kg	
CSA	**6**	**4349 Verplanck Place**					
			OU5-CSA-6-4349VP-(100,100)	12/14/2001	12.1	mg/kg	
			OU5-CSA-6-4349VP-(100,120)	12/14/2001	5.1	mg/kg	
			OU5-CSA-6-4349VP-(100,40)	12/14/2001	6.2	mg/kg	
			OU5-CSA-6-4349VP-(100,60)	12/14/2001	6.6	mg/kg	
			OU5-CSA-6-4349VP-(100,80)	12/14/2001	7.9	mg/kg	
			OU5-CSA-6-4349VP-(120,100)	12/14/2001	12	mg/kg	
			OU5-CSA-6-4349VP-(120,120)	12/14/2001	3.5 J	mg/kg	
			OU5-CSA-6-4349VP-(120,60)	12/14/2001	6.2	mg/kg	
			OU5-CSA-6-4349VP-(120,80)	12/14/2001	4.7	mg/kg	
			OU5-CSA-6-4349VP-(140,60)	12/14/2001	7.1	mg/kg	
			OU5-CSA-6-4349VP-(140,80)	12/14/2001	6	mg/kg	
			OU5-CSA-6-4349VP-(20,20)	12/14/2001	3.7	mg/kg	
			OU5-CSA-6-4349VP-(20,40)	12/14/2001	7	mg/kg	
			OU5-CSA-6-4349VP-(20,60)	12/14/2001	25.3	mg/kg	
			OU5-CSA-6-4349VP-(20,80)	12/14/2001	13.1	mg/kg	
			OU5-CSA-6-4349VP-(40,20)	12/14/2001	38.5	mg/kg	
			OU5-CSA-6-4349VP-(40,40)	12/14/2001	10.6	mg/kg	
			OU5-CSA-6-4349VP-(40,60)	12/14/2001	26.9	mg/kg	
			OU5-CSA-6-4349VP-(40,80)	12/14/2001	17.5	mg/kg	
			OU5-CSA-6-4349VP-(60,100)	12/14/2001	5.4	mg/kg	
			OU5-CSA-6-4349VP-(60,40)	12/14/2001	26.8	mg/kg	
			OU5-CSA-6-4349VP-(60,60)	12/14/2001	15.8	mg/kg	
			OU5-CSA-6-4349VP-(60,80)	12/14/2001	4.7	mg/kg	
			OU5-CSA-6-4349VP-(80,100)	12/14/2001	7.2	mg/kg	
			OU5-CSA-6-4349VP-(80,40)	12/14/2001	5.5	mg/kg	

Area	Group	Address	Sample ID	Sample Date	Result \1	Units	Duplicate Match
			OU5-CSA-6-4349VP-DUP01	12/14/2001	20.5	mg/kg	OU5-CSA-6-4349VP-(40,20)
			OU5-CSA-6-4349VP-SB1	12/10/2001	3.1	mg/kg	
CSA	6	4354 Warren Street					
			OU5-CSA-6-4354WS-(100,100)	2/21/2002	20	mg/kg	
			OU5-CSA-6-4354WS-(100,120)	2/21/2002	4.9	mg/kg	
			OU5-CSA-6-4354WS-(100,140)	2/21/2002	4.6	mg/kg	
			OU5-CSA-6-4354WS-(100,40)	2/21/2002	14.3	mg/kg	
			OU5-CSA-6-4354WS-(100,60)	2/21/2002	112	mg/kg	
			OU5-CSA-6-4354WS-(100,80)	2/21/2002	7.8	mg/kg	
			OU5-CSA-6-4354WS-(120,100)	2/21/2002	19.3	mg/kg	
			OU5-CSA-6-4354WS-(120,120)	2/21/2002	9.3	mg/kg	
			OU5-CSA-6-4354WS-(120,140)	2/21/2002	7.1	mg/kg	
			OU5-CSA-6-4354WS-(120,40)	2/21/2002	6.5	mg/kg	
			OU5-CSA-6-4354WS-(120,60)	2/21/2002	18	mg/kg	
			OU5-CSA-6-4354WS-(120,80)	2/21/2002	7	mg/kg	
			OU5-CSA-6-4354WS-(140,100)	2/21/2002	6.1	mg/kg	
			OU5-CSA-6-4354WS-(140,120)	2/21/2002	5.2	mg/kg	
			OU5-CSA-6-4354WS-(140,140)	2/21/2002	6.5	mg/kg	
			OU5-CSA-6-4354WS-(140,60)	2/21/2002	10.7	mg/kg	
			OU5-CSA-6-4354WS-(140,80)	2/21/2002	6.2	mg/kg	
			OU5-CSA-6-4354WS-(160,100)	2/21/2002	10.7	mg/kg	
			OU5-CSA-6-4354WS-(160,60)	2/21/2002	20.7	mg/kg	
			OU5-CSA-6-4354WS-(160,80)	2/21/2002	14	mg/kg	
			OU5-CSA-6-4354WS-(20,100)	2/21/2002	4.7	mg/kg	
			OU5-CSA-6-4354WS-(20,60)	2/21/2002	4.6	mg/kg	
			OU5-CSA-6-4354WS-(20,80)	2/21/2002	5.1	mg/kg	
			OU5-CSA-6-4354WS-(40,100)	2/21/2002	8	mg/kg	
			OU5-CSA-6-4354WS-(40,120)	2/21/2002	6.2	mg/kg	
			OU5-CSA-6-4354WS-(40,20)	2/21/2002	8.2	mg/kg	
			OU5-CSA-6-4354WS-(40,40)	2/21/2002	5.9	mg/kg	
			OU5-CSA-6-4354WS-(40,60)	2/21/2002	5.3	mg/kg	
			OU5-CSA-6-4354WS-(40,80)	2/21/2002	12.3	mg/kg	
			OU5-CSA-6-4354WS-(60,100)	2/21/2002	6.2	mg/kg	
			OU5-CSA-6-4354WS-(60,120)	2/21/2002	4.8	mg/kg	
			OU5-CSA-6-4354WS-(60,20)	2/21/2002	5.1	mg/kg	
			OU5-CSA-6-4354WS-(60,40)	2/21/2002	6.5	mg/kg	
			OU5-CSA-6-4354WS-(60,60)	2/21/2002	5.9	mg/kg	
			OU5-CSA-6-4354WS-(60,80)	2/21/2002	4.5	mg/kg	
			OU5-CSA-6-4354WS-(80,100)	2/21/2002	25.2	mg/kg	

Area	Group	Address	Sample ID	Sample Date	Result \1	Units	Duplicate Match
			OU5-CSA-6-4354WS-(80,120)	2/21/2002	6.8	mg/kg	
			OU5-CSA-6-4354WS-(80,40)	2/21/2002	5.5	mg/kg	
			OU5-CSA-6-4354WS-(80,80)	2/21/2002	10.4	mg/kg	
			OU5-CSA-6-4354WS-DUP01	2/21/2002	10.4	mg/kg	OU5-CSA-6-4354WS-(120,120)
			OU5-CSA-6-4354WS-DUP02	2/21/2002	19.9	mg/kg	OU5-CSA-6-4354WS-(40,80)
			OU5-CSA-6-4354WS-SB1	2/28/2002	3.5	mg/kg	
OU4	**OU4**	**4400 Massachusetts Avenue, Lot 10**					
			OU4-AU10-(250,330)	3/14/2001	35.3	mg/kg	
			OU4-AU10-(250,350)	3/14/2001	11.9 J	mg/kg	
			OU4-AU10-(270,310)	3/14/2001	25.2	mg/kg	
			OU4-AU10-(270,330)	3/14/2001	35.5 J	mg/kg	
			OU4-AU10-(270,350)	3/14/2001	26.6	mg/kg	
			OU4-AU10-(270,370)	3/14/2001	25.5 J	mg/kg	
			OU4-AU10-(290,290)	3/14/2001	11.1 J	mg/kg	
			OU4-AU10-(290,310)	3/14/2001	8.31	mg/kg	
			OU4-AU10-(290,330)	3/14/2001	19	mg/kg	
			OU4-AU10-(290,350)	3/14/2001	55.5 J	mg/kg	
			OU4-AU10-(290,370)	3/14/2001	51.6 J	mg/kg	
			OU4-AU10-(290,390)	3/14/2001	35.7	mg/kg	
			OU4-AU10-(310,270)	3/14/2001	23.3 J	mg/kg	
			OU4-AU10-(310,290)	3/14/2001	16.8 J	mg/kg	
			OU4-AU10-(310,310)	3/14/2001	10.2	mg/kg	
			OU4-AU10-(310,330)	3/14/2001	19.3	mg/kg	
			OU4-AU10-(310,350)	3/14/2001	22.8 J	mg/kg	
			OU4-AU10-(310,370)	3/14/2001	28.5	mg/kg	
			OU4-AU10-(310,390)	3/14/2001	47	mg/kg	
			OU4-AU10-(310,410)	3/14/2001	9.47	mg/kg	
			OU4-AU10-(330,250)	3/14/2001	4.08	mg/kg	
			OU4-AU10-(330,270)	3/14/2001	9.25 J	mg/kg	
			OU4-AU10-(330,290)	3/14/2001	7.19 J	mg/kg	
			OU4-AU10-(330,310)	3/14/2001	16.8 J	mg/kg	
			OU4-AU10-(330,330)	3/14/2001	18.8 J	mg/kg	
			OU4-AU10-(330,350)	3/14/2001	18.7	mg/kg	
			OU4-AU10-(330,370)	3/14/2001	12.7	mg/kg	
			OU4-AU10-(330,390)	3/14/2001	40.3	mg/kg	
			OU4-AU10-(330,410)	3/14/2001	33.3	mg/kg	
			OU4-AU10-(350,230)	3/14/2001	3.74	mg/kg	
			OU4-AU10-(350,250)	3/14/2001	5.41 J	mg/kg	
			OU4-AU10-(350,270)	3/14/2001	7.63 J	mg/kg	

Area	Group	Address	Sample ID	Sample Date	Result \1	Units	Duplicate Match
			OU4-AU10-(350,290)	3/14/2001	8.91 J	mg/kg	
			OU4-AU10-(350,310)	3/14/2001	4.7	mg/kg	
			OU4-AU10-(350,330)	3/14/2001	7.63	mg/kg	
			OU4-AU10-(350,350)	3/14/2001	12.5	mg/kg	
			OU4-AU10-(350,370)	3/14/2001	13	mg/kg	
			OU4-AU10-(350,390)	3/14/2001	27.4	mg/kg	
			OU4-AU10-(370,230)	3/14/2001	13.2	mg/kg	
			OU4-AU10-(370,250)	3/14/2001	7.27 J	mg/kg	
			OU4-AU10-(370,270)	3/14/2001	6.5 J	mg/kg	
			OU4-AU10-(370,290)	3/14/2001	8.94 J	mg/kg	
			OU4-AU10-(370,310)	3/14/2001	5.45 J	mg/kg	
			OU4-AU10-(370,330)	3/14/2001	3.31 J	mg/kg	
			OU4-AU10-(370,350)	3/14/2001	4.97	mg/kg	
			OU4-AU10-(370,370)	3/14/2001	8.73	mg/kg	
			OU4-AU10-(390,210)	3/14/2001	4.66	mg/kg	
			OU4-AU10-(390,230)	3/14/2001	5.58	mg/kg	
			OU4-AU10-(390,250)	3/14/2001	5.25 J	mg/kg	
			OU4-AU10-(390,270)	3/14/2001	8.11 J	mg/kg	
			OU4-AU10-(390,290)	3/14/2001	7.45 J	mg/kg	
			OU4-AU10-(390,310)	3/14/2001	4.63 J	mg/kg	
			OU4-AU10-(390,330)	3/14/2001	5.22	mg/kg	
			OU4-AU10-(390,350)	3/14/2001	6.12	mg/kg	
			OU4-AU10-(410,190)	3/14/2001	3.35 J	mg/kg	
			OU4-AU10-(410,210)	3/14/2001	2.53 J	mg/kg	
			OU4-AU10-(410,230)	3/14/2001	3.28 J	mg/kg	
			OU4-AU10-(410,250)	3/14/2001	4.15	mg/kg	
			OU4-AU10-(410,270)	3/14/2001	5.76 J	mg/kg	
			OU4-AU10-(410,290)	3/14/2001	3.87 J	mg/kg	
			OU4-AU10-(410,310)	3/14/2001	5.19	mg/kg	
			OU4-AU10-(410,330)	3/14/2001	5.29	mg/kg	
			OU4-AU10-(430,190)	3/14/2001	3.57	mg/kg	
			OU4-AU10-(430,210)	3/14/2001	5 J	mg/kg	
			OU4-AU10-(430,250)	3/14/2001	6.01 J	mg/kg	
			OU4-AU10-(430,270)	3/14/2001	6.66 J	mg/kg	
			OU4-AU10-(430,290)	3/14/2001	3.74	mg/kg	
			OU4-AU10-(430,310)	3/14/2001	3.69	mg/kg	
			OU4-AU10-(450,210)	3/14/2001	3.85 J	mg/kg	
			OU4-AU10-(450,230)	3/14/2001	4.02 J	mg/kg	
			OU4-AU10-(450,270)	3/14/2001	3.73	mg/kg	

Area	Group	Address	Sample ID	Sample Date	Result \1	Units	Duplicate Match
			OU4-AU10-(450,290)	3/14/2001	5.74	mg/kg	
			OU4-AU10-(470,230)	3/14/2001	4.01 J	mg/kg	
			OU4-AU10-(470,250)	3/14/2001	3.93 J	mg/kg	
			OU4-AU10-(490,250)	3/14/2001	4.31 J	mg/kg	
			OU4-AU10-DUP01	3/14/2001	5.43 J	mg/kg	OU4-AU10-(350,270)
			OU4-AU10-DUP02	3/14/2001	14.8	mg/kg	OU4-AU10-(290,310)
			OU4-AU10-DUP03	3/14/2001	15.4	mg/kg	OU4-AU10-(330,350)
			OU4-AU10-DUP04	3/14/2001	3.12	mg/kg	OU4-AU10-(430,190)
OU4	**OU4**	**4400 Massachusetts Avenue, Lot 11**					
			OU4-AU11-(130,430)	3/19/2001	19.9	mg/kg	
			OU4-AU11-(130,450)	3/19/2001	31.8	mg/kg	
			OU4-AU11-(150,410)	3/19/2001	6.38 D	mg/kg	
			OU4-AU11-(150,430)	3/19/2001	29.7	mg/kg	
			OU4-AU11-(150,450)	3/19/2001	15.8	mg/kg	
			OU4-AU11-(150,470)	3/19/2001	14.8	mg/kg	
			OU4-AU11-(150,530)	3/19/2001	80.6 L	mg/kg	
			OU4-AU11-(150,550)	3/19/2001	48 L	mg/kg	
			OU4-AU11-(170,370)	3/19/2001	13.2 D	mg/kg	
			OU4-AU11-(170,390)	3/19/2001	13.7 D	mg/kg	
			OU4-AU11-(170,410)	3/19/2001	22.5 D	mg/kg	
			OU4-AU11-(170,430)	3/19/2001	14.4	mg/kg	
			OU4-AU11-(170,450)	3/19/2001	17.8	mg/kg	
			OU4-AU11-(170,470)	3/19/2001	18.8	mg/kg	
			OU4-AU11-(170,490)	3/19/2001	7.84	mg/kg	
			OU4-AU11-(170,510)	3/20/2001	2.91	mg/kg	
			OU4-AU11-(170,530)	3/19/2001	4.26 L	mg/kg	
			OU4-AU11-(170,550)	3/19/2001	6.76 L	mg/kg	
			OU4-AU11-(170,570)	3/20/2001	10.5	mg/kg	
			OU4-AU11-(190,350)	3/19/2001	21.5 D	mg/kg	
			OU4-AU11-(190,370)	3/19/2001	52.9 D	mg/kg	
			OU4-AU11-(190,390)	3/19/2001	46.4 D	mg/kg	
			OU4-AU11-(190,410)	3/19/2001	28 D	mg/kg	
			OU4-AU11-(190,430)	3/19/2001	16.5	mg/kg	
			OU4-AU11-(190,450)	3/19/2001	25.1	mg/kg	
			OU4-AU11-(190,470)	3/19/2001	2.3 J	mg/kg	
			OU4-AU11-(190,490)	3/19/2001	2.64 J	mg/kg	
			OU4-AU11-(190,510)	3/20/2001	2.54	mg/kg	
			OU4-AU11-(190,530)	3/19/2001	2.32 JL	mg/kg	
			OU4-AU11-(190,550)	3/20/2001	5.15	mg/kg	

Area	Group	Address	Sample ID	Sample Date	Result \1	Units	Duplicate Match
			OU4-AU11-(190,570)	3/20/2001	6.41	mg/kg	
			OU4-AU11-(190,590)	3/20/2001	3.77	mg/kg	
			OU4-AU11-(210,330)	3/19/2001	32.3 D	mg/kg	
			OU4-AU11-(210,350)	3/19/2001	77 D	mg/kg	
			OU4-AU11-(210,370)	3/19/2001	50 D	mg/kg	
			OU4-AU11-(210,390)	3/19/2001	48.3 D	mg/kg	
			OU4-AU11-(210,410)	3/19/2001	67.6 D	mg/kg	
			OU4-AU11-(210,430)	3/19/2001	11.9	mg/kg	
			OU4-AU11-(210,450)	3/19/2001	5.22	mg/kg	
			OU4-AU11-(210,470)	3/19/2001	2.42 J	mg/kg	
			OU4-AU11-(210,490)	3/19/2001	3.04	mg/kg	
			OU4-AU11-(210,510)	3/20/2001	2.85	mg/kg	
			OU4-AU11-(210,530)	3/20/2001	5.66	mg/kg	
			OU4-AU11-(210,550)	3/20/2001	4.76	mg/kg	
			OU4-AU11-(210,570)	3/20/2001	4.47	mg/kg	
			OU4-AU11-(230,350)	3/19/2001	19.4 D	mg/kg	
			OU4-AU11-(230,370)	3/19/2001	35.4 D	mg/kg	
			OU4-AU11-(230,390)	3/19/2001	31.6 D	mg/kg	
			OU4-AU11-(230,410)	3/19/2001	77.6 D	mg/kg	
			OU4-AU11-(230,430)	3/19/2001	8.91	mg/kg	
			OU4-AU11-(230,450)	3/19/2001	2.9	mg/kg	
			OU4-AU11-(230,470)	3/19/2001	2.94	mg/kg	
			OU4-AU11-(230,490)	3/19/2001	5.02	mg/kg	
			OU4-AU11-(230,550)	3/20/2001	4.29	mg/kg	
			OU4-AU11-(230,570)	3/20/2001	3.26	mg/kg	
			OU4-AU11-(250,370)	3/19/2001	42.4 D	mg/kg	
			OU4-AU11-(250,390)	3/19/2001	48.3 D	mg/kg	
			OU4-AU11-(250,410)	3/19/2001	61.9	mg/kg	
			OU4-AU11-(250,430)	3/19/2001	52.6	mg/kg	
			OU4-AU11-(250,450)	3/19/2001	2.27 J	mg/kg	
			OU4-AU11-(250,470)	3/19/2001	3.51	mg/kg	
			OU4-AU11-(250,490)	3/19/2001	5.67	mg/kg	
			OU4-AU11-(270,390)	3/19/2001	37.4 D	mg/kg	
			OU4-AU11-(270,410)	3/19/2001	37.7	mg/kg	
			OU4-AU11-(270,430)	3/19/2001	11.9	mg/kg	
			OU4-AU11-(270,450)	3/19/2001	2.37 J	mg/kg	
			OU4-AU11-(270,470)	3/19/2001	2.56 J	mg/kg	
			OU4-AU11-(270,490)	3/19/2001	3.06	mg/kg	
			OU4-AU11-(290,410)	3/19/2001	26.5	mg/kg	

Area	Group	Address	Sample ID	Sample Date	Result \1	Units	Duplicate Match
			OU4-AU11-(290,430)	3/19/2001	17.9	mg/kg	
			OU4-AU11-(290,450)	3/19/2001	9.21	mg/kg	
			OU4-AU11-(290,470)	3/19/2001	3.29	mg/kg	
			OU4-AU11-(310,430)	3/19/2001	11.4	mg/kg	
			OU4-AU11-(310,450)	3/19/2001	10.9	mg/kg	
			OU4-AU11-(310,470)	3/19/2001	4.31	mg/kg	
			OU4-AU11-(310,490)	3/19/2001	3.03 L	mg/kg	
			OU4-AU11-(330,450)	3/19/2001	5.39	mg/kg	
			OU4-AU11-(330,470)	3/19/2001	4.26	mg/kg	
			OU4-AU11-DUP01	3/19/2001	52.9 L	mg/kg	OU4-AU11-(250,390)
			OU4-AU11-DUP02	3/19/2001	10.3 L	mg/kg	OU4-AU11-(270,430)
			OU4-AU11-DUP03	3/19/2001	2.5 L	mg/kg	OU4-AU11-(250,450)
			OU4-AU11-DUP04	3/19/2001	41.6 L	mg/kg	OU4-AU11-(150,530)
			OU4-AU11-DUP05	3/19/2001	28.3 L	mg/kg	OU4-AU11-(150,550)
OU4	**OU4**	**4400 Massachusetts Avenue, Lot 12**					
			OU4-AU12-(100,200)	1/4/2001	7.67 D	mg/kg	
			OU4-AU12-(100,220)	1/4/2001	6.37 D	mg/kg	
			OU4-AU12-(100,80)	1/4/2001	5.89 D	mg/kg	
			OU4-AU12-(120,100)	1/4/2001	5.58 D	mg/kg	
			OU4-AU12-(120,220)	1/4/2001	10.8 D	mg/kg	
			OU4-AU12-(120,40)	1/4/2001	12.3 D	mg/kg	
			OU4-AU12-(120,60)	1/4/2001	8.19 D	mg/kg	
			OU4-AU12-(120,80)	1/4/2001	9.52 D	mg/kg	
			OU4-AU12-(140,100)	1/4/2001	7.61 D	mg/kg	
			OU4-AU12-(140,20)	1/4/2001	5.45 D	mg/kg	
			OU4-AU12-(140,220)	1/4/2001	104 D	mg/kg	
			OU4-AU12-(140,280)	1/4/2001	3.91 D	mg/kg	
			OU4-AU12-(140,300)	1/4/2001	5.17 D	mg/kg	
			OU4-AU12-(140,40)	1/4/2001	16.8 D	mg/kg	
			OU4-AU12-(140,60)	1/4/2001	8.82 D	mg/kg	
			OU4-AU12-(140,80)	1/4/2001	7.3 D	mg/kg	
			OU4-AU12-(160,100)	1/4/2001	11.9 D	mg/kg	
			OU4-AU12-(160,120)	1/4/2001	104 D	mg/kg	
			OU4-AU12-(160,220)	1/4/2001	91.7 D	mg/kg	
			OU4-AU12-(160,240)	1/4/2001	4.42 D	mg/kg	
			OU4-AU12-(160,40)	1/4/2001	5.5 D	mg/kg	
			OU4-AU12-(160,60)	1/4/2001	13.1 D	mg/kg	
			OU4-AU12-(160,80)	1/4/2001	41.6 D	mg/kg	
			OU4-AU12-(180,100)	1/4/2001	72.9 D	mg/kg	

Area	Group	Address	Sample ID	Sample Date	Result \1		Units	Duplicate Match
			OU4-AU12-(180,120)	1/4/2001	73.8	D	mg/kg	
			OU4-AU12-(180,200)	1/4/2001	276	D	mg/kg	
			OU4-AU12-(180,220)	1/4/2001	6.63	D	mg/kg	
			OU4-AU12-(180,260)	1/4/2001	2.56	D	mg/kg	
			OU4-AU12-(180,60)	1/4/2001	12	D	mg/kg	
			OU4-AU12-(180,80)	1/4/2001	33.1	D	mg/kg	
			OU4-AU12-(20,260)	1/4/2001	6.55	D	mg/kg	
			OU4-AU12-(200,100)	1/4/2001	87.8	D	mg/kg	
			OU4-AU12-(200,120)	1/4/2001	24.2	D	mg/kg	
			OU4-AU12-(200,180)	1/4/2001	234	D	mg/kg	
			OU4-AU12-(200,200)	1/4/2001	206	D	mg/kg	
			OU4-AU12-(200,220)	1/4/2001	7.78	D	mg/kg	
			OU4-AU12-(200,80)	1/4/2001	72.5	D	mg/kg	
			OU4-AU12-(220,100)	1/4/2001	22.9	D	mg/kg	
			OU4-AU12-(220,120)	1/4/2001	21	D	mg/kg	
			OU4-AU12-(220,140)	1/4/2001	45.6	D	mg/kg	
			OU4-AU12-(220,160)	1/4/2001	109	D	mg/kg	
			OU4-AU12-(220,180)	1/4/2001	182	D	mg/kg	
			OU4-AU12-(220,200)	1/4/2001	92.6	D	mg/kg	
			OU4-AU12-(220,220)	1/4/2001	4.94	D	mg/kg	
			OU4-AU12-(240,100)	1/4/2001	24.6	D	mg/kg	
			OU4-AU12-(240,120)	1/4/2001	22.4	D	mg/kg	
			OU4-AU12-(240,140)	1/4/2001	57.5	D	mg/kg	
			OU4-AU12-(240,160)	1/4/2001	65.4	D	mg/kg	
			OU4-AU12-(240,180)	1/4/2001	66	D	mg/kg	
			OU4-AU12-(240,200)	1/4/2001	23	D	mg/kg	
			OU4-AU12-(240,220)	1/4/2001	4.49	D	mg/kg	
			OU4-AU12-(260,120)	1/4/2001	16	D	mg/kg	
			OU4-AU12-(260,140)	1/4/2001	26.1	D	mg/kg	
			OU4-AU12-(260,160)	1/4/2001	10.7	D	mg/kg	
			OU4-AU12-(260,180)	1/4/2001	31.5	D	mg/kg	
			OU4-AU12-(260,200)	1/4/2001	15	D	mg/kg	
			OU4-AU12-(260,220)	1/4/2001	16.9	D	mg/kg	
			OU4-AU12-(280,140)	1/4/2001	4.62	D	mg/kg	
			OU4-AU12-(280,160)	1/4/2001	2.42	D	mg/kg	
			OU4-AU12-(40,220)	1/4/2001	7.48	D	mg/kg	
			OU4-AU12-(40,240)	1/4/2001	6.3	D	mg/kg	
			OU4-AU12-(40,260)	1/4/2001	4.7	D	mg/kg	
			OU4-AU12-(60,180)	1/4/2001	4.23	D	mg/kg	

Area	Group	Address	Sample ID	Sample Date	Result \1		Units	Duplicate Match
			OU4-AU12-(60,220)	1/4/2001	6.98	D	mg/kg	
			OU4-AU12-(60,240)	1/4/2001	6.99	D	mg/kg	
			OU4-AU12-(80,140)	1/4/2001	5.72	D	mg/kg	
			OU4-AU12-(80,220)	1/4/2001	6.7	D	mg/kg	
			OU4-AU12-(80,240)	1/4/2001	7.29	D	mg/kg	
			OU4-AU12-DUP01(200,100)	1/4/2001	84.1	D	mg/kg	
			OU4-AU12-DUP02(100,80)	1/4/2001	6.49	D	mg/kg	
			OU4-AU12-DUP03(180,220)	1/4/2001	7.21	D	mg/kg	
			OU4-AU12-DUP04(140,300)	1/4/2001	3.66	D	mg/kg	
			OU4-CDC-(100,100)	1/5/2001	11.7	D	mg/kg	
			OU4-CDC-(100,170)	1/5/2001	11.5	D	mg/kg	
			OU4-CDC-(100,180)	1/5/2001	6.15	D	mg/kg	
			OU4-CDC-(110,170)	1/5/2001	16.1	D	mg/kg	
			OU4-CDC-(110,180)	1/5/2001	11.5	D	mg/kg	
			OU4-CDC-(110,190)	1/5/2001	5.9	D	mg/kg	
			OU4-CDC-(110,200)	1/5/2001	9.31	D	mg/kg	
			OU4-CDC-(120,110)	1/5/2001	4.47	DJ	mg/kg	
			OU4-CDC-(120,140)	1/5/2001	33.1	DJ	mg/kg	
			OU4-CDC-(120,150)	1/5/2001	81.2	DJ	mg/kg	
			OU4-CDC-(120,160)	1/5/2001	131	D	mg/kg	
			OU4-CDC-(120,170)	1/5/2001	48.9	D	mg/kg	
			OU4-CDC-(120,180)	1/5/2001	58	D	mg/kg	
			OU4-CDC-(120,190)	1/5/2001	23.6	D	mg/kg	
			OU4-CDC-(120,200)	1/5/2001	45.8	D	mg/kg	
			OU4-CDC-(130,110)	1/5/2001	9.75	DJ	mg/kg	
			OU4-CDC-(130,120)	1/5/2001	10.2	DJ	mg/kg	
			OU4-CDC-(130,130)	1/5/2001	15.3	DJ	mg/kg	
			OU4-CDC-(130,140)	1/5/2001	278	DJ	mg/kg	
			OU4-CDC-(130,150)	1/5/2001	97.3	DJ	mg/kg	
			OU4-CDC-(130,160)	1/5/2001	101	DJ	mg/kg	
			OU4-CDC-(130,170)	1/5/2001	75	DJ	mg/kg	
			OU4-CDC-(130,180)	1/5/2001	85.8	DJ	mg/kg	
			OU4-CDC-(130,190)	1/5/2001	163	DJ	mg/kg	
			OU4-CDC-(130,200)	1/5/2001	22.5	DJ	mg/kg	
			OU4-CDC-(140,120)	1/5/2001	7.45	DJ	mg/kg	
			OU4-CDC-(140,130)	1/5/2001	7.3	DJ	mg/kg	
			OU4-CDC-(140,140)	1/5/2001	39.9	DJ	mg/kg	
			OU4-CDC-(140,160)	1/5/2001	217	DJ	mg/kg	
			OU4-CDC-(140,170)	1/5/2001	98.2	DJ	mg/kg	

Area	Group	Address	Sample ID	Sample Date	Result \1		Units	Duplicate Match
			OU4-CDC-(150,120)	1/5/2001	9.26	D	mg/kg	
			OU4-CDC-(150,130)	1/5/2001	21.3	D	mg/kg	
			OU4-CDC-(150,140)	1/5/2001	498	D	mg/kg	
			OU4-CDC-(150,150)	1/5/2001	169	DJ	mg/kg	
			OU4-CDC-(160,130)	1/5/2001	214	D	mg/kg	
			OU4-CDC-(160,140)	1/5/2001	140	D	mg/kg	
			OU4-CDC-(160,150)	1/5/2001	246	D	mg/kg	
			OU4-CDC-(170,130)	1/5/2001	122	D	mg/kg	
			OU4-CDC-(170,140)	1/5/2001	123	D	mg/kg	
			OU4-CDC-(170,150)	1/5/2001	83.4	D	mg/kg	
			OU4-CDC-(180,130)	1/5/2001	50.6	D	mg/kg	
			OU4-CDC-(180,140)	1/5/2001	29.1	D	mg/kg	
			OU4-CDC-(190,140)	1/5/2001	13.1	D	mg/kg	
			OU4-CDC-(200,140)	1/5/2001	18.6	D	mg/kg	
			OU4-CDC-(200,150)	1/5/2001	26.3	D	mg/kg	
			OU4-CDC-(200,160)	1/5/2001	9.84	D	mg/kg	
			OU4-CDC-(210,140)	1/5/2001	27.9	D	mg/kg	
			OU4-CDC-(210,150)	1/5/2001	42.3	D	mg/kg	
			OU4-CDC-(210,160)	1/5/2001	50.6	D	mg/kg	
			OU4-CDC-(220,150)	1/5/2001	52.8	D	mg/kg	
			OU4-CDC-(60,200)	1/5/2001	9.44	D	mg/kg	
			OU4-CDC-(60,210)	1/5/2001	10.6	D	mg/kg	
			OU4-CDC-(70,180)	1/5/2001	6.35	D	mg/kg	
			OU4-CDC-(70,190)	1/5/2001	7.11	D	mg/kg	
			OU4-CDC-(70,200)	1/5/2001	5.05	D	mg/kg	
			OU4-CDC-(80,150)	1/5/2001	6.88	D	mg/kg	
			OU4-CDC-(80,160)	1/5/2001	9.2	D	mg/kg	
			OU4-CDC-(80,170)	1/5/2001	22.2	D	mg/kg	
			OU4-CDC-(80,180)	1/5/2001	5.21	D	mg/kg	
			OU4-CDC-(80,190)	1/5/2001	5.07	D	mg/kg	
			OU4-CDC-(80,200)	1/5/2001	4.49	D	mg/kg	
			OU4-CDC-(80,210)	1/5/2001	6.52	D	mg/kg	
			OU4-CDC-(90,170)	1/5/2001	7.99	D	mg/kg	
			OU4-CDC-(90,180)	1/5/2001	4	D	mg/kg	
			OU4-CDC-(90,190)	1/5/2001	3.43	D	mg/kg	
			OU4-CDC-(90,200)	1/5/2001	7.16	D	mg/kg	
			OU4-CDC-(90,210)	1/5/2001	6.57	D	mg/kg	
			OU4-CDC-DUP-07(170,130)	1/5/2001	129	D	mg/kg	
			OU4-CDC-DUP-08(140,170)	1/5/2001	192	DJ	mg/kg	

Area	Group	Address	Sample ID	Sample Date	Result \1	Units	Duplicate Match
			OU4-CDC-DUP-09(120,140)	1/5/2001	34.9 D	mg/kg	
			OU4-CDC-DUP-10(90,190)	1/5/2001	3.92 D	mg/kg	
			OU4-CDC-DUP-11(80,180)	1/5/2001	4.43 D	mg/kg	
			OU4-CDC-DUP-12(70,180)	1/5/2001	5.26 D	mg/kg	
OU4	**OU4**	**4400 Massachusetts Avenue, Lot 13**					
			OU4-AU13-(150,250)	3/15/2001	14.5	mg/kg	
			OU4-AU13-(170,230)	3/15/2001	21.6	mg/kg	
			OU4-AU13-(170,250)	3/15/2001	21.1	mg/kg	
			OU4-AU13-(170,270)	3/15/2001	15.1	mg/kg	
			OU4-AU13-(190,210)	3/15/2001	18.5 J	mg/kg	
			OU4-AU13-(190,230)	3/15/2001	23.7	mg/kg	
			OU4-AU13-(190,250)	3/15/2001	22.7	mg/kg	
			OU4-AU13-(190,270)	3/15/2001	9.11 J	mg/kg	
			OU4-AU13-(190,290)	3/15/2001	18.5 J	mg/kg	
			OU4-AU13-(210,190)	3/15/2001	34.4	mg/kg	
			OU4-AU13-(210,210)	3/15/2001	24.9 J	mg/kg	
			OU4-AU13-(210,230)	3/15/2001	20.2	mg/kg	
			OU4-AU13-(210,250)	3/15/2001	19.5	mg/kg	
			OU4-AU13-(210,270)	3/15/2001	12.1 J	mg/kg	
			OU4-AU13-(210,290)	3/15/2001	21.6 J	mg/kg	
			OU4-AU13-(210,310)	3/15/2001	33.4 J	mg/kg	
			OU4-AU13-(230,170)	3/15/2001	23.2	mg/kg	
			OU4-AU13-(230,190)	3/15/2001	24.9	mg/kg	
			OU4-AU13-(230,210)	3/15/2001	36.7	mg/kg	
			OU4-AU13-(230,230)	3/15/2001	25.6	mg/kg	
			OU4-AU13-(230,250)	3/15/2001	20.3	mg/kg	
			OU4-AU13-(230,270)	3/15/2001	13.1 J	mg/kg	
			OU4-AU13-(230,290)	3/15/2001	23.1 J	mg/kg	
			OU4-AU13-(230,310)	3/15/2001	17.7	mg/kg	
			OU4-AU13-(230,330)	3/15/2001	20.7	mg/kg	
			OU4-AU13-(250,150)	3/15/2001	6.23	mg/kg	
			OU4-AU13-(250,170)	3/15/2001	7.75	mg/kg	
			OU4-AU13-(250,190)	3/15/2001	12.7	mg/kg	
			OU4-AU13-(250,210)	3/15/2001	25.5	mg/kg	
			OU4-AU13-(250,230)	3/15/2001	33.7	mg/kg	
			OU4-AU13-(250,250)	3/15/2001	14.4	mg/kg	
			OU4-AU13-(250,270)	3/15/2001	14.2 J	mg/kg	
			OU4-AU13-(250,290)	3/15/2001	14.9 J	mg/kg	
			OU4-AU13-(250,310)	3/15/2001	20.8	mg/kg	

Area	Group	Address	Sample ID	Sample Date	Result \1	Units	Duplicate Match
			OU4-AU13-(270,130)	3/15/2001	3.99	mg/kg	
			OU4-AU13-(270,150)	3/15/2001	2.89	mg/kg	
			OU4-AU13-(270,170)	3/15/2001	4.07	mg/kg	
			OU4-AU13-(270,190)	3/15/2001	3.58 J	mg/kg	
			OU4-AU13-(270,210)	3/15/2001	12.4	mg/kg	
			OU4-AU13-(270,230)	3/15/2001	26.2	mg/kg	
			OU4-AU13-(270,250)	3/15/2001	27.4	mg/kg	
			OU4-AU13-(270,270)	3/15/2001	12.2 J	mg/kg	
			OU4-AU13-(270,290)	3/15/2001	21.6 J	mg/kg	
			OU4-AU13-(290,130)	3/15/2001	3.39	mg/kg	
			OU4-AU13-(290,150)	3/15/2001	4.62	mg/kg	
			OU4-AU13-(290,170)	3/15/2001	5.44	mg/kg	
			OU4-AU13-(290,190)	3/15/2001	5.35 J	mg/kg	
			OU4-AU13-(290,210)	3/15/2001	4.4	mg/kg	
			OU4-AU13-(290,230)	3/15/2001	7.23	mg/kg	
			OU4-AU13-(290,250)	3/15/2001	21.4	mg/kg	
			OU4-AU13-(290,270)	3/15/2001	18.2 J	mg/kg	
			OU4-AU13-(310,110)	3/15/2001	3.23	mg/kg	
			OU4-AU13-(310,130)	3/15/2001	6.47	mg/kg	
			OU4-AU13-(310,150)	3/15/2001	4.05	mg/kg	
			OU4-AU13-(310,170)	3/15/2001	5.38	mg/kg	
			OU4-AU13-(310,190)	3/15/2001	4.13 J	mg/kg	
			OU4-AU13-(310,210)	3/15/2001	6.51	mg/kg	
			OU4-AU13-(310,230)	3/15/2001	4.42	mg/kg	
			OU4-AU13-(310,250)	3/15/2001	6.75	mg/kg	
			OU4-AU13-(330,110)	3/15/2001	3.42	mg/kg	
			OU4-AU13-(330,130)	3/15/2001	3.52	mg/kg	
			OU4-AU13-(330,170)	3/15/2001	5.75	mg/kg	
			OU4-AU13-(330,190)	3/15/2001	4.76 J	mg/kg	
			OU4-AU13-(330,210)	3/15/2001	6.39	mg/kg	
			OU4-AU13-(330,230)	3/15/2001	5.29	mg/kg	
			OU4-AU13-(350,130)	3/15/2001	3.47	mg/kg	
			OU4-AU13-(350,150)	3/15/2001	3.98	mg/kg	
			OU4-AU13-(350,170)	3/15/2001	3.18	mg/kg	
			OU4-AU13-(350,190)	3/15/2001	6.32 J	mg/kg	
			OU4-AU13-(350,210)	3/15/2001	7.07	mg/kg	
			OU4-AU13-(370,150)	3/15/2001	4.16	mg/kg	
			OU4-AU13-(370,170)	3/15/2001	4.07	mg/kg	
			OU4-AU13-(370,190)	3/15/2001	4.32	mg/kg	

Area	Group	Address	Sample ID	Sample Date	Result \1	Units	Duplicate Match
			OU4-AU13-(370,210)	3/15/2001	3.83	mg/kg	
			OU4-AU13-(390,170)	3/15/2001	4.29	mg/kg	
			OU4-AU13-(390,190)	3/15/2001	4.35	mg/kg	
			OU4-AU13-DUP01	3/15/2001	4 J	mg/kg	OU4-AU13-(290,170)
			OU4-AU13-DUP02	3/15/2001	22	mg/kg	OU4-AU13-(170,230)
			OU4-AU13-DUP03	3/15/2001	6.16	mg/kg	OU4-AU13-(310,210)
			OU4-AU13-DUP04	3/15/2001	5.75	mg/kg	OU4-AU13-(290,230)
OU4	**OU4**	**4400 Massachusetts Avenue, Lot 14**					
			OU4-AU14-(10,350)	3/19/2001	16.2 L	mg/kg	
			OU4-AU14-(110,230)	3/16/2001	9.11	mg/kg	
			OU4-AU14-(110,250)	3/16/2001	8.95	mg/kg	
			OU4-AU14-(110,270)	3/16/2001	31.8	mg/kg	
			OU4-AU14-(110,290)	3/16/2001	12.2	mg/kg	
			OU4-AU14-(110,310)	3/16/2001	6.8	mg/kg	
			OU4-AU14-(110,330)	3/16/2001	6.13	mg/kg	
			OU4-AU14-(110,350)	3/16/2001	5.92	mg/kg	
			OU4-AU14-(110,370)	3/16/2001	6.82	mg/kg	
			OU4-AU14-(110,390)	3/16/2001	1.68	mg/kg	
			OU4-AU14-(110,410)	3/19/2001	5.86 L	mg/kg	
			OU4-AU14-(110,430)	3/19/2001	15.9 L	mg/kg	
			OU4-AU14-(130,250)	3/19/2001	8.93	mg/kg	
			OU4-AU14-(130,270)	3/19/2001	10.9	mg/kg	
			OU4-AU14-(130,290)	3/19/2001	14.7	mg/kg	
			OU4-AU14-(130,310)	3/19/2001	7.83	mg/kg	
			OU4-AU14-(130,330)	3/19/2001	3.99	mg/kg	
			OU4-AU14-(130,350)	3/19/2001	4.44 L	mg/kg	
			OU4-AU14-(130,370)	3/19/2001	4.67 L	mg/kg	
			OU4-AU14-(130,390)	3/19/2001	3.96 L	mg/kg	
			OU4-AU14-(130,410)	3/19/2001	4.64 L	mg/kg	
			OU4-AU14-(150,270)	3/19/2001	11.9	mg/kg	
			OU4-AU14-(150,290)	3/19/2001	11.9	mg/kg	
			OU4-AU14-(150,310)	3/19/2001	11.6	mg/kg	
			OU4-AU14-(150,330)	3/19/2001	8.11	mg/kg	
			OU4-AU14-(150,350)	3/19/2001	11.3 L	mg/kg	
			OU4-AU14-(150,370)	3/19/2001	8.49 L	mg/kg	
			OU4-AU14-(150,390)	3/19/2001	6.26 L	mg/kg	
			OU4-AU14-(170,290)	3/19/2001	12.3	mg/kg	
			OU4-AU14-(170,310)	3/19/2001	15.9	mg/kg	
			OU4-AU14-(170,330)	3/19/2001	35.3	mg/kg	

Area	Group	Address	Sample ID	Sample Date	Result \1	Units	Duplicate Match
			OU4-AU14-(170,350)	3/19/2001	17.3 L	mg/kg	
			OU4-AU14-(190,310)	3/19/2001	17.4	mg/kg	
			OU4-AU14-(190,330)	3/19/2001	17	mg/kg	
			OU4-AU14-(30,330)	3/19/2001	3.48	mg/kg	
			OU4-AU14-(30,350)	3/19/2001	5.84 L	mg/kg	
			OU4-AU14-(30,370)	3/19/2001	3.75 L	mg/kg	
			OU4-AU14-(50,270)	3/19/2001	12.9	mg/kg	
			OU4-AU14-(50,290)	3/19/2001	29.7	mg/kg	
			OU4-AU14-(50,310)	3/19/2001	8.05	mg/kg	
			OU4-AU14-(50,330)	3/19/2001	5.39	mg/kg	
			OU4-AU14-(50,350)	3/19/2001	5.52 L	mg/kg	
			OU4-AU14-(50,370)	3/19/2001	21.4 L	mg/kg	
			OU4-AU14-(50,390)	3/16/2001	8.18	mg/kg	
			OU4-AU14-(70,230)	3/19/2001	6.66	mg/kg	
			OU4-AU14-(70,250)	3/16/2001	9.34	mg/kg	
			OU4-AU14-(70,270)	3/16/2001	7.63	mg/kg	
			OU4-AU14-(70,290)	3/16/2001	7.45	mg/kg	
			OU4-AU14-(70,310)	3/16/2001	7.19	mg/kg	
			OU4-AU14-(70,330)	3/16/2001	8.29	mg/kg	
			OU4-AU14-(70,350)	3/16/2001	7.43	mg/kg	
			OU4-AU14-(70,370)	3/16/2001	8.03	mg/kg	
			OU4-AU14-(70,390)	3/16/2001	9.98	mg/kg	
			OU4-AU14-(70,410)	3/16/2001	28.2	mg/kg	
			OU4-AU14-(90,210)	3/16/2001	7.66	mg/kg	
			OU4-AU14-(90,230)	3/16/2001	8.19	mg/kg	
			OU4-AU14-(90,250)	3/16/2001	9.29	mg/kg	
			OU4-AU14-(90,270)	3/16/2001	13	mg/kg	
			OU4-AU14-(90,290)	3/16/2001	12.1	mg/kg	
			OU4-AU14-(90,310)	3/16/2001	8.04	mg/kg	
			OU4-AU14-(90,330)	3/16/2001	16.5	mg/kg	
			OU4-AU14-(90,350)	3/16/2001	7.08	mg/kg	
			OU4-AU14-(90,370)	3/16/2001	4.41	mg/kg	
			OU4-AU14-(90,390)	3/16/2001	4.18	mg/kg	
			OU4-AU14-(90,410)	3/16/2001	15.3	mg/kg	
			OU4-AU14-(90,430)	3/19/2001	25.6 L	mg/kg	
			OU4-AU14-DUP01	3/16/2001	7.97	mg/kg	OU4-AU14-(70,310)
			OU4-AU14-DUP02	3/19/2001	6.3 L	mg/kg	OU4-AU14-(130,330)
			OU4-AU14-DUP03	3/19/2001	8.36 L	mg/kg	OU4-AU14-(150,370)
			OU4-AU14-DUP04	3/19/2001	2.62 L	mg/kg	OU4-AU14-(130,410)

Area	Group	Address	Sample ID	Sample Date	Result \1	Units	Duplicate Match
OU4	OU4	4400 Massachusetts Avenue, Lot 15					
			OU4-AU15-(110,150)	3/16/2001	11.6	mg/kg	
			OU4-AU15-(110,170)	3/16/2001	5.87	mg/kg	
			OU4-AU15-(110,190)	3/16/2001	7.01	mg/kg	
			OU4-AU15-(110,210)	3/16/2001	7.18	mg/kg	
			OU4-AU15-(130,110)	3/16/2001	10.6	mg/kg	
			OU4-AU15-(130,130)	3/16/2001	19.3	mg/kg	
			OU4-AU15-(130,150)	3/16/2001	37.6	mg/kg	
			OU4-AU15-(130,170)	3/16/2001	12	mg/kg	
			OU4-AU15-(130,190)	3/16/2001	7.95	mg/kg	
			OU4-AU15-(130,210)	3/16/2001	14.4	mg/kg	
			OU4-AU15-(130,230)	3/16/2001	8.72	mg/kg	
			OU4-AU15-(150,090)	3/16/2001	10.5	mg/kg	
			OU4-AU15-(150,110)	3/16/2001	17.4	mg/kg	
			OU4-AU15-(150,130)	3/16/2001	21.7	mg/kg	
			OU4-AU15-(150,150)	3/16/2001	21.1	mg/kg	
			OU4-AU15-(150,170)	3/16/2001	20.6	mg/kg	
			OU4-AU15-(150,190)	3/16/2001	15.7	mg/kg	
			OU4-AU15-(150,210)	3/16/2001	17.7	mg/kg	
			OU4-AU15-(150,230)	3/16/2001	23.6	mg/kg	
			OU4-AU15-(170,030)	3/16/2001	2.32	mg/kg	
			OU4-AU15-(170,090)	3/16/2001	9.68	mg/kg	
			OU4-AU15-(170,110)	3/16/2001	32.3	mg/kg	
			OU4-AU15-(170,130)	3/16/2001	19.3	mg/kg	
			OU4-AU15-(170,150)	3/16/2001	24.3	mg/kg	
			OU4-AU15-(170,170)	3/16/2001	23.6	mg/kg	
			OU4-AU15-(170,190)	3/16/2001	24.7	mg/kg	
			OU4-AU15-(170,210)	3/16/2001	21	mg/kg	
			OU4-AU15-(190,050)	3/16/2001	5.53	mg/kg	
			OU4-AU15-(190,090)	3/16/2001	23.7	mg/kg	
			OU4-AU15-(190,110)	3/16/2001	7.82	mg/kg	
			OU4-AU15-(190,130)	3/16/2001	15.9	mg/kg	
			OU4-AU15-(190,150)	3/16/2001	27.6	mg/kg	
			OU4-AU15-(190,170)	3/16/2001	23.1	mg/kg	
			OU4-AU15-(190,190)	3/16/2001	23.8	mg/kg	
			OU4-AU15-(210,050)	3/16/2001	6.81	mg/kg	
			OU4-AU15-(210,090)	3/16/2001	3.89	mg/kg	
			OU4-AU15-(210,110)	3/16/2001	16	mg/kg	
			OU4-AU15-(210,130)	3/16/2001	20.4	mg/kg	

Area	Group	Address	Sample ID	Sample Date	Result \1	Units	Duplicate Match
			OU4-AU15-(210,150)	3/16/2001	25.9	mg/kg	
			OU4-AU15-(210,170)	3/16/2001	26	mg/kg	
			OU4-AU15-(230,050)	3/16/2001	4.83	mg/kg	
			OU4-AU15-(230,070)	3/16/2001	4.74	mg/kg	
			OU4-AU15-(230,090)	3/16/2001	2.64	mg/kg	
			OU4-AU15-(230,110)	3/16/2001	4.96	mg/kg	
			OU4-AU15-(230,130)	3/16/2001	5.92	mg/kg	
			OU4-AU15-(230,150)	3/16/2001	12.4	mg/kg	
			OU4-AU15-(250,050)	3/16/2001	3.45	mg/kg	
			OU4-AU15-(250,070)	3/16/2001	3.12	mg/kg	
			OU4-AU15-(250,110)	3/16/2001	3.03	mg/kg	
			OU4-AU15-(250,130)	3/16/2001	4.95	mg/kg	
			OU4-AU15-(270,050)	3/16/2001	3.99	mg/kg	
			OU4-AU15-(270,070)	3/16/2001	3.93	mg/kg	
			OU4-AU15-(270,110)	3/16/2001	3.44	mg/kg	
			OU4-AU15-(270,90)	3/16/2001	4.21	mg/kg	
			OU4-AU15-(290,90)	3/16/2001	4.15	mg/kg	
			OU4-AU15-(90,190)	3/16/2001	6.61	mg/kg	
			OU4-AU15-DUP01	3/16/2001	8.96	mg/kg	OU4-AU15-(170,090)
			OU4-AU15-DUP02	3/16/2001	11.2	mg/kg	OU4-AU15-(110,150)
			OU4-AU15-DUP03	3/16/2001	18.4	mg/kg	OU4-AU15-(150,210)
OU4	**OU4**	**4400 Massachusetts Avenue, Lot 31**					
			OU4-KREEG-(110,150)	3/20/2001	3.8	mg/kg	
			OU4-KREEG-(110,170)	3/20/2001	5.1	mg/kg	
			OU4-KREEG-(110,190)	3/20/2001	11.6	mg/kg	
			OU4-KREEG-(110,210)	3/20/2001	3.1	mg/kg	
			OU4-KREEG-(110,230)	3/22/2001	14.4	mg/kg	
			OU4-KREEG-(110,250)	3/20/2001	3.9	mg/kg	
			OU4-KREEG-(110,270)	3/20/2001	5.2	mg/kg	
			OU4-KREEG-(110,290)	3/20/2001	16.4	mg/kg	
			OU4-KREEG-(110,330)	3/22/2001	4	mg/kg	
			OU4-KREEG-(110,350)	3/22/2001	5.9 J	mg/kg	
			OU4-KREEG-(110,370)	3/22/2001	8.7	mg/kg	
			OU4-KREEG-(110-310)	4/20/2001	3.2	mg/kg	
			OU4-KREEG-(130,150)	3/22/2001	6.1	mg/kg	
			OU4-KREEG-(130,170)	3/22/2001	148	mg/kg	
			OU4-KREEG-(130,190)	3/22/2001	6.6	mg/kg	
			OU4-KREEG-(130,210)	3/22/2001	7.7	mg/kg	
			OU4-KREEG-(130,230)	3/22/2001	3.2	mg/kg	

Area	Group	Address	Sample ID	Sample Date	Result \1	Units	Duplicate Match
			OU4-KREEG-(130,250)	3/22/2001	6.2	mg/kg	
			OU4-KREEG-(130,290)	3/22/2001	6.9	mg/kg	
			OU4-KREEG-(130,310)	3/22/2001	4.6	mg/kg	
			OU4-KREEG-(130,330)	3/22/2001	6.6	mg/kg	
			OU4-KREEG-(130,350)	3/22/2001	6.9	mg/kg	
			OU4-KREEG-(150,190)	3/22/2001	2.4	mg/kg	
			OU4-KREEG-(150,210)	3/22/2001	4.8 J	mg/kg	
			OU4-KREEG-(150,230)	3/22/2001	6.3	mg/kg	
			OU4-KREEG-(150,250)	3/22/2001	39.3	mg/kg	
			OU4-KREEG-(150,270)	3/22/2001	3.8	mg/kg	
			OU4-KREEG-(150,290)	3/22/2001	16.3	mg/kg	
			OU4-KREEG-(150,310)	3/22/2001	6.5	mg/kg	
			OU4-KREEG-(150,330)	3/22/2001	7.6	mg/kg	
			OU4-KREEG-(170,190)	3/22/2001	7	mg/kg	
			OU4-KREEG-(170,210)	3/22/2001	25.9	mg/kg	
			OU4-KREEG-(170,230)	3/22/2001	7.3	mg/kg	
			OU4-KREEG-(170,250)	3/22/2001	2.9	mg/kg	
			OU4-KREEG-(170,270)	3/22/2001	0.57 J	mg/kg	
			OU4-KREEG-(170,290)	3/22/2001	2.7	mg/kg	
			OU4-KREEG-(190,170)	3/22/2001	5.9	mg/kg	
			OU4-KREEG-(190,190)	3/22/2001	6.3	mg/kg	
			OU4-KREEG-(190,210)	3/22/2001	7.1	mg/kg	
			OU4-KREEG-(190,230)	3/22/2001	76.8	mg/kg	
			OU4-KREEG-(190,250)	3/22/2001	2.1 J	mg/kg	
			OU4-KREEG-(210,130)	3/22/2001	2.6	mg/kg	
			OU4-KREEG-(210,150)	3/22/2001	1.5 J	mg/kg	
			OU4-KREEG-(210,170)	3/22/2001	2.3 J	mg/kg	
			OU4-KREEG-(210,190)	3/22/2001	13.3	mg/kg	
			OU4-KREEG-(210,230)	3/22/2001	0.74 J	mg/kg	
			OU4-KREEG-(230,110)	3/22/2001	2.1 J	mg/kg	
			OU4-KREEG-(230,130)	3/22/2001	2 J	mg/kg	
			OU4-KREEG-(230,150)	3/22/2001	5.3	mg/kg	
			OU4-KREEG-(230,170)	3/22/2001	7.1	mg/kg	
			OU4-KREEG-(230,50)	3/23/2001	3.7	mg/kg	
			OU4-KREEG-(230,70)	3/22/2001	2.9	mg/kg	
			OU4-KREEG-(230,90)	3/22/2001	3	mg/kg	
			OU4-KREEG-(250,110)	3/22/2001	39.4	mg/kg	
			OU4-KREEG-(250,130)	3/22/2001	1.9 J	mg/kg	
			OU4-KREEG-(250,150)	3/22/2001	3	mg/kg	

Area	Group	Address	Sample ID	Sample Date	Result \1	Units	Duplicate Match
			OU4-KREEG-(250,170)	3/22/2001	16.6	mg/kg	
			OU4-KREEG-(250,190)	3/22/2001	2.6	mg/kg	
			OU4-KREEG-(250,30)	3/23/2001	5.8	mg/kg	
			OU4-KREEG-(250,50)	3/23/2001	4.1	mg/kg	
			OU4-KREEG-(250,70)	3/22/2001	7.8	mg/kg	
			OU4-KREEG-(250,90)	3/22/2001	9.7	mg/kg	
			OU4-KREEG-(270,30)	3/23/2001	7.1	mg/kg	
			OU4-KREEG-(270,50)	3/23/2001	6.3	mg/kg	
			OU4-KREEG-(290,10)	3/23/2001	6.8	mg/kg	
			OU4-KREEG-(290,30)	3/23/2001	8.7	mg/kg	
			OU4-KREEG-(30-370)	4/20/2001	4.9	mg/kg	
			OU4-KREEG-(430,270)	3/22/2001	7.6	mg/kg	
			OU4-KREEG-(50,250)	3/20/2001	5	mg/kg	
			OU4-KREEG-(50,270)	3/20/2001	3.6	mg/kg	
			OU4-KREEG-(50,290)	3/20/2001	25.7	mg/kg	
			OU4-KREEG-(50,310)	3/20/2001	134	mg/kg	
			OU4-KREEG-(50-330)	4/20/2001	103	mg/kg	
			OU4-KREEG-(50-350)	4/20/2001	44.6	mg/kg	
			OU4-KREEG-(50-370)	4/20/2001	13.1	mg/kg	
			OU4-KREEG-(50-390)	4/20/2001	16.9	mg/kg	
			OU4-KREEG-(50-410)	4/20/2001	70.9	mg/kg	
			OU4-KREEG-(50-430)	4/20/2001	68.4	mg/kg	
			OU4-KREEG-(70,250)	3/20/2001	2.2 J	mg/kg	
			OU4-KREEG-(70,270)	3/20/2001	8.1	mg/kg	
			OU4-KREEG-(70,290)	3/20/2001	2.9	mg/kg	
			OU4-KREEG-(70,330)	3/22/2001	26.5	mg/kg	
			OU4-KREEG-(70,350)	3/22/2001	7.4	mg/kg	
			OU4-KREEG-(70,370)	3/22/2001	6	mg/kg	
			OU4-KREEG-(70-310)	4/20/2001	1.8 J	mg/kg	
			OU4-KREEG-(70-390)	4/20/2001	6.4	mg/kg	
			OU4-KREEG-(90,190)	3/20/2001	17.2	mg/kg	
			OU4-KREEG-(90,210)	3/20/2001	5.8	mg/kg	
			OU4-KREEG-(90,230)	3/20/2001	6.3	mg/kg	
			OU4-KREEG-(90,250)	3/20/2001	5.2	mg/kg	
			OU4-KREEG-(90,270)	3/20/2001	3.2	mg/kg	
			OU4-KREEG-(90,290)	3/20/2001	3.6 J	mg/kg	
			OU4-KREEG-(90,330)	3/22/2001	3.6 J	mg/kg	
			OU4-KREEG-(90,350)	3/22/2001	2.2 J	mg/kg	
			OU4-KREEG-(90,370)	3/22/2001	7.5	mg/kg	

Area	Group	Address	Sample ID	Sample Date	Result \1	Units	Duplicate Match
			OU4-KREEG-(90-310)	4/20/2001	5.4	mg/kg	
			OU4-KREEG-(90-390)	4/20/2001	7.1	mg/kg	
			OU4-KREEG-DUP01	3/22/2001	3.8	mg/kg	OU4-KREEG-(230,150)
			OU4-KREEG-DUP02	3/23/2001	4.9	mg/kg	OU4-KREEG-(290,10)
			OU4-KREEG-DUP03	4/20/2001	15.7	mg/kg	OU4-KREEG-(90,230)
			OU4-KREEG-DUP04	3/22/2001	5	mg/kg	OU4-KREEG-(150,270)
			OU4-KREEG-DUP05	3/23/2001	8.3	mg/kg	OU4-KREEG-(290,30)
OU4	**OU4**	**4400 Massachusetts Avenue, Lot 32**					
			OU4-WATKN-(330,50)	3/23/2001	6.9	mg/kg	
			OU4-WATKN-(330,70)	3/23/2001	7.6	mg/kg	
			OU4-WATKN-(330,90)	3/23/2001	6.3	mg/kg	
			OU4-WATKN-(350,30)	3/23/2001	9	mg/kg	
			OU4-WATKN-(350,50)	3/23/2001	2.4 J	mg/kg	
			OU4-WATKN-(350,70)	3/23/2001	4.4	mg/kg	
			OU4-WATKN-(350,90)	3/23/2001	5.2	mg/kg	
			OU4-WATKN-(370,10)	3/23/2001	8.2	mg/kg	
			OU4-WATKN-(370,30)	3/23/2001	82.4	mg/kg	
			OU4-WATKN-(370,50)	3/23/2001	5.1	mg/kg	
			OU4-WATKN-(390,10)	3/23/2001	6.8	mg/kg	
			OU4-WATKN-(390,30)	3/23/2001	4	mg/kg	
			OU4-WATKN-(390,50)	3/23/2001	4.5	mg/kg	
			OU4-WATKN-(410,10)	3/23/2001	6.1	mg/kg	
			OU4-WATKN-(410,30)	3/23/2001	6.6	mg/kg	
			OU4-WATKN-(410,50)	3/23/2001	4.5	mg/kg	
			OU4-WATKN-(430,10)	3/23/2001	6.3	mg/kg	
			OU4-WATKN-(430,30)	3/23/2001	6	mg/kg	
			OU4-WATKN-DUP01	3/23/2001	8.6	mg/kg	OU4-WATKN-(370,10)
CSA	**9**	**4400 Massachusetts Avenue, Lot 33**					
			OU5-CSA-9-L33-(100,100)	1/18/2002	3.5	mg/kg	
			OU5-CSA-9-L33-(100,120)	1/18/2002	5.8	mg/kg	
			OU5-CSA-9-L33-(100,140)	1/18/2002	11.2	mg/kg	
			OU5-CSA-9-L33-(100,160)	1/18/2002	27	mg/kg	
			OU5-CSA-9-L33-(100,180)	1/18/2002	26.8	mg/kg	
			OU5-CSA-9-L33-(100,60)	1/18/2002	5.7	mg/kg	
			OU5-CSA-9-L33-(100,80)	1/18/2002	4.4	mg/kg	
			OU5-CSA-9-L33-(120,100)	1/18/2002	2.9	mg/kg	
			OU5-CSA-9-L33-(120,120)	1/18/2002	8.5	mg/kg	
			OU5-CSA-9-L33-(120,140)	1/18/2002	20.5	mg/kg	

Area	Group	Address	Sample ID	Sample Date	Result \1	Units	Duplicate Match
			OU5-CSA-9-L33-(120,160)	1/18/2002	7.5	mg/kg	
			OU5-CSA-9-L33-(120,180)	1/18/2002	7	mg/kg	
			OU5-CSA-9-L33-(120,40)	1/18/2002	5.1	mg/kg	
			OU5-CSA-9-L33-(120,60)	1/18/2002	5.3	mg/kg	
			OU5-CSA-9-L33-(120,80)	1/18/2002	6.7	mg/kg	
			OU5-CSA-9-L33-(140,100)	1/18/2002	8.3	mg/kg	
			OU5-CSA-9-L33-(140,120)	1/18/2002	4.3	mg/kg	
			OU5-CSA-9-L33-(140,140)	1/18/2002	23	mg/kg	
			OU5-CSA-9-L33-(140,160)	1/18/2002	4.7	mg/kg	
			OU5-CSA-9-L33-(140,180)	1/18/2002	5.5	mg/kg	
			OU5-CSA-9-L33-(140,20)	1/18/2002	4.4	mg/kg	
			OU5-CSA-9-L33-(140,40)	1/18/2002	3.8	mg/kg	
			OU5-CSA-9-L33-(140,60)	1/18/2002	6.9	mg/kg	
			OU5-CSA-9-L33-(140,80)	1/18/2002	5.7	mg/kg	
			OU5-CSA-9-L33-(160,100)	1/18/2002	2.8	mg/kg	
			OU5-CSA-9-L33-(160,120)	1/18/2002	5.4	mg/kg	
			OU5-CSA-9-L33-(160,140)	1/18/2002	42.3	mg/kg	
			OU5-CSA-9-L33-(160,160)	1/18/2002	6.4	mg/kg	
			OU5-CSA-9-L33-(160,180)	1/18/2002	4	mg/kg	
			OU5-CSA-9-L33-(160,20)	1/18/2002	2.7	mg/kg	
			OU5-CSA-9-L33-(160,200)	1/18/2002	4.6	mg/kg	
			OU5-CSA-9-L33-(160,40)	1/18/2002	3.2	mg/kg	
			OU5-CSA-9-L33-(180,100)	1/18/2002	4	mg/kg	
			OU5-CSA-9-L33-(180,120)	1/18/2002	11.1	mg/kg	
			OU5-CSA-9-L33-(180,160)	1/18/2002	6.3	mg/kg	
			OU5-CSA-9-L33-(180,180)	1/18/2002	3.9	mg/kg	
			OU5-CSA-9-L33-(180,20)	1/18/2002	4.9	mg/kg	
			OU5-CSA-9-L33-(180,40)	1/18/2002	5.8	mg/kg	
			OU5-CSA-9-L33-(180,80)	1/18/2002	8.4	mg/kg	
			OU5-CSA-9-L33-(20,160)	1/18/2002	25.8	mg/kg	
			OU5-CSA-9-L33-(200,100)	1/18/2002	1.8 J	mg/kg	
			OU5-CSA-9-L33-(200,140)	1/18/2002	4.8	mg/kg	
			OU5-CSA-9-L33-(200,80)	1/18/2002	1.5 J	mg/kg	
			OU5-CSA-9-L33-(40,140)	1/18/2002	22.8	mg/kg	
			OU5-CSA-9-L33-(40,160)	1/18/2002	22.3	mg/kg	
			OU5-CSA-9-L33-(60,100)	1/18/2002	5.2	mg/kg	
			OU5-CSA-9-L33-(60,160)	1/18/2002	24	mg/kg	
			OU5-CSA-9-L33-(60,80)	1/18/2002	5.6	mg/kg	
			OU5-CSA-9-L33-(80,100)	1/18/2002	4	mg/kg	

Area	Group	Address	Sample ID	Sample Date	Result \1	Units	Duplicate Match
			OU5-CSA-9-L33-(80,120)	1/18/2002	4.4	mg/kg	
			OU5-CSA-9-L33-(80,140)	1/18/2002	17.4	mg/kg	
			OU5-CSA-9-L33-(80,160)	1/18/2002	74.5	mg/kg	
			OU5-CSA-9-L33-(80,180)	1/18/2002	18.9	mg/kg	
			OU5-CSA-9-L33-(80,80)	1/18/2002	4.4	mg/kg	
			OU5-CSA-9-L33-DUP01	1/18/2002	5	mg/kg	OU5-CSA-9-L33-(180,160)
			OU5-CSA-9-L33-DUP02	1/18/2002	31.6	mg/kg	OU5-CSA-9-L33-(40,160)
			OU5-CSA-9-L33-DUP03	1/18/2002	17.1	mg/kg	OU5-CSA-9-L33-(100,180)
			OU5-CSA-9-L33-SB1	1/14/2002	6 J	mg/kg	
CSA	**9**	**4400 Massachusetts Avenue, Lot 34**					
			OU5-CSA-9-L34-(100,180)	1/18/2002	5.4	mg/kg	
			OU5-CSA-9-L34-(100,20)	1/18/2002	42.2	mg/kg	
			OU5-CSA-9-L34-(100,40)	1/18/2002	16.1	mg/kg	
			OU5-CSA-9-L34-(100,60)	1/18/2002	23.8	mg/kg	
			OU5-CSA-9-L34-(100,80)	1/18/2002	10.3	mg/kg	
			OU5-CSA-9-L34-(120,100)	1/18/2002	14.6	mg/kg	
			OU5-CSA-9-L34-(120,40)	1/18/2002	23.9	mg/kg	
			OU5-CSA-9-L34-(120,60)	1/18/2002	10.2	mg/kg	
			OU5-CSA-9-L34-(120,80)	1/18/2002	6.9	mg/kg	
			OU5-CSA-9-L34-(140,100)	1/18/2002	6.1	mg/kg	
			OU5-CSA-9-L34-(140,40)	1/18/2002	19.2	mg/kg	
			OU5-CSA-9-L34-(140,60)	1/18/2002	10.2	mg/kg	
			OU5-CSA-9-L34-(140,80)	1/18/2002	6.5	mg/kg	
			OU5-CSA-9-L34-(160,140)	1/18/2002	4.5	mg/kg	
			OU5-CSA-9-L34-(160,160)	1/18/2002	5.1	mg/kg	
			OU5-CSA-9-L34-(160,180)	1/18/2002	4.6	mg/kg	
			OU5-CSA-9-L34-(160,40)	1/18/2002	5.8	mg/kg	
			OU5-CSA-9-L34-(160,60)	1/18/2002	4	mg/kg	
			OU5-CSA-9-L34-(160,80)	1/18/2002	3.1	mg/kg	
			OU5-CSA-9-L34-(180,100)	1/18/2002	4.4	mg/kg	
			OU5-CSA-9-L34-(180,120)	1/18/2002	6.1	mg/kg	
			OU5-CSA-9-L34-(180,140)	1/18/2002	7.7	mg/kg	
			OU5-CSA-9-L34-(180,160)	1/18/2002	4.6	mg/kg	
			OU5-CSA-9-L34-(180,180)	1/18/2002	6.1	mg/kg	
			OU5-CSA-9-L34-(180,200)	1/18/2002	6.1	mg/kg	
			OU5-CSA-9-L34-(180,60)	1/18/2002	4.4	mg/kg	
			OU5-CSA-9-L34-(180,80)	1/18/2002	4.2	mg/kg	
			OU5-CSA-9-L34-(20,100)	1/18/2002	6.7	mg/kg	
			OU5-CSA-9-L34-(20,120)	1/18/2002	5.2	mg/kg	

Area	Group	Address	Sample ID	Sample Date	Result \1	Units	Duplicate Match
			OU5-CSA-9-L34-(200,100)	1/18/2002	3.6	mg/kg	
			OU5-CSA-9-L34-(200,120)	1/18/2002	5.4	mg/kg	
			OU5-CSA-9-L34-(200,140)	1/18/2002	7.8	mg/kg	
			OU5-CSA-9-L34-(200,160)	1/18/2002	5.3	mg/kg	
			OU5-CSA-9-L34-(200,60)	1/18/2002	6.4	mg/kg	
			OU5-CSA-9-L34-(200,80)	1/18/2002	3.7	mg/kg	
			OU5-CSA-9-L34-(220,100)	1/18/2002	3.8	mg/kg	
			OU5-CSA-9-L34-(220,60)	1/18/2002	3.8	mg/kg	
			OU5-CSA-9-L34-(220,80)	1/18/2002	4	mg/kg	
			OU5-CSA-9-L34-(40,100)	1/18/2002	4.9	mg/kg	
			OU5-CSA-9-L34-(40,120)	1/18/2002	7.6	mg/kg	
			OU5-CSA-9-L34-(40,140)	1/18/2002	6.5	mg/kg	
			OU5-CSA-9-L34-(60,20)	1/18/2002	20.6	mg/kg	
			OU5-CSA-9-L34-(60,40)	1/18/2002	5.1	mg/kg	
			OU5-CSA-9-L34-(80,160)	1/18/2002	4.8	mg/kg	
			OU5-CSA-9-L34-(80,20)	1/18/2002	35.5	mg/kg	
			OU5-CSA-9-L34-(80,40)	1/18/2002	19.9	mg/kg	
			OU5-CSA-9-L34-(80,60)	1/18/2002	5	mg/kg	
			OU5-CSA-9-L34-DUP01	1/18/2002	7.4	mg/kg	OU5-CSA-9-L34-(20,120)
			OU5-CSA-9-L34-DUP02	1/18/2002	4.5	mg/kg	OU5-CSA-9-L34-(160,140)
			OU5-CSA-9-L34-SB1	1/14/2002	6 J	mg/kg	
OU4	**OU4**	**4400 Massachusetts Avenue, Lot 8**					
			OU4-AU08-(330,430)	3/13/2001	11.7 J	mg/kg	
			OU4-AU08-(350,410)	3/13/2001	31.6 J	mg/kg	
			OU4-AU08-(350,430)	3/13/2001	22.6 J	mg/kg	
			OU4-AU08-(350,450)	3/13/2001	10.2 J	mg/kg	
			OU4-AU08-(350,470)	3/13/2001	7.52 J	mg/kg	
			OU4-AU08-(370,390)	3/13/2001	9.27 J	mg/kg	
			OU4-AU08-(370,410)	3/13/2001	6.64 J	mg/kg	
			OU4-AU08-(370,430)	3/13/2001	10.1 J	mg/kg	
			OU4-AU08-(370,450)	3/13/2001	6.71 J	mg/kg	
			OU4-AU08-(370,470)	3/13/2001	10.8	mg/kg	
			OU4-AU08-(370,490)	3/13/2001	4.06 J	mg/kg	
			OU4-AU08-(390,370)	3/13/2001	3.78 J	mg/kg	
			OU4-AU08-(390,390)	3/13/2001	5.2 J	mg/kg	
			OU4-AU08-(390,410)	3/13/2001	5.94 J	mg/kg	
			OU4-AU08-(390,430)	3/13/2001	5.21 J	mg/kg	
			OU4-AU08-(390,450)	3/13/2001	8.99	mg/kg	
			OU4-AU08-(390,470)	3/13/2001	8.87	mg/kg	

Area	Group	Address	Sample ID	Sample Date	Result \1	Units	Duplicate Match
			OU4-AU08-(390,490)	3/13/2001	4.2	mg/kg	
			OU4-AU08-(390,510)	3/13/2001	4.47 J	mg/kg	
			OU4-AU08-(410,350)	3/13/2001	3.87 J	mg/kg	
			OU4-AU08-(410,370)	3/13/2001	6.28 J	mg/kg	
			OU4-AU08-(410,390)	3/13/2001	4.86 J	mg/kg	
			OU4-AU08-(410,410)	3/13/2001	8.96 J	mg/kg	
			OU4-AU08-(410,430)	3/13/2001	12.7 J	mg/kg	
			OU4-AU08-(410,450)	3/13/2001	12.3	mg/kg	
			OU4-AU08-(410,470)	3/13/2001	12.7	mg/kg	
			OU4-AU08-(410,490)	3/12/2001	6.52	mg/kg	
			OU4-AU08-(410,510)	3/12/2001	6.4 J	mg/kg	
			OU4-AU08-(410,530)	3/12/2001	4.55	mg/kg	
			OU4-AU08-(410,550)	3/12/2001	4.08	mg/kg	
			OU4-AU08-(430,330)	3/13/2001	4.7 J	mg/kg	
			OU4-AU08-(430,350)	3/13/2001	5.45 J	mg/kg	
			OU4-AU08-(430,370)	3/13/2001	3.09 J	mg/kg	
			OU4-AU08-(430,390)	3/13/2001	3.42 J	mg/kg	
			OU4-AU08-(430,410)	3/13/2001	3.89	mg/kg	
			OU4-AU08-(430,430)	3/13/2001	10.7	mg/kg	
			OU4-AU08-(430,450)	3/13/2001	9.25 J	mg/kg	
			OU4-AU08-(430,470)	3/12/2001	12.7 J	mg/kg	
			OU4-AU08-(430,490)	3/12/2001	9.14	mg/kg	
			OU4-AU08-(430,510)	3/12/2001	5.05	mg/kg	
			OU4-AU08-(430,530)	3/12/2001	5.89	mg/kg	
			OU4-AU08-(430,550)	3/12/2001	4.81 J	mg/kg	
			OU4-AU08-(450,310)	3/13/2001	6.77 J	mg/kg	
			OU4-AU08-(450,330)	3/13/2001	5.48 J	mg/kg	
			OU4-AU08-(450,350)	3/13/2001	6.13 J	mg/kg	
			OU4-AU08-(450,370)	3/13/2001	4.2 J	mg/kg	
			OU4-AU08-(450,390)	3/13/2001	3.72	mg/kg	
			OU4-AU08-(450,410)	3/13/2001	5.2	mg/kg	
			OU4-AU08-(450,430)	3/13/2001	8.06	mg/kg	
			OU4-AU08-(450,450)	3/12/2001	7.91	mg/kg	
			OU4-AU08-(450,470)	3/12/2001	3.71 J	mg/kg	
			OU4-AU08-(450,490)	3/12/2001	7.56 J	mg/kg	
			OU4-AU08-(450,510)	3/12/2001	5.54 J	mg/kg	
			OU4-AU08-(450,530)	3/12/2001	5.16	mg/kg	
			OU4-AU08-(470,290)	3/13/2001	5.72 J	mg/kg	
			OU4-AU08-(470,310)	3/13/2001	6.91 J	mg/kg	

Area	Group	Address	Sample ID	Sample Date	Result \1	Units	Duplicate Match
			OU4-AU08-(470,330)	3/13/2001	6.31 J	mg/kg	
			OU4-AU08-(470,350)	3/13/2001	5.16	mg/kg	
			OU4-AU08-(470,370)	3/13/2001	6.55	mg/kg	
			OU4-AU08-(470,390)	3/13/2001	5.92 J	mg/kg	
			OU4-AU08-(470,410)	3/13/2001	7.05	mg/kg	
			OU4-AU08-(470,430)	3/12/2001	5.75	mg/kg	
			OU4-AU08-(470,450)	3/12/2001	6.12	mg/kg	
			OU4-AU08-(470,470)	3/12/2001	8.35	mg/kg	
			OU4-AU08-(470,490)	3/12/2001	3.94	mg/kg	
			OU4-AU08-(470,510)	3/13/2001	5.69 J	mg/kg	
			OU4-AU08-(490,270)	3/13/2001	6.76 J	mg/kg	
			OU4-AU08-(490,310)	3/13/2001	8.39 J	mg/kg	
			OU4-AU08-(490,330)	3/13/2001	8.25 J	mg/kg	
			OU4-AU08-(490,350)	3/13/2001	6.29	mg/kg	
			OU4-AU08-(490,370)	3/13/2001	3.6 J	mg/kg	
			OU4-AU08-(490,390)	3/13/2001	2.88 J	mg/kg	
			OU4-AU08-(490,410)	3/12/2001	2.87 J	mg/kg	
			OU4-AU08-(490,430)	3/12/2001	9.56	mg/kg	
			OU4-AU08-(490,450)	3/12/2001	3.39	mg/kg	
			OU4-AU08-(490,470)	3/12/2001	5.86	mg/kg	
			OU4-AU08-(490,490)	3/13/2001	7.69 J	mg/kg	
			OU4-AU08-(510,270)	3/13/2001	6.18 J	mg/kg	
			OU4-AU08-(510,290)	3/13/2001	7.14 J	mg/kg	
			OU4-AU08-(510,310)	3/13/2001	8.93 J	mg/kg	
			OU4-AU08-(510,350)	3/13/2001	8.52	mg/kg	
			OU4-AU08-(510,370)	3/13/2001	7.71 J	mg/kg	
			OU4-AU08-(510,390)	3/12/2001	9.09 J	mg/kg	
			OU4-AU08-(510,410)	3/12/2001	0.75	mg/kg	
			OU4-AU08-(510,430)	3/12/2001	8.02	mg/kg	
			OU4-AU08-(510,450)	3/12/2001	4.37	mg/kg	
			OU4-AU08-(530,290)	3/13/2001	6.2 J	mg/kg	
			OU4-AU08-(530,310)	3/13/2001	7.06 J	mg/kg	
			OU4-AU08-(530,330)	3/13/2001	5.26 J	mg/kg	
			OU4-AU08-(530,350)	3/13/2001	7.63	mg/kg	
			OU4-AU08-(530,370)	3/13/2001	7.89	mg/kg	
			OU4-AU08-(530,390)	3/12/2001	8.15 J	mg/kg	
			OU4-AU08-(530,410)	3/12/2001	6.44	mg/kg	
			OU4-AU08-(530,430)	3/12/2001	3.9 J	mg/kg	
			OU4-AU08-(550,330)	3/13/2001	8.49 J	mg/kg	

Area	Group	Address	Sample ID	Sample Date	Result \1	Units	Duplicate Match
			OU4-AU08-(550,390)	3/13/2001	6.22	mg/kg	
			OU4-AU08-(570,350)	3/13/2001	5.16 J	mg/kg	
			OU4-AU08-(570,370)	3/13/2001	9.95	mg/kg	
			OU4-AU08-(590,350)	3/13/2001	6.46	mg/kg	
			OU4-AU08-DUP-01	3/13/2001	3.49 J	mg/kg	OU4-AU8-(490,390)
			OU4-AU08-DUP-02	3/13/2001	5.46 J	mg/kg	OU4-AU8-(430,330)
			OU4-AU08-DUP-03	3/13/2001	8.23 J	mg/kg	OU4-AU8-(450,310)
			OU4-AU08-DUP-04	3/13/2001	34.2 J	mg/kg	OU4-AU8-(350,410)
			OU4-AU08-DUP-05	3/12/2001	5.11	mg/kg	OU4-AU8-(470,490)
			OU4-AU08-DUP-06	3/13/2001	11.2 J	mg/kg	OU4-AU8-(330,430)
CSA	**8**	**4427 Springdale Street**					
			OU5-CSA-8-4427SS-(100,100)	1/17/2002	6.6	mg/kg	
			OU5-CSA-8-4427SS-(100,120)	1/17/2002	4.7	mg/kg	
			OU5-CSA-8-4427SS-(100,20)	1/17/2002	106	mg/kg	
			OU5-CSA-8-4427SS-(100,40)	1/17/2002	39.1	mg/kg	
			OU5-CSA-8-4427SS-(100,60)	1/17/2002	135	mg/kg	
			OU5-CSA-8-4427SS-(100,80)	1/17/2002	8.4	mg/kg	
			OU5-CSA-8-4427SS-(120,40)	1/17/2002	85	mg/kg	
			OU5-CSA-8-4427SS-(120,60)	1/17/2002	24.7	mg/kg	
			OU5-CSA-8-4427SS-(120,80)	1/17/2002	11.6	mg/kg	
			OU5-CSA-8-4427SS-(40,100)	1/17/2002	36.5	mg/kg	
			OU5-CSA-8-4427SS-(40,120)	1/17/2002	6.2	mg/kg	
			OU5-CSA-8-4427SS-(40,140)	1/17/2002	7.9	mg/kg	
			OU5-CSA-8-4427SS-(40,80)	1/17/2002	45.9	mg/kg	
			OU5-CSA-8-4427SS-(60,100)	1/17/2002	11.5	mg/kg	
			OU5-CSA-8-4427SS-(60,120)	1/17/2002	6.8	mg/kg	
			OU5-CSA-8-4427SS-(60,140)	1/17/2002	8	mg/kg	
			OU5-CSA-8-4427SS-(60,40)	1/17/2002	17.1	mg/kg	
			OU5-CSA-8-4427SS-(60,60)	1/17/2002	83.4	mg/kg	
			OU5-CSA-8-4427SS-(60,80)	1/17/2002	17.6	mg/kg	
			OU5-CSA-8-4427SS-(80,100)	1/17/2002	7.3	mg/kg	
			OU5-CSA-8-4427SS-(80,120)	1/17/2002	4.8	mg/kg	
			OU5-CSA-8-4427SS-(80,140)	1/17/2002	7.2	mg/kg	
			OU5-CSA-8-4427SS-(80,20)	1/17/2002	76.2	mg/kg	
			OU5-CSA-8-4427SS-(80,40)	1/17/2002	114	mg/kg	
			OU5-CSA-8-4427SS-(80,60)	1/17/2002	9.5	mg/kg	
			OU5-CSA-8-4427SS-DUP01	1/17/2002	19.9	mg/kg	OU5-CSA-8-4427SS-(120,60)
			OU5-CSA-8-4427SS-SB1	1/14/2002	12.8 J	mg/kg	
			OU5-CSA-8-4427SS-SB2	1/14/2002	11.2 J	mg/kg	

Area	Group	Address	Sample ID	Sample Date	Result \1	Units	Duplicate Match
			OU5-CSA-8-4427SS-SB3	1/14/2002	7.5 J	mg/kg	
			OU5-CSA-8-4427SS-SB4	1/14/2002	5.7 J	mg/kg	
			OU5-CSA-8-4427SS-SB5	1/14/2002	1.4 J	mg/kg	
			OU5-CSA-8-4427SS-SB6	1/14/2002	1.7 J	mg/kg	
			OU5-CSA-8-4427SS-SB7	1/14/2002	1.8 J	mg/kg	
CSA	8	4428 Sedgwick Street					
			OU5-CSA-8-4428SegS-(100,100)	12/18/2001	17.6 L	mg/kg	
			OU5-CSA-8-4428SegS-(100,120)	12/18/2001	17 L	mg/kg	
			OU5-CSA-8-4428SegS-(100,140)	12/18/2001	13.9 L	mg/kg	
			OU5-CSA-8-4428SegS-(100,40)	12/18/2001	22.4 L	mg/kg	
			OU5-CSA-8-4428SegS-(100,60)	12/18/2001	20.6 L	mg/kg	
			OU5-CSA-8-4428SegS-(100,80)	12/18/2001	8.4 L	mg/kg	
			OU5-CSA-8-4428SegS-(120,100)	12/18/2001	13.8 L	mg/kg	
			OU5-CSA-8-4428SegS-(120,40)	12/18/2001	20.7 L	mg/kg	
			OU5-CSA-8-4428SegS-(120,60)	12/18/2001	2.1 JL	mg/kg	
			OU5-CSA-8-4428SegS-(120,80)	12/18/2001	17.7 L	mg/kg	
			OU5-CSA-8-4428SegS-(140,40)	12/18/2001	23.5 L	mg/kg	
			OU5-CSA-8-4428SegS-(140,60)	12/18/2001	22.5 L	mg/kg	
			OU5-CSA-8-4428SegS-(20,120)	12/18/2001	24.8 L	mg/kg	
			OU5-CSA-8-4428SegS-(20,140)	12/18/2001	13.8 L	mg/kg	
			OU5-CSA-8-4428SegS-(40,100)	12/18/2001	13.3 L	mg/kg	
			OU5-CSA-8-4428SegS-(40,120)	12/18/2001	17 L	mg/kg	
			OU5-CSA-8-4428SegS-(40,140)	12/18/2001	11.1 L	mg/kg	
			OU5-CSA-8-4428SegS-(40,80)	12/18/2001	12.6 L	mg/kg	
			OU5-CSA-8-4428SegS-(60,100)	12/18/2001	28.9 L	mg/kg	
			OU5-CSA-8-4428SegS-(60,120)	12/18/2001	22.2 L	mg/kg	
			OU5-CSA-8-4428SegS-(60,140)	12/18/2001	9 L	mg/kg	
			OU5-CSA-8-4428SegS-(60,160)	12/18/2001	5.5 L	mg/kg	
			OU5-CSA-8-4428SegS-(60,40)	12/18/2001	10.1 L	mg/kg	
			OU5-CSA-8-4428SegS-(60,60)	12/18/2001	36.5 L	mg/kg	
			OU5-CSA-8-4428SegS-(60,80)	12/18/2001	8.8 L	mg/kg	
			OU5-CSA-8-4428SegS-(80,120)	12/18/2001	55.9 L	mg/kg	
			OU5-CSA-8-4428SegS-(80,140)	12/18/2001	12.3 L	mg/kg	
			OU5-CSA-8-4428SegS-(80,160)	12/18/2001	15 L	mg/kg	
			OU5-CSA-8-4428SegS-(80,20)	12/18/2001	14 L	mg/kg	
			OU5-CSA-8-4428SegS-(80,40)	12/18/2001	13.7 L	mg/kg	
			OU5-CSA-8-4428SegS-(80,60)	12/18/2001	10.4 L	mg/kg	
			OU5-CSA-8-4428SegS-DUP01	12/18/2001	21.3 L	mg/kg	OU5-CSA-8-4428SegS-(140,60)
			OU5-CSA-8-4428SegS-DUP02	12/18/2001	15.1 L	mg/kg	OU5-CSA-8-4428SegS-(80,140)

Area	Group	Address	Sample ID	Sample Date	Result \1	Units	Duplicate Match
			OU5-CSA-8-4428SegS-SB1	12/17/2001	7.2	mg/kg	
CSA	8	4430 Tindall Street					
			OU5-CSA-8-4430TinS-(100,20)	1/22/2002	11.1	mg/kg	
			OU5-CSA-8-4430TinS-(100,40)	1/22/2002	9.1	mg/kg	
			OU5-CSA-8-4430TinS-(100,60)	1/22/2002	8.3	mg/kg	
			OU5-CSA-8-4430TinS-(100,80)	1/22/2002	9.1	mg/kg	
			OU5-CSA-8-4430TinS-(120,40)	1/22/2002	7.9	mg/kg	
			OU5-CSA-8-4430TinS-(20,100)	1/22/2002	6.8	mg/kg	
			OU5-CSA-8-4430TinS-(20,120)	1/22/2002	12.1	mg/kg	
			OU5-CSA-8-4430TinS-(40,100)	1/22/2002	10.1	mg/kg	
			OU5-CSA-8-4430TinS-(40,120)	1/22/2002	9.1	mg/kg	
			OU5-CSA-8-4430TinS-(40,60)	1/22/2002	6.1	mg/kg	
			OU5-CSA-8-4430TinS-(40,80)	1/22/2002	8.3	mg/kg	
			OU5-CSA-8-4430TinS-(60,100)	1/22/2002	8.9	mg/kg	
			OU5-CSA-8-4430TinS-(60,120)	1/22/2002	8.9	mg/kg	
			OU5-CSA-8-4430TinS-(60,140)	1/22/2002	8.1	mg/kg	
			OU5-CSA-8-4430TinS-(60,20)	1/22/2002	8.4	mg/kg	
			OU5-CSA-8-4430TinS-(60,40)	1/22/2002	9.8	mg/kg	
			OU5-CSA-8-4430TinS-(60,60)	1/22/2002	6.9	mg/kg	
			OU5-CSA-8-4430TinS-(80,100)	1/22/2002	9.4	mg/kg	
			OU5-CSA-8-4430TinS-(80,120)	1/22/2002	8.1	mg/kg	
			OU5-CSA-8-4430TinS-(80,20)	1/22/2002	10.9	mg/kg	
			OU5-CSA-8-4430TinS-(80,40)	1/22/2002	10.7	mg/kg	
			OU5-CSA-8-4430TinS-(80,60)	1/22/2002	3.8	mg/kg	
			OU5-CSA-8-4430TinS-DUP01	1/22/2002	8.6	mg/kg	OU5-CSA-8-4430TinS-(100,40)
			OU5-CSA-8-4430TinS-SB1	1/21/2002	6.4	mg/kg	
CSA	8	4434 Tindall Street					
			OU5-CSA-8-4434TinS-(100,100)	11/2/2001	11.6	mg/kg	
			OU5-CSA-8-4434TinS-(100,120)	11/2/2001	13	mg/kg	
			OU5-CSA-8-4434TinS-(100,140)	11/2/2001	11.6	mg/kg	
			OU5-CSA-8-4434TinS-(100,160)	11/2/2001	5.4	mg/kg	
			OU5-CSA-8-4434TinS-(100,80)	11/2/2001	10.9	mg/kg	
			OU5-CSA-8-4434TinS-(120,120)	11/2/2001	13.2	mg/kg	
			OU5-CSA-8-4434TinS-(120,140)	11/2/2001	9.3	mg/kg	
			OU5-CSA-8-4434TinS-(120,160)	11/2/2001	9.4	mg/kg	
			OU5-CSA-8-4434TinS-(120,40)	11/2/2001	8.3	mg/kg	
			OU5-CSA-8-4434TinS-(120,60)	11/2/2001	11.7	mg/kg	
			OU5-CSA-8-4434TinS-(120,80)	11/2/2001	6	mg/kg	

Area	Group	Address	Sample ID	Sample Date	Result \1	Units	Duplicate Match
			OU5-CSA-8-4434TinS-(140,100)	11/2/2001	8.6	mg/kg	
			OU5-CSA-8-4434TinS-(140,120)	11/2/2001	11.8	mg/kg	
			OU5-CSA-8-4434TinS-(140,140)	11/2/2001	9.2	mg/kg	
			OU5-CSA-8-4434TinS-(140,40)	11/2/2001	12.4	mg/kg	
			OU5-CSA-8-4434TinS-(140,60)	11/2/2001	9.9	mg/kg	
			OU5-CSA-8-4434TinS-(160,100)	11/2/2001	66.5	mg/kg	
			OU5-CSA-8-4434TinS-(160,40)	11/2/2001	8.7	mg/kg	
			OU5-CSA-8-4434TinS-(160,60)	11/2/2001	13	mg/kg	
			OU5-CSA-8-4434TinS-(160,80)	11/2/2001	195	mg/kg	
			OU5-CSA-8-4434TinS-(180,60)	11/2/2001	149	mg/kg	
			OU5-CSA-8-4434TinS-(80,120)	11/2/2001	6.9	mg/kg	
			OU5-CSA-8-4434TinS-(80,140)	11/2/2001	10.5	mg/kg	
			OU5-CSA-8-4434TinS-DUP01	11/2/2001	11	mg/kg	OU5-CSA-8-4434TinS-(100,100)
			OU5-CSA-8-4434TinS-SB1	10/29/2001	2.3 J	mg/kg	
CSA	***6***	***4437 Warren Street***					
			OU5-CSA-6-4437WS-(100,40)	2/25/2002	8.9	mg/kg	
			OU5-CSA-6-4437WS-(100,60)	2/25/2002	23.5	mg/kg	
			OU5-CSA-6-4437WS-(100,80)	2/25/2002	5.9	mg/kg	
			OU5-CSA-6-4437WS-(120,40)	2/25/2002	6.5	mg/kg	
			OU5-CSA-6-4437WS-(120,60)	2/25/2002	19.6	mg/kg	
			OU5-CSA-6-4437WS-(120,80)	2/25/2002	6.2	mg/kg	
			OU5-CSA-6-4437WS-(140,100)	2/25/2002	10.9	mg/kg	
			OU5-CSA-6-4437WS-(140,60)	2/25/2002	3.8	mg/kg	
			OU5-CSA-6-4437WS-(140,80)	2/25/2002	9.4	mg/kg	
			OU5-CSA-6-4437WS-(160,60)	2/25/2002	6.4	mg/kg	
			OU5-CSA-6-4437WS-(20,40)	2/25/2002	3.1	mg/kg	
			OU5-CSA-6-4437WS-(20,60)	2/25/2002	2.7	mg/kg	
			OU5-CSA-6-4437WS-(40,20)	2/25/2002	3.6	mg/kg	
			OU5-CSA-6-4437WS-(40,40)	2/25/2002	3.6	mg/kg	
			OU5-CSA-6-4437WS-(40,60)	2/25/2002	3.3	mg/kg	
			OU5-CSA-6-4437WS-(60,20)	2/25/2002	5.9	mg/kg	
			OU5-CSA-6-4437WS-(60,40)	2/25/2002	5.6	mg/kg	
			OU5-CSA-6-4437WS-(60,60)	2/25/2002	4.7	mg/kg	
			OU5-CSA-6-4437WS-(80,20)	2/25/2002	3.6	mg/kg	
			OU5-CSA-6-4437WS-(80,40)	2/25/2002	3.8	mg/kg	
			OU5-CSA-6-4437WS-(80,60)	2/25/2002	3.8	mg/kg	
			OU5-CSA-6-4437WS-(80,80)	2/25/2002	5.7	mg/kg	
			OU5-CSA-6-4437WS-DUP01	2/25/2002	6.2	mg/kg	OU5-CSA-6-4437WS-(60,40)
			OU5-CSA-6-4437WS-SB1	2/28/2002	2.8	mg/kg	

Area	Group	Address	Sample ID	Sample Date	Result \1	Units	Duplicate Match
CSA	8	4438 Tindall Street					
			OU5-CSA-8-4438TinS-(140,140)	9/25/2001	11	mg/kg	
			OU5-CSA-8-4438TinS-(140,160)	9/25/2001	109	mg/kg	
			OU5-CSA-8-4438TinS-(140,180)	9/25/2001	8.3	mg/kg	
			OU5-CSA-8-4438TinS-(160,100)	9/25/2001	37	mg/kg	
			OU5-CSA-8-4438TinS-(160,120)	9/25/2001	79	mg/kg	
			OU5-CSA-8-4438TinS-(160,140)	9/25/2001	46	mg/kg	
			OU5-CSA-8-4438TinS-(160,160)	9/25/2001	46	mg/kg	
			OU5-CSA-8-4438TinS-(160,180)	9/25/2001	18	mg/kg	
			OU5-CSA-8-4438TinS-(180,100)	9/25/2001	185	mg/kg	
			OU5-CSA-8-4438TinS-(180,140)	9/25/2001	286	mg/kg	
			OU5-CSA-8-4438TinS-(180,160)	9/25/2001	67	mg/kg	
			OU5-CSA-8-4438TinS-(180,180)	9/25/2001	59	mg/kg	
			OU5-CSA-8-4438TinS-(180,60)	9/25/2001	100	mg/kg	
			OU5-CSA-8-4438TinS-(180,80)	9/25/2001	225	mg/kg	
			OU5-CSA-8-4438TinS-(200,100)	9/25/2001	18	mg/kg	
			OU5-CSA-8-4438TinS-(200,120)	9/25/2001	42	mg/kg	
			OU5-CSA-8-4438TinS-(200,140)	9/25/2001	112	mg/kg	
			OU5-CSA-8-4438TinS-(200,160)	9/25/2001	99	mg/kg	
			OU5-CSA-8-4438TinS-(200,60)	9/25/2001	74	mg/kg	
			OU5-CSA-8-4438TinS-(200,80)	9/25/2001	277	mg/kg	
			OU5-CSA-8-4438TinS-(220,100)	9/25/2001	56	mg/kg	
			OU5-CSA-8-4438TinS-(220,120)	9/25/2001	78	mg/kg	
			OU5-CSA-8-4438TinS-(220,80)	9/25/2001	53	mg/kg	
			OU5-CSA-8-4438TinS-DUP01	9/25/2001	59	mg/kg	OU5-CSA-8-4438TinS-(160,140)
			OU5-CSA-8-4438TinS-DUP02	9/25/2001	246	mg/kg	OU5-CSA-8-4438TinS-(180,80)
			OU5-CSA-8-4438TinS-SB1	9/24/2001	8.5	mg/kg	
			OU5-CSA-8-4438TinS-SB2	9/24/2001	5.2	mg/kg	
			OU5-CSA-8-4438TinS-SB3	9/24/2001	4.5	mg/kg	
			OU5-CSA-8-4438TinS-SB4	9/24/2001	2.3 J	mg/kg	
			OU5-CSA-8-4438TinS-SB5	9/24/2001	2.2 J	mg/kg	
			OU5-CSA-8-4438TinS-SB6	9/24/2001	1.1 J	mg/kg	
CSA	8	4442 Tindall Street					
			OU5-CSA-8-4442TinS-(200,160)	10/29/2001	78.3 J	mg/kg	
			OU5-CSA-8-4442TinS-(200,180)	10/29/2001	41.8 J	mg/kg	
			OU5-CSA-8-4442TinS-(200,200)	10/29/2001	17.4 J	mg/kg	
			OU5-CSA-8-4442TinS-(220,120)	10/29/2001	74.8 J	mg/kg	
			OU5-CSA-8-4442TinS-(220,140)	10/29/2001	40.7 J	mg/kg	

Area	Group	Address	Sample ID	Sample Date	Result \1	Units	Duplicate Match
			OU5-CSA-8-4442TinS-(220,160)	10/29/2001	29.8 J	mg/kg	
			OU5-CSA-8-4442TinS-(220,180)	10/29/2001	92.6 J	mg/kg	
			OU5-CSA-8-4442TinS-(220,200)	10/29/2001	32.4 J	mg/kg	
			OU5-CSA-8-4442TinS-(240,100)	10/29/2001	41.8 J	mg/kg	
			OU5-CSA-8-4442TinS-(240,120)	10/29/2001	45.7 J	mg/kg	
			OU5-CSA-8-4442TinS-(240,160)	10/29/2001	2.7 J	mg/kg	
			OU5-CSA-8-4442TinS-(240,180)	10/29/2001	71.4 J	mg/kg	
			OU5-CSA-8-4442TinS-(240,200)	10/29/2001	113 J	mg/kg	
			OU5-CSA-8-4442TinS-(240,220)	10/29/2001	6.7 J	mg/kg	
			OU5-CSA-8-4442TinS-(240,80)	10/29/2001	48.9 J	mg/kg	
			OU5-CSA-8-4442TinS-(260,100)	10/29/2001	53.9 J	mg/kg	
			OU5-CSA-8-4442TinS-(260,120)	10/29/2001	13.3 J	mg/kg	
			OU5-CSA-8-4442TinS-(260,140)	10/29/2001	53.8 J	mg/kg	
			OU5-CSA-8-4442TinS-(260,160)	10/29/2001	40.4 J	mg/kg	
			OU5-CSA-8-4442TinS-(260,180)	10/29/2001	86.5 J	mg/kg	
			OU5-CSA-8-4442TinS-(280,100)	10/29/2001	44.8 J	mg/kg	
			OU5-CSA-8-4442TinS-(280,120)	10/29/2001	57.5 J	mg/kg	
			OU5-CSA-8-4442TinS-(280,140)	10/29/2001	123 J	mg/kg	
			OU5-CSA-8-4442TinS-DUP01	10/29/2001	54.6 J	mg/kg	OU5-CSA-8-4442TinS-(260,100)
			OU5-CSA-8-4442TinS-SB1	10/29/2001	2.4	mg/kg	
			OU5-CSA-8-4442TinS-SB2	10/29/2001	6.3	mg/kg	
			OU5-CSA-8-4442TinS-SB3	10/29/2001	6.3	mg/kg	
			OU5-CSA-8-4442TinS-SB4	10/29/2001	3.4	mg/kg	
			OU5-CSA-8-4442TinS-SB5	10/29/2001	3.3	mg/kg	
			OU5-CSA-8-4442TinS-SB6	10/29/2001	3.3	mg/kg	
CSA	8	4444 Springdale Street					
			OU5-CSA-8-4444SS-(100,100)	10/19/2001	6.1	mg/kg	
			OU5-CSA-8-4444SS-(100,40)	10/19/2001	8.2	mg/kg	
			OU5-CSA-8-4444SS-(100,60)	10/19/2001	6.6	mg/kg	
			OU5-CSA-8-4444SS-(100,80)	10/19/2001	4.2	mg/kg	
			OU5-CSA-8-4444SS-(120,40)	10/19/2001	5.9	mg/kg	
			OU5-CSA-8-4444SS-(120,60)	10/19/2001	11.9	mg/kg	
			OU5-CSA-8-4444SS-(20,120)	10/19/2001	5.2	mg/kg	
			OU5-CSA-8-4444SS-(20,140)	10/19/2001	4.5	mg/kg	
			OU5-CSA-8-4444SS-(40,100)	10/19/2001	6.8	mg/kg	
			OU5-CSA-8-4444SS-(40,120)	10/19/2001	11.7	mg/kg	
			OU5-CSA-8-4444SS-(40,140)	10/19/2001	5	mg/kg	
			OU5-CSA-8-4444SS-(40,60)	10/19/2001	3	mg/kg	
			OU5-CSA-8-4444SS-(40,80)	10/19/2001	6.1	mg/kg	

Area	Group	Address	Sample ID	Sample Date	Result \1	Units	Duplicate Match
			OU5-CSA-8-4444SS-(60,100)	10/19/2001	8.1	mg/kg	
			OU5-CSA-8-4444SS-(60,120)	10/19/2001	9.7	mg/kg	
			OU5-CSA-8-4444SS-(60,140)	10/19/2001	7.4	mg/kg	
			OU5-CSA-8-4444SS-(60,20)	10/19/2001	3.7	mg/kg	
			OU5-CSA-8-4444SS-(60,40)	10/19/2001	7.7	mg/kg	
			OU5-CSA-8-4444SS-(60,60)	10/19/2001	4.7	mg/kg	
			OU5-CSA-8-4444SS-(60,80)	10/19/2001	4.5	mg/kg	
			OU5-CSA-8-4444SS-(80,100)	10/19/2001	3.6	mg/kg	
			OU5-CSA-8-4444SS-(80,120)	10/19/2001	4.1	mg/kg	
			OU5-CSA-8-4444SS-(80,140)	10/19/2001	4.7	mg/kg	
			OU5-CSA-8-4444SS-(80,20)	10/19/2001	5.1	mg/kg	
			OU5-CSA-8-4444SS-(80,40)	10/19/2001	15.2	mg/kg	
			OU5-CSA-8-4444SS-(80,60)	10/19/2001	3.8	mg/kg	
			OU5-CSA-8-4444SS-DUP01	10/19/2001	18.8	mg/kg	OU5-CSA-8-4444SS-(80,40)
			OU5-CSA-8-4444SS-SB1	10/15/2001	3.7	mg/kg	
CSA	***8***	***4445 Sedgwick Street***					
			OU5-CSA-8-4445SegS-(100,20)	11/8/2001	4.8	mg/kg	
			OU5-CSA-8-4445SegS-(100,40)	11/8/2001	19.2	mg/kg	
			OU5-CSA-8-4445SegS-(100,60)	11/8/2001	15.9	mg/kg	
			OU5-CSA-8-4445SegS-(100,80)	11/8/2001	13.4	mg/kg	
			OU5-CSA-8-4445SegS-(120,20)	11/8/2001	10.3	mg/kg	
			OU5-CSA-8-4445SegS-(120,40)	11/8/2001	5.3	mg/kg	
			OU5-CSA-8-4445SegS-(20,100)	11/8/2001	25.5	mg/kg	
			OU5-CSA-8-4445SegS-(40,100)	11/8/2001	13.4	mg/kg	
			OU5-CSA-8-4445SegS-(40,120)	11/8/2001	8.6	mg/kg	
			OU5-CSA-8-4445SegS-(40,60)	11/8/2001	1.6 J	mg/kg	
			OU5-CSA-8-4445SegS-(40,80)	11/8/2001	17.7	mg/kg	
			OU5-CSA-8-4445SegS-(60,100)	11/8/2001	12.5	mg/kg	
			OU5-CSA-8-4445SegS-(60,120)	11/8/2001	11.5	mg/kg	
			OU5-CSA-8-4445SegS-(60,20)	11/8/2001	13.7	mg/kg	
			OU5-CSA-8-4445SegS-(60,40)	11/8/2001	7.3	mg/kg	
			OU5-CSA-8-4445SegS-(60,80)	11/8/2001	8	mg/kg	
			OU5-CSA-8-4445SegS-(80,0)	11/8/2001	8.7	mg/kg	
			OU5-CSA-8-4445SegS-(80,100)	11/8/2001	13.7	mg/kg	
			OU5-CSA-8-4445SegS-(80,120)	11/8/2001	12.9	mg/kg	
			OU5-CSA-8-4445SegS-(80,20)	11/8/2001	10.8	mg/kg	
			OU5-CSA-8-4445SegS-(80,40)	11/8/2001	9	mg/kg	
			OU5-CSA-8-4445SegS-(80,80)	11/8/2001	8.5	mg/kg	
			OU5-CSA-8-4445SegS-DUP01	11/8/2001	15.1	mg/kg	OU5-CSA-8-4445SegS-(100,60)

Area	Group	Address	Sample ID	Sample Date	Result \1	Units	Duplicate Match
			OU5-CSA-8-4445SegS-SB1	11/7/2001	4	mg/kg	
CSA	8	4446 Tindall Street					
			OU5-CSA-8-4446TinS-(240,200)	9/25/2001	9.6	mg/kg	
			OU5-CSA-8-4446TinS-(240,220)	9/25/2001	6.4	mg/kg	
			OU5-CSA-8-4446TinS-(260,160)	9/25/2001	314	mg/kg	
			OU5-CSA-8-4446TinS-(260,180)	9/25/2001	270	mg/kg	
			OU5-CSA-8-4446TinS-(260,200)	9/25/2001	152	mg/kg	
			OU5-CSA-8-4446TinS-(260,220)	9/25/2001	4.9	mg/kg	
			OU5-CSA-8-4446TinS-(280,120)	9/25/2001	55	mg/kg	
			OU5-CSA-8-4446TinS-(280,140)	9/25/2001	23	mg/kg	
			OU5-CSA-8-4446TinS-(280,160)	9/25/2001	410	mg/kg	
			OU5-CSA-8-4446TinS-(280,180)	9/25/2001	293	mg/kg	
			OU5-CSA-8-4446TinS-(280,200)	9/25/2001	99	mg/kg	
			OU5-CSA-8-4446TinS-(280,220)	9/25/2001	32	mg/kg	
			OU5-CSA-8-4446TinS-(300,100)	9/25/2001	203	mg/kg	
			OU5-CSA-8-4446TinS-(300,120)	9/25/2001	99	mg/kg	
			OU5-CSA-8-4446TinS-(300,140)	9/25/2001	37	mg/kg	
			OU5-CSA-8-4446TinS-(300,180)	9/25/2001	21	mg/kg	
			OU5-CSA-8-4446TinS-(300,200)	9/25/2001	144	mg/kg	
			OU5-CSA-8-4446TinS-(300,220)	9/25/2001	177	mg/kg	
			OU5-CSA-8-4446TinS-(300,240)	9/25/2001	5.3	mg/kg	
			OU5-CSA-8-4446TinS-(320,120)	9/25/2001	157	mg/kg	
			OU5-CSA-8-4446TinS-(320,140)	9/25/2001	197	mg/kg	
			OU5-CSA-8-4446TinS-(320,160)	9/25/2001	7.8	mg/kg	
			OU5-CSA-8-4446TinS-(320,180)	9/25/2001	54	mg/kg	
			OU5-CSA-8-4446TinS-(320,200)	9/25/2001	54	mg/kg	
			OU5-CSA-8-4446TinS-(340,120)	9/25/2001	159	mg/kg	
			OU5-CSA-8-4446TinS-(340,140)	9/25/2001	82	mg/kg	
			OU5-CSA-8-4446TinS-DUP01	9/25/2001	167	mg/kg	OU5-CSA-8-4446TinS-(320,120)
			OU5-CSA-8-4446TinS-SB-DUP76	9/24/2001	9.6	mg/kg	OU5-CSA-8-4446TinS-SB3
			OU5-CSA-8-4446TinS-SB1	9/24/2001	7.2	mg/kg	
			OU5-CSA-8-4446TinS-SB2	9/24/2001	15	mg/kg	
			OU5-CSA-8-4446TinS-SB3	9/24/2001	9.8	mg/kg	
			OU5-CSA-8-4446TinS-SB4	9/24/2001	3	mg/kg	
			OU5-CSA-8-4446TinS-SB5	9/24/2001	1.8 J	mg/kg	
			OU5-CSA-8-4446TinS-SB6	9/24/2001	3.9	mg/kg	
CSA	8	4447 Springdale Street					
			OU5-CSA-8-4447SS-(100,100)	1/23/2002	5.3	mg/kg	

Area	Group	Address	Sample ID	Sample Date	Result \1	Units	Duplicate Match
			OU5-CSA-8-4447SS-(100,40)	1/23/2002	10.7	mg/kg	
			OU5-CSA-8-4447SS-(100,60)	1/23/2002	12.5	mg/kg	
			OU5-CSA-8-4447SS-(100,80)	1/23/2002	9	mg/kg	
			OU5-CSA-8-4447SS-(20,100)	1/23/2002	6.8	mg/kg	
			OU5-CSA-8-4447SS-(20,120)	1/23/2002	8	mg/kg	
			OU5-CSA-8-4447SS-(20,140)	1/23/2002	5.9	mg/kg	
			OU5-CSA-8-4447SS-(40,100)	1/23/2002	5.5	mg/kg	
			OU5-CSA-8-4447SS-(40,120)	1/23/2002	16.1	mg/kg	
			OU5-CSA-8-4447SS-(40,140)	1/23/2002	6.7	mg/kg	
			OU5-CSA-8-4447SS-(40,40)	1/23/2002	19.6	mg/kg	
			OU5-CSA-8-4447SS-(40,60)	1/23/2002	10.9	mg/kg	
			OU5-CSA-8-4447SS-(40,80)	1/23/2002	5.9	mg/kg	
			OU5-CSA-8-4447SS-(60,100)	1/23/2002	3.1	mg/kg	
			OU5-CSA-8-4447SS-(60,120)	1/23/2002	20	mg/kg	
			OU5-CSA-8-4447SS-(60,140)	1/23/2002	16.9	mg/kg	
			OU5-CSA-8-4447SS-(60,160)	1/23/2002	5.1	mg/kg	
			OU5-CSA-8-4447SS-(60,20)	1/23/2002	6.9	mg/kg	
			OU5-CSA-8-4447SS-(60,40)	1/23/2002	4	mg/kg	
			OU5-CSA-8-4447SS-(60,60)	1/23/2002	3.8	mg/kg	
			OU5-CSA-8-4447SS-(80,100)	1/23/2002	9.3	mg/kg	
			OU5-CSA-8-4447SS-(80,120)	1/23/2002	7.8	mg/kg	
			OU5-CSA-8-4447SS-(80,140)	1/23/2002	13.6	mg/kg	
			OU5-CSA-8-4447SS-(80,20)	1/23/2002	7.2	mg/kg	
			OU5-CSA-8-4447SS-(80,40)	1/23/2002	14.1	mg/kg	
			OU5-CSA-8-4447SS-(80,60)	1/23/2002	4	mg/kg	
			OU5-CSA-8-4447SS-DUP01	1/23/2002	6.7	mg/kg	OU5-CSA-8-4447SS-(80,100)
			OU5-CSA-8-4447SS-SB1	1/21/2002	4.1	mg/kg	
CSA	***8***	***4456 Springdale Street***					
			OU5-CSA-8-4456SS-(100,40)	11/26/2001	28.9 J	mg/kg	
			OU5-CSA-8-4456SS-(100,60)	11/26/2001	137 J	mg/kg	
			OU5-CSA-8-4456SS-(100,80)	11/26/2001	254 J	mg/kg	
			OU5-CSA-8-4456SS-(20,100)	11/26/2001	158 J	mg/kg	
			OU5-CSA-8-4456SS-(20,120)	11/26/2001	177 J	mg/kg	
			OU5-CSA-8-4456SS-(20,80)	11/26/2001	165 J	mg/kg	
			OU5-CSA-8-4456SS-(40,100)	11/26/2001	118 J	mg/kg	
			OU5-CSA-8-4456SS-(40,120)	11/26/2001	15.7 J	mg/kg	
			OU5-CSA-8-4456SS-(40,140)	11/26/2001	53.1 J	mg/kg	
			OU5-CSA-8-4456SS-(40,40)	11/26/2001	7.4 J	mg/kg	
			OU5-CSA-8-4456SS-(40,60)	11/26/2001	29.5 J	mg/kg	

Area	Group	Address	Sample ID	Sample Date	Result \1		Units	Duplicate Match
			OU5-CSA-8-4456SS-(40,80)	11/26/2001	129	J	mg/kg	
			OU5-CSA-8-4456SS-(60,100)	11/26/2001	17.9	J	mg/kg	
			OU5-CSA-8-4456SS-(60,120)	11/26/2001	54.4	J	mg/kg	
			OU5-CSA-8-4456SS-(60,140)	11/26/2001	149	J	mg/kg	
			OU5-CSA-8-4456SS-(60,20)	11/26/2001	105	J	mg/kg	
			OU5-CSA-8-4456SS-(60,40)	11/26/2001	73.3	J	mg/kg	
			OU5-CSA-8-4456SS-(60,60)	11/26/2001	14.9	J	mg/kg	
			OU5-CSA-8-4456SS-(60,80)	11/26/2001	9.2	J	mg/kg	
			OU5-CSA-8-4456SS-(80,100)	11/26/2001	40.4	J	mg/kg	
			OU5-CSA-8-4456SS-(80,120)	11/26/2001	105	J	mg/kg	
			OU5-CSA-8-4456SS-(80,20)	11/26/2001	45.3	J	mg/kg	
			OU5-CSA-8-4456SS-(80,40)	11/26/2001	41.2	J	mg/kg	
			OU5-CSA-8-4456SS-(80,60)	11/26/2001	29.1	J	mg/kg	
			OU5-CSA-8-4456SS-(80,80)	11/26/2001	108	J	mg/kg	
			OU5-CSA-8-4456SS-DUP01	11/26/2001	93.8	J	mg/kg	OU5-CSA-8-4456SS-(60,20)
			OU5-CSA-8-4456SS-SB-DUP67	11/26/2001	0.52	J	mg/kg	OU5-CSA-8-4456SS-SB4
			OU5-CSA-8-4456SS-SB1	11/26/2001	6	J	mg/kg	
			OU5-CSA-8-4456SS-SB2	11/26/2001	0.43	J	mg/kg	
			OU5-CSA-8-4456SS-SB3	11/26/2001	0.47	J	mg/kg	
			OU5-CSA-8-4456SS-SB4	11/26/2001	0.38	UJ	mg/kg	
			OU5-CSA-8-4456SS-SB5	11/26/2001	0.38	UJ	mg/kg	
			OU5-CSA-8-4456SS-SB6	11/26/2001	0.39	UJ	mg/kg	
CSA	**8**	**4457 Sedgwick Street**						
			OU5-CSA-8-4457SegS-(100,20)	11/8/2001	5.9		mg/kg	
			OU5-CSA-8-4457SegS-(100,40)	11/8/2001	6		mg/kg	
			OU5-CSA-8-4457SegS-(100,60)	11/8/2001	5		mg/kg	
			OU5-CSA-8-4457SegS-(100,80)	11/8/2001	6.5		mg/kg	
			OU5-CSA-8-4457SegS-(120,40)	11/8/2001	2.2	J	mg/kg	
			OU5-CSA-8-4457SegS-(20,100)	11/8/2001	5.6		mg/kg	
			OU5-CSA-8-4457SegS-(20,120)	11/8/2001	3.5		mg/kg	
			OU5-CSA-8-4457SegS-(20,80)	11/8/2001	9.7		mg/kg	
			OU5-CSA-8-4457SegS-(40,100)	11/8/2001	78.6		mg/kg	
			OU5-CSA-8-4457SegS-(40,120)	11/8/2001	8		mg/kg	
			OU5-CSA-8-4457SegS-(40,140)	11/8/2001	4.6		mg/kg	
			OU5-CSA-8-4457SegS-(40,40)	11/8/2001	8		mg/kg	
			OU5-CSA-8-4457SegS-(40,60)	11/8/2001	10		mg/kg	
			OU5-CSA-8-4457SegS-(40,80)	11/8/2001	7.4		mg/kg	
			OU5-CSA-8-4457SegS-(60,100)	11/8/2001	5.1		mg/kg	
			OU5-CSA-8-4457SegS-(60,120)	11/8/2001	14.7		mg/kg	

Area	Group	Address	Sample ID	Sample Date	Result \1	Units	Duplicate Match
			OU5-CSA-8-4457SegS-(60,140)	11/8/2001	3.8	mg/kg	
			OU5-CSA-8-4457SegS-(60,20)	11/8/2001	4.1	mg/kg	
			OU5-CSA-8-4457SegS-(60,40)	11/8/2001	5	mg/kg	
			OU5-CSA-8-4457SegS-(80,100)	11/8/2001	5.8	mg/kg	
			OU5-CSA-8-4457SegS-(80,120)	11/8/2001	13.1	mg/kg	
			OU5-CSA-8-4457SegS-(80,20)	11/8/2001	12.1	mg/kg	
			OU5-CSA-8-4457SegS-(80,40)	11/8/2001	6.4	mg/kg	
			OU5-CSA-8-4457SegS-(80,60)	11/8/2001	5.1	mg/kg	
			OU5-CSA-8-4457SegS-(80,80)	11/8/2001	5.8	mg/kg	
			OU5-CSA-8-4457SegS-DUP01	11/8/2001	7.6	mg/kg	OU5-CSA-8-4457SegS-(60,100)
			OU5-CSA-8-4457SegS-SB1	11/7/2001	2.2 J	mg/kg	
CSA	8	4458 Tindall Street					
			OU5-CSA-8-4458TinS-(420,260)	1/22/2002	7.1	mg/kg	
			OU5-CSA-8-4458TinS-(420,280)	1/22/2002	9.1	mg/kg	
			OU5-CSA-8-4458TinS-(440,220)	1/22/2002	6.1	mg/kg	
			OU5-CSA-8-4458TinS-(440,240)	1/22/2002	5.5	mg/kg	
			OU5-CSA-8-4458TinS-(440,260)	1/22/2002	7.1	mg/kg	
			OU5-CSA-8-4458TinS-(440,280)	1/22/2002	16.7	mg/kg	
			OU5-CSA-8-4458TinS-(440,300)	1/22/2002	7.9	mg/kg	
			OU5-CSA-8-4458TinS-(460,180)	1/22/2002	10.2	mg/kg	
			OU5-CSA-8-4458TinS-(460,200)	1/22/2002	15.9	mg/kg	
			OU5-CSA-8-4458TinS-(460,240)	1/22/2002	3.7	mg/kg	
			OU5-CSA-8-4458TinS-(460,260)	1/22/2002	7	mg/kg	
			OU5-CSA-8-4458TinS-(460,280)	1/22/2002	6.5	mg/kg	
			OU5-CSA-8-4458TinS-(460,300)	1/22/2002	6.7	mg/kg	
			OU5-CSA-8-4458TinS-(480,180)	1/22/2002	5.9	mg/kg	
			OU5-CSA-8-4458TinS-(480,200)	1/22/2002	7.7	mg/kg	
			OU5-CSA-8-4458TinS-(480,220)	1/22/2002	3.5	mg/kg	
			OU5-CSA-8-4458TinS-(480,240)	1/22/2002	5.1	mg/kg	
			OU5-CSA-8-4458TinS-(480,260)	1/22/2002	11.3	mg/kg	
			OU5-CSA-8-4458TinS-(500,180)	1/22/2002	8.1	mg/kg	
			OU5-CSA-8-4458TinS-(500,200)	1/22/2002	8.8	mg/kg	
			OU5-CSA-8-4458TinS-DUP01	1/22/2002	8.5	mg/kg	OU5-CSA-8-4458TinS-(500,200)
			OU5-CSA-8-4458TinS-SB1	1/21/2002	5.7	mg/kg	
CSA	8	4460 Springdale Street					
			OU5-CSA-8-4460SS(0,100)	6/10/2002	10	mg/kg	
			OU5-CSA-8-4460SS(100,100)	6/10/2002	7.8	mg/kg	
			OU5-CSA-8-4460SS(100,20)	6/10/2002	14.3	mg/kg	

Area	Group	Address	Sample ID	Sample Date	Result \1	Units	Duplicate Match
			OU5-CSA-8-4460SS(100,40)	6/10/2002	13.8	mg/kg	
			OU5-CSA-8-4460SS(100,60)	6/10/2002	12.5	mg/kg	
			OU5-CSA-8-4460SS(100,80)	6/10/2002	13.4	mg/kg	
			OU5-CSA-8-4460SS(120,20)	6/10/2002	3.6	mg/kg	
			OU5-CSA-8-4460SS(120,40)	6/10/2002	9.1	mg/kg	
			OU5-CSA-8-4460SS(120,60)	6/10/2002	5	mg/kg	
			OU5-CSA-8-4460SS(20,100)	6/10/2002	6.6	mg/kg	
			OU5-CSA-8-4460SS(20,120)	6/10/2002	5.2	mg/kg	
			OU5-CSA-8-4460SS(20,40)	6/10/2002	7.4	mg/kg	
			OU5-CSA-8-4460SS(20,60)	6/10/2002	6.1	mg/kg	
			OU5-CSA-8-4460SS(20,80)	6/10/2002	24.4	mg/kg	
			OU5-CSA-8-4460SS(40,0)	6/10/2002	30	mg/kg	
			OU5-CSA-8-4460SS(40,100)	6/10/2002	5.6	mg/kg	
			OU5-CSA-8-4460SS(40,120)	6/10/2002	6.6	mg/kg	
			OU5-CSA-8-4460SS(40,20)	6/10/2002	35.9	mg/kg	
			OU5-CSA-8-4460SS(40,40)	6/10/2002	16.6	mg/kg	
			OU5-CSA-8-4460SS(40,60)	6/10/2002	10	mg/kg	
			OU5-CSA-8-4460SS(40,80)	6/10/2002	6.6	mg/kg	
			OU5-CSA-8-4460SS(60,0)	6/10/2002	13.5	mg/kg	
			OU5-CSA-8-4460SS(60,100)	6/10/2002	19.4	mg/kg	
			OU5-CSA-8-4460SS(60,120)	6/10/2002	5.9	mg/kg	
			OU5-CSA-8-4460SS(60,140)	6/10/2002	5.6	mg/kg	
			OU5-CSA-8-4460SS(60,20)	6/10/2002	21.9	mg/kg	
			OU5-CSA-8-4460SS(60,60)	6/10/2002	8.4	mg/kg	
			OU5-CSA-8-4460SS(60,80)	6/10/2002	8.7	mg/kg	
			OU5-CSA-8-4460SS(80,0)	6/10/2002	8.9	mg/kg	
			OU5-CSA-8-4460SS(80,100)	6/10/2002	22.2	mg/kg	
			OU5-CSA-8-4460SS(80,120)	6/10/2002	9	mg/kg	
			OU5-CSA-8-4460SS(80,140)	6/10/2002	5.4	mg/kg	
			OU5-CSA-8-4460SS(80,20)	6/10/2002	18.8	mg/kg	
			OU5-CSA-8-4460SS(80,40)	6/10/2002	5.3	mg/kg	
			OU5-CSA-8-4460SS(80,60)	6/10/2002	5.3	mg/kg	
			OU5-CSA-8-4460SS(80,80)	6/10/2002	10.6	mg/kg	
			OU5-CSA-8-4460SS-DUP115	6/10/2002	9.7	mg/kg	OU5-CSA-8-4460SS(60,80)
			OU5-CSA-8-4460SS-SB1	7/2/2002	5.2	mg/kg	
CSA	**8**	**4462 Tindall Street**					
			OU5-CSA-8-4462TinS-(480,260)	11/6/2001	14.9 J	mg/kg	
			OU5-CSA-8-4462TinS-(480,280)	11/6/2001	11.6 J	mg/kg	
			OU5-CSA-8-4462TinS-(480,300)	11/6/2001	8.4 J	mg/kg	

Area	Group	Address	Sample ID	Sample Date	Result \1		Units	Duplicate Match
			OU5-CSA-8-4462TinS-(500,220)	11/6/2001	24.3	J	mg/kg	
			OU5-CSA-8-4462TinS-(500,240)	11/6/2001	12.9	J	mg/kg	
			OU5-CSA-8-4462TinS-(500,260)	11/6/2001	11.5	UJ	mg/kg	
			OU5-CSA-8-4462TinS-(500,300)	11/6/2001	30.9	J	mg/kg	
			OU5-CSA-8-4462TinS-(500,320)	11/6/2001	7.4	J	mg/kg	
			OU5-CSA-8-4462TinS-(520,200)	11/6/2001	27.8	J	mg/kg	
			OU5-CSA-8-4462TinS-(520,220)	11/6/2001	48.5	J	mg/kg	
			OU5-CSA-8-4462TinS-(520,240)	11/6/2001	4.4	J	mg/kg	
			OU5-CSA-8-4462TinS-(520,280)	11/6/2001	36.5	J	mg/kg	
			OU5-CSA-8-4462TinS-(520,300)	11/6/2001	27	J	mg/kg	
			OU5-CSA-8-4462TinS-(520,320)	11/6/2001	6.7	J	mg/kg	
			OU5-CSA-8-4462TinS-(540,200)	11/6/2001	31.1	J	mg/kg	
			OU5-CSA-8-4462TinS-(540,220)	11/6/2001	10.4	J	mg/kg	
			OU5-CSA-8-4462TinS-(540,240)	11/6/2001	17.6	J	mg/kg	
			OU5-CSA-8-4462TinS-(540,260)	11/6/2001	49.1	J	mg/kg	
			OU5-CSA-8-4462TinS-(540,280)	11/6/2001	44.4	J	mg/kg	
			OU5-CSA-8-4462TinS-(560,220)	11/6/2001	25.3	J	mg/kg	
			OU5-CSA-8-4462TinS-(560,240)	11/6/2001	7.9	J	mg/kg	
			OU5-CSA-8-4462TinS-DUP01	11/6/2001	32.1	J	mg/kg	OU5-CSA-8-4462TinS-(500,220)
			OU5-CSA-8-4462TinS-SB1	11/7/2001	12.8		mg/kg	
CSA	**8**	**4477 Sedgwick Street**						
			OU5-CSA-8-4477SegS-(100,100)	2/26/2002	5.3	L	mg/kg	
			OU5-CSA-8-4477SegS-(100,20)	2/26/2002	3.5	L	mg/kg	
			OU5-CSA-8-4477SegS-(100,40)	2/26/2002	4.7	L	mg/kg	
			OU5-CSA-8-4477SegS-(100,60)	2/26/2002	4.5	L	mg/kg	
			OU5-CSA-8-4477SegS-(100,80)	2/26/2002	4.8	L	mg/kg	
			OU5-CSA-8-4477SegS-(120,40)	2/26/2002	2.3	L	mg/kg	
			OU5-CSA-8-4477SegS-(120,60)	2/26/2002	4.8	L	mg/kg	
			OU5-CSA-8-4477SegS-(20,100)	2/26/2002	5.4	L	mg/kg	
			OU5-CSA-8-4477SegS-(20,120)	2/26/2002	5.7	L	mg/kg	
			OU5-CSA-8-4477SegS-(40,100)	2/26/2002	6.3	L	mg/kg	
			OU5-CSA-8-4477SegS-(40,120)	2/26/2002	5	L	mg/kg	
			OU5-CSA-8-4477SegS-(40,140)	2/26/2002	7.6	L	mg/kg	
			OU5-CSA-8-4477SegS-(40,60)	2/26/2002	6.3	L	mg/kg	
			OU5-CSA-8-4477SegS-(40,80)	2/26/2002	15.5	L	mg/kg	
			OU5-CSA-8-4477SegS-(60,100)	2/26/2002	6.6	L	mg/kg	
			OU5-CSA-8-4477SegS-(60,120)	2/26/2002	5.3	L	mg/kg	
			OU5-CSA-8-4477SegS-(60,140)	2/26/2002	5.3	L	mg/kg	
			OU5-CSA-8-4477SegS-(60,20)	2/26/2002	5.5	L	mg/kg	

Area	Group	Address	Sample ID	Sample Date	Result \1	Units	Duplicate Match
			OU5-CSA-8-4477SegS-(60,40)	2/26/2002	4.8 L	mg/kg	
			OU5-CSA-8-4477SegS-(60,60)	2/26/2002	6.5 L	mg/kg	
			OU5-CSA-8-4477SegS-(80,100)	2/26/2002	5.1 L	mg/kg	
			OU5-CSA-8-4477SegS-(80,120)	2/26/2002	5.2 L	mg/kg	
			OU5-CSA-8-4477SegS-(80,140)	2/26/2002	4.6 L	mg/kg	
			OU5-CSA-8-4477SegS-(80,20)	2/26/2002	4 L	mg/kg	
			OU5-CSA-8-4477SegS-(80,40)	2/26/2002	2.8 L	mg/kg	
			OU5-CSA-8-4477SegS-(80,60)	2/26/2002	2.9 L	mg/kg	
			OU5-CSA-8-4477SegS-(80,80)	2/26/2002	4.5 L	mg/kg	
			OU5-CSA-8-4477SegS-DUP01	2/26/2002	4.7 L	mg/kg	OU5-CSA-8-4477SegS-(100,60)
			OU5-CSA-8-4477SegS-SB1	2/28/2002	5	mg/kg	
CSA	**10**	**4615 Rodman Street**					
			OU5-CSA-10-4615RS-(100,100)	11/1/2001	31.9	mg/kg	
			OU5-CSA-10-4615RS-(100,120)	11/1/2001	22.9	mg/kg	
			OU5-CSA-10-4615RS-(100,140)	11/1/2001	32.2	mg/kg	
			OU5-CSA-10-4615RS-(100,160)	11/1/2001	4.6	mg/kg	
			OU5-CSA-10-4615RS-(100,40)	11/1/2001	13.2	mg/kg	
			OU5-CSA-10-4615RS-(100,60)	11/1/2001	17.7	mg/kg	
			OU5-CSA-10-4615RS-(100,80)	11/1/2001	14.7	mg/kg	
			OU5-CSA-10-4615RS-(120,100)	11/1/2001	14.3	mg/kg	
			OU5-CSA-10-4615RS-(120,120)	11/1/2001	12.2	mg/kg	
			OU5-CSA-10-4615RS-(120,40)	11/1/2001	84	mg/kg	
			OU5-CSA-10-4615RS-(120,60)	11/1/2001	20.8	mg/kg	
			OU5-CSA-10-4615RS-(120,80)	11/1/2001	35.6	mg/kg	
			OU5-CSA-10-4615RS-(140,40)	11/1/2001	10.1	mg/kg	
			OU5-CSA-10-4615RS-(140,60)	11/1/2001	9.4	mg/kg	
			OU5-CSA-10-4615RS-(20,100)	11/1/2001	32.2	mg/kg	
			OU5-CSA-10-4615RS-(20,120)	11/1/2001	4.4	mg/kg	
			OU5-CSA-10-4615RS-(20,140)	11/1/2001	4	mg/kg	
			OU5-CSA-10-4615RS-(20,80)	11/1/2001	73.5	mg/kg	
			OU5-CSA-10-4615RS-(40,100)	11/1/2001	61.7	mg/kg	
			OU5-CSA-10-4615RS-(40,120)	11/1/2001	2.3	mg/kg	
			OU5-CSA-10-4615RS-(40,140)	11/1/2001	1.1 J	mg/kg	
			OU5-CSA-10-4615RS-(40,40)	11/1/2001	46.7	mg/kg	
			OU5-CSA-10-4615RS-(40,60)	11/1/2001	82.1	mg/kg	
			OU5-CSA-10-4615RS-(40,80)	11/1/2001	80.5	mg/kg	
			OU5-CSA-10-4615RS-(60,100)	11/1/2001	13.3	mg/kg	
			OU5-CSA-10-4615RS-(60,120)	11/1/2001	3.5	mg/kg	
			OU5-CSA-10-4615RS-(60,140)	11/1/2001	6.4	mg/kg	

Area	Group	Address	Sample ID	Sample Date	Result \1	Units	Duplicate Match
			OU5-CSA-10-4615RS-(60,20)	11/1/2001	23.1	mg/kg	
			OU5-CSA-10-4615RS-(60,40)	11/1/2001	97.2	mg/kg	
			OU5-CSA-10-4615RS-(60,60)	11/1/2001	66.1	mg/kg	
			OU5-CSA-10-4615RS-(60,80)	11/1/2001	92.7	mg/kg	
			OU5-CSA-10-4615RS-(80,100)	11/1/2001	8.3	mg/kg	
			OU5-CSA-10-4615RS-(80,120)	11/1/2001	7.3	mg/kg	
			OU5-CSA-10-4615RS-(80,140)	11/1/2001	47.9	mg/kg	
			OU5-CSA-10-4615RS-(80,160)	11/1/2001	4.6	mg/kg	
			OU5-CSA-10-4615RS-(80,20)	11/1/2001	43.5	mg/kg	
			OU5-CSA-10-4615RS-(80,40)	11/1/2001	34.5	mg/kg	
			OU5-CSA-10-4615RS-(80,60)	11/1/2001	55.7	mg/kg	
			OU5-CSA-10-4615RS-(80,80)	11/1/2001	5.1	mg/kg	
			OU5-CSA-10-4615RS-DUP01	11/1/2001	63.3	mg/kg	OU5-CSA-10-4615RS-(40,100)
			OU5-CSA-10-4615RS-DUP02	11/1/2001	108	mg/kg	OU5-CSA-10-4615RS-(60,80)
			OU5-CSA-10-4615RS-SB1	10/29/2001	17.5 J	mg/kg	
			OU5-CSA-10-4615RS-SB2	10/29/2001	1.9 J	mg/kg	
			OU5-CSA-10-4615RS-SB3	10/29/2001	1.1 J	mg/kg	
			OU5-CSA-10-4615RS-SB4	10/29/2001	2.4	mg/kg	
			OU5-CSA-10-4615RS-SB5	10/29/2001	2	mg/kg	
			OU5-CSA-10-4615RS-SB6	10/29/2001	2.4	mg/kg	
OU4	OU4	4621 Rockwood Parkway					
			OU4-4621RP-(110,310)	2/12/2001	5.75	mg/kg	
			OU4-4621RP-(110,330)	2/12/2001	6.58 J	mg/kg	
			OU4-4621RP-(110,350)	2/12/2001	5.77	mg/kg	
			OU4-4621RP-(110,370)	2/12/2001	15.7	mg/kg	
			OU4-4621RP-(110,390)	2/12/2001	72.3	mg/kg	
			OU4-4621RP-(110,410)	2/12/2001	35.2	mg/kg	
			OU4-4621RP-(130,310)	2/12/2001	8.87 J	mg/kg	
			OU4-4621RP-(130,330)	2/12/2001	13.3	mg/kg	
			OU4-4621RP-(130,350)	2/12/2001	40.9	mg/kg	
			OU4-4621RP-(130,370)	2/12/2001	25.9	mg/kg	
			OU4-4621RP-(130,390)	2/12/2001	46.3	mg/kg	
			OU4-4621RP-(150,310)	2/12/2001	7.04 J	mg/kg	
			OU4-4621RP-(150,330)	2/12/2001	6.92	mg/kg	
			OU4-4621RP-(150,350)	2/12/2001	36 J	mg/kg	
			OU4-4621RP-(150,370)	2/12/2001	25.9	mg/kg	
			OU4-4621RP-(190,330)	2/12/2001	6.35 J	mg/kg	
			OU4-4621RP-(30,310)	2/12/2001	5.2 J	mg/kg	
			OU4-4621RP-(30,330)	2/12/2001	5.52 J	mg/kg	

Area	Group	Address	Sample ID	Sample Date	Result \1	Units	Duplicate Match
			OU4-4621RP-(30,350)	2/12/2001	5.13	mg/kg	
			OU4-4621RP-(30,370)	2/12/2001	4.81 J	mg/kg	
			OU4-4621RP-(30,390)	2/12/2001	7.37	mg/kg	
			OU4-4621RP-(30,410)	2/12/2001	5.65 J	mg/kg	
			OU4-4621RP-(30,430)	2/12/2001	4.72	mg/kg	
			OU4-4621RP-(30,450)	2/12/2001	5.16 J	mg/kg	
			OU4-4621RP-(50,310)	2/12/2001	5.29 J	mg/kg	
			OU4-4621RP-(50,350)	2/12/2001	3.19 J	mg/kg	
			OU4-4621RP-(50,370)	2/12/2001	3.92	mg/kg	
			OU4-4621RP-(50,390)	2/12/2001	4.89 J	mg/kg	
			OU4-4621RP-(50,410)	2/12/2001	5.25	mg/kg	
			OU4-4621RP-(50,430)	2/12/2001	7.75	mg/kg	
			OU4-4621RP-(50,450)	2/12/2001	6.21 J	mg/kg	
			OU4-4621RP-(70,310)	2/12/2001	5.8 J	mg/kg	
			OU4-4621RP-(70,370)	2/12/2001	4.08 J	mg/kg	
			OU4-4621RP-(70,390)	2/12/2001	4 J	mg/kg	
			OU4-4621RP-(70,410)	2/12/2001	4.85 J	mg/kg	
			OU4-4621RP-(70,430)	2/12/2001	4.89	mg/kg	
			OU4-4621RP-(90,310)	2/12/2001	9.45	mg/kg	
			OU4-4621RP-(90,350)	2/12/2001	3.68	mg/kg	
			OU4-4621RP-(90,370)	2/12/2001	6.63 J	mg/kg	
			OU4-4621RP-(90,390)	2/12/2001	49.9	mg/kg	
			OU4-4621RP-(90,410)	2/12/2001	45.4	mg/kg	
			OU4-4621RP-DUP01	2/12/2001	5.09	mg/kg	OU4-4621RP-(30,370)
			OU4-4621RP-DUP02	2/12/2001	6.06	mg/kg	OU4-4621RP-(50,450)
CSA	5	4624 Van Ness Street					
			OU5-CSA-5-4624VNS-(100,40)	2/7/2002	6.8	mg/kg	
			OU5-CSA-5-4624VNS-(100,60)	2/7/2002	5.4	mg/kg	
			OU5-CSA-5-4624VNS-(120,60)	2/7/2002	22.8	mg/kg	
			OU5-CSA-5-4624VNS-(20,100)	2/7/2002	4	mg/kg	
			OU5-CSA-5-4624VNS-(20,40)	2/7/2002	3.6	mg/kg	
			OU5-CSA-5-4624VNS-(20,60)	2/7/2002	3.2	mg/kg	
			OU5-CSA-5-4624VNS-(20,80)	2/7/2002	3.9	mg/kg	
			OU5-CSA-5-4624VNS-(40,100)	2/7/2002	10.1	mg/kg	
			OU5-CSA-5-4624VNS-(40,20)	2/7/2002	2.7	mg/kg	
			OU5-CSA-5-4624VNS-(40,40)	2/7/2002	4.6	mg/kg	
			OU5-CSA-5-4624VNS-(40,60)	2/7/2002	4.1	mg/kg	
			OU5-CSA-5-4624VNS-(40,80)	2/7/2002	16	mg/kg	
			OU5-CSA-5-4624VNS-(60,40)	2/7/2002	4	mg/kg	

Area	Group	Address	Sample ID	Sample Date	Result \1	Units	Duplicate Match
			OU5-CSA-5-4624VNS-(60,80)	2/7/2002	6.2	mg/kg	
			OU5-CSA-5-4624VNS-(80,40)	2/7/2002	3.9	mg/kg	
			OU5-CSA-5-4624VNS-(80,60)	2/7/2002	9.5	mg/kg	
			OU5-CSA-5-4624VNS-(80,80)	2/7/2002	8.4	mg/kg	
			OU5-CSA-5-4624VNS-DUP01	2/7/2002	8.2	mg/kg	OU5-CSA-5-4624VNS-(100,40)
			OU5-CSA-5-4624VNS-SB1	2/4/2002	3.1	mg/kg	
OU4	**OU4**	**4625 Rockwood Parkway**					
			OU4-4625RP-(10,250)	2/13/2001	28 J	mg/kg	
			OU4-4625RP-(110,250)	2/13/2001	6.19 J	mg/kg	
			OU4-4625RP-(110,270)	2/13/2001	6.31 J	mg/kg	
			OU4-4625RP-(110,290)	2/13/2001	6.37 J	mg/kg	
			OU4-4625RP-(130,250)	2/13/2001	6.12 J	mg/kg	
			OU4-4625RP-(130,270)	2/13/2001	4.11 J	mg/kg	
			OU4-4625RP-(130,290)	2/13/2001	4.69 J	mg/kg	
			OU4-4625RP-(30,250)	2/13/2001	21.8 J	mg/kg	
			OU4-4625RP-(30,270)	2/13/2001	96.5 J	mg/kg	
			OU4-4625RP-(30,290)	2/13/2001	85.4 J	mg/kg	
			OU4-4625RP-(30,310)	2/13/2001	21.4 J	mg/kg	
			OU4-4625RP-(50,250)	2/13/2001	9.09 J	mg/kg	
			OU4-4625RP-(50,270)	2/13/2001	10.1 J	mg/kg	
			OU4-4625RP-(50,290)	2/13/2001	45.8 J	mg/kg	
			OU4-4625RP-(50,310)	2/13/2001	29.7 J	mg/kg	
			OU4-4625RP-(70,250)	2/13/2001	6.81 J	mg/kg	
			OU4-4625RP-(70,290)	2/13/2001	7.78 J	mg/kg	
			OU4-4625RP-(70,310)	2/13/2001	4.07 J	mg/kg	
			OU4-4625RP-(90,270)	2/13/2001	15.4 J	mg/kg	
			OU4-4625RP-(90,290)	2/13/2001	10.5 J	mg/kg	
			OU4-4625RP-2-SB(1)	2/13/2001	3.84 J	mg/kg	
			OU4-4625RP-3-SB(1)	2/13/2001	12.8 J	mg/kg	
			OU4-4625RP-4-SB(1)	2/13/2001	7.33 J	mg/kg	
			OU4-4625RP-DUP01	2/13/2001	6.32 J	mg/kg	OU4-4625RP-(130,290)
CSA	**4**	**4625 Sedgwick Street**					
			OU5-CSA-4-4625SegS-(100,40)	12/6/2001	3.8	mg/kg	
			OU5-CSA-4-4625SegS-(100,60)	12/6/2001	8.1	mg/kg	
			OU5-CSA-4-4625SegS-(20,20)	12/6/2001	3.3	mg/kg	
			OU5-CSA-4-4625SegS-(20,40)	12/6/2001	2.4 J	mg/kg	
			OU5-CSA-4-4625SegS-(20,60)	12/6/2001	2 J	mg/kg	
			OU5-CSA-4-4625SegS-(40,0)	12/6/2001	2.8 J	mg/kg	

Area	Group	Address	Sample ID	Sample Date	Result \1	Units	Duplicate Match
			OU5-CSA-4-4625SegS-(40,20)	12/6/2001	3.2	mg/kg	
			OU5-CSA-4-4625SegS-(40,40)	12/6/2001	2.2 J	mg/kg	
			OU5-CSA-4-4625SegS-(40,60)	12/6/2001	2.8	mg/kg	
			OU5-CSA-4-4625SegS-(60,20)	12/6/2001	3	mg/kg	
			OU5-CSA-4-4625SegS-(60,40)	12/6/2001	2.7	mg/kg	
			OU5-CSA-4-4625SegS-(60,60)	12/6/2001	1.9 J	mg/kg	
			OU5-CSA-4-4625SegS-(60,80)	12/6/2001	3.8	mg/kg	
			OU5-CSA-4-4625SegS-(80,20)	12/6/2001	5.5	mg/kg	
			OU5-CSA-4-4625SegS-(80,40)	12/6/2001	27.9	mg/kg	
			OU5-CSA-4-4625SegS-(80,60)	12/6/2001	3.3	mg/kg	
			OU5-CSA-4-4625SegS-(80,80)	12/6/2001	2.7	mg/kg	
			OU5-CSA-4-4625SegS-DUP01	12/6/2001	2.6	mg/kg	OU5-CSA-4-4625SegS-(20,40)
			OU5-CSA-4-4625SegS-SB1	12/3/2001	5.5	mg/kg	
OU4	***OU4***	***4629 Rockwood Parkway***					
			OU4-4629RP-(10,190)	2/12/2001	6.9 J	mg/kg	
			OU4-4629RP-(10,210)	2/12/2001	4.74 J	mg/kg	
			OU4-4629RP-(10,230)	2/12/2001	5.08 J	mg/kg	
			OU4-4629RP-(110,190)	2/12/2001	10.7 J	mg/kg	
			OU4-4629RP-(110,210)	2/12/2001	7.86 J	mg/kg	
			OU4-4629RP-(110,230)	2/12/2001	5.76 J	mg/kg	
			OU4-4629RP-(130,190)	2/12/2001	6.93 J	mg/kg	
			OU4-4629RP-(130,210)	2/12/2001	7.37 J	mg/kg	
			OU4-4629RP-(130,230)	2/12/2001	6.52 J	mg/kg	
			OU4-4629RP-(170,190)	2/13/2001	10.6 J	mg/kg	
			OU4-4629RP-(30,190)	2/12/2001	5.03 J	mg/kg	
			OU4-4629RP-(30,210)	2/12/2001	7.24 J	mg/kg	
			OU4-4629RP-(30,230)	2/12/2001	5.31 J	mg/kg	
			OU4-4629RP-(50,190)	2/12/2001	5.42 J	mg/kg	
			OU4-4629RP-(50,210)	2/12/2001	5.61 J	mg/kg	
			OU4-4629RP-(50,230)	2/12/2001	5.94 J	mg/kg	
			OU4-4629RP-(70,190)	2/12/2001	5.58 J	mg/kg	
			OU4-4629RP-(70,230)	2/12/2001	6.9 J	mg/kg	
			OU4-4629RP-(90,190)	2/12/2001	7.52 J	mg/kg	
			OU4-4629RP-(90,210)	2/12/2001	8.66 J	mg/kg	
			OU4-4629RP-DUP01	2/13/2001	8.74 J	mg/kg	OU4-4629RP-(110,190)
OU4	***OU4***	***4633 Rockwood Parkway***					
			OU4-4633RP-(10,150)	2/13/2001	7.02	mg/kg	
			OU4-4633RP-(10,170)	2/13/2001	9.8	mg/kg	

Area	Group	Address	Sample ID	Sample Date	Result \1	Units	Duplicate Match
			OU4-4633RP-(10,190)	2/13/2001	7.65	mg/kg	
			OU4-4633RP-(110,130)	2/13/2001	5.37	mg/kg	
			OU4-4633RP-(110,150)	2/13/2001	5.98	mg/kg	
			OU4-4633RP-(110,170)	2/13/2001	4.04	mg/kg	
			OU4-4633RP-(130,130)	2/13/2001	7.89 J	mg/kg	
			OU4-4633RP-(130,150)	2/13/2001	5.83 J	mg/kg	
			OU4-4633RP-(130,170)	2/13/2001	6.09 J	mg/kg	
			OU4-4633RP-(150,130)	2/13/2001	9.31 J	mg/kg	
			OU4-4633RP-(150,150)	2/13/2001	11.9 J	mg/kg	
			OU4-4633RP-(150,170)	2/13/2001	4.52 J	mg/kg	
			OU4-4633RP-(170,130)	2/13/2001	8.43	mg/kg	
			OU4-4633RP-(170,150)	2/13/2001	7.85	mg/kg	
			OU4-4633RP-(170,170)	2/13/2001	26.6 J	mg/kg	
			OU4-4633RP-(190,130)	2/13/2001	27.4	mg/kg	
			OU4-4633RP-(30,130)	2/13/2001	4.77	mg/kg	
			OU4-4633RP-(30,150)	2/13/2001	5.09	mg/kg	
			OU4-4633RP-(30,170)	2/13/2001	6.27	mg/kg	
			OU4-4633RP-(50,130)	2/13/2001	11.2	mg/kg	
			OU4-4633RP-(50,150)	2/13/2001	6.77	mg/kg	
			OU4-4633RP-(50,170)	2/13/2001	10.6	mg/kg	
			OU4-4633RP-(70,130)	2/13/2001	6.09	mg/kg	
			OU4-4633RP-(70,150)	2/13/2001	32.9	mg/kg	
			OU4-4633RP-(70,170)	2/13/2001	5.67 J	mg/kg	
			OU4-4633RP-(90,170)	2/13/2001	11.1 J	mg/kg	
			OU4-4633RP-1-SB(1)	2/13/2001	4.81	mg/kg	
			OU4-4633RP-3-SB(1)	2/13/2001	7.74	mg/kg	
			OU4-4633RP-4-SB(1)	2/13/2001	6.56	mg/kg	
			OU4-4633RP-DUP01	2/13/2001	4.56 J	mg/kg	
OU4	**OU4**	**4637 Rockwood Parkway**					
			OU4-4637RP-(10,110)	2/14/2001	11.9	mg/kg	
			OU4-4637RP-(10,130)	2/14/2001	3.7	mg/kg	
			OU4-4637RP-(10,90)	2/14/2001	7.95 J	mg/kg	
			OU4-4637RP-(110,110)	2/14/2001	8.65 J	mg/kg	
			OU4-4637RP-(110,70)	2/14/2001	10.8	mg/kg	
			OU4-4637RP-(110,90)	2/14/2001	7.5	mg/kg	
			OU4-4637RP-(130,110)	2/14/2001	9.17	mg/kg	
			OU4-4637RP-(130,130)	2/14/2001	16	mg/kg	
			OU4-4637RP-(130,70)	2/14/2001	65.9 J	mg/kg	
			OU4-4637RP-(130,90)	2/14/2001	16.1	mg/kg	

Area	Group	Address	Sample ID	Sample Date	Result \1	Units	Duplicate Match
			OU4-4637RP-(150,110)	2/14/2001	8.78	mg/kg	
			OU4-4637RP-(150,70)	2/14/2001	9.49	mg/kg	
			OU4-4637RP-(150,90)	2/14/2001	48 J	mg/kg	
			OU4-4637RP-(170,110)	2/14/2001	14.3	mg/kg	
			OU4-4637RP-(170,70)	2/14/2001	14.6	mg/kg	
			OU4-4637RP-(170,90)	2/14/2001	17.7	mg/kg	
			OU4-4637RP-(190,110)	2/14/2001	35.3	mg/kg	
			OU4-4637RP-(190,70)	2/14/2001	33.5	mg/kg	
			OU4-4637RP-(190,90)	2/14/2001	15.6	mg/kg	
			OU4-4637RP-(30,110)	2/14/2001	6.66	mg/kg	
			OU4-4637RP-(30,130)	2/14/2001	10.2	mg/kg	
			OU4-4637RP-(30,90)	2/14/2001	280	mg/kg	
			OU4-4637RP-(50,70)	2/14/2001	10.6 J	mg/kg	
			OU4-4637RP-(70,70)	2/14/2001	6.84 J	mg/kg	
			OU4-4637RP-(90,70)	2/14/2001	81.1	mg/kg	
			OU4-4637RP-DUP01	2/14/2001	16.4	mg/kg	OU4-4637RP-(190,90)
OU4	OU4	4641 Rockwood Parkway					
			OU4-4641RP-(10,10)	2/14/2001	5.43	mg/kg	
			OU4-4641RP-(10,30)	2/14/2001	5.33	mg/kg	
			OU4-4641RP-(10,50)	2/14/2001	4.24	mg/kg	
			OU4-4641RP-(10,70)	2/14/2001	10.2	mg/kg	
			OU4-4641RP-(110,10)	2/14/2001	21.4	mg/kg	
			OU4-4641RP-(110,30)	2/14/2001	18.4	mg/kg	
			OU4-4641RP-(110,50)	2/14/2001	8.75	mg/kg	
			OU4-4641RP-(110,70)	2/14/2001	21.7	mg/kg	
			OU4-4641RP-(130,10)	2/14/2001	11.1	mg/kg	
			OU4-4641RP-(130,30)	2/14/2001	4.88	mg/kg	
			OU4-4641RP-(130,50)	2/14/2001	17.3	mg/kg	
			OU4-4641RP-(130,70)	2/14/2001	20	mg/kg	
			OU4-4641RP-(150,10)	2/14/2001	11.6	mg/kg	
			OU4-4641RP-(150,30)	2/14/2001	23.9	mg/kg	
			OU4-4641RP-(150,50)	2/14/2001	14	mg/kg	
			OU4-4641RP-(150,70)	2/14/2001	9.52	mg/kg	
			OU4-4641RP-(170,10)	2/14/2001	20.9	mg/kg	
			OU4-4641RP-(170,30)	2/14/2001	22.9	mg/kg	
			OU4-4641RP-(170,50)	2/14/2001	11.9	mg/kg	
			OU4-4641RP-(170,70)	2/14/2001	7.17	mg/kg	
			OU4-4641RP-(190,10)	2/14/2001	54.3	mg/kg	
			OU4-4641RP-(190,30)	2/14/2001	169	mg/kg	

Area	Group	Address	Sample ID	Sample Date	Result \1	Units	Duplicate Match
			OU4-4641RP-(190,50)	2/14/2001	48.2	mg/kg	
			OU4-4641RP-(190,70)	2/14/2001	11.7	mg/kg	
			OU4-4641RP-(210,10)	2/14/2001	27.3	mg/kg	
			OU4-4641RP-(210,30)	2/14/2001	164	mg/kg	
			OU4-4641RP-(210,50)	2/14/2001	154	mg/kg	
			OU4-4641RP-(210,70)	2/14/2001	45.7	mg/kg	
			OU4-4641RP-(30,10)	2/14/2001	3.47	mg/kg	
			OU4-4641RP-(30,30)	2/14/2001	4.72	mg/kg	
			OU4-4641RP-(30,50)	2/14/2001	4.6	mg/kg	
			OU4-4641RP-(30,70)	2/14/2001	6.57	mg/kg	
			OU4-4641RP-(50,10)	2/14/2001	6.31	mg/kg	
			OU4-4641RP-(50,70)	2/14/2001	6.38	mg/kg	
			OU4-4641RP-(70,10)	2/14/2001	8.16	mg/kg	
			OU4-4641RP-(70,30)	2/14/2001	18.6	mg/kg	
			OU4-4641RP-(70,50)	2/14/2001	10.6	mg/kg	
			OU4-4641RP-(70,70)	2/14/2001	4.69	mg/kg	
			OU4-4641RP-(90,10)	2/14/2001	7.47	mg/kg	
			OU4-4641RP-(90,30)	2/14/2001	9.96	mg/kg	
			OU4-4641RP-(90,70)	2/14/2001	26.7	mg/kg	
			OU4-4641RP-DUP01	2/14/2001	172	mg/kg	OU4-4641RP-(210,30)
			OU4-4641RP-DUP02	2/14/2001	14.3	mg/kg	OU4-4641RP-(90,30)
CSA	**5**	**4647 Massachusetts Avenue**					
			OU5-CSA-5-4647MA-(100,200)	11/9/2001	26.5	mg/kg	
			OU5-CSA-5-4647MA-(140,180)	11/9/2001	4.5	mg/kg	
			OU5-CSA-5-4647MA-(140,200)	11/9/2001	3.1	mg/kg	
			OU5-CSA-5-4647MA-(160,140)	11/9/2001	7.5	mg/kg	
			OU5-CSA-5-4647MA-(160,160)	11/9/2001	6.6	mg/kg	
			OU5-CSA-5-4647MA-(160,180)	11/9/2001	3.7	mg/kg	
			OU5-CSA-5-4647MA-(160,200)	11/9/2001	3.3	mg/kg	
			OU5-CSA-5-4647MA-(180,100)	11/9/2001	5.8	mg/kg	
			OU5-CSA-5-4647MA-(180,120)	11/9/2001	3.8	mg/kg	
			OU5-CSA-5-4647MA-(180,160)	11/9/2001	6.1	mg/kg	
			OU5-CSA-5-4647MA-(180,180)	11/9/2001	4.3	mg/kg	
			OU5-CSA-5-4647MA-(180,200)	11/9/2001	4.6	mg/kg	
			OU5-CSA-5-4647MA-(200,120)	11/9/2001	3.5	mg/kg	
			OU5-CSA-5-4647MA-(200,160)	11/9/2001	9.2	mg/kg	
			OU5-CSA-5-4647MA-(200,60)	11/9/2001	26.2	mg/kg	
			OU5-CSA-5-4647MA-(200,80)	11/9/2001	19.1	mg/kg	
			OU5-CSA-5-4647MA-(220,100)	11/9/2001	13.2	mg/kg	

Area	Group	Address	Sample ID	Sample Date	Result \1	Units	Duplicate Match
			OU5-CSA-5-4647MA-(220,120)	11/9/2001	11.8	mg/kg	
			OU5-CSA-5-4647MA-(220,60)	11/9/2001	13.8	mg/kg	
			OU5-CSA-5-4647MA-(220,80)	11/9/2001	11.2	mg/kg	
			OU5-CSA-5-4647MA-(240,80)	11/9/2001	15.8	mg/kg	
			OU5-CSA-5-4647MA-DUP01	11/9/2001	5.3	mg/kg	OU5-CSA-5-4647MA-(180,200)
			OU5-CSA-5-4647MA-SB1	11/7/2001	7	mg/kg	
CSA	5	4651 Massachusetts Avenue					
			OU5-CSA-5-4651MA-(100,160)	10/30/2001	8.1	mg/kg	
			OU5-CSA-5-4651MA-(100,180)	10/30/2001	6.3	mg/kg	
			OU5-CSA-5-4651MA-(120,120)	10/30/2001	3.9	mg/kg	
			OU5-CSA-5-4651MA-(120,140)	10/30/2001	4.5	mg/kg	
			OU5-CSA-5-4651MA-(120,180)	10/30/2001	6.3	mg/kg	
			OU5-CSA-5-4651MA-(140,100)	10/30/2001	23.2	mg/kg	
			OU5-CSA-5-4651MA-(140,120)	10/30/2001	48.3	mg/kg	
			OU5-CSA-5-4651MA-(140,140)	10/30/2001	3.4	mg/kg	
			OU5-CSA-5-4651MA-(140,160)	10/30/2001	3 J	mg/kg	
			OU5-CSA-5-4651MA-(140,80)	10/30/2001	9.6	mg/kg	
			OU5-CSA-5-4651MA-(160,100)	10/30/2001	3.9	mg/kg	
			OU5-CSA-5-4651MA-(160,120)	10/30/2001	2.3	mg/kg	
			OU5-CSA-5-4651MA-(160,40)	10/30/2001	15.8	mg/kg	
			OU5-CSA-5-4651MA-(160,60)	10/30/2001	56.3	mg/kg	
			OU5-CSA-5-4651MA-(160,80)	10/30/2001	11.3	mg/kg	
			OU5-CSA-5-4651MA-(180,40)	10/30/2001	11.2	mg/kg	
			OU5-CSA-5-4651MA-(180,60)	10/30/2001	153	mg/kg	
			OU5-CSA-5-4651MA-(180,80)	10/30/2001	125	mg/kg	
			OU5-CSA-5-4651MA-(200,40)	10/30/2001	9.7	mg/kg	
			OU5-CSA-5-4651MA-(200,60)	10/30/2001	21	mg/kg	
			OU5-CSA-5-4651MA-DUP01	10/30/2001	120	mg/kg	OU5-CSA-5-4651MA-(180,80)
			OU5-CSA-5-4651MA-SB1	10/29/2001	91.1 J	mg/kg	
			OU5-CSA-5-4651MA-SB2	10/29/2001	5.9 J	mg/kg	
			OU5-CSA-5-4651MA-SB3	10/29/2001	3.2 J	mg/kg	
			OU5-CSA-5-4651MA-SB4	10/29/2001	3.2 J	mg/kg	
			OU5-CSA-5-4651MA-SB5	10/29/2001	3.4 J	mg/kg	
			OU5-CSA-5-4651MA-SB6	10/29/2001	2.8 J	mg/kg	
CSA	5	4655 Massachusetts Avenue					
			OU5-CSA-5-4655MA (Crawlspace 1)	10/19/2001	5.6	mg/kg	
			OU5-CSA-5-4655MA (Crawlspace 2)	5/22/2002	2.1	mg/kg	
			OU5-CSA-5-4655MA-(100,100)	10/19/2001	3.5	mg/kg	

Area	Group	Address	Sample ID	Sample Date	Result \1	Units	Duplicate Match
			OU5-CSA-5-4655MA-(100,120)	10/19/2001	3.3	mg/kg	
			OU5-CSA-5-4655MA-(100,140)	10/19/2001	2.9	mg/kg	
			OU5-CSA-5-4655MA-(100,160)	10/19/2001	6.4	mg/kg	
			OU5-CSA-5-4655MA-(100,80)	10/19/2001	4.4	mg/kg	
			OU5-CSA-5-4655MA-(120,120)	10/19/2001	3.2	mg/kg	
			OU5-CSA-5-4655MA-(120,140)	10/19/2001	2.9	mg/kg	
			OU5-CSA-5-4655MA-(120,160)	10/19/2001	2 J	mg/kg	
			OU5-CSA-5-4655MA-(20,20)	10/19/2001	3.2	mg/kg	
			OU5-CSA-5-4655MA-(20,40)	10/19/2001	10.2	mg/kg	
			OU5-CSA-5-4655MA-(20,60)	10/19/2001	37.7	mg/kg	
			OU5-CSA-5-4655MA-(40,100)	10/19/2001	290	mg/kg	
			OU5-CSA-5-4655MA-(40,20)	10/19/2001	3.9	mg/kg	
			OU5-CSA-5-4655MA-(40,40)	10/19/2001	10.3	mg/kg	
			OU5-CSA-5-4655MA-(40,60)	10/19/2001	6.3	mg/kg	
			OU5-CSA-5-4655MA-(40,80)	10/19/2001	195	mg/kg	
			OU5-CSA-5-4655MA-(60,100)	10/19/2001	4.2	mg/kg	
			OU5-CSA-5-4655MA-(60,120)	10/19/2001	13	mg/kg	
			OU5-CSA-5-4655MA-(60,20)	10/19/2001	4.1	mg/kg	
			OU5-CSA-5-4655MA-(60,40)	10/19/2001	5.7	mg/kg	
			OU5-CSA-5-4655MA-(60,60)	10/19/2001	4.3	mg/kg	
			OU5-CSA-5-4655MA-(80,100)	10/19/2001	73	mg/kg	
			OU5-CSA-5-4655MA-(80,120)	10/19/2001	56.3	mg/kg	
			OU5-CSA-5-4655MA-(80,140)	10/19/2001	60.2	mg/kg	
			OU5-CSA-5-4655MA-(80,160)	10/19/2001	27.1	mg/kg	
			OU5-CSA-5-4655MA-(80,40)	10/19/2001	5	mg/kg	
			OU5-CSA-5-4655MA-(80,60)	10/19/2001	63.3	mg/kg	
			OU5-CSA-5-4655MA-(80,80)	10/19/2001	85.5	mg/kg	
			OU5-CSA-5-4655MA-DUP01	10/19/2001	3.2	mg/kg	OU5-CSA-5-4655MA-(100,140)
			OU5-CSA-5-4655MA-SB1	10/29/2001	2.7	mg/kg	
CSA	10	4708 Sedgwick Street					
			OU5-CSA-10-4708SegS-(0,20)	11/30/2001	9.4	mg/kg	
			OU5-CSA-10-4708SegS-(0,40)	11/30/2001	7.2	mg/kg	
			OU5-CSA-10-4708SegS-(0,60)	11/30/2001	1.8 J	mg/kg	
			OU5-CSA-10-4708SegS-(100,40)	11/30/2001	5.3	mg/kg	
			OU5-CSA-10-4708SegS-(100,60)	11/30/2001	12.3	mg/kg	
			OU5-CSA-10-4708SegS-(20,20)	11/30/2001	6	mg/kg	
			OU5-CSA-10-4708SegS-(20,40)	11/30/2001	4	mg/kg	
			OU5-CSA-10-4708SegS-(20,60)	11/30/2001	6.2	mg/kg	
			OU5-CSA-10-4708SegS-(40,20)	11/30/2001	23.5	mg/kg	

Area	Group	Address	Sample ID	Sample Date	Result \1	Units	Duplicate Match
			OU5-CSA-10-4708SegS-(40,40)	11/30/2001	6.6	mg/kg	
			OU5-CSA-10-4708SegS-(40,60)	11/30/2001	4	mg/kg	
			OU5-CSA-10-4708SegS-(40,80)	11/30/2001	2 J	mg/kg	
			OU5-CSA-10-4708SegS-(60,40)	11/30/2001	4.3	mg/kg	
			OU5-CSA-10-4708SegS-(60,60)	11/30/2001	7.1	mg/kg	
			OU5-CSA-10-4708SegS-(60,80)	11/30/2001	5	mg/kg	
			OU5-CSA-10-4708SegS-(80,60)	11/30/2001	6	mg/kg	
			OU5-CSA-10-4708SegS-(80,80)	11/30/2001	2.3 J	mg/kg	
			OU5-CSA-10-4708SegS-DUP01	11/30/2001	6.3	mg/kg	OU5-CSA-10-4708SegS-(20,60)
			OU5-CSA-10-4708SegS-SB1	11/26/2001	1.8 J	mg/kg	
OU4	***OU4***	***4710 Quebec Street***					
			OU4-4710QS-(10,70)	2/2/2001	12.5	mg/kg	
			OU4-4710QS-(10,90)	2/2/2001	41.5	mg/kg	
			OU4-4710QS-(110,110)	2/2/2001	25.3	mg/kg	
			OU4-4710QS-(110,130)	2/2/2001	12.5	mg/kg	
			OU4-4710QS-(110,50)	2/2/2001	42.7	mg/kg	
			OU4-4710QS-(110,70)	2/2/2001	49.4	mg/kg	
			OU4-4710QS-(110,90)	2/2/2001	27.2	mg/kg	
			OU4-4710QS-(130,110)	2/2/2001	20.8	mg/kg	
			OU4-4710QS-(130,70)	2/2/2001	17.2	mg/kg	
			OU4-4710QS-(130,90)	2/2/2001	3.52	mg/kg	
			OU4-4710QS-(150,90)	2/2/2001	5.7	mg/kg	
			OU4-4710QS-(30,110)	2/2/2001	6.82	mg/kg	
			OU4-4710QS-(30,50)	2/2/2001	6.97	mg/kg	
			OU4-4710QS-(30,70)	2/2/2001	38.6	mg/kg	
			OU4-4710QS-(30,90)	2/2/2001	39.1	mg/kg	
			OU4-4710QS-(50,110)	2/2/2001	19.6	mg/kg	
			OU4-4710QS-(50,130)	2/2/2001	6.16	mg/kg	
			OU4-4710QS-(50,30)	2/2/2001	9.74	mg/kg	
			OU4-4710QS-(50,50)	2/2/2001	6.58	mg/kg	
			OU4-4710QS-(50,70)	2/2/2001	30.8	mg/kg	
			OU4-4710QS-(50,90)	2/2/2001	30.7	mg/kg	
			OU4-4710QS-(70,10)	2/2/2001	8.03	mg/kg	
			OU4-4710QS-(70,110)	2/2/2001	20	mg/kg	
			OU4-4710QS-(70,130)	2/2/2001	7.98	mg/kg	
			OU4-4710QS-(70,150)	2/2/2001	3.52	mg/kg	
			OU4-4710QS-(70,30)	2/2/2001	7.46	mg/kg	
			OU4-4710QS-(70,50)	2/2/2001	56.3	mg/kg	
			OU4-4710QS-(70,70)	2/2/2001	15.9	mg/kg	

Area	Group	Address	Sample ID	Sample Date	Result \1	Units	Duplicate Match
			OU4-4710QS-(90,110)	2/2/2001	35.1	mg/kg	
			OU4-4710QS-(90,130)	2/2/2001	5.38	mg/kg	
			OU4-4710QS-(90,150)	2/2/2001	17.2	mg/kg	
			OU4-4710QS-(90,30)	2/2/2001	10.6	mg/kg	
			OU4-4710QS-(90,50)	2/2/2001	5.13	mg/kg	
			OU4-4710QS-(90,90)	2/2/2001	10.4	mg/kg	
			OU4-4710QS-DUP01	2/2/2001	21.3	mg/kg	OU4-4710QS-(130,70)
			OU4-4710QS-DUP02	2/2/2001	22	mg/kg	OU4-4710QS-(110,110)
OU4	OU4	4710 Woodway Lane					
			OU4-4710WL-(-10,110)	2/12/2001	4.97	mg/kg	
			OU4-4710WL-(-10,130)	2/9/2001	17.8	mg/kg	
			OU4-4710WL-(10,110)	2/12/2001	8.43 J	mg/kg	
			OU4-4710WL-(10,150)	2/7/2001	4.15	mg/kg	
			OU4-4710WL-(10,90)	2/12/2001	8.64	mg/kg	
			OU4-4710WL-(110,110)	2/7/2001	5.43	mg/kg	
			OU4-4710WL-(110,130)	2/7/2001	5.16	mg/kg	
			OU4-4710WL-(110,150)	2/7/2001	4.85 J	mg/kg	
			OU4-4710WL-(110,170)	2/7/2001	4.32	mg/kg	
			OU4-4710WL-(110,190)	2/8/2001	6.58	mg/kg	
			OU4-4710WL-(110,210)	2/8/2001	3.17	mg/kg	
			OU4-4710WL-(110,230)	2/8/2001	3.49	mg/kg	
			OU4-4710WL-(110,250)	2/8/2001	4.36	mg/kg	
			OU4-4710WL-(110,70)	2/7/2001	6.9	mg/kg	
			OU4-4710WL-(110,90)	2/7/2001	7.85	mg/kg	
			OU4-4710WL-(130,-10)	2/9/2001	5.51	mg/kg	
			OU4-4710WL-(130,-30)	2/12/2001	6	mg/kg	
			OU4-4710WL-(130,110)	2/7/2001	4.85 J	mg/kg	
			OU4-4710WL-(130,130)	2/7/2001	4.93	mg/kg	
			OU4-4710WL-(130,150)	2/7/2001	6.91 J	mg/kg	
			OU4-4710WL-(130,170)	2/8/2001	3.37	mg/kg	
			OU4-4710WL-(130,190)	2/8/2001	3.79	mg/kg	
			OU4-4710WL-(130,210)	2/8/2001	3.44	mg/kg	
			OU4-4710WL-(130,230)	2/8/2001	3.08	mg/kg	
			OU4-4710WL-(130,250)	2/8/2001	4.92	mg/kg	
			OU4-4710WL-(130,270)	2/9/2001	3.24 J	mg/kg	
			OU4-4710WL-(130,50)	2/7/2001	5.51	mg/kg	
			OU4-4710WL-(130,70)	2/7/2001	27.6 J	mg/kg	
			OU4-4710WL-(130,90)	2/7/2001	6.59	mg/kg	
			OU4-4710WL-(150,-10)	2/9/2001	8.13	mg/kg	

Area	Group	Address	Sample ID	Sample Date	Result \1	Units	Duplicate Match
			OU4-4710WL-(150,-30)	2/9/2001	6.43	mg/kg	
			OU4-4710WL-(150,10)	2/7/2001	3.42	mg/kg	
			OU4-4710WL-(150,110)	2/7/2001	7.74 J	mg/kg	
			OU4-4710WL-(150,130)	2/7/2001	4.25	mg/kg	
			OU4-4710WL-(150,150)	2/8/2001	4.75	mg/kg	
			OU4-4710WL-(150,170)	2/8/2001	5.91	mg/kg	
			OU4-4710WL-(150,190)	2/8/2001	4.95	mg/kg	
			OU4-4710WL-(150,210)	2/8/2001	5.65	mg/kg	
			OU4-4710WL-(150,230)	2/8/2001	4.53	mg/kg	
			OU4-4710WL-(150,250)	2/9/2001	4.17 J	mg/kg	
			OU4-4710WL-(150,270)	2/9/2001	2.99 J	mg/kg	
			OU4-4710WL-(150,290)	2/9/2001	3.06 J	mg/kg	
			OU4-4710WL-(150,30)	2/7/2001	10.6	mg/kg	
			OU4-4710WL-(150,50)	2/7/2001	22.3	mg/kg	
			OU4-4710WL-(150,70)	2/7/2001	8.36	mg/kg	
			OU4-4710WL-(150,90)	2/7/2001	33.7	mg/kg	
			OU4-4710WL-(170,-10)	2/7/2001	6.6	mg/kg	
			OU4-4710WL-(170,-30)	2/9/2001	3.97	mg/kg	
			OU4-4710WL-(170,10)	2/7/2001	3.87	mg/kg	
			OU4-4710WL-(170,110)	2/7/2001	5.7	mg/kg	
			OU4-4710WL-(170,130)	2/8/2001	5.52	mg/kg	
			OU4-4710WL-(170,150)	2/8/2001	5.07	mg/kg	
			OU4-4710WL-(170,170)	2/8/2001	7.3	mg/kg	
			OU4-4710WL-(170,190)	2/8/2001	5.4	mg/kg	
			OU4-4710WL-(170,210)	2/8/2001	4.01	mg/kg	
			OU4-4710WL-(170,230)	2/9/2001	3.22 J	mg/kg	
			OU4-4710WL-(170,250)	2/9/2001	3.21 J	mg/kg	
			OU4-4710WL-(170,270)	2/9/2001	3.15 J	mg/kg	
			OU4-4710WL-(170,290)	2/12/2001	5.9	mg/kg	
			OU4-4710WL-(170,30)	2/7/2001	8.36	mg/kg	
			OU4-4710WL-(170,310)	2/12/2001	13.3	mg/kg	
			OU4-4710WL-(170,50)	2/7/2001	4.98	mg/kg	
			OU4-4710WL-(170,70)	2/7/2001	5.6	mg/kg	
			OU4-4710WL-(170,90)	2/7/2001	60.6 J	mg/kg	
			OU4-4710WL-(190,10)	2/7/2001	6.63	mg/kg	
			OU4-4710WL-(190,110)	2/8/2001	6.41	mg/kg	
			OU4-4710WL-(190,130)	2/8/2001	4.62	mg/kg	
			OU4-4710WL-(190,150)	2/8/2001	5.24	mg/kg	
			OU4-4710WL-(190,170)	2/8/2001	4.95	mg/kg	

Area	Group	Address	Sample ID	Sample Date	Result \1	Units	Duplicate Match
			OU4-4710WL-(190,190)	2/8/2001	3.59	mg/kg	
			OU4-4710WL-(190,210)	2/9/2001	4.57 J	mg/kg	
			OU4-4710WL-(190,230)	2/9/2001	3.38	mg/kg	
			OU4-4710WL-(190,250)	2/9/2001	10.7 J	mg/kg	
			OU4-4710WL-(190,270)	2/12/2001	11.7	mg/kg	
			OU4-4710WL-(190,290)	2/12/2001	4.39	mg/kg	
			OU4-4710WL-(190,30)	2/7/2001	4.91	mg/kg	
			OU4-4710WL-(190,310)	2/12/2001	3.82	mg/kg	
			OU4-4710WL-(190,330)	2/12/2001	20.1 J	mg/kg	
			OU4-4710WL-(190,50)	2/7/2001	6.95 J	mg/kg	
			OU4-4710WL-(190,70)	2/7/2001	4.56	mg/kg	
			OU4-4710WL-(190,90)	2/7/2001	38.2	mg/kg	
			OU4-4710WL-(210,110)	2/8/2001	6.36	mg/kg	
			OU4-4710WL-(210,130)	2/8/2001	4.78	mg/kg	
			OU4-4710WL-(210,150)	2/9/2001	4.51 J	mg/kg	
			OU4-4710WL-(210,170)	2/9/2001	5.29 J	mg/kg	
			OU4-4710WL-(210,190)	2/9/2001	5.29 J	mg/kg	
			OU4-4710WL-(210,210)	2/9/2001	5.09 J	mg/kg	
			OU4-4710WL-(210,230)	2/9/2001	2.49 J	mg/kg	
			OU4-4710WL-(210,250)	2/12/2001	4.46	mg/kg	
			OU4-4710WL-(210,270)	2/12/2001	5.68	mg/kg	
			OU4-4710WL-(210,290)	2/12/2001	5.26	mg/kg	
			OU4-4710WL-(210,30)	2/7/2001	4.78	mg/kg	
			OU4-4710WL-(210,310)	2/12/2001	2.78 J	mg/kg	
			OU4-4710WL-(210,50)	2/7/2001	5.52	mg/kg	
			OU4-4710WL-(210,70)	2/7/2001	5.53	mg/kg	
			OU4-4710WL-(210,90)	2/8/2001	5.31	mg/kg	
			OU4-4710WL-(230,110)	2/8/2001	5.71	mg/kg	
			OU4-4710WL-(230,130)	2/9/2001	5.3 J	mg/kg	
			OU4-4710WL-(230,150)	2/9/2001	5.31 J	mg/kg	
			OU4-4710WL-(230,170)	2/9/2001	5.84 J	mg/kg	
			OU4-4710WL-(230,190)	2/9/2001	2.97 J	mg/kg	
			OU4-4710WL-(230,210)	2/9/2001	7.05 J	mg/kg	
			OU4-4710WL-(230,230)	2/12/2001	6.2	mg/kg	
			OU4-4710WL-(230,250)	2/12/2001	2.72	mg/kg	
			OU4-4710WL-(230,270)	2/12/2001	3.02	mg/kg	
			OU4-4710WL-(230,290)	2/12/2001	4.07 J	mg/kg	
			OU4-4710WL-(230,50)	2/7/2001	5.26	mg/kg	
			OU4-4710WL-(230,70)	2/8/2001	5.2	mg/kg	

Area	Group	Address	Sample ID	Sample Date	Result \1	Units	Duplicate Match
			OU4-4710WL-(230,90)	2/8/2001	5.61	mg/kg	
			OU4-4710WL-(250,110)	2/9/2001	4.76	mg/kg	
			OU4-4710WL-(250,130)	2/9/2001	5.16	mg/kg	
			OU4-4710WL-(250,150)	2/9/2001	5.83 J	mg/kg	
			OU4-4710WL-(250,170)	2/9/2001	4.98 J	mg/kg	
			OU4-4710WL-(250,190)	2/9/2001	3.18 J	mg/kg	
			OU4-4710WL-(250,210)	2/9/2001	5.44 J	mg/kg	
			OU4-4710WL-(250,230)	2/12/2001	4.53	mg/kg	
			OU4-4710WL-(250,250)	2/12/2001	2.49 J	mg/kg	
			OU4-4710WL-(250,70)	2/8/2001	9.49	mg/kg	
			OU4-4710WL-(250,90)	2/8/2001	6	mg/kg	
			OU4-4710WL-(270,110)	2/9/2001	5.22	mg/kg	
			OU4-4710WL-(270,130)	2/9/2001	5.3 J	mg/kg	
			OU4-4710WL-(270,150)	2/9/2001	7.12 J	mg/kg	
			OU4-4710WL-(270,170)	2/9/2001	4.91 J	mg/kg	
			OU4-4710WL-(270,190)	2/9/2001	3.5	mg/kg	
			OU4-4710WL-(270,210)	2/9/2001	8.55 J	mg/kg	
			OU4-4710WL-(270,230)	2/12/2001	6.19	mg/kg	
			OU4-4710WL-(270,70)	2/8/2001	4.73	mg/kg	
			OU4-4710WL-(270,90)	2/9/2001	4.69 J	mg/kg	
			OU4-4710WL-(290,110)	2/9/2001	5.77 J	mg/kg	
			OU4-4710WL-(290,130)	2/9/2001	5.32 J	mg/kg	
			OU4-4710WL-(290,150)	2/9/2001	4.29 J	mg/kg	
			OU4-4710WL-(290,170)	2/9/2001	2.99	mg/kg	
			OU4-4710WL-(290,190)	2/9/2001	4.84	mg/kg	
			OU4-4710WL-(290,210)	2/9/2001	4.89 J	mg/kg	
			OU4-4710WL-(290,90)	2/9/2001	5.73 J	mg/kg	
			OU4-4710WL-(30,110)	2/9/2001	7.16 J	mg/kg	
			OU4-4710WL-(30,130)	2/7/2001	16.1	mg/kg	
			OU4-4710WL-(30,150)	2/7/2001	13.3	mg/kg	
			OU4-4710WL-(30,170)	2/7/2001	4.29	mg/kg	
			OU4-4710WL-(30,70)	2/12/2001	3.37	mg/kg	
			OU4-4710WL-(30,90)	2/9/2001	13.5	mg/kg	
			OU4-4710WL-(310,110)	2/9/2001	4.43	mg/kg	
			OU4-4710WL-(310,130)	2/9/2001	5.94 J	mg/kg	
			OU4-4710WL-(310,150)	2/9/2001	5.18 J	mg/kg	
			OU4-4710WL-(310,170)	2/9/2001	5.06	mg/kg	
			OU4-4710WL-(330,130)	2/9/2001	4.53	mg/kg	
			OU4-4710WL-(330,150)	2/9/2001	4.1	mg/kg	

Area	Group	Address	Sample ID	Sample Date	Result \1	Units	Duplicate Match
			OU4-4710WL-(50,110)	2/7/2001	6.88	mg/kg	
			OU4-4710WL-(50,130)	2/7/2001	8.16	mg/kg	
			OU4-4710WL-(50,150)	2/7/2001	6.4	mg/kg	
			OU4-4710WL-(50,170)	2/7/2001	7.65 J	mg/kg	
			OU4-4710WL-(50,190)	2/7/2001	4 J	mg/kg	
			OU4-4710WL-(50,50)	2/12/2001	6.22	mg/kg	
			OU4-4710WL-(50,70)	2/9/2001	10.8	mg/kg	
			OU4-4710WL-(50,90)	2/9/2001	26.9	mg/kg	
			OU4-4710WL-(70,110)	2/7/2001	5.4	mg/kg	
			OU4-4710WL-(70,130)	2/7/2001	10.3	mg/kg	
			OU4-4710WL-(70,150)	2/7/2001	8.37 J	mg/kg	
			OU4-4710WL-(70,170)	2/7/2001	4.6 J	mg/kg	
			OU4-4710WL-(70,190)	2/7/2001	3.83 J	mg/kg	
			OU4-4710WL-(70,210)	2/7/2001	4.99 J	mg/kg	
			OU4-4710WL-(70,30)	2/12/2001	12.5	mg/kg	
			OU4-4710WL-(70,50)	2/9/2001	19.2 J	mg/kg	
			OU4-4710WL-(70,70)	2/9/2001	7.12	mg/kg	
			OU4-4710WL-(70,90)	2/7/2001	5.98	mg/kg	
			OU4-4710WL-(90,110)	2/7/2001	5.27	mg/kg	
			OU4-4710WL-(90,130)	2/7/2001	4.59 J	mg/kg	
			OU4-4710WL-(90,150)	2/7/2001	5.83	mg/kg	
			OU4-4710WL-(90,170)	2/7/2001	7.31 J	mg/kg	
			OU4-4710WL-(90,190)	2/7/2001	3.89 J	mg/kg	
			OU4-4710WL-(90,210)	2/8/2001	4.4	mg/kg	
			OU4-4710WL-(90,230)	2/8/2001	6.4	mg/kg	
			OU4-4710WL-(90,50)	2/12/2001	9.17	mg/kg	
			OU4-4710WL-(90,70)	2/7/2001	14.2	mg/kg	
			OU4-4710WL-(90,90)	2/7/2001	6.41	mg/kg	
			OU4-4710WL-DUP01	2/7/2001	6.27	mg/kg	OU4-4710WL-(190,50)
			OU4-4710WL-DUP02	2/8/2001	6.33	mg/kg	OU4-4710WL-(210,90)
			OU4-4710WL-DUP03	2/7/2001	10.5	mg/kg	OU4-4710WL-(70,130)
			OU4-4710WL-DUP04	2/8/2001	4.38	mg/kg	OU4-4710WL-(150,150)
			OU4-4710WL-DUP05	2/9/2001	4.98 J	mg/kg	OU4-4710WL-(270,170)
			OU4-4710WL-DUP06	2/9/2001	5.45 J	mg/kg	OU4-4710WL-(190,210)
			OU4-4710WL-DUP07	2/12/2001	4.16	mg/kg	OU4-4710WL-(210,250)
			OU4-4710WL-DUP08	2/9/2001	18.4 J	mg/kg	OU4-4710WL-(-10,130)
			OU4-4710WL-DUP09	2/12/2001	21.7 J	mg/kg	OU4-4710WL-(190,330)
CSA	**4**	**4715 Sedgwick Street**					
			OU5-CSA-4-4715SegS-(0,40)	12/17/2001	8.4	mg/kg	

Area	Group	Address	Sample ID	Sample Date	Result \1	Units	Duplicate Match
			OU5-CSA-4-4715SegS-(0,60)	12/17/2001	4.5	mg/kg	
			OU5-CSA-4-4715SegS-(100,100)	12/17/2001	8.1	mg/kg	
			OU5-CSA-4-4715SegS-(100,20)	12/17/2001	3.1	mg/kg	
			OU5-CSA-4-4715SegS-(100,40)	12/17/2001	7.4	mg/kg	
			OU5-CSA-4-4715SegS-(100,60)	12/17/2001	8.1	mg/kg	
			OU5-CSA-4-4715SegS-(100,80)	12/17/2001	15.9	mg/kg	
			OU5-CSA-4-4715SegS-(120,100)	12/17/2001	6.8	mg/kg	
			OU5-CSA-4-4715SegS-(120,40)	12/17/2001	7.8	mg/kg	
			OU5-CSA-4-4715SegS-(120,60)	12/17/2001	7.6	mg/kg	
			OU5-CSA-4-4715SegS-(120,80)	12/17/2001	9.5	mg/kg	
			OU5-CSA-4-4715SegS-(140,100)	12/17/2001	4.3 J	mg/kg	
			OU5-CSA-4-4715SegS-(140,40)	12/17/2001	3.2	mg/kg	
			OU5-CSA-4-4715SegS-(140,60)	12/17/2001	1.6 J	mg/kg	
			OU5-CSA-4-4715SegS-(140,80)	12/17/2001	8.4	mg/kg	
			OU5-CSA-4-4715SegS-(160,40)	12/17/2001	3.5 J	mg/kg	
			OU5-CSA-4-4715SegS-(160,60)	12/17/2001	5.5	mg/kg	
			OU5-CSA-4-4715SegS-(160,80)	12/17/2001	6.3	mg/kg	
			OU5-CSA-4-4715SegS-(20,0)	12/17/2001	6.3	mg/kg	
			OU5-CSA-4-4715SegS-(20,20)	12/17/2001	7.9	mg/kg	
			OU5-CSA-4-4715SegS-(20,40)	12/17/2001	17.8	mg/kg	
			OU5-CSA-4-4715SegS-(20,60)	12/17/2001	3.2	mg/kg	
			OU5-CSA-4-4715SegS-(40,0)	12/17/2001	5	mg/kg	
			OU5-CSA-4-4715SegS-(40,20)	12/17/2001	5.1	mg/kg	
			OU5-CSA-4-4715SegS-(40,40)	12/17/2001	5.6	mg/kg	
			OU5-CSA-4-4715SegS-(40,60)	12/17/2001	2.8 J	mg/kg	
			OU5-CSA-4-4715SegS-(40,80)	12/17/2001	2.6	mg/kg	
			OU5-CSA-4-4715SegS-(60,20)	12/17/2001	6.2	mg/kg	
			OU5-CSA-4-4715SegS-(60,60)	12/17/2001	36	mg/kg	
			OU5-CSA-4-4715SegS-(60,80)	12/17/2001	5.8	mg/kg	
			OU5-CSA-4-4715SegS-(80,20)	12/17/2001	5.8	mg/kg	
			OU5-CSA-4-4715SegS-(80,40)	12/17/2001	3	mg/kg	
			OU5-CSA-4-4715SegS-(80,80)	12/17/2001	50.1	mg/kg	
			OU5-CSA-4-4715SegS-DUP01	12/17/2001	3.7 J	mg/kg	OU5-CSA-4-4715SegS-(40,20)
			OU5-CSA-4-4715SegS-DUP02	12/17/2001	7.3	mg/kg	OU5-CSA-4-4715SegS-(100,40)
			OU5-CSA-4-4715SegS-SB1	12/17/2001	2.8	mg/kg	
CSA	**10**	**4801 Quebec Street**					
			OU5-CSA-10-4801QS-(100,0)	1/2/2002	47.8	mg/kg	
			OU5-CSA-10-4801QS-(100,100)	1/2/2002	26.2	mg/kg	
			OU5-CSA-10-4801QS-(100,120)	1/2/2002	6.7	mg/kg	

Area	Group	Address	Sample ID	Sample Date	Result \1	Units	Duplicate Match
			OU5-CSA-10-4801QS-(100,140)	1/2/2002	4.2	mg/kg	
			OU5-CSA-10-4801QS-(100,160)	1/2/2002	2.3 J	mg/kg	
			OU5-CSA-10-4801QS-(100,20)	1/2/2002	14.3	mg/kg	
			OU5-CSA-10-4801QS-(100,40)	1/2/2002	74.4	mg/kg	
			OU5-CSA-10-4801QS-(100,60)	1/2/2002	19.6	mg/kg	
			OU5-CSA-10-4801QS-(100,80)	1/2/2002	13.4	mg/kg	
			OU5-CSA-10-4801QS-(120,100)	1/2/2002	3.9	mg/kg	
			OU5-CSA-10-4801QS-(120,120)	1/2/2002	4.5	mg/kg	
			OU5-CSA-10-4801QS-(120,140)	1/2/2002	3.8	mg/kg	
			OU5-CSA-10-4801QS-(120,160)	1/2/2002	6	mg/kg	
			OU5-CSA-10-4801QS-(120,20)	1/2/2002	15.6	mg/kg	
			OU5-CSA-10-4801QS-(120,40)	1/2/2002	4.9	mg/kg	
			OU5-CSA-10-4801QS-(120,60)	1/2/2002	3.7 J	mg/kg	
			OU5-CSA-10-4801QS-(140,100)	1/2/2002	6.1	mg/kg	
			OU5-CSA-10-4801QS-(140,120)	1/2/2002	5.1	mg/kg	
			OU5-CSA-10-4801QS-(140,140)	1/2/2002	3.4	mg/kg	
			OU5-CSA-10-4801QS-(140,160)	1/2/2002	4.7	mg/kg	
			OU5-CSA-10-4801QS-(140,20)	1/2/2002	9.7	mg/kg	
			OU5-CSA-10-4801QS-(140,40)	1/2/2002	8.2	mg/kg	
			OU5-CSA-10-4801QS-(140,80)	1/2/2002	4	mg/kg	
			OU5-CSA-10-4801QS-(160,100)	1/2/2002	2.7 J	mg/kg	
			OU5-CSA-10-4801QS-(160,120)	1/2/2002	4.9	mg/kg	
			OU5-CSA-10-4801QS-(160,40)	1/2/2002	4.5	mg/kg	
			OU5-CSA-10-4801QS-(160,60)	1/2/2002	3.7 J	mg/kg	
			OU5-CSA-10-4801QS-(160,80)	1/2/2002	3.1	mg/kg	
			OU5-CSA-10-4801QS-(180,60)	1/2/2002	3.6	mg/kg	
			OU5-CSA-10-4801QS-(180,80)	1/2/2002	3.1	mg/kg	
			OU5-CSA-10-4801QS-(20,100)	1/2/2002	28.2	mg/kg	
			OU5-CSA-10-4801QS-(20,120)	1/2/2002	6.3	mg/kg	
			OU5-CSA-10-4801QS-(40,100)	1/2/2002	5.1	mg/kg	
			OU5-CSA-10-4801QS-(40,120)	1/2/2002	5.7	mg/kg	
			OU5-CSA-10-4801QS-(40,140)	1/2/2002	12.6	mg/kg	
			OU5-CSA-10-4801QS-(40,60)	1/2/2002	19	mg/kg	
			OU5-CSA-10-4801QS-(40,80)	1/2/2002	30	mg/kg	
			OU5-CSA-10-4801QS-(60,100)	1/2/2002	25.2	mg/kg	
			OU5-CSA-10-4801QS-(60,120)	1/2/2002	17.4	mg/kg	
			OU5-CSA-10-4801QS-(60,140)	1/2/2002	70.4	mg/kg	
			OU5-CSA-10-4801QS-(60,40)	1/2/2002	32.2	mg/kg	
			OU5-CSA-10-4801QS-(60,60)	1/2/2002	65.9	mg/kg	

Area	Group	Address	Sample ID	Sample Date	Result \1		Units	Duplicate Match
			OU5-CSA-10-4801QS-(60,80)	1/2/2002	49.6		mg/kg	
			OU5-CSA-10-4801QS-(80,100)	1/2/2002	25.4		mg/kg	
			OU5-CSA-10-4801QS-(80,120)	1/2/2002	50.8		mg/kg	
			OU5-CSA-10-4801QS-(80,140)	1/2/2002	7.2		mg/kg	
			OU5-CSA-10-4801QS-(80,20)	1/2/2002	26.3		mg/kg	
			OU5-CSA-10-4801QS-(80,40)	1/2/2002	2.8		mg/kg	
			OU5-CSA-10-4801QS-(80,60)	1/2/2002	30.8		mg/kg	
			OU5-CSA-10-4801QS-(80,80)	1/2/2002	24.3		mg/kg	
			OU5-CSA-10-4801QS-DUP01	1/2/2002	15.3		mg/kg	OU5-CSA-10-4801QS-(100,20)
			OU5-CSA-10-4801QS-DUP02	1/2/2002	5.7		mg/kg	OU5-CSA-10-4801QS-(140,120)
			OU5-CSA-10-4801QS-DUP03	1/2/2002	28.9		mg/kg	OU5-CSA-10-4801QS-(80,80)
OU4	**OU4**	**4810 Glenbrook Road**						
			OU4-4810GR-(100,100)	4/23/2002	6.1	\2	mg/kg	
			OU4-4810GR-(100,120)	4/23/2002	4.4	\2	mg/kg	
			OU4-4810GR-(100,140)	4/23/2002	8.7	\2	mg/kg	
			OU4-4810GR-(100,160)	4/23/2002	8.4	\2	mg/kg	
			OU4-4810GR-(100,20)	4/23/2002	5.2	\2	mg/kg	
			OU4-4810GR-(100,40)	4/23/2002	50.7	\2	mg/kg	
			OU4-4810GR-(100,60)	4/23/2002	23.3	\2	mg/kg	
			OU4-4810GR-(100,80)	4/23/2002	3.4	\2	mg/kg	
			OU4-4810GR-(120,100)	4/23/2002	4.2	\2	mg/kg	
			OU4-4810GR-(120,120)	4/23/2002	3.5	\2	mg/kg	
			OU4-4810GR-(120,140)	4/23/2002	5.1	\2	mg/kg	
			OU4-4810GR-(120,160)	4/23/2002	3.7	\2	mg/kg	
			OU4-4810GR-(120,20)	4/23/2002	42.9	\2	mg/kg	
			OU4-4810GR-(120,40)	4/23/2002	12.2	\2	mg/kg	
			OU4-4810GR-(120,60)	4/23/2002	8.1	\2	mg/kg	
			OU4-4810GR-(120,80)	4/23/2002	9.6	\2	mg/kg	
			OU4-4810GR-(140,100)	4/23/2002	5	\2	mg/kg	
			OU4-4810GR-(140,120)	4/23/2002	4.4	\2	mg/kg	
			OU4-4810GR-(140,140)	4/23/2002	5	\2	mg/kg	
			OU4-4810GR-(140,160)	4/23/2002	5.2	\2	mg/kg	
			OU4-4810GR-(140,20)	4/23/2002	13	\2	mg/kg	
			OU4-4810GR-(140,40)	4/23/2002	17.3	\2	mg/kg	
			OU4-4810GR-(140,60)	4/23/2002	2	\2	mg/kg	
			OU4-4810GR-(160,100)	4/23/2002	4.8	\2	mg/kg	
			OU4-4810GR-(160,120)	4/23/2002	4	\2	mg/kg	
			OU4-4810GR-(160,140)	4/23/2002	2.3	\2	mg/kg	
			OU4-4810GR-(160,160)	4/23/2002	3.7	\2	mg/kg	

Area	Group	Address	Sample ID	Sample Date	Result \1			Units	Duplicate Match
			OU4-4810GR-(160,20)	4/23/2002	3.4		\2	mg/kg	
			OU4-4810GR-(160,40)	4/23/2002	2.6		\2	mg/kg	
			OU4-4810GR-(160,60)	4/23/2002	3.8		\2	mg/kg	
			OU4-4810GR-(160,80)	4/23/2002	1.8	J	\2	mg/kg	
			OU4-4810GR-(20,20)	4/23/2002	3.5		\2	mg/kg	
			OU4-4810GR-(20,60)	4/23/2002	4.5		\2	mg/kg	
			OU4-4810GR-(40,100)	4/23/2002	4.6		\2	mg/kg	
			OU4-4810GR-(40,120)	4/23/2002	5.6		\2	mg/kg	
			OU4-4810GR-(40,140)	4/23/2002	5.8		\2	mg/kg	
			OU4-4810GR-(40,20)	4/23/2002	4.2		\2	mg/kg	
			OU4-4810GR-(40,40)	4/23/2002	3.5		\2	mg/kg	
			OU4-4810GR-(40,60)	4/23/2002	5.6		\2	mg/kg	
			OU4-4810GR-(40,80)	4/23/2002	4.3		\2	mg/kg	
			OU4-4810GR-(60,100)	4/23/2002	45.9		\2	mg/kg	
			OU4-4810GR-(60,120)	4/23/2002	5.3		\2	mg/kg	
			OU4-4810GR-(60,140)	4/23/2002	4		\2	mg/kg	
			OU4-4810GR-(60,20)	4/23/2002	3.3		\2	mg/kg	
			OU4-4810GR-(60,40)	4/23/2002	12.5		\2	mg/kg	
			OU4-4810GR-(60,60)	4/23/2002	4.8		\2	mg/kg	
			OU4-4810GR-(60,80)	4/23/2002	4.3		\2	mg/kg	
			OU4-4810GR-(80,100)	4/23/2002	5.6		\2	mg/kg	
			OU4-4810GR-(80,120)	4/23/2002	5.1		\2	mg/kg	
			OU4-4810GR-(80,140)	4/23/2002	4.5		\2	mg/kg	
			OU4-4810GR-(80,20)	4/23/2002	11.7		\2	mg/kg	
			OU4-4810GR-(80,40)	4/23/2002	5.6		\2	mg/kg	
			OU4-4810GR-(80,60)	4/23/2002	5.1		\2	mg/kg	
			OU4-4810GR-(80,80)	4/23/2002	3.2		\2	mg/kg	
			OU4-4810GR-DUP01	4/23/2002	3.3		\2	mg/kg	OU4-4810GR-(120,100)
			OU4-4810GR-DUP02	4/23/2002	3.5		\2	mg/kg	OU4-4810GR-(100,80)
			OU4-4810GR-DUP03	4/23/2002	6.3		\2	mg/kg	OU4-4810GR-(40,60)
			OU4-4810GR-DUP04	4/23/2002	2.9		\2	mg/kg	OU4-4810GR-(20,60)
CTA	1D	4810 Sedgwick Street							
			OU5-CTA-1D-4810SegS-(0,40)	11/20/2001	2.2	J		mg/kg	
			OU5-CTA-1D-4810SegS-(0,60)	11/20/2001	3.9			mg/kg	
			OU5-CTA-1D-4810SegS-(100,40)	11/20/2001	9.8			mg/kg	
			OU5-CTA-1D-4810SegS-(100,60)	11/20/2001	5.1			mg/kg	
			OU5-CTA-1D-4810SegS-(100,80)	11/20/2001	6.1			mg/kg	
			OU5-CTA-1D-4810SegS-(120,100)	11/20/2001	4.7			mg/kg	
			OU5-CTA-1D-4810SegS-(120,40)	11/20/2001	5.7			mg/kg	

Area	Group	Address	Sample ID	Sample Date	Result \1	Units	Duplicate Match
			OU5-CTA-1D-4810SegS-(120,60)	11/20/2001	6.3	mg/kg	
			OU5-CTA-1D-4810SegS-(120,80)	11/20/2001	8.1	mg/kg	
			OU5-CTA-1D-4810SegS-(140,100)	11/20/2001	4.9	mg/kg	
			OU5-CTA-1D-4810SegS-(140,60)	11/20/2001	14.8	mg/kg	
			OU5-CTA-1D-4810SegS-(140,80)	11/20/2001	8.4	mg/kg	
			OU5-CTA-1D-4810SegS-(160,60)	11/20/2001	7.4	mg/kg	
			OU5-CTA-1D-4810SegS-(20,0)	11/20/2001	4.7	mg/kg	
			OU5-CTA-1D-4810SegS-(20,20)	11/20/2001	3.5	mg/kg	
			OU5-CTA-1D-4810SegS-(20,40)	11/20/2001	4	mg/kg	
			OU5-CTA-1D-4810SegS-(20,60)	11/20/2001	4.3	mg/kg	
			OU5-CTA-1D-4810SegS-(40,20)	11/20/2001	2.7	mg/kg	
			OU5-CTA-1D-4810SegS-(40,40)	11/20/2001	3.8	mg/kg	
			OU5-CTA-1D-4810SegS-(40,60)	11/20/2001	4	mg/kg	
			OU5-CTA-1D-4810SegS-(60,20)	11/20/2001	3.8	mg/kg	
			OU5-CTA-1D-4810SegS-(60,40)	11/20/2001	3.8	mg/kg	
			OU5-CTA-1D-4810SegS-(60,60)	11/20/2001	4.7	mg/kg	
			OU5-CTA-1D-4810SegS-(60,80)	11/20/2001	7.8 J	mg/kg	
			OU5-CTA-1D-4810SegS-(80,40)	11/20/2001	5.7	mg/kg	
			OU5-CTA-1D-4810SegS-(80,60)	11/20/2001	7.2	mg/kg	
			OU5-CTA-1D-4810SegS-(80,80)	11/20/2001	5.7	mg/kg	
			OU5-CTA-1D-4810SegS-DUP01	11/20/2001	4.5	mg/kg	OU5-CTA-1D-4810SegS-(40,40)
CSA	**10**	**4813 Quebec Street**					
			OU5-CSA-10-4813QS-(100,100)	11/5/2001	3.4	mg/kg	
			OU5-CSA-10-4813QS-(100,120)	11/5/2001	3	mg/kg	
			OU5-CSA-10-4813QS-(100,40)	11/5/2001	5.7	mg/kg	
			OU5-CSA-10-4813QS-(100,60)	11/5/2001	3.4	mg/kg	
			OU5-CSA-10-4813QS-(100,80)	11/5/2001	2.6 J	mg/kg	
			OU5-CSA-10-4813QS-(120,100)	11/5/2001	7.2	mg/kg	
			OU5-CSA-10-4813QS-(120,120)	11/5/2001	2.1 J	mg/kg	
			OU5-CSA-10-4813QS-(120,140)	11/5/2001	2.6 J	mg/kg	
			OU5-CSA-10-4813QS-(120,60)	11/5/2001	3 J	mg/kg	
			OU5-CSA-10-4813QS-(120,80)	11/5/2001	4.5	mg/kg	
			OU5-CSA-10-4813QS-(140,100)	11/5/2001	3.9	mg/kg	
			OU5-CSA-10-4813QS-(140,120)	11/5/2001	2.4	mg/kg	
			OU5-CSA-10-4813QS-(140,140)	11/5/2001	3.1	mg/kg	
			OU5-CSA-10-4813QS-(140,60)	11/5/2001	4.3	mg/kg	
			OU5-CSA-10-4813QS-(140,80)	11/5/2001	7.2	mg/kg	
			OU5-CSA-10-4813QS-(160,100)	11/5/2001	4.4	mg/kg	
			OU5-CSA-10-4813QS-(160,120)	11/5/2001	1.9 J	mg/kg	

Area	Group	Address	Sample ID	Sample Date	Result \1	Units	Duplicate Match
			OU5-CSA-10-4813QS-(160,140)	11/5/2001	3.3	mg/kg	
			OU5-CSA-10-4813QS-(160,160)	11/5/2001	3.4	mg/kg	
			OU5-CSA-10-4813QS-(160,80)	11/5/2001	5.7	mg/kg	
			OU5-CSA-10-4813QS-(180,100)	11/5/2001	5.4	mg/kg	
			OU5-CSA-10-4813QS-(180,120)	11/5/2001	3.1	mg/kg	
			OU5-CSA-10-4813QS-(180,140)	11/5/2001	4.4	mg/kg	
			OU5-CSA-10-4813QS-(180,180)	11/5/2001	4.2	mg/kg	
			OU5-CSA-10-4813QS-(180160)	11/5/2001	4.7	mg/kg	
			OU5-CSA-10-4813QS-(20,40)	11/5/2001	50.7	mg/kg	
			OU5-CSA-10-4813QS-(20,60)	11/5/2001	142	mg/kg	
			OU5-CSA-10-4813QS-(200,100)	11/5/2001	5.3	mg/kg	
			OU5-CSA-10-4813QS-(200,120)	11/5/2001	4.2	mg/kg	
			OU5-CSA-10-4813QS-(200,140)	11/5/2001	4.4	mg/kg	
			OU5-CSA-10-4813QS-(200,160)	11/5/2001	3.8	mg/kg	
			OU5-CSA-10-4813QS-(200,180)	11/5/2001	24.6	mg/kg	
			OU5-CSA-10-4813QS-(200,200)	11/5/2001	20.7	mg/kg	
			OU5-CSA-10-4813QS-(220,120)	11/5/2001	4.5	mg/kg	
			OU5-CSA-10-4813QS-(220,140)	11/5/2001	3.1	mg/kg	
			OU5-CSA-10-4813QS-(220,160)	11/5/2001	4.6	mg/kg	
			OU5-CSA-10-4813QS-(40,0)	11/5/2001	7.7	mg/kg	
			OU5-CSA-10-4813QS-(40,20)	11/5/2001	91.6	mg/kg	
			OU5-CSA-10-4813QS-(40,40)	11/5/2001	51.6	mg/kg	
			OU5-CSA-10-4813QS-(40,80)	11/5/2001	105	mg/kg	
			OU5-CSA-10-4813QS-(60,100)	11/5/2001	3.1	mg/kg	
			OU5-CSA-10-4813QS-(60,20)	11/5/2001	61.3	mg/kg	
			OU5-CSA-10-4813QS-(60,40)	11/5/2001	84.5	mg/kg	
			OU5-CSA-10-4813QS-(60,60)	11/5/2001	56.5	mg/kg	
			OU5-CSA-10-4813QS-(60,80)	11/5/2001	18.4	mg/kg	
			OU5-CSA-10-4813QS-(80,100)	11/5/2001	2.7	mg/kg	
			OU5-CSA-10-4813QS-(80,20)	11/5/2001	7.5	mg/kg	
			OU5-CSA-10-4813QS-(80,40)	11/5/2001	89.1	mg/kg	
			OU5-CSA-10-4813QS-(80,60)	11/5/2001	3.2 J	mg/kg	
			OU5-CSA-10-4813QS-DUP01	11/5/2001	63.5	mg/kg	OU5-CSA-10-4813QS-(60,20)
			OU5-CSA-10-4813QS-DUP02	11/5/2001	2 J	mg/kg	OU5-CSA-10-4813QS-(120,120)
			OU5-CSA-10-4813QS-DUP03	11/5/2001	54.7	mg/kg	OU5-CSA-10-4813QS-(60,60)
CTA	**1D**	**4828 Rodman Street**					
			OU5-CTA-1D-4828RS-(0,60)	12/13/2001	6.6	mg/kg	
			OU5-CTA-1D-4828RS-(100,100)	12/13/2001	7.6	mg/kg	
			OU5-CTA-1D-4828RS-(100,40)	12/13/2001	5.9	mg/kg	

Area	Group	Address	Sample ID	Sample Date	Result \1	Units	Duplicate Match
			OU5-CTA-1D-4828RS-(100,60)	12/13/2001	10.7	mg/kg	
			OU5-CTA-1D-4828RS-(100,80)	12/13/2001	21.5	mg/kg	
			OU5-CTA-1D-4828RS-(120,100)	12/13/2001	2.9	mg/kg	
			OU5-CTA-1D-4828RS-(120,120)	12/13/2001	5.3	mg/kg	
			OU5-CTA-1D-4828RS-(120,40)	12/13/2001	4	mg/kg	
			OU5-CTA-1D-4828RS-(120,60)	12/13/2001	9.6	mg/kg	
			OU5-CTA-1D-4828RS-(120,80)	12/13/2001	10	mg/kg	
			OU5-CTA-1D-4828RS-(140,40)	12/13/2001	3	mg/kg	
			OU5-CTA-1D-4828RS-(140,60)	12/13/2001	3.2	mg/kg	
			OU5-CTA-1D-4828RS-(140,80)	12/13/2001	3.8	mg/kg	
			OU5-CTA-1D-4828RS-(20,20)	12/13/2001	7.6	mg/kg	
			OU5-CTA-1D-4828RS-(20,40)	12/13/2001	6.4	mg/kg	
			OU5-CTA-1D-4828RS-(20,60)	12/13/2001	1.7 J	mg/kg	
			OU5-CTA-1D-4828RS-(20,80)	12/13/2001	8.1	mg/kg	
			OU5-CTA-1D-4828RS-(40,20)	12/13/2001	7.2	mg/kg	
			OU5-CTA-1D-4828RS-(40,40)	12/13/2001	3.6	mg/kg	
			OU5-CTA-1D-4828RS-(40,60)	12/13/2001	5.1	mg/kg	
			OU5-CTA-1D-4828RS-(40,80)	12/13/2001	8.5	mg/kg	
			OU5-CTA-1D-4828RS-(60,100)	12/13/2001	6.6	mg/kg	
			OU5-CTA-1D-4828RS-(60,20)	12/13/2001	9.5	mg/kg	
			OU5-CTA-1D-4828RS-(60,40)	12/13/2001	3.5	mg/kg	
			OU5-CTA-1D-4828RS-(60,60)	12/13/2001	3 J	mg/kg	
			OU5-CTA-1D-4828RS-(60,80)	12/13/2001	3.9	mg/kg	
			OU5-CTA-1D-4828RS-(80,100)	12/13/2001	42.4	mg/kg	
			OU5-CTA-1D-4828RS-(80,20)	12/13/2001	6.5	mg/kg	
			OU5-CTA-1D-4828RS-(80,40)	12/13/2001	5	mg/kg	
			OU5-CTA-1D-4828RS-(80,60)	12/13/2001	5.3	mg/kg	
			OU5-CTA-1D-4828RS-(80,80)	12/13/2001	7.1	mg/kg	
			OU5-CTA-1D-4828RS-DUP01	12/13/2001	7.4	mg/kg	OU5-CTA-1D-4828RS-(40,20)
			OU5-CTA-1D-4828RS-DUP02	12/13/2001	8.7	mg/kg	OU5-CTA-1D-4828RS-(120,80)
CSA	***10***	***4834 Quebec Street***					
			OU5-CSA-10-4834QS-(100,100)	1/30/2002	3.8	mg/kg	
			OU5-CSA-10-4834QS-(100,120)	1/30/2002	5.5	mg/kg	
			OU5-CSA-10-4834QS-(100,40)	1/30/2002	5.1	mg/kg	
			OU5-CSA-10-4834QS-(100,60)	1/30/2002	4.2	mg/kg	
			OU5-CSA-10-4834QS-(120,100)	1/30/2002	6.8	mg/kg	
			OU5-CSA-10-4834QS-(120,120)	1/30/2002	10.3	mg/kg	
			OU5-CSA-10-4834QS-(120,140)	1/30/2002	5.4	mg/kg	
			OU5-CSA-10-4834QS-(120,60)	1/30/2002	5.1	mg/kg	

Area	Group	Address	Sample ID	Sample Date	Result \1	Units	Duplicate Match
			OU5-CSA-10-4834QS-(120,80)	1/30/2002	36.1	mg/kg	
			OU5-CSA-10-4834QS-(140,100)	1/30/2002	5.9	mg/kg	
			OU5-CSA-10-4834QS-(140,120)	1/30/2002	3.3	mg/kg	
			OU5-CSA-10-4834QS-(140,140)	1/30/2002	5.3	mg/kg	
			OU5-CSA-10-4834QS-(140,60)	1/30/2002	5.4	mg/kg	
			OU5-CSA-10-4834QS-(140,80)	1/30/2002	12.1	mg/kg	
			OU5-CSA-10-4834QS-(160,100)	1/30/2002	4.2	mg/kg	
			OU5-CSA-10-4834QS-(160,120)	1/30/2002	6.3	mg/kg	
			OU5-CSA-10-4834QS-(160,140)	1/30/2002	4.5	mg/kg	
			OU5-CSA-10-4834QS-(160,80)	1/30/2002	6.4	mg/kg	
			OU5-CSA-10-4834QS-(180,100)	1/30/2002	5.2	mg/kg	
			OU5-CSA-10-4834QS-(180,120)	1/30/2002	4.9	mg/kg	
			OU5-CSA-10-4834QS-(180,140)	1/30/2002	5.1	mg/kg	
			OU5-CSA-10-4834QS-(180,160)	1/30/2002	5.3	mg/kg	
			OU5-CSA-10-4834QS-(180,80)	1/30/2002	4.6	mg/kg	
			OU5-CSA-10-4834QS-(20,80)	1/30/2002	4.8	mg/kg	
			OU5-CSA-10-4834QS-(200,100)	1/30/2002	4	mg/kg	
			OU5-CSA-10-4834QS-(200,120)	1/30/2002	3.9	mg/kg	
			OU5-CSA-10-4834QS-(200,140)	1/30/2002	3.5	mg/kg	
			OU5-CSA-10-4834QS-(40,100)	1/30/2002	3.6	mg/kg	
			OU5-CSA-10-4834QS-(40,40)	1/30/2002	2.8	mg/kg	
			OU5-CSA-10-4834QS-(40,60)	1/30/2002	3.7	mg/kg	
			OU5-CSA-10-4834QS-(40,80)	1/30/2002	3.7	mg/kg	
			OU5-CSA-10-4834QS-(60,100)	1/30/2002	3.5	mg/kg	
			OU5-CSA-10-4834QS-(60,20)	1/30/2002	7.5	mg/kg	
			OU5-CSA-10-4834QS-(60,40)	1/30/2002	2.8	mg/kg	
			OU5-CSA-10-4834QS-(60,60)	1/30/2002	4.4	mg/kg	
			OU5-CSA-10-4834QS-(60,80)	1/30/2002	3.3	mg/kg	
			OU5-CSA-10-4834QS-(80,100)	1/30/2002	3.1	mg/kg	
			OU5-CSA-10-4834QS-(80,120)	1/30/2002	3	mg/kg	
			OU5-CSA-10-4834QS-(80,40)	1/30/2002	5	mg/kg	
			OU5-CSA-10-4834QS-(80,60)	1/30/2002	4.6	mg/kg	
			OU5-CSA-10-4834QS-(80,80)	1/30/2002	4.2	mg/kg	
			OU5-CSA-10-4834QS-DUP01	1/30/2002	4.5	mg/kg	OU5-CSA-10-4834QS-(80,60)
			OU5-CSA-10-4834QS-DUP02	1/30/2002	8.3	mg/kg	OU5-CSA-10-4834QS-(140,100)
			OU5-CSA-10-4834QS-SB1	1/28/2002	4.9	mg/kg	
CTA	**1D**	**4834 Rodman Street**					
			OU5-CTA-1D-4834RS-(100,100)	12/6/2001	9.5	mg/kg	
			OU5-CTA-1D-4834RS-(100,120)	12/6/2001	9.4	mg/kg	

Area	Group	Address	Sample ID	Sample Date	Result \1	Units	Duplicate Match
			OU5-CTA-1D-4834RS-(100,20)	12/6/2001	7.2	mg/kg	
			OU5-CTA-1D-4834RS-(100,40)	12/6/2001	4.6	mg/kg	
			OU5-CTA-1D-4834RS-(100,60)	12/6/2001	7.7	mg/kg	
			OU5-CTA-1D-4834RS-(100,80)	12/6/2001	16	mg/kg	
			OU5-CTA-1D-4834RS-(120,100)	12/6/2001	11.3	mg/kg	
			OU5-CTA-1D-4834RS-(120,120)	12/6/2001	9.4	mg/kg	
			OU5-CTA-1D-4834RS-(120,40)	12/6/2001	4.5	mg/kg	
			OU5-CTA-1D-4834RS-(120,60)	12/6/2001	6	mg/kg	
			OU5-CTA-1D-4834RS-(120,80)	12/6/2001	18.1	mg/kg	
			OU5-CTA-1D-4834RS-(140,100)	12/6/2001	16	mg/kg	
			OU5-CTA-1D-4834RS-(140,120)	12/6/2001	6.3	mg/kg	
			OU5-CTA-1D-4834RS-(140,40)	12/6/2001	5.6	mg/kg	
			OU5-CTA-1D-4834RS-(140,60)	12/6/2001	9.3	mg/kg	
			OU5-CTA-1D-4834RS-(140,80)	12/6/2001	12.5	mg/kg	
			OU5-CTA-1D-4834RS-(160,60)	12/6/2001	6.9	mg/kg	
			OU5-CTA-1D-4834RS-(20,60)	12/6/2001	4.9	mg/kg	
			OU5-CTA-1D-4834RS-(20,80)	12/6/2001	4.7	mg/kg	
			OU5-CTA-1D-4834RS-(40,20)	12/6/2001	5.1	mg/kg	
			OU5-CTA-1D-4834RS-(40,40)	12/6/2001	10.2	mg/kg	
			OU5-CTA-1D-4834RS-(40,60)	12/6/2001	12.6	mg/kg	
			OU5-CTA-1D-4834RS-(40,80)	12/6/2001	2.4	mg/kg	
			OU5-CTA-1D-4834RS-(60,100)	12/6/2001	4.5	mg/kg	
			OU5-CTA-1D-4834RS-(60,20)	12/6/2001	7.1	mg/kg	
			OU5-CTA-1D-4834RS-(60,40)	12/6/2001	8.6	mg/kg	
			OU5-CTA-1D-4834RS-(60,60)	12/6/2001	5.8	mg/kg	
			OU5-CTA-1D-4834RS-(60,80)	12/6/2001	3.6	mg/kg	
			OU5-CTA-1D-4834RS-(80,20)	12/6/2001	6.6	mg/kg	
			OU5-CTA-1D-4834RS-(80,40)	12/6/2001	3.7 J	mg/kg	
			OU5-CTA-1D-4834RS-DUP01	12/6/2001	5.8	mg/kg	OU5-CTA-1D-4834RS-(60,40)
			OU5-CTA-1D-4834RS-DUP02	12/6/2001	7.8	mg/kg	OU5-CTA-1D-4834RS-(120,80)
CTA	***1D***	***4847 Sedgwick Street***					
			OU5-CTA-1D-4847SegS-(100,40)	1/23/2002	11.9	mg/kg	
			OU5-CTA-1D-4847SegS-(100,60)	1/23/2002	11.5	mg/kg	
			OU5-CTA-1D-4847SegS-(100,80)	1/23/2002	9.9	mg/kg	
			OU5-CTA-1D-4847SegS-(120,100)	1/23/2002	7.3	mg/kg	
			OU5-CTA-1D-4847SegS-(120,60)	1/23/2002	13.7	mg/kg	
			OU5-CTA-1D-4847SegS-(120,80)	1/23/2002	4.6	mg/kg	
			OU5-CTA-1D-4847SegS-(140,100)	1/23/2002	4.2	mg/kg	
			OU5-CTA-1D-4847SegS-(140,60)	1/23/2002	31.5	mg/kg	

Area	Group	Address	Sample ID	Sample Date	Result \1	Units	Duplicate Match
			OU5-CTA-1D-4847SegS-(140,80)	1/23/2002	14.7	mg/kg	
			OU5-CTA-1D-4847SegS-(160,100)	1/23/2002	11.1	mg/kg	
			OU5-CTA-1D-4847SegS-(160,60)	1/23/2002	11	mg/kg	
			OU5-CTA-1D-4847SegS-(160,80)	1/23/2002	5.5	mg/kg	
			OU5-CTA-1D-4847SegS-(180,80)	1/23/2002	6.4	mg/kg	
			OU5-CTA-1D-4847SegS-(20,20)	1/23/2002	5.8	mg/kg	
			OU5-CTA-1D-4847SegS-(20,40)	1/23/2002	4.4	mg/kg	
			OU5-CTA-1D-4847SegS-(20,60)	1/23/2002	7	mg/kg	
			OU5-CTA-1D-4847SegS-(40,20)	1/23/2002	17	mg/kg	
			OU5-CTA-1D-4847SegS-(40,40)	1/23/2002	12.8	mg/kg	
			OU5-CTA-1D-4847SegS-(40,60)	1/23/2002	13.7	mg/kg	
			OU5-CTA-1D-4847SegS-(60,40)	1/23/2002	4.6	mg/kg	
			OU5-CTA-1D-4847SegS-(60,60)	1/23/2002	3.4	mg/kg	
			OU5-CTA-1D-4847SegS-(60,80)	1/23/2002	5.6	mg/kg	
			OU5-CTA-1D-4847SegS-(80,40)	1/23/2002	5.5	mg/kg	
			OU5-CTA-1D-4847SegS-(80,60)	1/23/2002	12.6	mg/kg	
			OU5-CTA-1D-4847SegS-(80,80)	1/23/2002	6.4	mg/kg	
			OU5-CTA-1D-4847SegS-DUP01	1/23/2002	5.4	mg/kg	OU5-CTA-1D-4847SegS-(80,40)
CTA	**1D**	**4849 Rodman Street**					
			OU5-CTA-1D-4849RS-(0,120)	9/5/2002	64.1	mg/kg	
			OU5-CTA-1D-4849RS-(100,100)	9/5/2002	9	mg/kg	
			OU5-CTA-1D-4849RS-(100,20)	9/5/2002	3.9	mg/kg	
			OU5-CTA-1D-4849RS-(100,40)	9/5/2002	6.1	mg/kg	
			OU5-CTA-1D-4849RS-(100,60)	9/5/2002	38.1	mg/kg	
			OU5-CTA-1D-4849RS-(100,80)	9/5/2002	4.5	mg/kg	
			OU5-CTA-1D-4849RS-(120,20)	9/5/2002	3.6	mg/kg	
			OU5-CTA-1D-4849RS-(120,40)	9/5/2002	3.7	mg/kg	
			OU5-CTA-1D-4849RS-(20,100)	9/5/2002	33.8	mg/kg	
			OU5-CTA-1D-4849RS-(20,120)	9/5/2002	4.4	mg/kg	
			OU5-CTA-1D-4849RS-(20,140)	9/5/2002	10.4	mg/kg	
			OU5-CTA-1D-4849RS-(20,60)	9/5/2002	14.4	mg/kg	
			OU5-CTA-1D-4849RS-(20,80)	9/5/2002	12.6	mg/kg	
			OU5-CTA-1D-4849RS-(40,100)	9/5/2002	57.1	mg/kg	
			OU5-CTA-1D-4849RS-(40,120)	9/5/2002	28.4	mg/kg	
			OU5-CTA-1D-4849RS-(40,140)	9/5/2002	10.4	mg/kg	
			OU5-CTA-1D-4849RS-(40,20)	9/5/2002	3.8	mg/kg	
			OU5-CTA-1D-4849RS-(40,40)	9/5/2002	30.6	mg/kg	
			OU5-CTA-1D-4849RS-(40,60)	9/5/2002	8.2	mg/kg	
			OU5-CTA-1D-4849RS-(40,80)	9/5/2002	4.8	mg/kg	

Area	Group	Address	Sample ID	Sample Date	Result \1	Units	Duplicate Match
			OU5-CTA-1D-4849RS-(60,100)	9/5/2002	10.1	mg/kg	
			OU5-CTA-1D-4849RS-(60,120)	9/5/2002	52.1	mg/kg	
			OU5-CTA-1D-4849RS-(60,140)	9/5/2002	8.9	mg/kg	
			OU5-CTA-1D-4849RS-(60,20)	9/5/2002	11.2	mg/kg	
			OU5-CTA-1D-4849RS-(60,40)	9/5/2002	23.8	mg/kg	
			OU5-CTA-1D-4849RS-(60,60)	9/5/2002	8.4	mg/kg	
			OU5-CTA-1D-4849RS-(60,80)	9/5/2002	7	mg/kg	
			OU5-CTA-1D-4849RS-(80,100)	9/5/2002	4.2	mg/kg	
			OU5-CTA-1D-4849RS-(80,120)	9/5/2002	4	mg/kg	
			OU5-CTA-1D-4849RS-(80,140)	9/5/2002	16.2	mg/kg	
			OU5-CTA-1D-4849RS-(80,20)	9/5/2002	5.2	mg/kg	
			OU5-CTA-1D-4849RS-(80,40)	9/5/2002	59.1	mg/kg	
			OU5-CTA-1D-4849RS-(80,60)	9/5/2002	5.6	mg/kg	
			OU5-CTA-1D-4849RS-(80,80)	9/5/2002	5.6	mg/kg	
			OU5-CTA-1D-4849RS-DUP01	9/5/2002	11.6	mg/kg	OU5-CTA-1D-4849RS-(60,60)
			OU5-CTA-1D-4849RS-DUP02	9/5/2002	65.6	mg/kg	OU5-CTA-1D-4849RS-(40,100)
CSA	***12***	***4850 Rockwood Parkway***					
			OU5-CSA-12-4850RP-(100,100)	10/31/2001	6 L	mg/kg	
			OU5-CSA-12-4850RP-(100,160)	10/31/2001	54.3 L	mg/kg	
			OU5-CSA-12-4850RP-(100,180)	10/31/2001	32.4 L	mg/kg	
			OU5-CSA-12-4850RP-(100,200)	10/31/2001	17.3 L	mg/kg	
			OU5-CSA-12-4850RP-(100,40)	10/31/2001	11.2 L	mg/kg	
			OU5-CSA-12-4850RP-(100,60)	10/31/2001	124 L	mg/kg	
			OU5-CSA-12-4850RP-(100,80)	10/31/2001	28.1 L	mg/kg	
			OU5-CSA-12-4850RP-(120,100)	10/31/2001	3.2 JL	mg/kg	
			OU5-CSA-12-4850RP-(120,120)	10/31/2001	16.6 L	mg/kg	
			OU5-CSA-12-4850RP-(120,140)	10/31/2001	15.1 L	mg/kg	
			OU5-CSA-12-4850RP-(120,160)	10/31/2001	16.6 L	mg/kg	
			OU5-CSA-12-4850RP-(120,180)	10/31/2001	9.7 L	mg/kg	
			OU5-CSA-12-4850RP-(120,200)	10/31/2001	4.9 L	mg/kg	
			OU5-CSA-12-4850RP-(120,40)	10/31/2001	3.4 L	mg/kg	
			OU5-CSA-12-4850RP-(120,60)	10/31/2001	16.9 L	mg/kg	
			OU5-CSA-12-4850RP-(120,80)	10/31/2001	11.3 L	mg/kg	
			OU5-CSA-12-4850RP-(140,100)	10/31/2001	7.4 L	mg/kg	
			OU5-CSA-12-4850RP-(140,140)	10/31/2001	16.8 L	mg/kg	
			OU5-CSA-12-4850RP-(140,160)	10/31/2001	5.2 L	mg/kg	
			OU5-CSA-12-4850RP-(140,180)	10/31/2001	3.6 L	mg/kg	
			OU5-CSA-12-4850RP-(140,200)	10/31/2001	3.1 JL	mg/kg	
			OU5-CSA-12-4850RP-(140,220)	10/31/2001	9.4 L	mg/kg	

Area	Group	Address	Sample ID	Sample Date	Result \1		Units	Duplicate Match
			OU5-CSA-12-4850RP-(140,60)	10/31/2001	4.7	L	mg/kg	
			OU5-CSA-12-4850RP-(160,120)	10/31/2001	42	L	mg/kg	
			OU5-CSA-12-4850RP-(160,140)	10/31/2001	5.7	L	mg/kg	
			OU5-CSA-12-4850RP-(160,160)	10/31/2001	4.1	L	mg/kg	
			OU5-CSA-12-4850RP-(160,180)	10/31/2001	3.9	L	mg/kg	
			OU5-CSA-12-4850RP-(160,200)	10/31/2001	8.6	L	mg/kg	
			OU5-CSA-12-4850RP-(160,80)	10/31/2001	30.3	L	mg/kg	
			OU5-CSA-12-4850RP-(180,100)	10/31/2001	3.6	L	mg/kg	
			OU5-CSA-12-4850RP-(180,120)	10/31/2001	5.1	L	mg/kg	
			OU5-CSA-12-4850RP-(180,140)	10/31/2001	3.3	L	mg/kg	
			OU5-CSA-12-4850RP-(180,160)	10/31/2001	2.8	L	mg/kg	
			OU5-CSA-12-4850RP-(180,80)	10/31/2001	2.5	JL	mg/kg	
			OU5-CSA-12-4850RP-(20,120)	10/31/2001	112	L	mg/kg	
			OU5-CSA-12-4850RP-(20,140)	10/31/2001	119	L	mg/kg	
			OU5-CSA-12-4850RP-(200,100)	10/31/2001	3.2	L	mg/kg	
			OU5-CSA-12-4850RP-(200,120)	10/31/2001	2.4	L	mg/kg	
			OU5-CSA-12-4850RP-(200,140)	10/31/2001	3.5	L	mg/kg	
			OU5-CSA-12-4850RP-(220,100)	10/31/2001	25.6	L	mg/kg	
			OU5-CSA-12-4850RP-(40,100)	10/31/2001	23.4	L	mg/kg	
			OU5-CSA-12-4850RP-(40,120)	10/31/2001	96	L	mg/kg	
			OU5-CSA-12-4850RP-(40,140)	10/31/2001	57.8	L	mg/kg	
			OU5-CSA-12-4850RP-(40,160)	10/31/2001	29	L	mg/kg	
			OU5-CSA-12-4850RP-(40,80)	10/31/2001	53.2	L	mg/kg	
			OU5-CSA-12-4850RP-(60,100)	10/31/2001	8.9	L	mg/kg	
			OU5-CSA-12-4850RP-(60,120)	10/31/2001	44.2	L	mg/kg	
			OU5-CSA-12-4850RP-(60,140)	10/31/2001	20.2	L	mg/kg	
			OU5-CSA-12-4850RP-(60,160)	10/31/2001	17.1	L	mg/kg	
			OU5-CSA-12-4850RP-(60,40)	10/31/2001	39.8	L	mg/kg	
			OU5-CSA-12-4850RP-(60,60)	10/31/2001	406	L	mg/kg	
			OU5-CSA-12-4850RP-(60,80)	10/31/2001	51.8	L	mg/kg	
			OU5-CSA-12-4850RP-(80,100)	10/31/2001	24	L	mg/kg	
			OU5-CSA-12-4850RP-(80,120)	10/31/2001	14.4	L	mg/kg	
			OU5-CSA-12-4850RP-(80,140)	10/31/2001	42.5	L	mg/kg	
			OU5-CSA-12-4850RP-(80,160)	10/31/2001	25.6	L	mg/kg	
			OU5-CSA-12-4850RP-(80,180)	10/31/2001	11.4	L	mg/kg	
			OU5-CSA-12-4850RP-(80,20)	10/31/2001	6.2	L	mg/kg	
			OU5-CSA-12-4850RP-(80,40)	10/31/2001	126	L	mg/kg	
			OU5-CSA-12-4850RP-(80,60)	10/31/2001	57.7	L	mg/kg	
			OU5-CSA-12-4850RP-(80,80)	10/31/2001	19.2	L	mg/kg	

Area	Group	Address	Sample ID	Sample Date	Result \1	Units	Duplicate Match
			OU5-CSA-12-4850RP-DUP01	10/31/2001	5.5 L	mg/kg	OU5-CSA-12-4850RP-(140,160)
			OU5-CSA-12-4850RP-DUP02	10/31/2001	32.3 L	mg/kg	OU5-CSA-12-4850RP-(40,80)
			OU5-CSA-12-4850RP-DUP03	10/31/2001	97.9 L	mg/kg	OU5-CSA-12-4850RP-(100,100)
			OU5-CSA-12-4850RP-SB1	10/29/2001	33.1	mg/kg	
			OU5-CSA-12-4850RP-SB2	10/29/2001	12	mg/kg	
			OU5-CSA-12-4850RP-SB3	10/29/2001	2.4	mg/kg	
			OU5-CSA-12-4850RP-SB4	10/29/2001	2.2 J	mg/kg	
			OU5-CSA-12-4850RP-SB5	10/29/2001	1.2 J	mg/kg	
			OU5-CSA-12-4850RP-SB6	10/29/2001	2.5 J	mg/kg	
CTA	**1D**	**4853 Sedgwick Street**					
			OU5-CTA-1D-4853SegS-(100,100)	12/5/2001	4	mg/kg	
			OU5-CTA-1D-4853SegS-(100,120)	12/5/2001	7.3	mg/kg	
			OU5-CTA-1D-4853SegS-(100,20)	12/5/2001	3.9	mg/kg	
			OU5-CTA-1D-4853SegS-(100,40)	12/5/2001	9.7	mg/kg	
			OU5-CTA-1D-4853SegS-(100,60)	12/5/2001	7.7	mg/kg	
			OU5-CTA-1D-4853SegS-(100,80)	12/5/2001	6.8	mg/kg	
			OU5-CTA-1D-4853SegS-(120,40)	12/5/2001	4.9	mg/kg	
			OU5-CTA-1D-4853SegS-(120,60)	12/5/2001	6.9	mg/kg	
			OU5-CTA-1D-4853SegS-(20,100)	12/5/2001	4.8	mg/kg	
			OU5-CTA-1D-4853SegS-(20,120)	12/5/2001	5.7	mg/kg	
			OU5-CTA-1D-4853SegS-(20,140)	12/5/2001	4.4	mg/kg	
			OU5-CTA-1D-4853SegS-(20,80)	12/5/2001	4.2	mg/kg	
			OU5-CTA-1D-4853SegS-(40,100)	12/5/2001	5.4	mg/kg	
			OU5-CTA-1D-4853SegS-(40,120)	12/5/2001	4.9	mg/kg	
			OU5-CTA-1D-4853SegS-(40,140)	12/5/2001	4.7	mg/kg	
			OU5-CTA-1D-4853SegS-(40,20)	12/5/2001	8	mg/kg	
			OU5-CTA-1D-4853SegS-(40,40)	12/5/2001	5.7	mg/kg	
			OU5-CTA-1D-4853SegS-(40,60)	12/5/2001	8.8	mg/kg	
			OU5-CTA-1D-4853SegS-(40,80)	12/5/2001	5.6	mg/kg	
			OU5-CTA-1D-4853SegS-(60,140)	12/5/2001	2.9 J	mg/kg	
			OU5-CTA-1D-4853SegS-(60,20)	12/5/2001	8.4	mg/kg	
			OU5-CTA-1D-4853SegS-(60,40)	12/5/2001	29.8	mg/kg	
			OU5-CTA-1D-4853SegS-(60,60)	12/5/2001	28.4	mg/kg	
			OU5-CTA-1D-4853SegS-(60,80)	12/5/2001	8.3	mg/kg	
			OU5-CTA-1D-4853SegS-(80,100)	12/5/2001	5.4	mg/kg	
			OU5-CTA-1D-4853SegS-(80,120)	12/5/2001	7.4	mg/kg	
			OU5-CTA-1D-4853SegS-(80,140)	12/5/2001	4.8	mg/kg	
			OU5-CTA-1D-4853SegS-(80,160)	12/5/2001	6.4	mg/kg	
			OU5-CTA-1D-4853SegS-(80,20)	12/5/2001	7.3	mg/kg	

Area	Group	Address	Sample ID	Sample Date	Result \1	Units	Duplicate Match
			OU5-CTA-1D-4853SegS-(80,40)	12/5/2001	27.3	mg/kg	
			OU5-CTA-1D-4853SegS-DUP01	12/5/2001	23.9	mg/kg	OU5-CTA-1D-4853SegS-(60,60)
			OU5-CTA-1D-4853SegS-DUP02	12/5/2001	4.9	mg/kg	OU5-CTA-1D-4853SegS-(80,140)
OU4	**OU4**	**4861 Indian Lane**					
			OU4-4861IL-(110,130)	2/1/2001	4.28 J	mg/kg	
			OU4-4861IL-(110,30)	2/1/2001	7.09	mg/kg	
			OU4-4861IL-(110,50)	2/1/2001	51.2	mg/kg	
			OU4-4861IL-(110,70)	2/1/2001	15.2 J	mg/kg	
			OU4-4861IL-(130,50)	2/1/2001	8.94	mg/kg	
			OU4-4861IL-(150,110)	2/1/2001	6.16	mg/kg	
			OU4-4861IL-(150,130)	2/1/2001	7.37 J	mg/kg	
			OU4-4861IL-(150,150)	2/1/2001	6.05 J	mg/kg	
			OU4-4861IL-(150,190)	2/1/2001	6.16 J	mg/kg	
			OU4-4861IL-(150,50)	2/1/2001	31.1	mg/kg	
			OU4-4861IL-(150,70)	2/1/2001	6.83	mg/kg	
			OU4-4861IL-(170,110)	2/1/2001	5.51	mg/kg	
			OU4-4861IL-(170,130)	2/1/2001	5.34	mg/kg	
			OU4-4861IL-(170,150)	2/1/2001	5.09 J	mg/kg	
			OU4-4861IL-(170,190)	2/1/2001	6.11 J	mg/kg	
			OU4-4861IL-(170,70)	2/1/2001	10.9	mg/kg	
			OU4-4861IL-(170,90)	2/1/2001	12.7	mg/kg	
			OU4-4861IL-(190,110)	2/1/2001	4.82	mg/kg	
			OU4-4861IL-(190,130)	2/1/2001	4.72 J	mg/kg	
			OU4-4861IL-(190,210)	2/1/2001	6.19	mg/kg	
			OU4-4861IL-(190,90)	2/1/2001	4.04	mg/kg	
			OU4-4861IL-(210,110)	2/1/2001	3.85	mg/kg	
			OU4-4861IL-(210,130)	2/1/2001	3.91	mg/kg	
			OU4-4861IL-(230,110)	2/1/2001	3.96 J	mg/kg	
			OU4-4861IL-(230,130)	2/1/2001	1.47	mg/kg	
			OU4-4861IL-(230,150)	2/1/2001	3.2 J	mg/kg	
			OU4-4861IL-(250,130)	2/1/2001	5.76	mg/kg	
			OU4-4861IL-(30,110)	2/1/2001	5.6 J	mg/kg	
			OU4-4861IL-(30,90)	2/1/2001	3.98 J	mg/kg	
			OU4-4861IL-(50,110)	2/1/2001	4.24 J	mg/kg	
			OU4-4861IL-(50,50)	2/1/2001	5.68 J	mg/kg	
			OU4-4861IL-(50,70)	2/1/2001	2.51 J	mg/kg	
			OU4-4861IL-(50,90)	2/1/2001	5.07 J	mg/kg	
			OU4-4861IL-(70,10)	2/1/2001	5.64 J	mg/kg	
			OU4-4861IL-(70,110)	2/1/2001	4.17 J	mg/kg	

Area	Group	Address	Sample ID	Sample Date	Result \1	Units	Duplicate Match
			OU4-4861IL-(70,130)	2/1/2001	4.14 J	mg/kg	
			OU4-4861IL-(70,30)	2/1/2001	5.86	mg/kg	
			OU4-4861IL-(70,50)	2/1/2001	7.72 J	mg/kg	
			OU4-4861IL-(70,70)	2/1/2001	3.98 J	mg/kg	
			OU4-4861IL-(70,90)	2/1/2001	5.2 J	mg/kg	
			OU4-4861IL-(90,110)	2/1/2001	8.23 J	mg/kg	
			OU4-4861IL-(90,130)	2/1/2001	4.51 J	mg/kg	
			OU4-4861IL-(90,30)	2/1/2001	17.1	mg/kg	
			OU4-4861IL-(90,50)	2/1/2001	28.6	mg/kg	
			OU4-4861IL-(90,70)	2/1/2001	50 J	mg/kg	
			OU4-4861IL-(90,90)	2/1/2001	6.65 J	mg/kg	
			OU4-4861IL-DUP-01	2/1/2001	4.03 J	mg/kg	OU4-4861IL-30,90
			OU4-4861IL-DUP-02	2/1/2001	3.94 J	mg/kg	OU4-4861IL-110,130
			OU4-4861IL-DUP-03	2/1/2001	6.69 J	mg/kg	OU4-4861IL-150,150
OU4	**OU4**	**4871 Glenbrook Road**					
			OU4-4871-(10,110)	4/17/2001	4	mg/kg	
			OU4-4871-(10,90)	4/17/2001	12.5	mg/kg	
			OU4-4871-(110,130)	4/17/2001	3.7	mg/kg	
			OU4-4871-(110,150)	4/17/2001	11.8	mg/kg	
			OU4-4871-(110,170)	4/17/2001	4.2	mg/kg	
			OU4-4871-(110,190)	4/17/2001	3.8	mg/kg	
			OU4-4871-(110,210)	4/17/2001	11.8	mg/kg	
			OU4-4871-(110,230)	4/17/2001	4.1	mg/kg	
			OU4-4871-(110,30)	4/17/2001	3.2 J	mg/kg	
			OU4-4871-(110,50)	4/17/2001	3	mg/kg	
			OU4-4871-(110,70)	4/17/2001	2.4 J	mg/kg	
			OU4-4871-(110,90)	4/17/2001	3	mg/kg	
			OU4-4871-(130,110)	4/17/2001	7.7	mg/kg	
			OU4-4871-(130,130)	4/17/2001	5.2	mg/kg	
			OU4-4871-(130,150)	4/17/2001	4.2	mg/kg	
			OU4-4871-(130,170)	4/17/2001	4.7	mg/kg	
			OU4-4871-(130,190)	4/17/2001	4	mg/kg	
			OU4-4871-(130,210)	4/17/2001	3.9	mg/kg	
			OU4-4871-(130,50)	4/17/2001	4.2	mg/kg	
			OU4-4871-(130,70)	4/17/2001	9	mg/kg	
			OU4-4871-(130,90)	4/17/2001	3.1	mg/kg	
			OU4-4871-(150,110)	4/17/2001	5.8	mg/kg	
			OU4-4871-(150,130)	4/17/2001	5.7	mg/kg	
			OU4-4871-(150,150)	4/17/2001	5.1	mg/kg	

Area	Group	Address	Sample ID	Sample Date	Result \1	Units	Duplicate Match
			OU4-4871-(150,170)	4/17/2001	2.2 J	mg/kg	
			OU4-4871-(150,190)	4/17/2001	5.9	mg/kg	
			OU4-4871-(150,210)	4/17/2001	5.3	mg/kg	
			OU4-4871-(170,130)	4/17/2001	4.4	mg/kg	
			OU4-4871-(170,150)	4/17/2001	5.3	mg/kg	
			OU4-4871-(170,170)	4/17/2001	4.8	mg/kg	
			OU4-4871-(170,190)	4/17/2001	4.4	mg/kg	
			OU4-4871-(30,110)	4/17/2001	5.9	mg/kg	
			OU4-4871-(30,130)	4/17/2001	4.7	mg/kg	
			OU4-4871-(30,150)	4/17/2001	2.5 J	mg/kg	
			OU4-4871-(30,70)	4/17/2001	5	mg/kg	
			OU4-4871-(30,90)	4/17/2001	6.2	mg/kg	
			OU4-4871-(50,110)	4/17/2001	4.8	mg/kg	
			OU4-4871-(50,130)	4/17/2001	5	mg/kg	
			OU4-4871-(50,150)	4/17/2001	2.9	mg/kg	
			OU4-4871-(50,170)	4/17/2001	2.3 J	mg/kg	
			OU4-4871-(50,50)	4/17/2001	6.1	mg/kg	
			OU4-4871-(50,70)	4/17/2001	5.5	mg/kg	
			OU4-4871-(50,90)	4/17/2001	5.2	mg/kg	
			OU4-4871-(70,170)	4/17/2001	4.3	mg/kg	
			OU4-4871-(70,190)	4/17/2001	4.6	mg/kg	
			OU4-4871-(70,30)	4/17/2001	5.1	mg/kg	
			OU4-4871-(70,50)	4/17/2001	6	mg/kg	
			OU4-4871-(70,70)	4/17/2001	4.1 J	mg/kg	
			OU4-4871-(70,90)	4/17/2001	6.8	mg/kg	
			OU4-4871-(90,10)	4/17/2001	4.3	mg/kg	
			OU4-4871-(90,150)	4/17/2001	2.8 J	mg/kg	
			OU4-4871-(90,170)	4/17/2001	6.1	mg/kg	
			OU4-4871-(90,190)	4/17/2001	4.2	mg/kg	
			OU4-4871-(90,210)	4/17/2001	20.4	mg/kg	
			OU4-4871-(90,30)	4/17/2001	2.7 J	mg/kg	
			OU4-4871-(90,50)	4/17/2001	2.7 J	mg/kg	
			OU4-4871-(90,70)	4/17/2001	3.6	mg/kg	
			OU4-4871-(90,90)	4/17/2001	4.9	mg/kg	
			OU4-4871-DUP01	4/17/2001	5	mg/kg	OU4-4871-(110,130)
			OU4-4871-DUP02	4/17/2001	7.1	mg/kg	OU4-4871-(150,110)
			OU4-4871-DUP03	4/17/2001	4.6	mg/kg	OU4-4871-(150,150)
CTA	**1D**	**4901 Rodman Street**					
			OU5-CTA-1D-4901RS-(0,120)	12/7/2001	2.6	mg/kg	

Area	Group	Address	Sample ID	Sample Date	Result \1	Units	Duplicate Match
			OU5-CTA-1D-4901RS-(100,100)	12/7/2001	3.2	mg/kg	
			OU5-CTA-1D-4901RS-(100,120)	12/7/2001	2.5 J	mg/kg	
			OU5-CTA-1D-4901RS-(100,40)	12/7/2001	4.1	mg/kg	
			OU5-CTA-1D-4901RS-(100,60)	12/7/2001	3.5	mg/kg	
			OU5-CTA-1D-4901RS-(100,80)	12/7/2001	6.1	mg/kg	
			OU5-CTA-1D-4901RS-(20,100)	12/7/2001	3.3	mg/kg	
			OU5-CTA-1D-4901RS-(20,120)	12/7/2001	8.4	mg/kg	
			OU5-CTA-1D-4901RS-(20,140)	12/7/2001	4.9	mg/kg	
			OU5-CTA-1D-4901RS-(20,60)	12/7/2001	2.7 J	mg/kg	
			OU5-CTA-1D-4901RS-(20,80)	12/7/2001	3.6	mg/kg	
			OU5-CTA-1D-4901RS-(40,100)	12/7/2001	24.2	mg/kg	
			OU5-CTA-1D-4901RS-(40,120)	12/7/2001	10.6	mg/kg	
			OU5-CTA-1D-4901RS-(40,140)	12/7/2001	9.7	mg/kg	
			OU5-CTA-1D-4901RS-(40,160)	12/7/2001	4.2	mg/kg	
			OU5-CTA-1D-4901RS-(40,20)	12/7/2001	7.9	mg/kg	
			OU5-CTA-1D-4901RS-(40,40)	12/7/2001	3.5	mg/kg	
			OU5-CTA-1D-4901RS-(40,60)	12/7/2001	5.9	mg/kg	
			OU5-CTA-1D-4901RS-(40,80)	12/7/2001	5.9	mg/kg	
			OU5-CTA-1D-4901RS-(60,100)	12/7/2001	4.2	mg/kg	
			OU5-CTA-1D-4901RS-(60,120)	12/7/2001	9.6	mg/kg	
			OU5-CTA-1D-4901RS-(60,140)	12/7/2001	26.6	mg/kg	
			OU5-CTA-1D-4901RS-(60,160)	12/7/2001	3.9	mg/kg	
			OU5-CTA-1D-4901RS-(60,20)	12/7/2001	6.4	mg/kg	
			OU5-CTA-1D-4901RS-(60,40)	12/7/2001	6.5	mg/kg	
			OU5-CTA-1D-4901RS-(60,60)	12/7/2001	21.5	mg/kg	
			OU5-CTA-1D-4901RS-(60,80)	12/7/2001	15.4	mg/kg	
			OU5-CTA-1D-4901RS-(80,100)	12/7/2001	1.7 J	mg/kg	
			OU5-CTA-1D-4901RS-(80,120)	12/7/2001	3	mg/kg	
			OU5-CTA-1D-4901RS-(80,140)	12/7/2001	14	mg/kg	
			OU5-CTA-1D-4901RS-(80,160)	12/7/2001	4.5	mg/kg	
			OU5-CTA-1D-4901RS-(80,40)	12/7/2001	5.3	mg/kg	
			OU5-CTA-1D-4901RS-(80,60)	12/7/2001	3.9	mg/kg	
			OU5-CTA-1D-4901RS-(80,80)	12/7/2001	2.9 J	mg/kg	
			OU5-CTA-1D-4901RS-DUP01	12/7/2001	4	mg/kg	OU5-CTA-1D-4901RS-(100,60)
			OU5-CTA-1D-4901RS-DUP02	12/7/2001	3.7	mg/kg	OU5-CTA-1D-4901RS-(40,40)
CSA	**12**	**4907 Indian Lane**					
			OU5-CSA-12-4907IL-(100,100)	12/31/2001	15.6	mg/kg	
			OU5-CSA-12-4907IL-(100,120)	12/31/2001	15.6	mg/kg	
			OU5-CSA-12-4907IL-(100,140)	12/31/2001	17.6	mg/kg	

Area	Group	Address	Sample ID	Sample Date	Result \1	Units	Duplicate Match
			OU5-CSA-12-4907IL-(100,160)	12/31/2001	18.7	mg/kg	
			OU5-CSA-12-4907IL-(100,180)	12/31/2001	12	mg/kg	
			OU5-CSA-12-4907IL-(100,20)	12/31/2001	5.2	mg/kg	
			OU5-CSA-12-4907IL-(100,40)	12/31/2001	21	mg/kg	
			OU5-CSA-12-4907IL-(100,60)	12/31/2001	49.4	mg/kg	
			OU5-CSA-12-4907IL-(100,80)	12/31/2001	19.5	mg/kg	
			OU5-CSA-12-4907IL-(120,100)	12/31/2001	17.1	mg/kg	
			OU5-CSA-12-4907IL-(120,120)	12/31/2001	10	mg/kg	
			OU5-CSA-12-4907IL-(120,140)	12/31/2001	6.2	mg/kg	
			OU5-CSA-12-4907IL-(120,160)	12/31/2001	6.2	mg/kg	
			OU5-CSA-12-4907IL-(120,180)	12/31/2001	7.3	mg/kg	
			OU5-CSA-12-4907IL-(120,20)	12/31/2001	5.8	mg/kg	
			OU5-CSA-12-4907IL-(120,40)	12/31/2001	6.5	mg/kg	
			OU5-CSA-12-4907IL-(120,60)	12/31/2001	20.9	mg/kg	
			OU5-CSA-12-4907IL-(120,80)	12/31/2001	16.6	mg/kg	
			OU5-CSA-12-4907IL-(140,100)	12/31/2001	5.8	mg/kg	
			OU5-CSA-12-4907IL-(140,120)	12/31/2001	6.6	mg/kg	
			OU5-CSA-12-4907IL-(140,140)	12/31/2001	3.3	mg/kg	
			OU5-CSA-12-4907IL-(140,180)	12/31/2001	9	mg/kg	
			OU5-CSA-12-4907IL-(140,200)	12/31/2001	4.6	mg/kg	
			OU5-CSA-12-4907IL-(140,40)	12/31/2001	4.1	mg/kg	
			OU5-CSA-12-4907IL-(140,60)	12/31/2001	22.4	mg/kg	
			OU5-CSA-12-4907IL-(140,80)	12/31/2001	17.7	mg/kg	
			OU5-CSA-12-4907IL-(160,100)	12/31/2001	5.9	mg/kg	
			OU5-CSA-12-4907IL-(160,120)	12/31/2001	5.2	mg/kg	
			OU5-CSA-12-4907IL-(160,180)	12/31/2001	4.1	mg/kg	
			OU5-CSA-12-4907IL-(160,200)	12/31/2001	3.4	mg/kg	
			OU5-CSA-12-4907IL-(160,220)	12/31/2001	4.4	mg/kg	
			OU5-CSA-12-4907IL-(160,60)	12/31/2001	4.3	mg/kg	
			OU5-CSA-12-4907IL-(160,80)	12/31/2001	8.7	mg/kg	
			OU5-CSA-12-4907IL-(180,100)	12/31/2001	6.2	mg/kg	
			OU5-CSA-12-4907IL-(180,120)	12/31/2001	5.5	mg/kg	
			OU5-CSA-12-4907IL-(180,140)	12/31/2001	4.1	mg/kg	
			OU5-CSA-12-4907IL-(180,160)	12/31/2001	5	mg/kg	
			OU5-CSA-12-4907IL-(180,180)	12/31/2001	4.8	mg/kg	
			OU5-CSA-12-4907IL-(180,200)	12/31/2001	4.2	mg/kg	
			OU5-CSA-12-4907IL-(180,220)	12/31/2001	5.4	mg/kg	
			OU5-CSA-12-4907IL-(180,60)	12/31/2001	3.4	mg/kg	
			OU5-CSA-12-4907IL-(180,80)	12/31/2001	3.9	mg/kg	

Area	Group	Address	Sample ID	Sample Date	Result \1	Units	Duplicate Match
			OU5-CSA-12-4907IL-(20,120)	12/31/2001	36.3	mg/kg	
			OU5-CSA-12-4907IL-(20,140)	12/31/2001	9.5	mg/kg	
			OU5-CSA-12-4907IL-(200,100)	12/31/2001	5.8	mg/kg	
			OU5-CSA-12-4907IL-(200,120)	12/31/2001	7	mg/kg	
			OU5-CSA-12-4907IL-(200,140)	12/31/2001	4.6	mg/kg	
			OU5-CSA-12-4907IL-(200,160)	12/31/2001	6.5	mg/kg	
			OU5-CSA-12-4907IL-(200,180)	12/31/2001	5	mg/kg	
			OU5-CSA-12-4907IL-(200,200)	12/31/2001	5.9	mg/kg	
			OU5-CSA-12-4907IL-(200,220)	12/31/2001	2.9	mg/kg	
			OU5-CSA-12-4907IL-(200,80)	12/31/2001	2.1 J	mg/kg	
			OU5-CSA-12-4907IL-(220,100)	12/31/2001	5.9	mg/kg	
			OU5-CSA-12-4907IL-(220,120)	12/31/2001	6.4	mg/kg	
			OU5-CSA-12-4907IL-(220,140)	12/31/2001	4	mg/kg	
			OU5-CSA-12-4907IL-(220,160)	12/31/2001	4.6	mg/kg	
			OU5-CSA-12-4907IL-(220,180)	12/31/2001	3.9	mg/kg	
			OU5-CSA-12-4907IL-(220,200)	12/31/2001	4.6	mg/kg	
			OU5-CSA-12-4907IL-(240,100)	12/31/2001	3.4	mg/kg	
			OU5-CSA-12-4907IL-(240,120)	12/31/2001	2.8 J	mg/kg	
			OU5-CSA-12-4907IL-(240,140)	12/31/2001	3.3	mg/kg	
			OU5-CSA-12-4907IL-(240,160)	12/31/2001	3.1	mg/kg	
			OU5-CSA-12-4907IL-(260,120)	12/31/2001	2.7	mg/kg	
			OU5-CSA-12-4907IL-(40,100)	12/31/2001	6	mg/kg	
			OU5-CSA-12-4907IL-(40,120)	12/31/2001	29.3	mg/kg	
			OU5-CSA-12-4907IL-(40,140)	12/31/2001	23	mg/kg	
			OU5-CSA-12-4907IL-(40,80)	12/31/2001	7.1	mg/kg	
			OU5-CSA-12-4907IL-(60,100)	12/31/2001	45.6	mg/kg	
			OU5-CSA-12-4907IL-(60,120)	12/31/2001	38	mg/kg	
			OU5-CSA-12-4907IL-(60,140)	12/31/2001	37.1	mg/kg	
			OU5-CSA-12-4907IL-(60,160)	12/31/2001	21.2	mg/kg	
			OU5-CSA-12-4907IL-(60,60)	12/31/2001	4.9	mg/kg	
			OU5-CSA-12-4907IL-(60,80)	12/31/2001	22.3	mg/kg	
			OU5-CSA-12-4907IL-(80,100)	12/31/2001	24.2	mg/kg	
			OU5-CSA-12-4907IL-(80,120)	12/31/2001	19.4	mg/kg	
			OU5-CSA-12-4907IL-(80,140)	12/31/2001	38.3	mg/kg	
			OU5-CSA-12-4907IL-(80,160)	12/31/2001	43.7	mg/kg	
			OU5-CSA-12-4907IL-(80,40)	12/31/2001	7.9	mg/kg	
			OU5-CSA-12-4907IL-(80,60)	12/31/2001	30.1	mg/kg	
			OU5-CSA-12-4907IL-(80,80)	12/31/2001	25.6	mg/kg	
			OU5-CSA-12-4907IL-DUP01	12/31/2001	20.2	mg/kg	OU5-CSA-12-4907IL-(80,120)

Area	Group	Address	Sample ID	Sample Date	Result \1	Units	Duplicate Match
			OU5-CSA-12-4907IL-DUP02	12/31/2001	5.7	mg/kg	OU5-CSA-12-4907IL-(60,60)
			OU5-CSA-12-4907IL-DUP03	12/31/2001	5.1	mg/kg	OU5-CSA-12-4907IL-(120,140)
			OU5-CSA-12-4907IL-DUP04	12/31/2001	29.5	mg/kg	OU5-CSA-12-4907IL-(80,60)
			OU5-CSA-12-4907IL-SB1	1/7/2002	1.4 J	mg/kg	
CTA	**1A**	**4911 Van Ness Street**					
			OU5-CTA-1A-4911VNS-(0,80)	1/25/2002	3	mg/kg	
			OU5-CTA-1A-4911VNS-(100,100)	1/25/2002	7.9	mg/kg	
			OU5-CTA-1A-4911VNS-(100,40)	1/25/2002	26	mg/kg	
			OU5-CTA-1A-4911VNS-(100,60)	1/25/2002	30.7	mg/kg	
			OU5-CTA-1A-4911VNS-(100,80)	1/25/2002	3.9	mg/kg	
			OU5-CTA-1A-4911VNS-(120,100)	1/25/2002	10	mg/kg	
			OU5-CTA-1A-4911VNS-(120,60)	1/25/2002	3.6	mg/kg	
			OU5-CTA-1A-4911VNS-(120,80)	1/25/2002	3.8	mg/kg	
			OU5-CTA-1A-4911VNS-(140,100)	1/25/2002	6.2	mg/kg	
			OU5-CTA-1A-4911VNS-(140,60)	1/25/2002	15.2	mg/kg	
			OU5-CTA-1A-4911VNS-(140,80)	1/25/2002	4.2	mg/kg	
			OU5-CTA-1A-4911VNS-(20,40)	1/25/2002	33.4	mg/kg	
			OU5-CTA-1A-4911VNS-(20,60)	1/25/2002	12.1	mg/kg	
			OU5-CTA-1A-4911VNS-(20,80)	1/25/2002	4.3	mg/kg	
			OU5-CTA-1A-4911VNS-(40,20)	1/25/2002	6.1	mg/kg	
			OU5-CTA-1A-4911VNS-(40,40)	1/25/2002	6.3	mg/kg	
			OU5-CTA-1A-4911VNS-(40,60)	1/25/2002	18.5	mg/kg	
			OU5-CTA-1A-4911VNS-(40,80)	1/25/2002	3.6	mg/kg	
			OU5-CTA-1A-4911VNS-(60,100)	1/25/2002	2.9	mg/kg	
			OU5-CTA-1A-4911VNS-(60,20)	1/25/2002	12.1	mg/kg	
			OU5-CTA-1A-4911VNS-(60,40)	1/25/2002	4.1	mg/kg	
			OU5-CTA-1A-4911VNS-(60,60)	1/25/2002	5.5	mg/kg	
			OU5-CTA-1A-4911VNS-(60,80)	1/25/2002	2.7	mg/kg	
			OU5-CTA-1A-4911VNS-(80,100)	1/25/2002	3.7	mg/kg	
			OU5-CTA-1A-4911VNS-(80,40)	1/25/2002	3.1	mg/kg	
			OU5-CTA-1A-4911VNS-(80,80)	1/25/2002	2.8	mg/kg	
			OU5-CTA-1A-4911VNS-DUP01	1/25/2002	3.9	mg/kg	OU5-CTA-1A-4911VNS-(120,60)
CTA	**1A**	**4915 Van Ness Street**					
			OU5-CTA-1A-4915VNS-(100,100)	1/31/2002	3.7	mg/kg	
			OU5-CTA-1A-4915VNS-(100,120)	1/31/2002	2.8	mg/kg	
			OU5-CTA-1A-4915VNS-(100,60)	1/31/2002	4.7	mg/kg	
			OU5-CTA-1A-4915VNS-(100,80)	1/31/2002	7.4	mg/kg	
			OU5-CTA-1A-4915VNS-(120,100)	1/31/2002	7.4	mg/kg	

Area	Group	Address	Sample ID	Sample Date	Result \1	Units	Duplicate Match
			OU5-CTA-1A-4915VNS-(120,120)	1/31/2002	5.2	mg/kg	
			OU5-CTA-1A-4915VNS-(120,140)	1/31/2002	4.1	mg/kg	
			OU5-CTA-1A-4915VNS-(120,80)	1/31/2002	9.4	mg/kg	
			OU5-CTA-1A-4915VNS-(20,100)	1/31/2002	4.7	mg/kg	
			OU5-CTA-1A-4915VNS-(20,80)	1/31/2002	3.9	mg/kg	
			OU5-CTA-1A-4915VNS-(40,100)	1/31/2002	4.8	mg/kg	
			OU5-CTA-1A-4915VNS-(40,20)	1/31/2002	3.2	mg/kg	
			OU5-CTA-1A-4915VNS-(40,40)	1/31/2002	4	mg/kg	
			OU5-CTA-1A-4915VNS-(40,60)	1/31/2002	3.9	mg/kg	
			OU5-CTA-1A-4915VNS-(40,80)	1/31/2002	5.3	mg/kg	
			OU5-CTA-1A-4915VNS-(60,100)	1/31/2002	7.4	mg/kg	
			OU5-CTA-1A-4915VNS-(60,120)	1/31/2002	16.1	mg/kg	
			OU5-CTA-1A-4915VNS-(60,20)	1/31/2002	9.8	mg/kg	
			OU5-CTA-1A-4915VNS-(60,40)	1/31/2002	4.9	mg/kg	
			OU5-CTA-1A-4915VNS-(60,60)	1/31/2002	5.9	mg/kg	
			OU5-CTA-1A-4915VNS-(60,80)	1/31/2002	5.7	mg/kg	
			OU5-CTA-1A-4915VNS-(80,100)	1/31/2002	3.4	mg/kg	
			OU5-CTA-1A-4915VNS-(80,120)	1/31/2002	6	mg/kg	
			OU5-CTA-1A-4915VNS-(80,40)	1/31/2002	14.8	mg/kg	
			OU5-CTA-1A-4915VNS-(80,60)	1/31/2002	5	mg/kg	
			OU5-CTA-1A-4915VNS-DUP01	1/31/2002	13.8	mg/kg	OU5-CTA-1A-4915VNS-(80,40)
CSA	**11**	**4918 Hillbrook Lane**					
			OU5-CSA-11-4918HL-(100,100)	1/31/2002	2.5	mg/kg	
			OU5-CSA-11-4918HL-(100,120)	1/31/2002	14.3	mg/kg	
			OU5-CSA-11-4918HL-(100,60)	1/31/2002	7.6	mg/kg	
			OU5-CSA-11-4918HL-(120,100)	1/31/2002	3.8	mg/kg	
			OU5-CSA-11-4918HL-(120,120)	1/31/2002	10.2	mg/kg	
			OU5-CSA-11-4918HL-(120,60)	1/31/2002	6.8	mg/kg	
			OU5-CSA-11-4918HL-(120,80)	1/31/2002	10.1	mg/kg	
			OU5-CSA-11-4918HL-(140,100)	1/31/2002	4.4	mg/kg	
			OU5-CSA-11-4918HL-(140,120)	1/31/2002	15.9	mg/kg	
			OU5-CSA-11-4918HL-(140,60)	1/31/2002	2.9	mg/kg	
			OU5-CSA-11-4918HL-(140,80)	1/31/2002	4.6	mg/kg	
			OU5-CSA-11-4918HL-(160,100)	1/31/2002	5.4	mg/kg	
			OU5-CSA-11-4918HL-(160,120)	1/31/2002	3.8	mg/kg	
			OU5-CSA-11-4918HL-(160,60)	1/31/2002	8.1	mg/kg	
			OU5-CSA-11-4918HL-(160,80)	1/31/2002	3.9	mg/kg	
			OU5-CSA-11-4918HL-(180,60)	1/31/2002	5.4	mg/kg	
			OU5-CSA-11-4918HL-(180,80)	1/31/2002	4.5	mg/kg	

Area	Group	Address	Sample ID	Sample Date	Result \1	Units	Duplicate Match
			OU5-CSA-11-4918HL-(20,40)	1/31/2002	4	mg/kg	
			OU5-CSA-11-4918HL-(20,60)	1/31/2002	5.7	mg/kg	
			OU5-CSA-11-4918HL-(20,80)	1/31/2002	8.8	mg/kg	
			OU5-CSA-11-4918HL-(40,20)	1/31/2002	5.8	mg/kg	
			OU5-CSA-11-4918HL-(40,40)	1/31/2002	26.4	mg/kg	
			OU5-CSA-11-4918HL-(40,60)	1/31/2002	54.6	mg/kg	
			OU5-CSA-11-4918HL-(40,80)	1/31/2002	15.4	mg/kg	
			OU5-CSA-11-4918HL-(60,100)	1/31/2002	2.2	mg/kg	
			OU5-CSA-11-4918HL-(60,20)	1/31/2002	23.8	mg/kg	
			OU5-CSA-11-4918HL-(60,40)	1/31/2002	25.3	mg/kg	
			OU5-CSA-11-4918HL-(60,60)	1/31/2002	56.6	mg/kg	
			OU5-CSA-11-4918HL-(60,80)	1/31/2002	18.3	mg/kg	
			OU5-CSA-11-4918HL-(80,100)	1/31/2002	7	mg/kg	
			OU5-CSA-11-4918HL-(80,40)	1/31/2002	5.8	mg/kg	
			OU5-CSA-11-4918HL-(80,60)	1/31/2002	6.3	mg/kg	
			OU5-CSA-11-4918HL-(80,80)	1/31/2002	5.7	mg/kg	
			OU5-CSA-11-4918HL-DUP01	1/31/2002	21.1	mg/kg	OU5-CSA-11-4918HL-(60,40)
			OU5-CSA-11-4918HL-DUP02	1/31/2002	7.8	mg/kg	OU5-CSA-11-4918HL-(120,80)
			OU5-CSA-11-4918HL-SB1	1/28/2002	16.1 K	mg/kg	
CTA	**1D**	**4920 Rodman Street**					
			OU5-CTA-1D-4920RS-(100,120)	10/18/2001	3.4	mg/kg	
			OU5-CTA-1D-4920RS-(100,20)	10/18/2001	3.3	mg/kg	
			OU5-CTA-1D-4920RS-(100,40)	10/18/2001	3.5	mg/kg	
			OU5-CTA-1D-4920RS-(100,60)	10/18/2001	2.8	mg/kg	
			OU5-CTA-1D-4920RS-(100,80)	10/18/2001	9.6	mg/kg	
			OU5-CTA-1D-4920RS-(120,120)	10/18/2001	2.5	mg/kg	
			OU5-CTA-1D-4920RS-(120,140)	10/18/2001	5.7	mg/kg	
			OU5-CTA-1D-4920RS-(120,40)	10/18/2001	5	mg/kg	
			OU5-CTA-1D-4920RS-(120,60)	10/18/2001	3.4	mg/kg	
			OU5-CTA-1D-4920RS-(120,80)	10/18/2001	5.8	mg/kg	
			OU5-CTA-1D-4920RS-(140,100)	10/18/2001	6.4	mg/kg	
			OU5-CTA-1D-4920RS-(140,120)	10/18/2001	4	mg/kg	
			OU5-CTA-1D-4920RS-(140,140)	10/18/2001	3.2	mg/kg	
			OU5-CTA-1D-4920RS-(140,40)	10/18/2001	1.7 J	mg/kg	
			OU5-CTA-1D-4920RS-(140,80)	10/18/2001	4	mg/kg	
			OU5-CTA-1D-4920RS-(160,100)	10/18/2001	4.9	mg/kg	
			OU5-CTA-1D-4920RS-(160,120)	10/18/2001	6.1	mg/kg	
			OU5-CTA-1D-4920RS-(160,140)	10/18/2001	8	mg/kg	
			OU5-CTA-1D-4920RS-(160,40)	10/18/2001	3.2	mg/kg	

Area	Group	Address	Sample ID	Sample Date	Result \1	Units	Duplicate Match
			OU5-CTA-1D-4920RS-(160,60)	10/18/2001	6.1	mg/kg	
			OU5-CTA-1D-4920RS-(160,80)	10/18/2001	6	mg/kg	
			OU5-CTA-1D-4920RS-(180,100)	10/18/2001	5.8	mg/kg	
			OU5-CTA-1D-4920RS-(180,120)	10/18/2001	7.2	mg/kg	
			OU5-CTA-1D-4920RS-(180,140)	10/18/2001	4.2	mg/kg	
			OU5-CTA-1D-4920RS-(180,160)	10/18/2001	4.3	mg/kg	
			OU5-CTA-1D-4920RS-(180,60)	10/18/2001	14	mg/kg	
			OU5-CTA-1D-4920RS-(180,80)	10/18/2001	6.7	mg/kg	
			OU5-CTA-1D-4920RS-(20,100)	10/18/2001	4.6	mg/kg	
			OU5-CTA-1D-4920RS-(200,100)	10/18/2001	5.2	mg/kg	
			OU5-CTA-1D-4920RS-(200,120)	10/18/2001	6.2	mg/kg	
			OU5-CTA-1D-4920RS-(200,140)	10/18/2001	5.2	mg/kg	
			OU5-CTA-1D-4920RS-(200,160)	10/18/2001	3.8	mg/kg	
			OU5-CTA-1D-4920RS-(200,60)	10/18/2001	12.6	mg/kg	
			OU5-CTA-1D-4920RS-(200,80)	10/18/2001	29.8	mg/kg	
			OU5-CTA-1D-4920RS-(220,140)	10/18/2001	5.1	mg/kg	
			OU5-CTA-1D-4920RS-(220,160)	10/18/2001	3.3 J	mg/kg	
			OU5-CTA-1D-4920RS-(220,180)	10/18/2001	4 J	mg/kg	
			OU5-CTA-1D-4920RS-(40,100)	10/18/2001	13.7	mg/kg	
			OU5-CTA-1D-4920RS-(40,40)	10/18/2001	2.5	mg/kg	
			OU5-CTA-1D-4920RS-(40,60)	10/18/2001	4	mg/kg	
			OU5-CTA-1D-4920RS-(40,80)	10/18/2001	3.2	mg/kg	
			OU5-CTA-1D-4920RS-(60,100)	10/18/2001	26	mg/kg	
			OU5-CTA-1D-4920RS-(60,120)	10/18/2001	3.1	mg/kg	
			OU5-CTA-1D-4920RS-(60,20)	10/18/2001	3.6	mg/kg	
			OU5-CTA-1D-4920RS-(60,40)	10/18/2001	9.6	mg/kg	
			OU5-CTA-1D-4920RS-(60,60)	10/18/2001	19.5	mg/kg	
			OU5-CTA-1D-4920RS-(60,80)	10/18/2001	9.6	mg/kg	
			OU5-CTA-1D-4920RS-(80,100)	10/18/2001	12.2	mg/kg	
			OU5-CTA-1D-4920RS-(80,120)	10/18/2001	7.3	mg/kg	
			OU5-CTA-1D-4920RS-(80,20)	10/18/2001	4.8	mg/kg	
			OU5-CTA-1D-4920RS-(80,40)	10/18/2001	13.5	mg/kg	
			OU5-CTA-1D-4920RS-(80,60)	10/18/2001	15.7	mg/kg	
			OU5-CTA-1D-4920RS-(80,80)	10/18/2001	5.2	mg/kg	
			OU5-CTA-1D-4920RS-DUP01	10/18/2001	4.9	mg/kg	OU5-CTA-1D-4920RS-(140,100)
			OU5-CTA-1D-4920RS-DUP02	10/18/2001	4.9	mg/kg	OU5-CTA-1D-4920RS-(140,80)
			OU5-CTA-1D-4920RS-DUP03	10/18/2001	6.2	mg/kg	OU5-CTA-1D-4920RS-(160,60)
CSA	**11**	**4922 Quebec Street**					
			OU5-CSA-11-4922QS-(100,100)	9/12/2001	4.8 L	mg/kg	

Area	Group	Address	Sample ID	Sample Date	Result \1		Units	Duplicate Match
			OU5-CSA-11-4922QS-(100,120)	9/12/2001	5.7	L	mg/kg	
			OU5-CSA-11-4922QS-(100,60)	9/12/2001	8.3	L	mg/kg	
			OU5-CSA-11-4922QS-(100,80)	9/12/2001	4.9	L	mg/kg	
			OU5-CSA-11-4922QS-(120,100)	9/12/2001	4.3	L	mg/kg	
			OU5-CSA-11-4922QS-(120,120)	9/12/2001	3.7	L	mg/kg	
			OU5-CSA-11-4922QS-(120,40)	9/12/2001	4.4	L	mg/kg	
			OU5-CSA-11-4922QS-(120,60)	9/12/2001	8.6	L	mg/kg	
			OU5-CSA-11-4922QS-(120,80)	9/12/2001	12.5	L	mg/kg	
			OU5-CSA-11-4922QS-(140,100)	9/12/2001	2.4	JL	mg/kg	
			OU5-CSA-11-4922QS-(140,120)	9/12/2001	3	JL	mg/kg	
			OU5-CSA-11-4922QS-(140,40)	9/12/2001	5	L	mg/kg	
			OU5-CSA-11-4922QS-(140,60)	9/12/2001	4.6	L	mg/kg	
			OU5-CSA-11-4922QS-(140,80)	9/12/2001	59.8	L	mg/kg	
			OU5-CSA-11-4922QS-(160,100)	9/12/2001	0.43	UL	mg/kg	
			OU5-CSA-11-4922QS-(160,120)	9/12/2001	0.45	UL	mg/kg	
			OU5-CSA-11-4922QS-(160,40)	9/12/2001	2.9	L	mg/kg	
			OU5-CSA-11-4922QS-(160,60)	9/12/2001	3.5	L	mg/kg	
			OU5-CSA-11-4922QS-(160,80)	9/12/2001	0.42	UL	mg/kg	
			OU5-CSA-11-4922QS-(180,40)	9/12/2001	3.5	L	mg/kg	
			OU5-CSA-11-4922QS-(180,60)	9/12/2001	3.9	L	mg/kg	
			OU5-CSA-11-4922QS-(20,100)	9/12/2001	5.1	L	mg/kg	
			OU5-CSA-11-4922QS-(20,120)	9/12/2001	5.4	L	mg/kg	
			OU5-CSA-11-4922QS-(20,40)	9/12/2001	43.1	L	mg/kg	
			OU5-CSA-11-4922QS-(20,60)	9/12/2001	35.8	L	mg/kg	
			OU5-CSA-11-4922QS-(20,80)	9/12/2001	6.2	L	mg/kg	
			OU5-CSA-11-4922QS-(40,100)	9/12/2001	97	L	mg/kg	
			OU5-CSA-11-4922QS-(40,120)	9/12/2001	61.7	L	mg/kg	
			OU5-CSA-11-4922QS-(40,40)	9/12/2001	6.8	L	mg/kg	
			OU5-CSA-11-4922QS-(40,60)	9/12/2001	46.4	L	mg/kg	
			OU5-CSA-11-4922QS-(40,80)	9/12/2001	41.9	L	mg/kg	
			OU5-CSA-11-4922QS-(60,100)	9/12/2001	27.6	L	mg/kg	
			OU5-CSA-11-4922QS-(60,40)	9/12/2001	5.7	L	mg/kg	
			OU5-CSA-11-4922QS-(60,60)	9/12/2001	69.1	L	mg/kg	
			OU5-CSA-11-4922QS-(60,80)	9/12/2001	29.7	L	mg/kg	
			OU5-CSA-11-4922QS-(60.120)	9/12/2001	57.8	L	mg/kg	
			OU5-CSA-11-4922QS-(80,100)	9/12/2001	3	L	mg/kg	
			OU5-CSA-11-4922QS-(80,120)	9/12/2001	2.1	JL	mg/kg	
			OU5-CSA-11-4922QS-(80,40)	9/12/2001	2.1	JL	mg/kg	
			OU5-CSA-11-4922QS-DUP01	9/12/2001	64.5	L	mg/kg	OU5-CSA-11-4922QS-(40,120)

Area	Group	Address	Sample ID	Sample Date	Result \1	Units	Duplicate Match
			OU5-CSA-11-4922QS-DUP02	9/12/2001	43.9 L	mg/kg	OU5-CSA-11-4922QS-(40,80)
CTA	**1D**	**4924 Van Ness Street**					
			OU5-CTA-1D-4924VNS-(0,20)	12/17/2001	2.4 J	mg/kg	
			OU5-CTA-1D-4924VNS-(0,40)	12/17/2001	4.7	mg/kg	
			OU5-CTA-1D-4924VNS-(0,60)	12/17/2001	2.9	mg/kg	
			OU5-CTA-1D-4924VNS-(100,100)	12/17/2001	3	mg/kg	
			OU5-CTA-1D-4924VNS-(100,40)	12/17/2001	5.5	mg/kg	
			OU5-CTA-1D-4924VNS-(100,60)	12/17/2001	10.3	mg/kg	
			OU5-CTA-1D-4924VNS-(100,80)	12/17/2001	1.7 J	mg/kg	
			OU5-CTA-1D-4924VNS-(120,100)	12/17/2001	3.3	mg/kg	
			OU5-CTA-1D-4924VNS-(120,120)	12/17/2001	3.6	mg/kg	
			OU5-CTA-1D-4924VNS-(120,60)	12/17/2001	2.1 J	mg/kg	
			OU5-CTA-1D-4924VNS-(120,80)	12/17/2001	1.9 J	mg/kg	
			OU5-CTA-1D-4924VNS-(140,100)	12/17/2001	5.4	mg/kg	
			OU5-CTA-1D-4924VNS-(140,120)	12/17/2001	4.8	mg/kg	
			OU5-CTA-1D-4924VNS-(140,60)	12/17/2001	5.3	mg/kg	
			OU5-CTA-1D-4924VNS-(140,80)	12/17/2001	9.6	mg/kg	
			OU5-CTA-1D-4924VNS-(160,100)	12/17/2001	3.4	mg/kg	
			OU5-CTA-1D-4924VNS-(160,120)	12/17/2001	7.3	mg/kg	
			OU5-CTA-1D-4924VNS-(160,60)	12/17/2001	4.5	mg/kg	
			OU5-CTA-1D-4924VNS-(160,80)	12/17/2001	4.9	mg/kg	
			OU5-CTA-1D-4924VNS-(20,20)	12/17/2001	3.5	mg/kg	
			OU5-CTA-1D-4924VNS-(20,40)	12/17/2001	3	mg/kg	
			OU5-CTA-1D-4924VNS-(20,60)	12/17/2001	2.5 J	mg/kg	
			OU5-CTA-1D-4924VNS-(20,80)	12/17/2001	4.2	mg/kg	
			OU5-CTA-1D-4924VNS-(40,20)	12/17/2001	2 J	mg/kg	
			OU5-CTA-1D-4924VNS-(40,40)	12/17/2001	1.7 J	mg/kg	
			OU5-CTA-1D-4924VNS-(40,60)	12/17/2001	3.5	mg/kg	
			OU5-CTA-1D-4924VNS-(40,80)	12/17/2001	3.8	mg/kg	
			OU5-CTA-1D-4924VNS-(60,40)	12/17/2001	2.4 J	mg/kg	
			OU5-CTA-1D-4924VNS-(60,60)	12/17/2001	3	mg/kg	
			OU5-CTA-1D-4924VNS-(60,80)	12/17/2001	5.6	mg/kg	
			OU5-CTA-1D-4924VNS-(80,100)	12/17/2001	3.8	mg/kg	
			OU5-CTA-1D-4924VNS-(80,40)	12/17/2001	6.9	mg/kg	
			OU5-CTA-1D-4924VNS-(80,60)	12/17/2001	3.7	mg/kg	
			OU5-CTA-1D-4924VNS-(80,80)	12/17/2001	2.5 J	mg/kg	
			OU5-CTA-1D-4924VNS-DUP01	12/17/2001	11.4	mg/kg	OU5-CTA-1D-4924VNS-(100,60)
			OU5-CTA-1D-4924VNS-DUP02	12/17/2001	4.3	mg/kg	OU5-CTA-1D-4924VNS-(40,60)

Area	Group	Address	Sample ID	Sample Date	Result \1	Units	Duplicate Match
CSA	12	4925 Loughboro Road					
			OU5-CSA-12-4925LR-SB1	1/21/2002	4.7	mg/kg	
CSA	12	4925 Loughboro Road, Lot 20					
			OU5-CSA-12-L20-(0,140)	2/18/2002	3.4	mg/kg	
			OU5-CSA-12-L20-(0,160)	2/18/2002	3.7	mg/kg	
			OU5-CSA-12-L20-(100,0)	2/18/2002	2.7	mg/kg	
			OU5-CSA-12-L20-(100,100)	2/18/2002	3.7	mg/kg	
			OU5-CSA-12-L20-(100,120)	2/18/2002	3.3	mg/kg	
			OU5-CSA-12-L20-(100,140)	2/18/2002	3.4	mg/kg	
			OU5-CSA-12-L20-(100,160)	2/18/2002	3.4	mg/kg	
			OU5-CSA-12-L20-(100,180)	2/18/2002	4	mg/kg	
			OU5-CSA-12-L20-(100,20)	2/18/2002	2.9	mg/kg	
			OU5-CSA-12-L20-(100,200)	2/18/2002	11.7	mg/kg	
			OU5-CSA-12-L20-(100,220)	2/18/2002	52.6	mg/kg	
			OU5-CSA-12-L20-(100,40)	2/18/2002	3.3	mg/kg	
			OU5-CSA-12-L20-(100,60)	2/18/2002	3.2	mg/kg	
			OU5-CSA-12-L20-(100,80)	2/18/2002	3.3	mg/kg	
			OU5-CSA-12-L20-(120,100)	2/18/2002	4.4	mg/kg	
			OU5-CSA-12-L20-(120,120)	2/18/2002	3.8	mg/kg	
			OU5-CSA-12-L20-(120,140)	2/18/2002	4.2	mg/kg	
			OU5-CSA-12-L20-(120,160)	2/18/2002	3.9	mg/kg	
			OU5-CSA-12-L20-(120,180)	2/18/2002	10.9	mg/kg	
			OU5-CSA-12-L20-(120,20)	2/18/2002	3.5	mg/kg	
			OU5-CSA-12-L20-(120,200)	2/18/2002	59.1	mg/kg	
			OU5-CSA-12-L20-(120,220)	2/18/2002	21.7	mg/kg	
			OU5-CSA-12-L20-(120,40)	2/18/2002	2.5	mg/kg	
			OU5-CSA-12-L20-(120,60)	2/18/2002	3	mg/kg	
			OU5-CSA-12-L20-(120,80)	2/18/2002	2.8	mg/kg	
			OU5-CSA-12-L20-(140,100)	2/18/2002	4.1	mg/kg	
			OU5-CSA-12-L20-(140,120)	2/18/2002	2.9 J	mg/kg	
			OU5-CSA-12-L20-(140,140)	2/18/2002	2.7	mg/kg	
			OU5-CSA-12-L20-(140,160)	2/18/2002	3.4	mg/kg	
			OU5-CSA-12-L20-(140,180)	2/18/2002	7.6	mg/kg	
			OU5-CSA-12-L20-(140,20)	2/18/2002	4	mg/kg	
			OU5-CSA-12-L20-(140,200)	2/18/2002	90.4	mg/kg	
			OU5-CSA-12-L20-(140,220)	2/18/2002	25	mg/kg	
			OU5-CSA-12-L20-(140,40)	2/18/2002	2.9	mg/kg	
			OU5-CSA-12-L20-(140,60)	2/18/2002	1.5	mg/kg	

Area	Group	Address	Sample ID	Sample Date	Result \1	Units	Duplicate Match
			OU5-CSA-12-L20-(140,80)	2/18/2002	2.7	mg/kg	
			OU5-CSA-12-L20-(160,100)	2/18/2002	3.7	mg/kg	
			OU5-CSA-12-L20-(160,120)	2/18/2002	4.6	mg/kg	
			OU5-CSA-12-L20-(160,140)	2/18/2002	5.7	mg/kg	
			OU5-CSA-12-L20-(160,160)	2/18/2002	5.2	mg/kg	
			OU5-CSA-12-L20-(160,180)	2/18/2002	4.9	mg/kg	
			OU5-CSA-12-L20-(160,40)	2/18/2002	2.3	mg/kg	
			OU5-CSA-12-L20-(160,60)	2/18/2002	3	mg/kg	
			OU5-CSA-12-L20-(160,80)	2/18/2002	3.5	mg/kg	
			OU5-CSA-12-L20-(180,100)	2/18/2002	4.4	mg/kg	
			OU5-CSA-12-L20-(180,120)	2/18/2002	4.8	mg/kg	
			OU5-CSA-12-L20-(180,140)	2/18/2002	4.5	mg/kg	
			OU5-CSA-12-L20-(180,60)	2/18/2002	2.4	mg/kg	
			OU5-CSA-12-L20-(180-80)	2/18/2002	3.3	mg/kg	
			OU5-CSA-12-L20-(20,120)	2/18/2002	4	mg/kg	
			OU5-CSA-12-L20-(20,140)	2/18/2002	2.9	mg/kg	
			OU5-CSA-12-L20-(20,160)	2/18/2002	4.8	mg/kg	
			OU5-CSA-12-L20-(20,180)	2/18/2002	3.4	mg/kg	
			OU5-CSA-12-L20-(200,100)	2/18/2002	4.2	mg/kg	
			OU5-CSA-12-L20-(200,120)	2/18/2002	6.1	mg/kg	
			OU5-CSA-12-L20-(200,80)	2/18/2002	2.5	mg/kg	
			OU5-CSA-12-L20-(40,100)	2/18/2002	3.5	mg/kg	
			OU5-CSA-12-L20-(40,120)	2/18/2002	4.3	mg/kg	
			OU5-CSA-12-L20-(40,140)	2/18/2002	3.6	mg/kg	
			OU5-CSA-12-L20-(40,160)	2/18/2002	3.7	mg/kg	
			OU5-CSA-12-L20-(40,180)	2/18/2002	3	mg/kg	
			OU5-CSA-12-L20-(60,100)	2/18/2002	5.5	mg/kg	
			OU5-CSA-12-L20-(60,120)	2/18/2002	2.4	mg/kg	
			OU5-CSA-12-L20-(60,140)	2/18/2002	3.8	mg/kg	
			OU5-CSA-12-L20-(60,160)	2/18/2002	2.6	mg/kg	
			OU5-CSA-12-L20-(60,180)	2/18/2002	2.7	mg/kg	
			OU5-CSA-12-L20-(60,200)	2/18/2002	2.7	mg/kg	
			OU5-CSA-12-L20-(60,60)	2/18/2002	4.3	mg/kg	
			OU5-CSA-12-L20-(60,80)	2/18/2002	4.4	mg/kg	
			OU5-CSA-12-L20-(80,100)	2/18/2002	3.3	mg/kg	
			OU5-CSA-12-L20-(80,120)	2/18/2002	3.7	mg/kg	
			OU5-CSA-12-L20-(80,140)	2/18/2002	3.3	mg/kg	
			OU5-CSA-12-L20-(80,160)	2/18/2002	4.1	mg/kg	
			OU5-CSA-12-L20-(80,180)	2/18/2002	5.3	mg/kg	

Area	Group	Address	Sample ID	Sample Date	Result \1	Units	Duplicate Match
			OU5-CSA-12-L20-(80,200)	2/18/2002	5.8	mg/kg	
			OU5-CSA-12-L20-(80,40)	2/18/2002	3.7	mg/kg	
			OU5-CSA-12-L20-(80,60)	2/18/2002	2.7	mg/kg	
			OU5-CSA-12-L20-(80,80)	2/18/2002	4	mg/kg	
			OU5-CSA-12-L20-DUP01	2/18/2002	78.1	mg/kg	OU5-CSA-12-L20-(140,200)
			OU5-CSA-12-L20-DUP02	2/18/2002	4.6	mg/kg	OU5-CSA-12-L20-(160,180)
			OU5-CSA-12-L20-DUP03	2/18/2002	3.8	mg/kg	OU5-CSA-12-L20-(160,100)
			OU5-CSA-12-L20-SB1	2/28/2002	5.9 L	mg/kg	
CSA	**11**	**4938 Quebec Street**					
			OU5-CSA-11-4938QS-(0,40)	11/20/2001	6.1 J	mg/kg	
			OU5-CSA-11-4938QS-(0,60)	11/20/2001	5 J	mg/kg	
			OU5-CSA-11-4938QS-(100,20)	11/20/2001	19 J	mg/kg	
			OU5-CSA-11-4938QS-(100,40)	11/20/2001	10.2 J	mg/kg	
			OU5-CSA-11-4938QS-(100,60)	11/20/2001	22.1 J	mg/kg	
			OU5-CSA-11-4938QS-(100,80)	11/20/2001	8.8 J	mg/kg	
			OU5-CSA-11-4938QS-(120,20)	11/20/2001	4 J	mg/kg	
			OU5-CSA-11-4938QS-(120,40)	11/20/2001	16.5 J	mg/kg	
			OU5-CSA-11-4938QS-(120,60)	11/20/2001	26 J	mg/kg	
			OU5-CSA-11-4938QS-(120,80)	11/20/2001	3.1 J	mg/kg	
			OU5-CSA-11-4938QS-(140,20)	11/20/2001	3 J	mg/kg	
			OU5-CSA-11-4938QS-(140,40)	11/20/2001	3.4 J	mg/kg	
			OU5-CSA-11-4938QS-(140,60)	11/20/2001	5 J	mg/kg	
			OU5-CSA-11-4938QS-(20,20)	11/20/2001	16.4 J	mg/kg	
			OU5-CSA-11-4938QS-(20,40)	11/20/2001	18.5 J	mg/kg	
			OU5-CSA-11-4938QS-(20,60)	11/20/2001	9.5 J	mg/kg	
			OU5-CSA-11-4938QS-(20,80)	11/20/2001	15.1 J	mg/kg	
			OU5-CSA-11-4938QS-(40,20)	11/20/2001	9.9 J	mg/kg	
			OU5-CSA-11-4938QS-(40,40)	11/20/2001	12.2 J	mg/kg	
			OU5-CSA-11-4938QS-(40,60)	11/20/2001	11.3 J	mg/kg	
			OU5-CSA-11-4938QS-(40,80)	11/20/2001	17.6 J	mg/kg	
			OU5-CSA-11-4938QS-(60,20)	11/20/2001	3.6 J	mg/kg	
			OU5-CSA-11-4938QS-(60,40)	11/20/2001	16.6 J	mg/kg	
			OU5-CSA-11-4938QS-(60,60)	11/20/2001	25.3 J	mg/kg	
			OU5-CSA-11-4938QS-(60,80)	11/20/2001	4 J	mg/kg	
			OU5-CSA-11-4938QS-(80,20)	11/20/2001	2.1 J	mg/kg	
			OU5-CSA-11-4938QS-(80,60)	11/20/2001	26.7 J	mg/kg	
			OU5-CSA-11-4938QS-(80,80)	11/20/2001	5.3 J	mg/kg	
			OU5-CSA-11-4938QS-DUP01	11/20/2001	15.4 J	mg/kg	OU5-CSA-11-4938QS-(40,60)
			OU5-CSA-11-4938QS-DUP02	11/20/2001	9.8 J	mg/kg	OU5-CSA-11-4938QS-(40,20)

Area	Group	Address	Sample ID	Sample Date	Result \1	Units	Duplicate Match
			OU5-CSA-11-4938QS-SB1	12/3/2001	4.4	mg/kg	
CSA	**12**	**4940 Indian Lane**					
			OU5-CSA-12-4940IL-(100,100)	12/21/2001	16.3	mg/kg	
			OU5-CSA-12-4940IL-(100,120)	12/21/2001	4.4	mg/kg	
			OU5-CSA-12-4940IL-(100,160)	12/21/2001	6.5	mg/kg	
			OU5-CSA-12-4940IL-(100,180)	12/21/2001	14.7	mg/kg	
			OU5-CSA-12-4940IL-(100,20)	12/21/2001	4.6	mg/kg	
			OU5-CSA-12-4940IL-(100,200)	12/21/2001	8.4	mg/kg	
			OU5-CSA-12-4940IL-(100,220)	12/21/2001	8.3	mg/kg	
			OU5-CSA-12-4940IL-(100,240)	12/21/2001	2.3	mg/kg	
			OU5-CSA-12-4940IL-(100,40)	12/21/2001	4.8	mg/kg	
			OU5-CSA-12-4940IL-(100,60)	12/21/2001	5.6	mg/kg	
			OU5-CSA-12-4940IL-(100,80)	12/21/2001	5.6	mg/kg	
			OU5-CSA-12-4940IL-(120,100)	12/21/2001	5.8	mg/kg	
			OU5-CSA-12-4940IL-(120,120)	12/21/2001	1.2 J	mg/kg	
			OU5-CSA-12-4940IL-(120,140)	12/21/2001	21.9	mg/kg	
			OU5-CSA-12-4940IL-(120,180)	12/21/2001	18.7	mg/kg	
			OU5-CSA-12-4940IL-(120,200)	12/21/2001	11.6	mg/kg	
			OU5-CSA-12-4940IL-(120,220)	12/21/2001	5.6	mg/kg	
			OU5-CSA-12-4940IL-(120,240)	12/21/2001	2.8	mg/kg	
			OU5-CSA-12-4940IL-(120,40)	12/21/2001	22.3	mg/kg	
			OU5-CSA-12-4940IL-(120,60)	12/21/2001	5	mg/kg	
			OU5-CSA-12-4940IL-(120,80)	12/21/2001	3.3	mg/kg	
			OU5-CSA-12-4940IL-(140,100)	12/21/2001	5.2	mg/kg	
			OU5-CSA-12-4940IL-(140,120)	12/21/2001	16.9	mg/kg	
			OU5-CSA-12-4940IL-(140,140)	12/21/2001	28.2	mg/kg	
			OU5-CSA-12-4940IL-(140,180)	12/21/2001	5.4	mg/kg	
			OU5-CSA-12-4940IL-(140,200)	12/21/2001	13.7	mg/kg	
			OU5-CSA-12-4940IL-(140,220)	12/21/2001	13	mg/kg	
			OU5-CSA-12-4940IL-(140,240)	12/21/2001	2.9	mg/kg	
			OU5-CSA-12-4940IL-(140,260)	12/21/2001	5.8	mg/kg	
			OU5-CSA-12-4940IL-(140,40)	12/21/2001	4.3	mg/kg	
			OU5-CSA-12-4940IL-(140,60)	12/21/2001	2 J	mg/kg	
			OU5-CSA-12-4940IL-(140,80)	12/21/2001	5.4	mg/kg	
			OU5-CSA-12-4940IL-(160,100)	12/21/2001	4.5	mg/kg	
			OU5-CSA-12-4940IL-(160,120)	12/21/2001	3.8	mg/kg	
			OU5-CSA-12-4940IL-(160,140)	12/21/2001	2.8	mg/kg	
			OU5-CSA-12-4940IL-(160,160)	12/21/2001	1.7 J	mg/kg	
			OU5-CSA-12-4940IL-(160,200)	12/21/2001	17	mg/kg	

Area	Group	Address	Sample ID	Sample Date	Result \1	Units	Duplicate Match
			OU5-CSA-12-4940IL-(160,220)	12/21/2001	4.4	mg/kg	
			OU5-CSA-12-4940IL-(160,240)	12/21/2001	2.4 J	mg/kg	
			OU5-CSA-12-4940IL-(160,260)	12/21/2001	3.8	mg/kg	
			OU5-CSA-12-4940IL-(160,60)	12/21/2001	4.8	mg/kg	
			OU5-CSA-12-4940IL-(160,80)	12/21/2001	4.1	mg/kg	
			OU5-CSA-12-4940IL-(180,100)	12/21/2001	4.2	mg/kg	
			OU5-CSA-12-4940IL-(180,120)	12/21/2001	4.5	mg/kg	
			OU5-CSA-12-4940IL-(180,140)	12/21/2001	3.7	mg/kg	
			OU5-CSA-12-4940IL-(180,160)	12/21/2001	2.4	mg/kg	
			OU5-CSA-12-4940IL-(180,180)	12/21/2001	3.5	mg/kg	
			OU5-CSA-12-4940IL-(180,200)	12/21/2001	4.9	mg/kg	
			OU5-CSA-12-4940IL-(180,220)	12/21/2001	5.4	mg/kg	
			OU5-CSA-12-4940IL-(180,240)	12/21/2001	3.3	mg/kg	
			OU5-CSA-12-4940IL-(180,260)	12/21/2001	3	mg/kg	
			OU5-CSA-12-4940IL-(180,80)	12/21/2001	5	mg/kg	
			OU5-CSA-12-4940IL-(20,160)	12/21/2001	35	mg/kg	
			OU5-CSA-12-4940IL-(20,180)	12/21/2001	4.6	mg/kg	
			OU5-CSA-12-4940IL-(20,200)	12/21/2001	7.5	mg/kg	
			OU5-CSA-12-4940IL-(20,220)	12/21/2001	5.3	mg/kg	
			OU5-CSA-12-4940IL-(200,120)	12/21/2001	2.2	mg/kg	
			OU5-CSA-12-4940IL-(200,140)	12/21/2001	2.7	mg/kg	
			OU5-CSA-12-4940IL-(200,160)	12/21/2001	3.5	mg/kg	
			OU5-CSA-12-4940IL-(200,180)	12/21/2001	3.2	mg/kg	
			OU5-CSA-12-4940IL-(200,200)	12/21/2001	3.9	mg/kg	
			OU5-CSA-12-4940IL-(200,220)	12/21/2001	2.3	mg/kg	
			OU5-CSA-12-4940IL-(200,240)	12/21/2001	2.9	mg/kg	
			OU5-CSA-12-4940IL-(200,260)	12/21/2001	3	mg/kg	
			OU5-CSA-12-4940IL-(220,160)	12/21/2001	2	mg/kg	
			OU5-CSA-12-4940IL-(220,180)	12/21/2001	3.4	mg/kg	
			OU5-CSA-12-4940IL-(220,200)	12/21/2001	2.6	mg/kg	
			OU5-CSA-12-4940IL-(220,220)	12/21/2001	1.9 J	mg/kg	
			OU5-CSA-12-4940IL-(220,240)	12/21/2001	1.3 J	mg/kg	
			OU5-CSA-12-4940IL-(220,260)	12/21/2001	3.1	mg/kg	
			OU5-CSA-12-4940IL-(240,220)	12/21/2001	2.1	mg/kg	
			OU5-CSA-12-4940IL-(240,240)	12/21/2001	2.1 J	mg/kg	
			OU5-CSA-12-4940IL-(240,260)	12/21/2001	2 J	mg/kg	
			OU5-CSA-12-4940IL-(40,100)	12/21/2001	7.5	mg/kg	
			OU5-CSA-12-4940IL-(40,120)	12/21/2001	26.2	mg/kg	
			OU5-CSA-12-4940IL-(40,140)	12/21/2001	24.8	mg/kg	

Area	Group	Address	Sample ID	Sample Date	Result \1	Units	Duplicate Match
			OU5-CSA-12-4940IL-(40,160)	12/21/2001	18.5	mg/kg	
			OU5-CSA-12-4940IL-(40,180)	12/21/2001	23.6	mg/kg	
			OU5-CSA-12-4940IL-(40,200)	12/21/2001	7.6	mg/kg	
			OU5-CSA-12-4940IL-(40,220)	12/21/2001	4.1	mg/kg	
			OU5-CSA-12-4940IL-(40,240)	12/21/2001	5.1	mg/kg	
			OU5-CSA-12-4940IL-(40,60)	12/21/2001	5.2	mg/kg	
			OU5-CSA-12-4940IL-(40,80)	12/21/2001	7.7	mg/kg	
			OU5-CSA-12-4940IL-(60,100)	12/21/2001	23.2	mg/kg	
			OU5-CSA-12-4940IL-(60,120)	12/21/2001	7	mg/kg	
			OU5-CSA-12-4940IL-(60,140)	12/21/2001	31.8	mg/kg	
			OU5-CSA-12-4940IL-(60,160)	12/21/2001	31.6	mg/kg	
			OU5-CSA-12-4940IL-(60,180)	12/21/2001	31.1	mg/kg	
			OU5-CSA-12-4940IL-(60,20)	12/21/2001	3.5	mg/kg	
			OU5-CSA-12-4940IL-(60,200)	12/21/2001	13.8	mg/kg	
			OU5-CSA-12-4940IL-(60,220)	12/21/2001	14.7	mg/kg	
			OU5-CSA-12-4940IL-(60,240)	12/21/2001	21.7	mg/kg	
			OU5-CSA-12-4940IL-(60,40)	12/21/2001	3.6	mg/kg	
			OU5-CSA-12-4940IL-(60,60)	12/21/2001	3.6	mg/kg	
			OU5-CSA-12-4940IL-(60,80)	12/21/2001	5.3	mg/kg	
			OU5-CSA-12-4940IL-(80,100)	12/21/2001	4.7	mg/kg	
			OU5-CSA-12-4940IL-(80,120)	12/21/2001	6.2	mg/kg	
			OU5-CSA-12-4940IL-(80,140)	12/21/2001	18.8	mg/kg	
			OU5-CSA-12-4940IL-(80,160)	12/21/2001	6.1	mg/kg	
			OU5-CSA-12-4940IL-(80,180)	12/21/2001	46.1	mg/kg	
			OU5-CSA-12-4940IL-(80,20)	12/21/2001	5	mg/kg	
			OU5-CSA-12-4940IL-(80,200)	12/21/2001	6.8	mg/kg	
			OU5-CSA-12-4940IL-(80,220)	12/21/2001	10.9	mg/kg	
			OU5-CSA-12-4940IL-(80,240)	12/21/2001	2.2	mg/kg	
			OU5-CSA-12-4940IL-(80,40)	12/21/2001	7.2	mg/kg	
			OU5-CSA-12-4940IL-(80,60)	12/21/2001	6.4	mg/kg	
			OU5-CSA-12-4940IL-DUP01	12/21/2001	4.7	mg/kg	OU5-CSA-12-4940IL-(120,80)
			OU5-CSA-12-4940IL-DUP02	12/21/2001	4.7	mg/kg	OU5-CSA-12-4940IL-(160,80)
			OU5-CSA-12-4940IL-DUP03	12/21/2001	4	mg/kg	OU5-CSA-12-4940IL-(120,140)
			OU5-CSA-12-4940IL-DUP04	12/21/2001	30.6	mg/kg	OU5-CSA-12-4940IL-(40,140)
			OU5-CSA-12-4940IL-DUP05	12/21/2001	58.4	mg/kg	OU5-CSA-12-4940IL-(80,180)
			OU5-CSA-12-4940IL-SB1	12/17/2001	22.5	mg/kg	
CSA	**11**	**4944 Quebec Street**					
			OU5-CSA-11-4944QS-(100,20)	1/28/2002	4.9	mg/kg	
			OU5-CSA-11-4944QS-(100,40)	1/28/2002	7.9	mg/kg	

Area	Group	Address	Sample ID	Sample Date	Result \1	Units	Duplicate Match
			OU5-CSA-11-4944QS-(100,60)	1/28/2002	3.6	mg/kg	
			OU5-CSA-11-4944QS-(100,80)	1/28/2002	7.7	mg/kg	
			OU5-CSA-11-4944QS-(120,20)	1/28/2002	2.8	mg/kg	
			OU5-CSA-11-4944QS-(120,40)	1/28/2002	6.6	mg/kg	
			OU5-CSA-11-4944QS-(120,60)	1/28/2002	2.4	mg/kg	
			OU5-CSA-11-4944QS-(120,80)	1/28/2002	4.3	mg/kg	
			OU5-CSA-11-4944QS-(140,20)	1/28/2002	5.8	mg/kg	
			OU5-CSA-11-4944QS-(140,40)	1/28/2002	4.2	mg/kg	
			OU5-CSA-11-4944QS-(140,60)	1/28/2002	5.9	mg/kg	
			OU5-CSA-11-4944QS-(140,80)	1/28/2002	6	mg/kg	
			OU5-CSA-11-4944QS-(20,20)	1/28/2002	19.6	mg/kg	
			OU5-CSA-11-4944QS-(20,40)	1/28/2002	13.4	mg/kg	
			OU5-CSA-11-4944QS-(20,60)	1/28/2002	16.2	mg/kg	
			OU5-CSA-11-4944QS-(20,80)	1/28/2002	24.3	mg/kg	
			OU5-CSA-11-4944QS-(40,20)	1/28/2002	16.4	mg/kg	
			OU5-CSA-11-4944QS-(40,40)	1/28/2002	30.9	mg/kg	
			OU5-CSA-11-4944QS-(40,60)	1/28/2002	20.7	mg/kg	
			OU5-CSA-11-4944QS-(40,80)	1/28/2002	11.1	mg/kg	
			OU5-CSA-11-4944QS-(60,20)	1/28/2002	4.2	mg/kg	
			OU5-CSA-11-4944QS-(60,40)	1/28/2002	21.8	mg/kg	
			OU5-CSA-11-4944QS-(60,60)	1/28/2002	9.1	mg/kg	
			OU5-CSA-11-4944QS-(60,80)	1/28/2002	28.5	mg/kg	
			OU5-CSA-11-4944QS-(80,20)	1/28/2002	6.1	mg/kg	
			OU5-CSA-11-4944QS-(80,60)	1/28/2002	6.3	mg/kg	
			OU5-CSA-11-4944QS-(80,80)	1/28/2002	5.6	mg/kg	
			OU5-CSA-11-4944QS-DUP01	1/28/2002	33.8	mg/kg	OU5-CSA-11-4944QS-(40,40)
			OU5-CSA-11-4944QS-SB-DUP69	1/28/2002	2.1	mg/kg	OU5-CSA-11-4944QS-SB4
			OU5-CSA-11-4944QS-SB1	1/28/2002	2.7	mg/kg	
			OU5-CSA-11-4944QS-SB2	1/28/2002	2.5	mg/kg	
			OU5-CSA-11-4944QS-SB3	1/28/2002	2.1	mg/kg	
			OU5-CSA-11-4944QS-SB4	1/28/2002	2.3	mg/kg	
			OU5-CSA-11-4944QS-SB5	1/28/2002	1.8	mg/kg	
			OU5-CSA-11-4944QS-SB6	1/28/2002	1.4	mg/kg	
CSA	11	4950 Quebec Street					
			OU5-CSA-11-4950QS-(100,100)	12/19/2001	5.4	mg/kg	
			OU5-CSA-11-4950QS-(100,20)	12/19/2001	8.8	mg/kg	
			OU5-CSA-11-4950QS-(100,40)	12/19/2001	3.2	mg/kg	
			OU5-CSA-11-4950QS-(100,60)	12/19/2001	3.1	mg/kg	
			OU5-CSA-11-4950QS-(100,80)	12/19/2001	2.8 J	mg/kg	

Area	Group	Address	Sample ID	Sample Date	Result \1	Units	Duplicate Match
			OU5-CSA-11-4950QS-(120,100)	12/19/2001	3.9	mg/kg	
			OU5-CSA-11-4950QS-(120,20)	12/19/2001	3.8	mg/kg	
			OU5-CSA-11-4950QS-(120,40)	12/19/2001	2.5 J	mg/kg	
			OU5-CSA-11-4950QS-(120,60)	12/19/2001	3	mg/kg	
			OU5-CSA-11-4950QS-(120,80)	12/19/2001	4.9	mg/kg	
			OU5-CSA-11-4950QS-(140,100)	12/19/2001	2.7	mg/kg	
			OU5-CSA-11-4950QS-(140,20)	12/19/2001	3.6	mg/kg	
			OU5-CSA-11-4950QS-(140,40)	12/19/2001	2.5 J	mg/kg	
			OU5-CSA-11-4950QS-(140,60)	12/19/2001	3	mg/kg	
			OU5-CSA-11-4950QS-(140,80)	12/19/2001	2.6 J	mg/kg	
			OU5-CSA-11-4950QS-(160,100)	12/19/2001	2.6 J	mg/kg	
			OU5-CSA-11-4950QS-(160,60)	12/19/2001	3 J	mg/kg	
			OU5-CSA-11-4950QS-(160,80)	12/19/2001	3.1	mg/kg	
			OU5-CSA-11-4950QS-(20,100)	12/19/2001	10	mg/kg	
			OU5-CSA-11-4950QS-(20,20)	12/19/2001	16.1	mg/kg	
			OU5-CSA-11-4950QS-(20,40)	12/19/2001	4.4	mg/kg	
			OU5-CSA-11-4950QS-(20,60)	12/19/2001	9.3	mg/kg	
			OU5-CSA-11-4950QS-(20,80)	12/19/2001	9.2	mg/kg	
			OU5-CSA-11-4950QS-(40,100)	12/19/2001	3	mg/kg	
			OU5-CSA-11-4950QS-(40,20)	12/19/2001	6.6	mg/kg	
			OU5-CSA-11-4950QS-(40,40)	12/19/2001	17.9	mg/kg	
			OU5-CSA-11-4950QS-(40,60)	12/19/2001	21.4	mg/kg	
			OU5-CSA-11-4950QS-(40,80)	12/19/2001	8.6	mg/kg	
			OU5-CSA-11-4950QS-(60,100)	12/19/2001	5.5	mg/kg	
			OU5-CSA-11-4950QS-(60,20)	12/19/2001	3.7	mg/kg	
			OU5-CSA-11-4950QS-(60,40)	12/19/2001	8.5	mg/kg	
			OU5-CSA-11-4950QS-(60,60)	12/19/2001	6.8	mg/kg	
			OU5-CSA-11-4950QS-(60,80)	12/19/2001	6.4	mg/kg	
			OU5-CSA-11-4950QS-(80,100)	12/19/2001	3.7	mg/kg	
			OU5-CSA-11-4950QS-(80,80)	12/19/2001	5.1	mg/kg	
			OU5-CSA-11-4950QS-DUP01	12/19/2001	2.5 J	mg/kg	OU5-CSA-11-4950QS-(100,80)
			OU5-CSA-11-4950QS-DUP02	12/19/2001	12.8	mg/kg	OU5-CSA-11-4950QS-(20,80)
			OU5-CSA-11-4950QS-SB1	12/17/2001	4.2	mg/kg	
CSA	11	4955 Glenbrook Road					
			OU5-CSA-11-4955GR-(100,100)	11/2/2001	5.3 K	mg/kg	
			OU5-CSA-11-4955GR-(100,160)	11/2/2001	30.1 K	mg/kg	
			OU5-CSA-11-4955GR-(100,180)	11/2/2001	7 K	mg/kg	
			OU5-CSA-11-4955GR-(100,20)	11/2/2001	11.9 K	mg/kg	
			OU5-CSA-11-4955GR-(100,40)	11/2/2001	25.4 K	mg/kg	

Area	Group	Address	Sample ID	Sample Date	Result \1	Units	Duplicate Match
			OU5-CSA-11-4955GR-(100,60)	11/2/2001	24.2 K	mg/kg	
			OU5-CSA-11-4955GR-(100,80)	11/2/2001	9.2 K	mg/kg	
			OU5-CSA-11-4955GR-(120,100)	11/2/2001	28 K	mg/kg	
			OU5-CSA-11-4955GR-(120,120)	11/2/2001	16.4 K	mg/kg	
			OU5-CSA-11-4955GR-(120,140)	11/2/2001	28.4 K	mg/kg	
			OU5-CSA-11-4955GR-(120,160)	11/2/2001	7.9 K	mg/kg	
			OU5-CSA-11-4955GR-(120,180)	11/2/2001	5.4 K	mg/kg	
			OU5-CSA-11-4955GR-(120,20)	11/2/2001	7.2 K	mg/kg	
			OU5-CSA-11-4955GR-(120,40)	11/2/2001	9 K	mg/kg	
			OU5-CSA-11-4955GR-(120,60)	11/2/2001	5.5 K	mg/kg	
			OU5-CSA-11-4955GR-(140,100)	11/2/2001	36.4 K	mg/kg	
			OU5-CSA-11-4955GR-(140,120)	11/2/2001	39.9 K	mg/kg	
			OU5-CSA-11-4955GR-(140,140)	11/2/2001	27.3 K	mg/kg	
			OU5-CSA-11-4955GR-(140,180)	11/2/2001	15.5 K	mg/kg	
			OU5-CSA-11-4955GR-(140,40)	11/2/2001	8.3 K	mg/kg	
			OU5-CSA-11-4955GR-(140,60)	11/2/2001	25.1 K	mg/kg	
			OU5-CSA-11-4955GR-(140,80)	11/2/2001	38.3 K	mg/kg	
			OU5-CSA-11-4955GR-(140160)	11/2/2001	25.9 K	mg/kg	
			OU5-CSA-11-4955GR-(160,100)	11/2/2001	20.4 K	mg/kg	
			OU5-CSA-11-4955GR-(160,120)	11/2/2001	35.6 K	mg/kg	
			OU5-CSA-11-4955GR-(160,140)	11/2/2001	3.5 K	mg/kg	
			OU5-CSA-11-4955GR-(160,160)	11/2/2001	3.5 K	mg/kg	
			OU5-CSA-11-4955GR-(160,180)	11/2/2001	3.9 K	mg/kg	
			OU5-CSA-11-4955GR-(160,200)	11/2/2001	11.5 K	mg/kg	
			OU5-CSA-11-4955GR-(160,40)	11/2/2001	5.8 K	mg/kg	
			OU5-CSA-11-4955GR-(160,60)	11/2/2001	19.4 K	mg/kg	
			OU5-CSA-11-4955GR-(160,80)	11/2/2001	16.9 K	mg/kg	
			OU5-CSA-11-4955GR-(180,60)	11/2/2001	4.2 K	mg/kg	
			OU5-CSA-11-4955GR-(180,80)	11/2/2001	5.9 K	mg/kg	
			OU5-CSA-11-4955GR-(20,100)	11/2/2001	4.8 K	mg/kg	
			OU5-CSA-11-4955GR-(20,120)	11/2/2001	29.6 K	mg/kg	
			OU5-CSA-11-4955GR-(20,140)	11/2/2001	3.9 K	mg/kg	
			OU5-CSA-11-4955GR-(20,160)	11/2/2001	3.9 K	mg/kg	
			OU5-CSA-11-4955GR-(40,100)	11/2/2001	8.7 K	mg/kg	
			OU5-CSA-11-4955GR-(40,120)	11/2/2001	31.9 K	mg/kg	
			OU5-CSA-11-4955GR-(40,140)	11/2/2001	4.2 K	mg/kg	
			OU5-CSA-11-4955GR-(40,160)	11/2/2001	3.6 K	mg/kg	
			OU5-CSA-11-4955GR-(40,60)	11/2/2001	9.2 K	mg/kg	
			OU5-CSA-11-4955GR-(40,80)	11/2/2001	11.8 K	mg/kg	

Area	Group	Address	Sample ID	Sample Date	Result \1	Units	Duplicate Match
			OU5-CSA-11-4955GR-(60,0)	11/2/2001	18.1 K	mg/kg	
			OU5-CSA-11-4955GR-(60,100)	11/2/2001	5.5 K	mg/kg	
			OU5-CSA-11-4955GR-(60,120)	11/2/2001	4.1 K	mg/kg	
			OU5-CSA-11-4955GR-(60,140)	11/2/2001	5.9 K	mg/kg	
			OU5-CSA-11-4955GR-(60,160)	11/2/2001	4.2 K	mg/kg	
			OU5-CSA-11-4955GR-(60,20)	11/2/2001	13.6 K	mg/kg	
			OU5-CSA-11-4955GR-(60,40)	11/2/2001	8.8 K	mg/kg	
			OU5-CSA-11-4955GR-(60,60)	11/2/2001	22.1 K	mg/kg	
			OU5-CSA-11-4955GR-(60,80)	11/2/2001	14.3 K	mg/kg	
			OU5-CSA-11-4955GR-(80,100)	11/2/2001	4.3 K	mg/kg	
			OU5-CSA-11-4955GR-(80,120)	11/2/2001	24.8 K	mg/kg	
			OU5-CSA-11-4955GR-(80,140)	11/2/2001	12.1 K	mg/kg	
			OU5-CSA-11-4955GR-(80,160)	11/2/2001	27.4 K	mg/kg	
			OU5-CSA-11-4955GR-(80,180)	11/2/2001	5.1 K	mg/kg	
			OU5-CSA-11-4955GR-(80,20)	11/2/2001	12.1 K	mg/kg	
			OU5-CSA-11-4955GR-(80,40)	11/2/2001	18.9 K	mg/kg	
			OU5-CSA-11-4955GR-(80,60)	11/2/2001	6.4 K	mg/kg	
			OU5-CSA-11-4955GR-(80,80)	11/2/2001	20.2 K	mg/kg	
			OU5-CSA-11-4955GR-DUP01	11/2/2001	22.4 K	mg/kg	OU5-CSA-11-4955GR-(80,120)
			OU5-CSA-11-4955GR-DUP02	11/2/2001	16.6 K	mg/kg	OU5-CSA-11-4955GR-(60,80)
			OU5-CSA-11-4955GR-DUP03	11/2/2001	27.7 K	mg/kg	OU5-CSA-11-4955GR-(140,60)
			OU5-CSA-11-4955GR-SB1	11/13/2001	3.7	mg/kg	
CSA	**11**	**4959 Hillbrook Lane**					
			OU5-CSA-11-4959HL-(0,100)	12/4/2001	7.4	mg/kg	
			OU5-CSA-11-4959HL-(0,20)	12/4/2001	4.7	mg/kg	
			OU5-CSA-11-4959HL-(0,40)	12/4/2001	7.6	mg/kg	
			OU5-CSA-11-4959HL-(0,60)	12/4/2001	12.2	mg/kg	
			OU5-CSA-11-4959HL-(0,80)	12/4/2001	8.4	mg/kg	
			OU5-CSA-11-4959HL-(100,100)	12/4/2001	7.8	mg/kg	
			OU5-CSA-11-4959HL-(100,40)	12/4/2001	2.9 J	mg/kg	
			OU5-CSA-11-4959HL-(100,80)	12/4/2001	5.6	mg/kg	
			OU5-CSA-11-4959HL-(120,100)	12/4/2001	5.7	mg/kg	
			OU5-CSA-11-4959HL-(120,20)	12/4/2001	4.3	mg/kg	
			OU5-CSA-11-4959HL-(140,100)	12/4/2001	27.6	mg/kg	
			OU5-CSA-11-4959HL-(140,20)	12/4/2001	12.8	mg/kg	
			OU5-CSA-11-4959HL-(140,40)	12/4/2001	13.9	mg/kg	
			OU5-CSA-11-4959HL-(140,60)	12/4/2001	8.5	mg/kg	
			OU5-CSA-11-4959HL-(140,80)	12/4/2001	7.5	mg/kg	
			OU5-CSA-11-4959HL-(160,100)	12/4/2001	4.5	mg/kg	

Area	Group	Address	Sample ID	Sample Date	Result \1	Units	Duplicate Match
			OU5-CSA-11-4959HL-(160,20)	12/4/2001	4.4	mg/kg	
			OU5-CSA-11-4959HL-(160,40)	12/4/2001	3.4 J	mg/kg	
			OU5-CSA-11-4959HL-(160,60)	12/4/2001	5.6	mg/kg	
			OU5-CSA-11-4959HL-(160,80)	12/4/2001	7.3	mg/kg	
			OU5-CSA-11-4959HL-(20,100)	12/4/2001	3 J	mg/kg	
			OU5-CSA-11-4959HL-(20,20)	12/4/2001	5	mg/kg	
			OU5-CSA-11-4959HL-(20,40)	12/4/2001	0.85 U	mg/kg	
			OU5-CSA-11-4959HL-(20,60)	12/4/2001	9.4	mg/kg	
			OU5-CSA-11-4959HL-(20,80)	12/4/2001	4	mg/kg	
			OU5-CSA-11-4959HL-(40,100)	12/4/2001	11.7	mg/kg	
			OU5-CSA-11-4959HL-(40,20)	12/4/2001	18	mg/kg	
			OU5-CSA-11-4959HL-(40,40)	12/4/2001	15.3	mg/kg	
			OU5-CSA-11-4959HL-(40,60)	12/4/2001	15.4	mg/kg	
			OU5-CSA-11-4959HL-(40,80)	12/4/2001	15.8	mg/kg	
			OU5-CSA-11-4959HL-(60,100)	12/4/2001	17.1	mg/kg	
			OU5-CSA-11-4959HL-(60,20)	12/4/2001	6.4	mg/kg	
			OU5-CSA-11-4959HL-(60,40)	12/4/2001	4.8	mg/kg	
			OU5-CSA-11-4959HL-(60,60)	12/4/2001	3.6 J	mg/kg	
			OU5-CSA-11-4959HL-(60,80)	12/4/2001	2.4 J	mg/kg	
			OU5-CSA-11-4959HL-(80,100)	12/4/2001	7.9	mg/kg	
			OU5-CSA-11-4959HL-(80,20)	12/4/2001	16.9	mg/kg	
			OU5-CSA-11-4959HL-(80,40)	12/4/2001	14.1	mg/kg	
			OU5-CSA-11-4959HL-(80,80)	12/4/2001	2.8 J	mg/kg	
			OU5-CSA-11-4959HL-DUP01	12/4/2001	18.9	mg/kg	OU5-CSA-11-4959HL-(40,40)
			OU5-CSA-11-4959HL-DUP02	12/4/2001	8.7	mg/kg	OU5-CSA-11-4959HL-(80,40)
			OU5-CSA-11-4959HL-SB1	12/3/2001	3.3	mg/kg	
CSA	**11**	**4962 Quebec Street**					
			OU5-CSA-11-4962QS-(100,100)	12/13/2001	11.4 J	mg/kg	
			OU5-CSA-11-4962QS-(100,20)	12/13/2001	6.2 J	mg/kg	
			OU5-CSA-11-4962QS-(100,40)	12/13/2001	8.1 J	mg/kg	
			OU5-CSA-11-4962QS-(100,60)	12/13/2001	29.2 J	mg/kg	
			OU5-CSA-11-4962QS-(100,80)	12/13/2001	9.3 J	mg/kg	
			OU5-CSA-11-4962QS-(120,100)	12/13/2001	8.1 J	mg/kg	
			OU5-CSA-11-4962QS-(120,20)	12/13/2001	13.8 J	mg/kg	
			OU5-CSA-11-4962QS-(120,40)	12/13/2001	8.6 J	mg/kg	
			OU5-CSA-11-4962QS-(120,60)	12/13/2001	9.4 J	mg/kg	
			OU5-CSA-11-4962QS-(120,80)	12/13/2001	8.7 J	mg/kg	
			OU5-CSA-11-4962QS-(140,100)	12/13/2001	10.1 J	mg/kg	
			OU5-CSA-11-4962QS-(140,20)	12/13/2001	12.6 J	mg/kg	

Area	Group	Address	Sample ID	Sample Date	Result \1	Units	Duplicate Match
			OU5-CSA-11-4962QS-(140,40)	12/13/2001	9.1 J	mg/kg	
			OU5-CSA-11-4962QS-(140,60)	12/13/2001	7.2 J	mg/kg	
			OU5-CSA-11-4962QS-(140,80)	12/13/2001	11.5 J	mg/kg	
			OU5-CSA-11-4962QS-(20,20)	12/13/2001	6.1 J	mg/kg	
			OU5-CSA-11-4962QS-(20,40)	12/13/2001	16.3 J	mg/kg	
			OU5-CSA-11-4962QS-(20,60)	12/13/2001	20.6 J	mg/kg	
			OU5-CSA-11-4962QS-(20,80)	12/13/2001	14.5 J	mg/kg	
			OU5-CSA-11-4962QS-(40,20)	12/13/2001	13 J	mg/kg	
			OU5-CSA-11-4962QS-(40,40)	12/13/2001	13.9 J	mg/kg	
			OU5-CSA-11-4962QS-(40,60)	12/13/2001	11 J	mg/kg	
			OU5-CSA-11-4962QS-(40,80)	12/13/2001	10.8 J	mg/kg	
			OU5-CSA-11-4962QS-(60,20)	12/13/2001	9.1 J	mg/kg	
			OU5-CSA-11-4962QS-(60,40)	12/13/2001	4.4 J	mg/kg	
			OU5-CSA-11-4962QS-(60,60)	12/13/2001	7.8 J	mg/kg	
			OU5-CSA-11-4962QS-(60,80)	12/13/2001	18.1 J	mg/kg	
			OU5-CSA-11-4962QS-(80,20)	12/13/2001	7 J	mg/kg	
			OU5-CSA-11-4962QS-(80,80)	12/13/2001	10.9 J	mg/kg	
			OU5-CSA-11-4962QS-DUP01	12/13/2001	20.9 J	mg/kg	OU5-CSA-11-4962QS-(20,60)
			OU5-CSA-11-4962QS-DUP02	12/13/2001	11.5 J	mg/kg	OU5-CSA-11-4962QS-(100,80)
			OU5-CSA-11-4962QS-SB1	12/10/2001	2.2	mg/kg	
CSA	**12**	**5001 Loughboro Road**					
			OU5-CSA-12-5001LR-(100,100)	12/27/2001	3.2	mg/kg	
			OU5-CSA-12-5001LR-(100,120)	12/27/2001	14.7	mg/kg	
			OU5-CSA-12-5001LR-(100,140)	12/27/2001	6.5	mg/kg	
			OU5-CSA-12-5001LR-(100,160)	12/27/2001	7.2	mg/kg	
			OU5-CSA-12-5001LR-(100,20)	12/27/2001	4.9	mg/kg	
			OU5-CSA-12-5001LR-(100,40)	12/27/2001	3.6	mg/kg	
			OU5-CSA-12-5001LR-(100,60)	12/27/2001	2.8	mg/kg	
			OU5-CSA-12-5001LR-(100,80)	12/27/2001	4.2	mg/kg	
			OU5-CSA-12-5001LR-(120,100)	12/27/2001	4	mg/kg	
			OU5-CSA-12-5001LR-(120,20)	12/27/2001	3.2	mg/kg	
			OU5-CSA-12-5001LR-(120,40)	12/27/2001	4	mg/kg	
			OU5-CSA-12-5001LR-(120,60)	12/27/2001	3.9	mg/kg	
			OU5-CSA-12-5001LR-(120,80)	12/27/2001	2.2	mg/kg	
			OU5-CSA-12-5001LR-(140,40)	12/27/2001	3.2 J	mg/kg	
			OU5-CSA-12-5001LR-(140,60)	12/27/2001	2.7	mg/kg	
			OU5-CSA-12-5001LR-(20,100)	12/27/2001	58.1	mg/kg	
			OU5-CSA-12-5001LR-(20,120)	12/27/2001	10.2	mg/kg	
			OU5-CSA-12-5001LR-(20,140)	12/27/2001	10.5	mg/kg	

Area	Group	Address	Sample ID	Sample Date	Result \1	Units	Duplicate Match
			OU5-CSA-12-5001LR-(20,20)	12/27/2001	4.4	mg/kg	
			OU5-CSA-12-5001LR-(20,40)	12/27/2001	7.5	mg/kg	
			OU5-CSA-12-5001LR-(20,60)	12/27/2001	3.4	mg/kg	
			OU5-CSA-12-5001LR-(20,80)	12/27/2001	5.4	mg/kg	
			OU5-CSA-12-5001LR-(40,100)	12/27/2001	7.6	mg/kg	
			OU5-CSA-12-5001LR-(40,120)	12/27/2001	52.2	mg/kg	
			OU5-CSA-12-5001LR-(40,140)	12/27/2001	21.9	mg/kg	
			OU5-CSA-12-5001LR-(40,160)	12/27/2001	14.1	mg/kg	
			OU5-CSA-12-5001LR-(40,20)	12/27/2001	3.7	mg/kg	
			OU5-CSA-12-5001LR-(40,40)	12/27/2001	2.9	mg/kg	
			OU5-CSA-12-5001LR-(40,60)	12/27/2001	3.3	mg/kg	
			OU5-CSA-12-5001LR-(40,80)	12/27/2001	26	mg/kg	
			OU5-CSA-12-5001LR-(60,100)	12/27/2001	1.4 J	mg/kg	
			OU5-CSA-12-5001LR-(60,120)	12/27/2001	5.3	mg/kg	
			OU5-CSA-12-5001LR-(60,140)	12/27/2001	18.1	mg/kg	
			OU5-CSA-12-5001LR-(60,160)	12/27/2001	4.9	mg/kg	
			OU5-CSA-12-5001LR-(60,20)	12/27/2001	4.5	mg/kg	
			OU5-CSA-12-5001LR-(60,40)	12/27/2001	3.8	mg/kg	
			OU5-CSA-12-5001LR-(60,60)	12/27/2001	3.7	mg/kg	
			OU5-CSA-12-5001LR-(80,100)	12/27/2001	3.8	mg/kg	
			OU5-CSA-12-5001LR-(80,120)	12/27/2001	20.3	mg/kg	
			OU5-CSA-12-5001LR-(80,140)	1/2/2002	26.1	mg/kg	
			OU5-CSA-12-5001LR-(80,160)	12/27/2001	4.3	mg/kg	
			OU5-CSA-12-5001LR-(80,20)	12/27/2001	3.4	mg/kg	
			OU5-CSA-12-5001LR-(80,40)	12/27/2001	5.5	mg/kg	
			OU5-CSA-12-5001LR-(80,60)	12/27/2001	4.6	mg/kg	
			OU5-CSA-12-5001LR-(80,80)	12/27/2001	4.9	mg/kg	
			OU5-CSA-12-5001LR-DUP01	12/27/2001	5.4	mg/kg	OU5-CSA-12-5001LR-(120,100)
			OU5-CSA-12-5001LR-DUP02	12/27/2001	3.8	mg/kg	OU5-CSA-12-5001LR-(120,40)
			OU5-CSA-12-5001LR-SB1	1/7/2002	2.8	mg/kg	
CSA	**11**	**5001 Rockwood Parkway**					
			OU5-CSA-11-5001RP-(100,100)	12/7/2001	3.7	mg/kg	
			OU5-CSA-11-5001RP-(100,140)	12/7/2001	4.2	mg/kg	
			OU5-CSA-11-5001RP-(100,160)	12/7/2001	3.2	mg/kg	
			OU5-CSA-11-5001RP-(100,180)	12/7/2001	23.7	mg/kg	
			OU5-CSA-11-5001RP-(100,20)	12/7/2001	10.8	mg/kg	
			OU5-CSA-11-5001RP-(100,200)	12/7/2001	6.7	mg/kg	
			OU5-CSA-11-5001RP-(100,220)	12/7/2001	1.3 J	mg/kg	
			OU5-CSA-11-5001RP-(100,40)	12/7/2001	142	mg/kg	

Area	Group	Address	Sample ID	Sample Date	Result \1	Units	Duplicate Match
			OU5-CSA-11-5001RP-(100,60)	12/7/2001	142	mg/kg	
			OU5-CSA-11-5001RP-(100,80)	12/7/2001	18.3	mg/kg	
			OU5-CSA-11-5001RP-(120,100)	12/7/2001	21.1	mg/kg	
			OU5-CSA-11-5001RP-(120,160)	12/7/2001	3.1	mg/kg	
			OU5-CSA-11-5001RP-(120,180)	12/7/2001	19	mg/kg	
			OU5-CSA-11-5001RP-(120,20)	12/7/2001	5.8	mg/kg	
			OU5-CSA-11-5001RP-(120,200)	12/7/2001	6	mg/kg	
			OU5-CSA-11-5001RP-(120,220)	12/7/2001	36.4	mg/kg	
			OU5-CSA-11-5001RP-(120,240)	12/7/2001	6.5	mg/kg	
			OU5-CSA-11-5001RP-(120,40)	12/7/2001	3.1 J	mg/kg	
			OU5-CSA-11-5001RP-(120,60)	12/7/2001	26.6	mg/kg	
			OU5-CSA-11-5001RP-(120,80)	12/7/2001	73	mg/kg	
			OU5-CSA-11-5001RP-(140,100)	12/7/2001	52.6	mg/kg	
			OU5-CSA-11-5001RP-(140,120)	12/7/2001	18.7	mg/kg	
			OU5-CSA-11-5001RP-(140,160)	12/7/2001	4.2	mg/kg	
			OU5-CSA-11-5001RP-(140,180)	12/7/2001	22.3	mg/kg	
			OU5-CSA-11-5001RP-(140,200)	12/7/2001	111	mg/kg	
			OU5-CSA-11-5001RP-(140,220)	12/7/2001	5.8	mg/kg	
			OU5-CSA-11-5001RP-(140,40)	12/7/2001	3.5	mg/kg	
			OU5-CSA-11-5001RP-(140,60)	12/7/2001	1.8 J	mg/kg	
			OU5-CSA-11-5001RP-(140,80)	12/7/2001	73.7	mg/kg	
			OU5-CSA-11-5001RP-(160,100)	12/7/2001	23.1	mg/kg	
			OU5-CSA-11-5001RP-(160,120)	12/7/2001	14.5	mg/kg	
			OU5-CSA-11-5001RP-(160,140)	12/7/2001	6	mg/kg	
			OU5-CSA-11-5001RP-(160,160)	12/7/2001	19.6	mg/kg	
			OU5-CSA-11-5001RP-(160,180)	12/7/2001	55.3	mg/kg	
			OU5-CSA-11-5001RP-(160,200)	12/7/2001	4.4	mg/kg	
			OU5-CSA-11-5001RP-(160,40)	12/7/2001	2.1 J	mg/kg	
			OU5-CSA-11-5001RP-(160,60)	12/7/2001	1.7 J	mg/kg	
			OU5-CSA-11-5001RP-(160,80)	12/7/2001	2.1 J	mg/kg	
			OU5-CSA-11-5001RP-(180,100)	12/7/2001	1.1 J	mg/kg	
			OU5-CSA-11-5001RP-(180,120)	12/7/2001	23.1	mg/kg	
			OU5-CSA-11-5001RP-(180,140)	12/7/2001	74.9	mg/kg	
			OU5-CSA-11-5001RP-(180,160)	12/7/2001	60.8	mg/kg	
			OU5-CSA-11-5001RP-(180,180)	12/7/2001	4.4	mg/kg	
			OU5-CSA-11-5001RP-(180,60)	12/7/2001	1.9 J	mg/kg	
			OU5-CSA-11-5001RP-(180,80)	12/7/2001	2.2 J	mg/kg	
			OU5-CSA-11-5001RP-(20,140)	12/7/2001	1.1 J	mg/kg	
			OU5-CSA-11-5001RP-(20,160)	12/7/2001	1.8 J	mg/kg	

Area	Group	Address	Sample ID	Sample Date	Result \1	Units	Duplicate Match
			OU5-CSA-11-5001RP-(200,100)	12/7/2001	2.3 J	mg/kg	
			OU5-CSA-11-5001RP-(200,120)	12/7/2001	7.5	mg/kg	
			OU5-CSA-11-5001RP-(200,140)	12/7/2001	8	mg/kg	
			OU5-CSA-11-5001RP-(200,160)	12/7/2001	5.2	mg/kg	
			OU5-CSA-11-5001RP-(200,60)	12/7/2001	2 J	mg/kg	
			OU5-CSA-11-5001RP-(200,80)	12/7/2001	2.6 J	mg/kg	
			OU5-CSA-11-5001RP-(220,100)	12/7/2001	2.7 J	mg/kg	
			OU5-CSA-11-5001RP-(220,120)	12/7/2001	2.7	mg/kg	
			OU5-CSA-11-5001RP-(220,140)	12/7/2001	3.2 J	mg/kg	
			OU5-CSA-11-5001RP-(220,80)	12/7/2001	1.9 J	mg/kg	
			OU5-CSA-11-5001RP-(240,100)	12/7/2001	1.9 J	mg/kg	
			OU5-CSA-11-5001RP-(240,120)	12/7/2001	2.8	mg/kg	
			OU5-CSA-11-5001RP-(240,140)	12/7/2001	2.8	mg/kg	
			OU5-CSA-11-5001RP-(260,100)	12/7/2001	1.4 J	mg/kg	
			OU5-CSA-11-5001RP-(260,120)	12/7/2001	1.7 J	mg/kg	
			OU5-CSA-11-5001RP-(280,120)	12/7/2001	1.7 J	mg/kg	
			OU5-CSA-11-5001RP-(40,120)	12/7/2001	30	mg/kg	
			OU5-CSA-11-5001RP-(40,140)	12/7/2001	8	mg/kg	
			OU5-CSA-11-5001RP-(40,160)	12/7/2001	1.3 J	mg/kg	
			OU5-CSA-11-5001RP-(40,180)	12/7/2001	4.1	mg/kg	
			OU5-CSA-11-5001RP-(60,100)	12/7/2001	8.4	mg/kg	
			OU5-CSA-11-5001RP-(60,120)	12/7/2001	5.8	mg/kg	
			OU5-CSA-11-5001RP-(60,140)	12/7/2001	9.7	mg/kg	
			OU5-CSA-11-5001RP-(60,160)	12/7/2001	1.5 J	mg/kg	
			OU5-CSA-11-5001RP-(60,180)	12/7/2001	3	mg/kg	
			OU5-CSA-11-5001RP-(60,200)	12/7/2001	1.6 J	mg/kg	
			OU5-CSA-11-5001RP-(60,80)	12/7/2001	16.5	mg/kg	
			OU5-CSA-11-5001RP-(80,160)	12/7/2001	14.2	mg/kg	
			OU5-CSA-11-5001RP-(80,180)	12/7/2001	3.8	mg/kg	
			OU5-CSA-11-5001RP-(80,200)	12/7/2001	1.5 J	mg/kg	
			OU5-CSA-11-5001RP-(80,60)	12/7/2001	46.5	mg/kg	
			OU5-CSA-11-5001RP-(80,80)	12/7/2001	19.4	mg/kg	
			OU5-CSA-11-5001RP-DUP01	12/7/2001	23.9	mg/kg	OU5-CSA-11-5001RP-(80,60)
			OU5-CSA-11-5001RP-DUP02	12/7/2001	0.88 J	mg/kg	OU5-CSA-11-5001RP-(60,200)
			OU5-CSA-11-5001RP-DUP03	12/7/2001	17.9	mg/kg	OU5-CSA-11-5001RP-(140,180)
			OU5-CSA-11-5001RP-DUP04	12/7/2001	489	mg/kg	OU5-CSA-11-5001RP-(60,80)
CTA	**1A**	**5001 Van Ness Street**					
			OU5-CTA-1A-5001VNS-(100,120)	10/16/2001	44.6	mg/kg	
			OU5-CTA-1A-5001VNS-(100,140)	10/16/2001	4	mg/kg	

Area	Group	Address	Sample ID	Sample Date	Result \1	Units	Duplicate Match
			OU5-CTA-1A-5001VNS-(100,160)	10/16/2001	6.2	mg/kg	
			OU5-CTA-1A-5001VNS-(100,180)	10/16/2001	12.7	mg/kg	
			OU5-CTA-1A-5001VNS-(100,40)	10/16/2001	3.1	mg/kg	
			OU5-CTA-1A-5001VNS-(100,60)	10/16/2001	3.3	mg/kg	
			OU5-CTA-1A-5001VNS-(100,80)	10/16/2001	3.4	mg/kg	
			OU5-CTA-1A-5001VNS-(120,100)	10/16/2001	4.3	mg/kg	
			OU5-CTA-1A-5001VNS-(120,120)	10/16/2001	5.8	mg/kg	
			OU5-CTA-1A-5001VNS-(120,140)	10/16/2001	19.6	mg/kg	
			OU5-CTA-1A-5001VNS-(120,160)	10/16/2001	5.3	mg/kg	
			OU5-CTA-1A-5001VNS-(120,180)	10/16/2001	5.5	mg/kg	
			OU5-CTA-1A-5001VNS-(120,60)	10/16/2001	2.5	mg/kg	
			OU5-CTA-1A-5001VNS-(120,80)	10/16/2001	5.1	mg/kg	
			OU5-CTA-1A-5001VNS-(140,100)	10/16/2001	5.5	mg/kg	
			OU5-CTA-1A-5001VNS-(140,120)	10/16/2001	7	mg/kg	
			OU5-CTA-1A-5001VNS-(140,140)	10/16/2001	4.1	mg/kg	
			OU5-CTA-1A-5001VNS-(140,160)	10/16/2001	8.2	mg/kg	
			OU5-CTA-1A-5001VNS-(140,80)	10/16/2001	3.1	mg/kg	
			OU5-CTA-1A-5001VNS-(160,100)	10/16/2001	2.8	mg/kg	
			OU5-CTA-1A-5001VNS-(160,120)	10/16/2001	3	mg/kg	
			OU5-CTA-1A-5001VNS-(160,140)	10/16/2001	9.3	mg/kg	
			OU5-CTA-1A-5001VNS-(180,120)	10/16/2001	3.3	mg/kg	
			OU5-CTA-1A-5001VNS-(20,100)	10/16/2001	5	mg/kg	
			OU5-CTA-1A-5001VNS-(20,120)	10/16/2001	11.4	mg/kg	
			OU5-CTA-1A-5001VNS-(40,100)	10/16/2001	81.9	mg/kg	
			OU5-CTA-1A-5001VNS-(40,120)	10/16/2001	11.2	mg/kg	
			OU5-CTA-1A-5001VNS-(40,140)	10/16/2001	5.4	mg/kg	
			OU5-CTA-1A-5001VNS-(40,40)	10/16/2001	4.4	mg/kg	
			OU5-CTA-1A-5001VNS-(40,60)	10/16/2001	4.1	mg/kg	
			OU5-CTA-1A-5001VNS-(40,80)	10/16/2001	3.6	mg/kg	
			OU5-CTA-1A-5001VNS-(60,100)	10/16/2001	6.2	mg/kg	
			OU5-CTA-1A-5001VNS-(60,120)	10/16/2001	5	mg/kg	
			OU5-CTA-1A-5001VNS-(60,140)	10/16/2001	4.3	mg/kg	
			OU5-CTA-1A-5001VNS-(60,20)	10/16/2001	2.8	mg/kg	
			OU5-CTA-1A-5001VNS-(60,40)	10/16/2001	4.2	mg/kg	
			OU5-CTA-1A-5001VNS-(60,60)	10/16/2001	3.7	mg/kg	
			OU5-CTA-1A-5001VNS-(60,80)	10/16/2001	4	mg/kg	
			OU5-CTA-1A-5001VNS-(80,140)	10/16/2001	2.8	mg/kg	
			OU5-CTA-1A-5001VNS-(80,160)	10/16/2001	6.1	mg/kg	
			OU5-CTA-1A-5001VNS-(80,20)	10/16/2001	3.2	mg/kg	

Area	Group	Address	Sample ID	Sample Date	Result \1	Units	Duplicate Match
			OU5-CTA-1A-5001VNS-(80,40)	10/16/2001	3.9	mg/kg	
			OU5-CTA-1A-5001VNS-(80,60)	10/16/2001	3.3	mg/kg	
			OU5-CTA-1A-5001VNS-(80,80)	10/16/2001	3.5	mg/kg	
			OU5-CTA-1A-5001VNS-DUP01	10/16/2001	11	mg/kg	OU5-CTA-1A-5001VNS-(40,120)
			OU5-CTA-1A-5001VNS-DUP02	10/16/2001	3.6	mg/kg	OU5-CTA-1A-5001VNS-(80,40)
CTA	**1C**	**5011 Sedgwick Street**					
			OU5-CTA-1C-5011SegS-(100,120)	9/12/2001	4	mg/kg	
			OU5-CTA-1C-5011SegS-(100,140)	9/12/2001	5	mg/kg	
			OU5-CTA-1C-5011SegS-(100,160)	9/12/2001	4	mg/kg	
			OU5-CTA-1C-5011SegS-(100,20)	9/12/2001	4.5	mg/kg	
			OU5-CTA-1C-5011SegS-(100,40)	9/12/2001	3.9	mg/kg	
			OU5-CTA-1C-5011SegS-(100,60)	9/12/2001	5.1	mg/kg	
			OU5-CTA-1C-5011SegS-(120,100)	9/12/2001	4.4	mg/kg	
			OU5-CTA-1C-5011SegS-(120,120)	9/12/2001	7.6	mg/kg	
			OU5-CTA-1C-5011SegS-(120,140)	9/12/2001	4	mg/kg	
			OU5-CTA-1C-5011SegS-(120,160)	9/12/2001	3.1	mg/kg	
			OU5-CTA-1C-5011SegS-(120,20)	9/12/2001	4.6	mg/kg	
			OU5-CTA-1C-5011SegS-(120,40)	9/12/2001	3.1	mg/kg	
			OU5-CTA-1C-5011SegS-(120,60)	9/12/2001	3	mg/kg	
			OU5-CTA-1C-5011SegS-(120,80)	9/12/2001	5.5	mg/kg	
			OU5-CTA-1C-5011SegS-(140,100)	9/12/2001	2.3	mg/kg	
			OU5-CTA-1C-5011SegS-(140,120)	9/12/2001	3.6	mg/kg	
			OU5-CTA-1C-5011SegS-(140,140)	9/12/2001	3.1	mg/kg	
			OU5-CTA-1C-5011SegS-(140,160)	9/12/2001	6.2	mg/kg	
			OU5-CTA-1C-5011SegS-(140,20)	9/12/2001	6.2	mg/kg	
			OU5-CTA-1C-5011SegS-(140,40)	9/12/2001	17.3	mg/kg	
			OU5-CTA-1C-5011SegS-(140,60)	9/12/2001	2.6 J	mg/kg	
			OU5-CTA-1C-5011SegS-(140,80)	9/12/2001	2.4	mg/kg	
			OU5-CTA-1C-5011SegS-(160,100)	9/12/2001	4.4	mg/kg	
			OU5-CTA-1C-5011SegS-(160,120)	9/12/2001	1.7 J	mg/kg	
			OU5-CTA-1C-5011SegS-(160,140)	9/12/2001	3.6	mg/kg	
			OU5-CTA-1C-5011SegS-(160,160)	9/12/2001	4.6	mg/kg	
			OU5-CTA-1C-5011SegS-(160,60)	9/12/2001	4.7	mg/kg	
			OU5-CTA-1C-5011SegS-(160,80)	9/12/2001	1.8 J	mg/kg	
			OU5-CTA-1C-5011SegS-(20,100)	9/12/2001	3.6	mg/kg	
			OU5-CTA-1C-5011SegS-(20,120)	9/12/2001	3.1	mg/kg	
			OU5-CTA-1C-5011SegS-(20,140)	9/12/2001	3.3	mg/kg	
			OU5-CTA-1C-5011SegS-(20,40)	9/12/2001	3.8	mg/kg	
			OU5-CTA-1C-5011SegS-(20,60)	9/12/2001	3	mg/kg	

Area	Group	Address	Sample ID	Sample Date	Result \1	Units	Duplicate Match
			OU5-CTA-1C-5011SegS-(20,80)	9/12/2001	3 J	mg/kg	
			OU5-CTA-1C-5011SegS-(40,100)	9/12/2001	6.3	mg/kg	
			OU5-CTA-1C-5011SegS-(40,120)	9/12/2001	5.3	mg/kg	
			OU5-CTA-1C-5011SegS-(40,140)	9/12/2001	7.3	mg/kg	
			OU5-CTA-1C-5011SegS-(40,40)	9/12/2001	6.1	mg/kg	
			OU5-CTA-1C-5011SegS-(40,60)	9/12/2001	4.5	mg/kg	
			OU5-CTA-1C-5011SegS-(40,80)	9/12/2001	4.2	mg/kg	
			OU5-CTA-1C-5011SegS-(60,100)	9/12/2001	10.2	mg/kg	
			OU5-CTA-1C-5011SegS-(60,120)	9/12/2001	13.7	mg/kg	
			OU5-CTA-1C-5011SegS-(60,140)	9/12/2001	3.2 J	mg/kg	
			OU5-CTA-1C-5011SegS-(60,40)	9/12/2001	4.4	mg/kg	
			OU5-CTA-1C-5011SegS-(60,60)	9/12/2001	5.9	mg/kg	
			OU5-CTA-1C-5011SegS-(60,80)	9/12/2001	7.1	mg/kg	
			OU5-CTA-1C-5011SegS-(80,100)	9/12/2001	99.6	mg/kg	
			OU5-CTA-1C-5011SegS-(80,120	9/12/2001	13.8	mg/kg	
			OU5-CTA-1C-5011SegS-(80,140)	9/12/2001	5.6	mg/kg	
			OU5-CTA-1C-5011SegS-(80,20)	9/12/2001	5	mg/kg	
			OU5-CTA-1C-5011SegS-(80,40)	9/12/2001	5.2	mg/kg	
			OU5-CTA-1C-5011SegS-(80,60)	9/12/2001	11.5	mg/kg	
			OU5-CTA-1C-5011SegS-DUP01	9/12/2001	2.5	mg/kg	OU5-CTA-1C-5011SegS-(140,140)
			OU5-CTA-1C-5011SegS-DUP02	9/12/2001	5.4	mg/kg	OU5-CTA-1C-5011SegS-(80,140)
			OU5-CTA-1C-5011SegS-DUP03	9/12/2001	5.9	mg/kg	OU5-CTA-1C-5011SegS-(40,100)
CSA	**12**	**5017 Loughboro Road**					
			OU5-CSA-12-5017LR-(100,100)	12/19/2001	20.1 J	mg/kg	
			OU5-CSA-12-5017LR-(100,120)	12/19/2001	3.8 J	mg/kg	
			OU5-CSA-12-5017LR-(100,180)	12/19/2001	7 J	mg/kg	
			OU5-CSA-12-5017LR-(100,20)	12/19/2001	2.6 J	mg/kg	
			OU5-CSA-12-5017LR-(100,200)	12/19/2001	2.9 J	mg/kg	
			OU5-CSA-12-5017LR-(100,220)	12/19/2001	2.9 J	mg/kg	
			OU5-CSA-12-5017LR-(100,240)	12/19/2001	2.1 J	mg/kg	
			OU5-CSA-12-5017LR-(100,260)	12/19/2001	3.4 J	mg/kg	
			OU5-CSA-12-5017LR-(100,40)	12/19/2001	2.9 J	mg/kg	
			OU5-CSA-12-5017LR-(100,60)	12/19/2001	3.2 J	mg/kg	
			OU5-CSA-12-5017LR-(100,80)	12/19/2001	3 J	mg/kg	
			OU5-CSA-12-5017LR-(120,100)	12/19/2001	3.5 J	mg/kg	
			OU5-CSA-12-5017LR-(120,120)	12/19/2001	2.1 J	mg/kg	
			OU5-CSA-12-5017LR-(120,160)	12/19/2001	3.3 J	mg/kg	
			OU5-CSA-12-5017LR-(120,180)	12/19/2001	4.6 J	mg/kg	
			OU5-CSA-12-5017LR-(120,20)	12/19/2001	3.4 J	mg/kg	

Area	Group	Address	Sample ID	Sample Date	Result \1	Units	Duplicate Match
			OU5-CSA-12-5017LR-(120,200)	12/19/2001	4.3 J	mg/kg	
			OU5-CSA-12-5017LR-(120,220)	12/19/2001	2.8 J	mg/kg	
			OU5-CSA-12-5017LR-(120,240)	12/19/2001	2.6 J	mg/kg	
			OU5-CSA-12-5017LR-(120,260)	12/19/2001	2.7 J	mg/kg	
			OU5-CSA-12-5017LR-(120,280)	12/19/2001	2.4 J	mg/kg	
			OU5-CSA-12-5017LR-(120,40)	12/19/2001	8.5 J	mg/kg	
			OU5-CSA-12-5017LR-(120,60)	12/19/2001	16.5 J	mg/kg	
			OU5-CSA-12-5017LR-(120,80)	12/19/2001	19.8 J	mg/kg	
			OU5-CSA-12-5017LR-(140,100)	12/19/2001	56.6 J	mg/kg	
			OU5-CSA-12-5017LR-(140,120)	12/19/2001	5.4 J	mg/kg	
			OU5-CSA-12-5017LR-(140,180)	12/19/2001	4.6 J	mg/kg	
			OU5-CSA-12-5017LR-(140,20)	12/19/2001	5.6 J	mg/kg	
			OU5-CSA-12-5017LR-(140,200)	12/19/2001	2.4 J	mg/kg	
			OU5-CSA-12-5017LR-(140,220)	12/19/2001	2.2 J	mg/kg	
			OU5-CSA-12-5017LR-(140,240)	12/19/2001	2.2 J	mg/kg	
			OU5-CSA-12-5017LR-(140,260)	12/19/2001	2.6 J	mg/kg	
			OU5-CSA-12-5017LR-(140,280)	12/19/2001	1.7 J	mg/kg	
			OU5-CSA-12-5017LR-(140,40)	12/19/2001	4.5 J	mg/kg	
			OU5-CSA-12-5017LR-(140,60)	12/19/2001	24.1 J	mg/kg	
			OU5-CSA-12-5017LR-(140,80)	12/19/2001	25.6 J	mg/kg	
			OU5-CSA-12-5017LR-(160,100)	12/19/2001	31.8 J	mg/kg	
			OU5-CSA-12-5017LR-(160,140)	12/19/2001	6.2 J	mg/kg	
			OU5-CSA-12-5017LR-(160,200)	12/19/2001	9.2 J	mg/kg	
			OU5-CSA-12-5017LR-(160,220)	12/19/2001	3.1 J	mg/kg	
			OU5-CSA-12-5017LR-(160,240)	12/19/2001	3.2 J	mg/kg	
			OU5-CSA-12-5017LR-(160,260)	12/19/2001	2.8 J	mg/kg	
			OU5-CSA-12-5017LR-(160,280)	12/19/2001	2.1 J	mg/kg	
			OU5-CSA-12-5017LR-(160,40)	12/19/2001	3.5 J	mg/kg	
			OU5-CSA-12-5017LR-(160,60)	12/19/2001	14.2 J	mg/kg	
			OU5-CSA-12-5017LR-(160,80)	12/19/2001	25.1 J	mg/kg	
			OU5-CSA-12-5017LR-(180,100)	12/19/2001	46.9 J	mg/kg	
			OU5-CSA-12-5017LR-(180,120)	12/19/2001	9.7 J	mg/kg	
			OU5-CSA-12-5017LR-(180,140)	12/19/2001	3 J	mg/kg	
			OU5-CSA-12-5017LR-(180,160)	12/19/2001	3.8 J	mg/kg	
			OU5-CSA-12-5017LR-(180,200)	12/19/2001	1.3 J	mg/kg	
			OU5-CSA-12-5017LR-(180,220)	12/19/2001	1.6 J	mg/kg	
			OU5-CSA-12-5017LR-(180,240)	12/19/2001	2.2 J	mg/kg	
			OU5-CSA-12-5017LR-(180,260)	12/19/2001	2.4 J	mg/kg	
			OU5-CSA-12-5017LR-(180,280)	12/19/2001	3.6 J	mg/kg	

Area	Group	Address	Sample ID	Sample Date	Result \1		Units	Duplicate Match
			OU5-CSA-12-5017LR-(180,300)	12/19/2001	3.1	J	mg/kg	
			OU5-CSA-12-5017LR-(180,40)	12/19/2001	2	J	mg/kg	
			OU5-CSA-12-5017LR-(180,60)	12/19/2001	10	J	mg/kg	
			OU5-CSA-12-5017LR-(180,80)	12/19/2001	28.8	J	mg/kg	
			OU5-CSA-12-5017LR-(20,180)	12/19/2001	4	J	mg/kg	
			OU5-CSA-12-5017LR-(20,200)	12/19/2001	7.8	J	mg/kg	
			OU5-CSA-12-5017LR-(20,220)	12/19/2001	3.5	J	mg/kg	
			OU5-CSA-12-5017LR-(200,100)	12/19/2001	16.7	J	mg/kg	
			OU5-CSA-12-5017LR-(200,120)	12/19/2001	6.2	J	mg/kg	
			OU5-CSA-12-5017LR-(200,140)	12/19/2001	2	J	mg/kg	
			OU5-CSA-12-5017LR-(200,160)	12/19/2001	19.1	J	mg/kg	
			OU5-CSA-12-5017LR-(200,200)	12/19/2001	2.2	J	mg/kg	
			OU5-CSA-12-5017LR-(200,220)	12/19/2001	1.3	J	mg/kg	
			OU5-CSA-12-5017LR-(200,240)	12/19/2001	2.7	J	mg/kg	
			OU5-CSA-12-5017LR-(200,260)	12/19/2001	2.7	J	mg/kg	
			OU5-CSA-12-5017LR-(200,280)	12/19/2001	2.5	J	mg/kg	
			OU5-CSA-12-5017LR-(200,300)	12/19/2001	2.7	J	mg/kg	
			OU5-CSA-12-5017LR-(200,40)	12/19/2001	4.2	J	mg/kg	
			OU5-CSA-12-5017LR-(200,60)	12/19/2001	8	J	mg/kg	
			OU5-CSA-12-5017LR-(200,80)	12/19/2001	44	J	mg/kg	
			OU5-CSA-12-5017LR-(220,100)	12/19/2001	8.1	J	mg/kg	
			OU5-CSA-12-5017LR-(220,120)	12/19/2001	12.3	J	mg/kg	
			OU5-CSA-12-5017LR-(220,140)	12/19/2001	16.8	J	mg/kg	
			OU5-CSA-12-5017LR-(220,180)	12/19/2001	3.5	J	mg/kg	
			OU5-CSA-12-5017LR-(220,200)	12/19/2001	3.6	J	mg/kg	
			OU5-CSA-12-5017LR-(220,220)	12/19/2001	1.7	J	mg/kg	
			OU5-CSA-12-5017LR-(220,240)	12/19/2001	2.9	J	mg/kg	
			OU5-CSA-12-5017LR-(220,260)	12/19/2001	3	J	mg/kg	
			OU5-CSA-12-5017LR-(220,280)	12/19/2001	1.6	J	mg/kg	
			OU5-CSA-12-5017LR-(220,300)	12/19/2001	1.9	J	mg/kg	
			OU5-CSA-12-5017LR-(220,60)	12/19/2001	4.1	J	mg/kg	
			OU5-CSA-12-5017LR-(220,80)	12/19/2001	16.7	J	mg/kg	
			OU5-CSA-12-5017LR-(240,100)	12/19/2001	2.3	J	mg/kg	
			OU5-CSA-12-5017LR-(240,120)	12/19/2001	11.9	J	mg/kg	
			OU5-CSA-12-5017LR-(240,140)	12/19/2001	15.3	J	mg/kg	
			OU5-CSA-12-5017LR-(240,160)	12/19/2001	3.2	J	mg/kg	
			OU5-CSA-12-5017LR-(240,180)	12/19/2001	1.4	J	mg/kg	
			OU5-CSA-12-5017LR-(240,200)	12/19/2001	2.2	J	mg/kg	
			OU5-CSA-12-5017LR-(240,220)	12/19/2001	2.1	J	mg/kg	

Area	Group	Address	Sample ID	Sample Date	Result \1	Units	Duplicate Match
			OU5-CSA-12-5017LR-(240,240)	12/19/2001	1.9 J	mg/kg	
			OU5-CSA-12-5017LR-(240,260)	12/19/2001	3.1 J	mg/kg	
			OU5-CSA-12-5017LR-(240,280)	12/19/2001	2.1 J	mg/kg	
			OU5-CSA-12-5017LR-(240,60)	12/19/2001	3.5 J	mg/kg	
			OU5-CSA-12-5017LR-(240,80)	12/19/2001	10.2 J	mg/kg	
			OU5-CSA-12-5017LR-(40,120)	12/19/2001	4.7 J	mg/kg	
			OU5-CSA-12-5017LR-(40,140)	12/19/2001	4.5 J	mg/kg	
			OU5-CSA-12-5017LR-(40,160)	12/19/2001	3.7 J	mg/kg	
			OU5-CSA-12-5017LR-(40,180)	12/19/2001	4.7 J	mg/kg	
			OU5-CSA-12-5017LR-(40,200)	12/19/2001	4.2 J	mg/kg	
			OU5-CSA-12-5017LR-(40,220)	12/19/2001	3.9 J	mg/kg	
			OU5-CSA-12-5017LR-(40,240)	12/19/2001	3.7 J	mg/kg	
			OU5-CSA-12-5017LR-(60,100)	12/19/2001	2.8 J	mg/kg	
			OU5-CSA-12-5017LR-(60,120)	12/19/2001	5.2 J	mg/kg	
			OU5-CSA-12-5017LR-(60,140)	12/19/2001	4.2 J	mg/kg	
			OU5-CSA-12-5017LR-(60,160)	12/19/2001	8.3 J	mg/kg	
			OU5-CSA-12-5017LR-(60,180)	12/19/2001	5.6 J	mg/kg	
			OU5-CSA-12-5017LR-(60,200)	12/19/2001	11 J	mg/kg	
			OU5-CSA-12-5017LR-(60,220)	12/19/2001	4.1 J	mg/kg	
			OU5-CSA-12-5017LR-(60,240)	12/19/2001	3.2 J	mg/kg	
			OU5-CSA-12-5017LR-(60,40)	12/19/2001	3.8 J	mg/kg	
			OU5-CSA-12-5017LR-(60,60)	12/19/2001	2.7 J	mg/kg	
			OU5-CSA-12-5017LR-(60,80)	12/19/2001	3.4 J	mg/kg	
			OU5-CSA-12-5017LR-(80,0)	12/19/2001	1.8 J	mg/kg	
			OU5-CSA-12-5017LR-(80,100)	12/19/2001	3.4 J	mg/kg	
			OU5-CSA-12-5017LR-(80,120)	12/19/2001	7.2 J	mg/kg	
			OU5-CSA-12-5017LR-(80,140)	12/19/2001	7.3 J	mg/kg	
			OU5-CSA-12-5017LR-(80,160)	12/19/2001	12.7 J	mg/kg	
			OU5-CSA-12-5017LR-(80,180)	12/19/2001	9.7 J	mg/kg	
			OU5-CSA-12-5017LR-(80,20)	12/19/2001	3.7 J	mg/kg	
			OU5-CSA-12-5017LR-(80,200)	12/19/2001	4.1 J	mg/kg	
			OU5-CSA-12-5017LR-(80,220)	12/19/2001	3.4 J	mg/kg	
			OU5-CSA-12-5017LR-(80,240)	12/19/2001	3.6 J	mg/kg	
			OU5-CSA-12-5017LR-(80,260)	12/19/2001	3 J	mg/kg	
			OU5-CSA-12-5017LR-(80,40)	12/19/2001	5.3 J	mg/kg	
			OU5-CSA-12-5017LR-(80,60)	12/19/2001	4.2 J	mg/kg	
			OU5-CSA-12-5017LR-(80,80)	12/19/2001	6 J	mg/kg	
			OU5-CSA-12-5017LR-DUP01	12/19/2001	16.4 J	mg/kg	OU5-CSA-12-5017LR-(200,100)
			OU5-CSA-12-5017LR-DUP02	12/19/2001	1.5 J	mg/kg	OU5-CSA-12-5017LR-(100,80)

Area	Group	Address	Sample ID	Sample Date	Result \1	Units	Duplicate Match
			OU5-CSA-12-5017LR-DUP03	12/19/2001	1.5 J	mg/kg	OU5-CSA-12-5017LR-(180,200)
			OU5-CSA-12-5017LR-DUP04	12/19/2001	2.9 J	mg/kg	OU5-CSA-12-5017LR-(160,220)
			OU5-CSA-12-5017LR-DUP05	12/19/2001	10.7 J	mg/kg	OU5-CSA-12-5017LR-(180,120)
			OU5-CSA-12-5017LR-DUP06	12/19/2001	4.9 J	mg/kg	OU5-CSA-12-5017LR-(80,200)
			OU5-CSA-12-5017LR-DUP07	12/19/2001	1.7 J	mg/kg	OU5-CSA-12-5017LR-(120,280)
			OU5-CSA-12-5017LR-SB1	12/17/2001	3.2	mg/kg	
CTA	**1C**	**5026 Tilden Street**					
			OU5-CTA-1C-5026TS-(100,100)	1/10/2002	13.5 J	mg/kg	
			OU5-CTA-1C-5026TS-(100,120)	1/10/2002	11.7 J	mg/kg	
			OU5-CTA-1C-5026TS-(100,40)	1/10/2002	7.5 J	mg/kg	
			OU5-CTA-1C-5026TS-(120,100)	1/10/2002	11 J	mg/kg	
			OU5-CTA-1C-5026TS-(120,40)	1/10/2002	7.1 J	mg/kg	
			OU5-CTA-1C-5026TS-(120,60)	1/10/2002	10.5 J	mg/kg	
			OU5-CTA-1C-5026TS-(120,80)	1/10/2002	11 J	mg/kg	
			OU5-CTA-1C-5026TS-(140,100)	1/10/2002	10.9 J	mg/kg	
			OU5-CTA-1C-5026TS-(140,20)	1/10/2002	9.5 J	mg/kg	
			OU5-CTA-1C-5026TS-(140,40)	1/10/2002	11.8 J	mg/kg	
			OU5-CTA-1C-5026TS-(140,60)	1/10/2002	6.6 J	mg/kg	
			OU5-CTA-1C-5026TS-(140,80)	1/10/2002	23.1 J	mg/kg	
			OU5-CTA-1C-5026TS-(160,100)	1/10/2002	20.1 J	mg/kg	
			OU5-CTA-1C-5026TS-(160,20)	1/10/2002	16.7 J	mg/kg	
			OU5-CTA-1C-5026TS-(160,40)	1/10/2002	8 J	mg/kg	
			OU5-CTA-1C-5026TS-(160,60)	1/10/2002	4.9 J	mg/kg	
			OU5-CTA-1C-5026TS-(160,80)	1/10/2002	16.7 J	mg/kg	
			OU5-CTA-1C-5026TS-(180,60)	1/10/2002	7.4 J	mg/kg	
			OU5-CTA-1C-5026TS-(180,80)	1/10/2002	7.2 J	mg/kg	
			OU5-CTA-1C-5026TS-(20,100)	1/10/2002	6.6 J	mg/kg	
			OU5-CTA-1C-5026TS-(20,60)	1/10/2002	7.1 J	mg/kg	
			OU5-CTA-1C-5026TS-(20,80)	1/10/2002	6.8 J	mg/kg	
			OU5-CTA-1C-5026TS-(40,100)	1/10/2002	6.4 J	mg/kg	
			OU5-CTA-1C-5026TS-(40,120)	1/10/2002	6.5 J	mg/kg	
			OU5-CTA-1C-5026TS-(40,40)	1/10/2002	15 J	mg/kg	
			OU5-CTA-1C-5026TS-(40,60)	1/10/2002	12.6 J	mg/kg	
			OU5-CTA-1C-5026TS-(40,80)	1/10/2002	10.1 J	mg/kg	
			OU5-CTA-1C-5026TS-(60,100)	1/10/2002	11.2 J	mg/kg	
			OU5-CTA-1C-5026TS-(60,120)	1/10/2002	11.4 J	mg/kg	
			OU5-CTA-1C-5026TS-(60,40)	1/10/2002	14.7 J	mg/kg	
			OU5-CTA-1C-5026TS-(60,60)	1/10/2002	9.8 J	mg/kg	
			OU5-CTA-1C-5026TS-(60,80)	1/10/2002	16.6 J	mg/kg	

Area	Group	Address	Sample ID	Sample Date	Result \1	Units	Duplicate Match
			OU5-CTA-1C-5026TS-(80,100)	1/10/2002	16.1 J	mg/kg	
			OU5-CTA-1C-5026TS-(80,120)	1/10/2002	6.7 J	mg/kg	
			OU5-CTA-1C-5026TS-(80,40)	1/10/2002	9.4 J	mg/kg	
			OU5-CTA-1C-5026TS-(80,60)	1/10/2002	9.9 J	mg/kg	
			OU5-CTA-1C-5026TS-(80,80)	1/10/2002	12.3 J	mg/kg	
			OU5-CTA-1C-5026TS-DUP01	1/10/2002	9.9 J	mg/kg	OU5-CTA-1C-5026TS-(140,40)
			OU5-CTA-1C-5026TS-DUP02	1/10/2002	6.5 J	mg/kg	OU5-CTA-1C-5026TS-(100,100)
CTA	**1C**	**5030 Van Ness Street**					
			OU5-CTA-1C-5030VNS-(0,100)	12/11/2001	5.1	mg/kg	
			OU5-CTA-1C-5030VNS-(0,80)	12/11/2001	18.2	mg/kg	
			OU5-CTA-1C-5030VNS-(100,100)	12/11/2001	10.8	mg/kg	
			OU5-CTA-1C-5030VNS-(100,120)	12/11/2001	8.5	mg/kg	
			OU5-CTA-1C-5030VNS-(100,140)	12/11/2001	8.7	mg/kg	
			OU5-CTA-1C-5030VNS-(100,40)	12/11/2001	3.2	mg/kg	
			OU5-CTA-1C-5030VNS-(100,60)	12/11/2001	5.5	mg/kg	
			OU5-CTA-1C-5030VNS-(100,80)	12/11/2001	4	mg/kg	
			OU5-CTA-1C-5030VNS-(120,100)	12/11/2001	7.5	mg/kg	
			OU5-CTA-1C-5030VNS-(120,120)	12/11/2001	15.4	mg/kg	
			OU5-CTA-1C-5030VNS-(120,140)	12/11/2001	3	mg/kg	
			OU5-CTA-1C-5030VNS-(120,40)	12/11/2001	3.3	mg/kg	
			OU5-CTA-1C-5030VNS-(120,60)	12/11/2001	3.9	mg/kg	
			OU5-CTA-1C-5030VNS-(120,80)	12/11/2001	3.9	mg/kg	
			OU5-CTA-1C-5030VNS-(140,100)	12/11/2001	4.8	mg/kg	
			OU5-CTA-1C-5030VNS-(140,120)	12/11/2001	8.2	mg/kg	
			OU5-CTA-1C-5030VNS-(140,60)	12/11/2001	3.7	mg/kg	
			OU5-CTA-1C-5030VNS-(140,80)	12/11/2001	10.9	mg/kg	
			OU5-CTA-1C-5030VNS-(160,60)	12/11/2001	5.1	mg/kg	
			OU5-CTA-1C-5030VNS-(160,80)	12/11/2001	5.9	mg/kg	
			OU5-CTA-1C-5030VNS-(20,100)	12/11/2001	2.4 J	mg/kg	
			OU5-CTA-1C-5030VNS-(20,40)	12/11/2001	6.5	mg/kg	
			OU5-CTA-1C-5030VNS-(20,60)	12/11/2001	6.9	mg/kg	
			OU5-CTA-1C-5030VNS-(20,80)	12/11/2001	14.1	mg/kg	
			OU5-CTA-1C-5030VNS-(40,100)	12/11/2001	2.3	mg/kg	
			OU5-CTA-1C-5030VNS-(40,20)	12/11/2001	3	mg/kg	
			OU5-CTA-1C-5030VNS-(40,40)	12/11/2001	5.2	mg/kg	
			OU5-CTA-1C-5030VNS-(40,60)	12/11/2001	17.1	mg/kg	
			OU5-CTA-1C-5030VNS-(40,80)	12/11/2001	22.7	mg/kg	
			OU5-CTA-1C-5030VNS-(60,100)	12/11/2001	13.2	mg/kg	
			OU5-CTA-1C-5030VNS-(60,120)	12/11/2001	1.1 J	mg/kg	

Area	Group	Address	Sample ID	Sample Date	Result \1	Units	Duplicate Match
			OU5-CTA-1C-5030VNS-(60,20)	12/11/2001	4.3	mg/kg	
			OU5-CTA-1C-5030VNS-(60,40)	12/11/2001	7.3	mg/kg	
			OU5-CTA-1C-5030VNS-(60,60)	12/11/2001	3	mg/kg	
			OU5-CTA-1C-5030VNS-(60,80)	12/11/2001	9.1	mg/kg	
			OU5-CTA-1C-5030VNS-(80,100)	12/11/2001	2.6 J	mg/kg	
			OU5-CTA-1C-5030VNS-(80,120)	12/11/2001	4.8	mg/kg	
			OU5-CTA-1C-5030VNS-(80,20)	12/11/2001	6.1	mg/kg	
			OU5-CTA-1C-5030VNS-(80,40)	12/11/2001	2.9	mg/kg	
			OU5-CTA-1C-5030VNS-(80,60)	12/11/2001	6.2	mg/kg	
			OU5-CTA-1C-5030VNS-DUP01	12/11/2001	6.5	mg/kg	OU5-CTA-1C-5030VNS-(60,40)
			OU5-CTA-1C-5030VNS-DUP02	12/11/2001	4.1	mg/kg	OU5-CTA-1C-5030VNS-(120,80)
CTA	**1C**	**5032 Tilden Street**					
			OU5-CTA-1C-5032TS-(0,60)	11/28/2001	5.9	mg/kg	
			OU5-CTA-1C-5032TS-(100,100)	11/28/2001	11.2	mg/kg	
			OU5-CTA-1C-5032TS-(100,40)	11/28/2001	7.7	mg/kg	
			OU5-CTA-1C-5032TS-(100,60)	11/28/2001	5.9	mg/kg	
			OU5-CTA-1C-5032TS-(100,80)	11/28/2001	7.3	mg/kg	
			OU5-CTA-1C-5032TS-(120,100)	11/28/2001	7.1	mg/kg	
			OU5-CTA-1C-5032TS-(120,120)	11/28/2001	24.3	mg/kg	
			OU5-CTA-1C-5032TS-(120,60)	11/28/2001	5.1	mg/kg	
			OU5-CTA-1C-5032TS-(120,80)	11/28/2001	7.7	mg/kg	
			OU5-CTA-1C-5032TS-(140,100)	11/28/2001	14.3	mg/kg	
			OU5-CTA-1C-5032TS-(140,120)	11/28/2001	9	mg/kg	
			OU5-CTA-1C-5032TS-(140,60)	11/28/2001	7.6	mg/kg	
			OU5-CTA-1C-5032TS-(140,80)	11/28/2001	9.3	mg/kg	
			OU5-CTA-1C-5032TS-(160,60)	11/28/2001	9.9	mg/kg	
			OU5-CTA-1C-5032TS-(160,80)	11/28/2001	9.5	mg/kg	
			OU5-CTA-1C-5032TS-(20,20)	11/28/2001	4.1	mg/kg	
			OU5-CTA-1C-5032TS-(20,40)	11/28/2001	7.1	mg/kg	
			OU5-CTA-1C-5032TS-(20,60)	11/28/2001	11.6	mg/kg	
			OU5-CTA-1C-5032TS-(20,80)	11/28/2001	14.8	mg/kg	
			OU5-CTA-1C-5032TS-(40,20)	11/28/2001	4.5	mg/kg	
			OU5-CTA-1C-5032TS-(40,40)	11/28/2001	4.9	mg/kg	
			OU5-CTA-1C-5032TS-(40,60)	11/28/2001	9.3	mg/kg	
			OU5-CTA-1C-5032TS-(40,80)	11/28/2001	9.1	mg/kg	
			OU5-CTA-1C-5032TS-(60,20)	11/28/2001	6	mg/kg	
			OU5-CTA-1C-5032TS-(60,40)	11/28/2001	8.1	mg/kg	
			OU5-CTA-1C-5032TS-(60,60)	11/28/2001	12.1	mg/kg	
			OU5-CTA-1C-5032TS-(60,80)	11/28/2001	3.2	mg/kg	

Area	Group	Address	Sample ID	Sample Date	Result \1	Units	Duplicate Match
			OU5-CTA-1C-5032TS-(80,100)	11/28/2001	23.7	mg/kg	
			OU5-CTA-1C-5032TS-(80,40)	11/28/2001	24.8	mg/kg	
			OU5-CTA-1C-5032TS-(80,80)	11/28/2001	7.6	mg/kg	
			OU5-CTA-1C-5032TS-DUP01	11/28/2001	12.8	mg/kg	OU5-CTA-1C-5032TS-(20,80)
			OU5-CTA-1C-5032TS-DUP02	11/28/2001	8.4	mg/kg	OU5-CTA-1C-5032TS-(40,60)
CTA	1C	5035 Rockwood Parkway					
			OU5-CTA-1C-5035RP-(100,0)	9/27/2001	11.5 J	mg/kg	
			OU5-CTA-1C-5035RP-(100,100)	9/27/2001	8.8 J	mg/kg	
			OU5-CTA-1C-5035RP-(100,140)	9/27/2001	12.6 J	mg/kg	
			OU5-CTA-1C-5035RP-(100,160)	9/27/2001	5.8 J	mg/kg	
			OU5-CTA-1C-5035RP-(100,20)	9/27/2001	52.1 J	mg/kg	
			OU5-CTA-1C-5035RP-(100,40)	9/27/2001	50.8 J	mg/kg	
			OU5-CTA-1C-5035RP-(100,60)	9/27/2001	59.2 J	mg/kg	
			OU5-CTA-1C-5035RP-(100,80)	9/27/2001	17 J	mg/kg	
			OU5-CTA-1C-5035RP-(120,100)	9/27/2001	5.5 J	mg/kg	
			OU5-CTA-1C-5035RP-(120,140)	9/27/2001	18.9 J	mg/kg	
			OU5-CTA-1C-5035RP-(120,160)	9/27/2001	7.1 J	mg/kg	
			OU5-CTA-1C-5035RP-(120,20)	9/27/2001	5.1 J	mg/kg	
			OU5-CTA-1C-5035RP-(120,40)	9/27/2001	16.7 J	mg/kg	
			OU5-CTA-1C-5035RP-(120,60)	9/27/2001	31.1 J	mg/kg	
			OU5-CTA-1C-5035RP-(120,80)	9/27/2001	2.9 J	mg/kg	
			OU5-CTA-1C-5035RP-(140,100)	9/27/2001	41.6 J	mg/kg	
			OU5-CTA-1C-5035RP-(140,120)	9/27/2001	2.9 J	mg/kg	
			OU5-CTA-1C-5035RP-(140,140)	9/27/2001	2.5 J	mg/kg	
			OU5-CTA-1C-5035RP-(140,40)	9/27/2001	56.4 J	mg/kg	
			OU5-CTA-1C-5035RP-(140,60)	9/27/2001	67.7 J	mg/kg	
			OU5-CTA-1C-5035RP-(140,80)	9/27/2001	8.5 J	mg/kg	
			OU5-CTA-1C-5035RP-(160,100)	9/27/2001	8.2 J	mg/kg	
			OU5-CTA-1C-5035RP-(160,120)	9/27/2001	1.8 J	mg/kg	
			OU5-CTA-1C-5035RP-(160,60)	9/27/2001	105 J	mg/kg	
			OU5-CTA-1C-5035RP-(160,80)	9/27/2001	49.3 J	mg/kg	
			OU5-CTA-1C-5035RP-(180,60)	9/27/2001	13.3 J	mg/kg	
			OU5-CTA-1C-5035RP-(180,80)	9/27/2001	5.4 J	mg/kg	
			OU5-CTA-1C-5035RP-(20,100)	9/27/2001	27.5 J	mg/kg	
			OU5-CTA-1C-5035RP-(20,80)	9/27/2001	20.8 J	mg/kg	
			OU5-CTA-1C-5035RP-(40,100)	9/27/2001	58 J	mg/kg	
			OU5-CTA-1C-5035RP-(40,60)	9/27/2001	3.7 J	mg/kg	
			OU5-CTA-1C-5035RP-(40,80)	9/27/2001	25.6 J	mg/kg	
			OU5-CTA-1C-5035RP-(60,100)	9/27/2001	8.7 J	mg/kg	

Area	Group	Address	Sample ID	Sample Date	Result \1	Units	Duplicate Match
			OU5-CTA-1C-5035RP-(60,120)	9/27/2001	6.7 J	mg/kg	
			OU5-CTA-1C-5035RP-(60,20)	9/27/2001	12.2 J	mg/kg	
			OU5-CTA-1C-5035RP-(60,40)	9/27/2001	2.9 J	mg/kg	
			OU5-CTA-1C-5035RP-(60,60)	9/27/2001	11.4 J	mg/kg	
			OU5-CTA-1C-5035RP-(60,80)	9/27/2001	4.6 J	mg/kg	
			OU5-CTA-1C-5035RP-(80,0)	9/27/2001	8 J	mg/kg	
			OU5-CTA-1C-5035RP-(80,120)	9/27/2001	6.7 J	mg/kg	
			OU5-CTA-1C-5035RP-(80,140)	9/27/2001	2.7 J	mg/kg	
			OU5-CTA-1C-5035RP-(80,20)	9/27/2001	41.4 J	mg/kg	
			OU5-CTA-1C-5035RP-(80,40)	9/27/2001	39.7 J	mg/kg	
			OU5-CTA-1C-5035RP-(80,60)	9/27/2001	59.9 J	mg/kg	
			OU5-CTA-1C-5035RP-(80,80)	9/27/2001	15.5 J	mg/kg	
			OU5-CTA-1C-5035RP-DUP01	9/27/2001	50.9 J	mg/kg	OU5-CTA-1C-5035RP-(160,80)
			OU5-CTA-1C-5035RP-DUP02	9/27/2001	61 J	mg/kg	OU5-CTA-1C-5035RP-(100,60)
CTA	***1C***	***5040 Sedgwick Street***					
			OU5-CTA-1C-5040SegS-(105 165)	6/29/2001	5.5	mg/kg	
			OU5-CTA-1C-5040SegS-(105 175)	6/29/2001	2.3 J	mg/kg	
			OU5-CTA-1C-5040SegS-(105 185)	6/29/2001	10.6	mg/kg	
			OU5-CTA-1C-5040SegS-(105 205)	6/29/2001	5	mg/kg	
			OU5-CTA-1C-5040SegS-(105 225)	6/29/2001	4.1 J	mg/kg	
			OU5-CTA-1C-5040SegS-(105 235)	6/29/2001	3.2 J	mg/kg	
			OU5-CTA-1C-5040SegS-(105 245)	6/29/2001	3.9 J	mg/kg	
			OU5-CTA-1C-5040SegS-(105 255)	6/29/2001	5.2	mg/kg	
			OU5-CTA-1C-5040SegS-(105 275)	6/29/2001	14	mg/kg	
			OU5-CTA-1C-5040SegS-(105 285)	6/29/2001	8.1	mg/kg	
			OU5-CTA-1C-5040SegS-(105,265)	4/2/2002	6.8	mg/kg	
			OU5-CTA-1C-5040SegS-(115 175)	6/29/2001	5.5	mg/kg	
			OU5-CTA-1C-5040SegS-(115 185)	6/29/2001	4.3 J	mg/kg	
			OU5-CTA-1C-5040SegS-(115 195)	6/29/2001	5.8	mg/kg	
			OU5-CTA-1C-5040SegS-(115 205)	6/29/2001	4.9	mg/kg	
			OU5-CTA-1C-5040SegS-(115 215)	6/29/2001	3.8 J	mg/kg	
			OU5-CTA-1C-5040SegS-(115 225)	6/29/2001	5.2	mg/kg	
			OU5-CTA-1C-5040SegS-(115 235)	6/29/2001	3.3 J	mg/kg	
			OU5-CTA-1C-5040SegS-(115 245)	6/29/2001	4 J	mg/kg	
			OU5-CTA-1C-5040SegS-(115 265)	6/29/2001	13.4	mg/kg	
			OU5-CTA-1C-5040SegS-(115 275)	6/29/2001	10.5	mg/kg	
			OU5-CTA-1C-5040SegS-(115,255)	4/2/2002	5.3	mg/kg	
			OU5-CTA-1C-5040SegS-(125 195)	6/29/2001	4.5	mg/kg	
			OU5-CTA-1C-5040SegS-(125 205)	6/29/2001	13.4	mg/kg	

Area	Group	Address	Sample ID	Sample Date	Result \1	Units	Duplicate Match
			OU5-CTA-1C-5040SegS-(125 215)	6/29/2001	4.8	mg/kg	
			OU5-CTA-1C-5040SegS-(125 225)	6/29/2001	6.2	mg/kg	
			OU5-CTA-1C-5040SegS-(125 235)	6/29/2001	6.5	mg/kg	
			OU5-CTA-1C-5040SegS-(125 245)	6/29/2001	6.1	mg/kg	
			OU5-CTA-1C-5040SegS-(125 265)	6/29/2001	10.4	mg/kg	
			OU5-CTA-1C-5040SegS-(125,185)	4/2/2002	19.7	mg/kg	
			OU5-CTA-1C-5040SegS-(125,255)	4/2/2002	5	mg/kg	
			OU5-CTA-1C-5040SegS-(135 195)	6/29/2001	8.3	mg/kg	
			OU5-CTA-1C-5040SegS-(135 205)	6/29/2001	6.9	mg/kg	
			OU5-CTA-1C-5040SegS-(135 215)	6/29/2001	19.8	mg/kg	
			OU5-CTA-1C-5040SegS-(135 225)	6/29/2001	6.4	mg/kg	
			OU5-CTA-1C-5040SegS-(135 235)	6/29/2001	5.4	mg/kg	
			OU5-CTA-1C-5040SegS-(135 245)	6/29/2001	5.6	mg/kg	
			OU5-CTA-1C-5040SegS-(135 255)	6/29/2001	8.9	mg/kg	
			OU5-CTA-1C-5040SegS-(135 265)	6/29/2001	11.3	mg/kg	
			OU5-CTA-1C-5040SegS-(145 215)	6/29/2001	6.9	mg/kg	
			OU5-CTA-1C-5040SegS-(145 225)	10/31/2001	9.3	mg/kg	
			OU5-CTA-1C-5040SegS-(145 225)b	2/20/2002	7.8	mg/kg	
			OU5-CTA-1C-5040SegS-(145 235)	6/29/2001	33.3	mg/kg	
			OU5-CTA-1C-5040SegS-(145 245)	6/29/2001	8.7	mg/kg	
			OU5-CTA-1C-5040SegS-(145 255)	6/29/2001	9.5	mg/kg	
			OU5-CTA-1C-5040SegS-(15 175)	6/29/2001	2.7 J	mg/kg	
			OU5-CTA-1C-5040SegS-(15 185)	6/29/2001	2.5 J	mg/kg	
			OU5-CTA-1C-5040SegS-(15 195)	6/29/2001	4.5	mg/kg	
			OU5-CTA-1C-5040SegS-(15 205)	6/29/2001	3.1 J	mg/kg	
			OU5-CTA-1C-5040SegS-(15 215)	6/29/2001	3.4 J	mg/kg	
			OU5-CTA-1C-5040SegS-(155 235)	6/29/2001	8.1	mg/kg	
			OU5-CTA-1C-5040SegS-(155 245)	6/29/2001	8.6	mg/kg	
			OU5-CTA-1C-5040SegS-(155,215)	4/2/2002	13.4	mg/kg	
			OU5-CTA-1C-5040SegS-(165 225)	6/29/2001	13.3	mg/kg	
			OU5-CTA-1C-5040SegS-(25 175)	6/29/2001	2.1 JB	mg/kg	
			OU5-CTA-1C-5040SegS-(25 185)	6/29/2001	2.1 JB	mg/kg	
			OU5-CTA-1C-5040SegS-(25 195)	6/29/2001	2.6 J	mg/kg	
			OU5-CTA-1C-5040SegS-(25 205)	6/29/2001	7.3	mg/kg	
			OU5-CTA-1C-5040SegS-(25 215)	6/29/2001	7.9	mg/kg	
			OU5-CTA-1C-5040SegS-(25 225)	6/29/2001	1.9 JB	mg/kg	
			OU5-CTA-1C-5040SegS-(35 165)	6/29/2001	2.1 JB	mg/kg	
			OU5-CTA-1C-5040SegS-(35 175)	6/29/2001	4.6	mg/kg	
			OU5-CTA-1C-5040SegS-(35 185)	6/29/2001	3.2 J	mg/kg	

Area	Group	Address	Sample ID	Sample Date	Result \1	Units	Duplicate Match
			OU5-CTA-1C-5040SegS-(35 195)	6/29/2001	1.3 JB	mg/kg	
			OU5-CTA-1C-5040SegS-(35 205)	6/29/2001	3.3 J	mg/kg	
			OU5-CTA-1C-5040SegS-(35 215)	6/29/2001	4.6	mg/kg	
			OU5-CTA-1C-5040SegS-(35 225)	6/29/2001	8.8	mg/kg	
			OU5-CTA-1C-5040SegS-(35 235)	6/29/2001	4.3 J	mg/kg	
			OU5-CTA-1C-5040SegS-(45 155)	6/29/2001	3.6 J	mg/kg	
			OU5-CTA-1C-5040SegS-(45 165)	6/29/2001	3.7 J	mg/kg	
			OU5-CTA-1C-5040SegS-(45 175)	6/29/2001	4.1 J	mg/kg	
			OU5-CTA-1C-5040SegS-(45 185)	6/29/2001	2.5 J	mg/kg	
			OU5-CTA-1C-5040SegS-(45 195)	6/29/2001	2.9 J	mg/kg	
			OU5-CTA-1C-5040SegS-(45 205)	6/29/2001	4.5	mg/kg	
			OU5-CTA-1C-5040SegS-(45 215)	6/29/2001	8.7	mg/kg	
			OU5-CTA-1C-5040SegS-(45 225)	6/29/2001	2.7 J	mg/kg	
			OU5-CTA-1C-5040SegS-(45 235)	6/29/2001	5.9	mg/kg	
			OU5-CTA-1C-5040SegS-(45 245)	6/29/2001	7.4	mg/kg	
			OU5-CTA-1C-5040SegS-(5 185)	6/29/2001	3 J	mg/kg	
			OU5-CTA-1C-5040SegS-(5 195)	6/29/2001	2.5 J	mg/kg	
			OU5-CTA-1C-5040SegS-(5 205)	6/29/2001	3.2 J	mg/kg	
			OU5-CTA-1C-5040SegS-(55 145)	6/29/2001	3.5 J	mg/kg	
			OU5-CTA-1C-5040SegS-(55 155)	6/29/2001	3.1 J	mg/kg	
			OU5-CTA-1C-5040SegS-(55 165)	6/29/2001	3.8 J	mg/kg	
			OU5-CTA-1C-5040SegS-(55 175)	6/29/2001	3.1 JB	mg/kg	
			OU5-CTA-1C-5040SegS-(55 185)	6/29/2001	3.2 J	mg/kg	
			OU5-CTA-1C-5040SegS-(55 195)	6/29/2001	3.5 J	mg/kg	
			OU5-CTA-1C-5040SegS-(55 205)	6/29/2001	24	mg/kg	
			OU5-CTA-1C-5040SegS-(55 235)	6/29/2001	4.5	mg/kg	
			OU5-CTA-1C-5040SegS-(55 245)	6/29/2001	4.3 J	mg/kg	
			OU5-CTA-1C-5040SegS-(55 255)	6/29/2001	5.7	mg/kg	
			OU5-CTA-1C-5040SegS-(55 265)	6/29/2001	7.1	mg/kg	
			OU5-CTA-1C-5040SegS-(65 155)	6/29/2001	12	mg/kg	
			OU5-CTA-1C-5040SegS-(65 165)	6/29/2001	15	mg/kg	
			OU5-CTA-1C-5040SegS-(65 175)	6/29/2001	2.6 J	mg/kg	
			OU5-CTA-1C-5040SegS-(65 185)	6/29/2001	5.7	mg/kg	
			OU5-CTA-1C-5040SegS-(65 195)	6/29/2001	5	mg/kg	
			OU5-CTA-1C-5040SegS-(65 225)	6/29/2001	3 J	mg/kg	
			OU5-CTA-1C-5040SegS-(65 235)	6/29/2001	9	mg/kg	
			OU5-CTA-1C-5040SegS-(65 245)	6/29/2001	5.1	mg/kg	
			OU5-CTA-1C-5040SegS-(65 255)	6/29/2001	7	mg/kg	
			OU5-CTA-1C-5040SegS-(65 265)	6/29/2001	9.2	mg/kg	

Area	Group	Address	Sample ID	Sample Date	Result \1	Units	Duplicate Match
			OU5-CTA-1C-5040SegS-(65 275)	6/29/2001	2.8 J	mg/kg	
			OU5-CTA-1C-5040SegS-(75 135)	6/29/2001	6	mg/kg	
			OU5-CTA-1C-5040SegS-(75 145)	6/29/2001	13.9	mg/kg	
			OU5-CTA-1C-5040SegS-(75 165)	6/29/2001	5.3	mg/kg	
			OU5-CTA-1C-5040SegS-(75 175)	6/29/2001	8.1	mg/kg	
			OU5-CTA-1C-5040SegS-(75 185)	6/29/2001	10.4	mg/kg	
			OU5-CTA-1C-5040SegS-(75 235)	6/29/2001	10.6	mg/kg	
			OU5-CTA-1C-5040SegS-(75 245)	6/29/2001	4.5	mg/kg	
			OU5-CTA-1C-5040SegS-(75 255)	6/29/2001	4.7	mg/kg	
			OU5-CTA-1C-5040SegS-(75 265)	6/29/2001	3.8 J	mg/kg	
			OU5-CTA-1C-5040SegS-(75 275)	6/29/2001	6.2	mg/kg	
			OU5-CTA-1C-5040SegS-(85 135)	6/29/2001	6.1	mg/kg	
			OU5-CTA-1C-5040SegS-(85 145)	6/29/2001	5.4	mg/kg	
			OU5-CTA-1C-5040SegS-(85 155)	6/29/2001	6.7	mg/kg	
			OU5-CTA-1C-5040SegS-(85 165)	6/29/2001	3.7 J	mg/kg	
			OU5-CTA-1C-5040SegS-(85 215)	6/29/2001	2.3 J	mg/kg	
			OU5-CTA-1C-5040SegS-(85 225)	6/29/2001	3.4 J	mg/kg	
			OU5-CTA-1C-5040SegS-(85 235)	6/29/2001	4.6	mg/kg	
			OU5-CTA-1C-5040SegS-(85 245)	6/29/2001	4.2 J	mg/kg	
			OU5-CTA-1C-5040SegS-(85 255)	6/29/2001	4.5	mg/kg	
			OU5-CTA-1C-5040SegS-(85 265)	6/29/2001	3.5 J	mg/kg	
			OU5-CTA-1C-5040SegS-(85 275)	6/29/2001	32.8	mg/kg	
			OU5-CTA-1C-5040SegS-(85 285)	6/29/2001	7.3	mg/kg	
			OU5-CTA-1C-5040SegS-(85 295)	6/29/2001	5.7	mg/kg	
			OU5-CTA-1C-5040SegS-(95 155)	6/29/2001	6.4	mg/kg	
			OU5-CTA-1C-5040SegS-(95 165)	6/29/2001	3.3 J	mg/kg	
			OU5-CTA-1C-5040SegS-(95 225)	6/29/2001	3.4 J	mg/kg	
			OU5-CTA-1C-5040SegS-(95 235)	6/29/2001	2.9 J	mg/kg	
			OU5-CTA-1C-5040SegS-(95 245)	6/29/2001	4.2 J	mg/kg	
			OU5-CTA-1C-5040SegS-(95 255)	6/29/2001	6.8	mg/kg	
			OU5-CTA-1C-5040SegS-(95 265)	6/29/2001	2.8 J	mg/kg	
			OU5-CTA-1C-5040SegS-(95 285)	6/29/2001	7	mg/kg	
			OU5-CTA-1C-5040SegS-(95 295)	6/29/2001	10.9	mg/kg	
			OU5-CTA-1C-5040SegS-(95,275)	4/2/2002	8	mg/kg	
			OU5-CTA-1C-5040SegS-(DUP-01)	6/29/2001	6.9	mg/kg	OU5-CTA-1C-5040SegS-(65 235)
			OU5-CTA-1C-5040SegS-(DUP-02)	6/29/2001	5.4	mg/kg	OU5-CTA-1C-5040SegS-(65 245)
			OU5-CTA-1C-5040SegS-(DUP-03)	6/29/2001	5	mg/kg	OU5-CTA-1C-5040SegS-(55 265)
			OU5-CTA-1C-5040SegS-(DUP-04)	6/29/2001	4.8	mg/kg	OU5-CTA-1C-5040SegS-(95 245)
			OU5-CTA-1C-5040SegS-(DUP-05)	6/29/2001	4.6	mg/kg	OU5-CTA-1C-5040SegS-(95 155)

Area	Group	Address	Sample ID	Sample Date	Result \1	Units	Duplicate Match
			OU5-CTA-1C-5040SegS-(DUP-06)	6/29/2001	12.8	mg/kg	OU5-CTA-1C-5040SegS-(125 205)
			OU5-CTA-1C-5040SegS-(DUP-07)	6/29/2001	3.2 J	mg/kg	OU5-CTA-1C-5040SegS-(65 225)
CTA	**1C**	**5040 Upton Street**					
			OU5-CTA-1C-5040US-(100,100)	11/26/2001	2.9	mg/kg	
			OU5-CTA-1C-5040US-(100,120)	11/26/2001	7	mg/kg	
			OU5-CTA-1C-5040US-(100,140)	11/26/2001	3.2	mg/kg	
			OU5-CTA-1C-5040US-(100,160)	11/26/2001	5.8	mg/kg	
			OU5-CTA-1C-5040US-(100,20)	11/26/2001	6.5	mg/kg	
			OU5-CTA-1C-5040US-(100,40)	11/26/2001	2.5	mg/kg	
			OU5-CTA-1C-5040US-(100,60)	11/26/2001	2.4	mg/kg	
			OU5-CTA-1C-5040US-(100,80)	11/26/2001	2.4 J	mg/kg	
			OU5-CTA-1C-5040US-(120,100)	11/26/2001	3.5	mg/kg	
			OU5-CTA-1C-5040US-(120,120)	11/26/2001	2.6	mg/kg	
			OU5-CTA-1C-5040US-(120,140)	11/26/2001	10.3	mg/kg	
			OU5-CTA-1C-5040US-(120,160)	11/26/2001	6.5	mg/kg	
			OU5-CTA-1C-5040US-(120,20)	11/26/2001	2.6	mg/kg	
			OU5-CTA-1C-5040US-(120,40)	11/26/2001	4	mg/kg	
			OU5-CTA-1C-5040US-(140,100)	11/26/2001	2.9	mg/kg	
			OU5-CTA-1C-5040US-(140,120)	11/26/2001	2.8	mg/kg	
			OU5-CTA-1C-5040US-(140,140)	11/26/2001	4.4	mg/kg	
			OU5-CTA-1C-5040US-(140,160)	11/26/2001	3.1	mg/kg	
			OU5-CTA-1C-5040US-(140,40)	11/26/2001	4.6	mg/kg	
			OU5-CTA-1C-5040US-(140,60)	11/26/2001	27.3	mg/kg	
			OU5-CTA-1C-5040US-(160,100)	11/26/2001	2.4 J	mg/kg	
			OU5-CTA-1C-5040US-(160,120)	11/26/2001	6.3	mg/kg	
			OU5-CTA-1C-5040US-(160,140)	11/26/2001	4	mg/kg	
			OU5-CTA-1C-5040US-(160,160)	11/26/2001	13.8	mg/kg	
			OU5-CTA-1C-5040US-(160,40)	11/26/2001	3.5	mg/kg	
			OU5-CTA-1C-5040US-(160,60)	11/26/2001	2.8	mg/kg	
			OU5-CTA-1C-5040US-(160,80)	11/26/2001	19.4	mg/kg	
			OU5-CTA-1C-5040US-(180,100)	11/26/2001	3.2	mg/kg	
			OU5-CTA-1C-5040US-(180,120)	11/26/2001	4.3	mg/kg	
			OU5-CTA-1C-5040US-(180,140)	11/26/2001	6.5	mg/kg	
			OU5-CTA-1C-5040US-(180,60)	11/26/2001	12.8	mg/kg	
			OU5-CTA-1C-5040US-(180,80)	11/26/2001	18.2	mg/kg	
			OU5-CTA-1C-5040US-(20,100)	11/26/2001	3.5	mg/kg	
			OU5-CTA-1C-5040US-(20,120)	11/26/2001	3.3	mg/kg	
			OU5-CTA-1C-5040US-(20,140)	11/26/2001	2.2 J	mg/kg	
			OU5-CTA-1C-5040US-(20,160)	11/26/2001	2.7	mg/kg	

Area	Group	Address	Sample ID	Sample Date	Result \1	Units	Duplicate Match
			OU5-CTA-1C-5040US-(200,100)	11/26/2001	3.3	mg/kg	
			OU5-CTA-1C-5040US-(200,60)	11/26/2001	5.4	mg/kg	
			OU5-CTA-1C-5040US-(200,80)	11/26/2001	4.6	mg/kg	
			OU5-CTA-1C-5040US-(40,100)	11/26/2001	2.6	mg/kg	
			OU5-CTA-1C-5040US-(40,120)	11/26/2001	2.9	mg/kg	
			OU5-CTA-1C-5040US-(40,140)	11/26/2001	2.5	mg/kg	
			OU5-CTA-1C-5040US-(40,160)	11/26/2001	3.3	mg/kg	
			OU5-CTA-1C-5040US-(40,60)	11/26/2001	1.6 J	mg/kg	
			OU5-CTA-1C-5040US-(40,80)	11/26/2001	3.3	mg/kg	
			OU5-CTA-1C-5040US-(60,0)	11/26/2001	2.9	mg/kg	
			OU5-CTA-1C-5040US-(60,100)	11/26/2001	2.9	mg/kg	
			OU5-CTA-1C-5040US-(60,120)	11/26/2001	2.7	mg/kg	
			OU5-CTA-1C-5040US-(60,140)	11/26/2001	3.7	mg/kg	
			OU5-CTA-1C-5040US-(60,160)	11/26/2001	2.6	mg/kg	
			OU5-CTA-1C-5040US-(60,20)	11/26/2001	2.6	mg/kg	
			OU5-CTA-1C-5040US-(60,40)	11/26/2001	1.7 J	mg/kg	
			OU5-CTA-1C-5040US-(60,60)	11/26/2001	3.4	mg/kg	
			OU5-CTA-1C-5040US-(60,80)	11/26/2001	2.6	mg/kg	
			OU5-CTA-1C-5040US-(80,100)	11/26/2001	2.5	mg/kg	
			OU5-CTA-1C-5040US-(80,120)	11/26/2001	2.9	mg/kg	
			OU5-CTA-1C-5040US-(80,140)	11/26/2001	2.3 J	mg/kg	
			OU5-CTA-1C-5040US-(80,160)	11/26/2001	3.6	mg/kg	
			OU5-CTA-1C-5040US-(80,20)	11/26/2001	2 J	mg/kg	
			OU5-CTA-1C-5040US-(80,40)	11/26/2001	3.5	mg/kg	
			OU5-CTA-1C-5040US-(80,60)	11/26/2001	1.4 J	mg/kg	
			OU5-CTA-1C-5040US-(80,80)	11/26/2001	2.9	mg/kg	
			OU5-CTA-1C-5040US-DUP01	11/26/2001	4.4	mg/kg	OU5-CTA-1C-5040US-(60,20)
			OU5-CTA-1C-5040US-DUP02	11/26/2001	3.9	mg/kg	OU5-CTA-1C-5040US-(160,60)
			OU5-CTA-1C-5040US-DUP03	11/26/2001	2.9	mg/kg	OU5-CTA-1C-5040US-(80,120)
CSA	**12**	**5041 Loughboro Road**					
			OU5-CSA-12-5041LR-(0,80)	11/27/2001	1.3 J	mg/kg	
			OU5-CSA-12-5041LR-(100,120)	11/27/2001	3.1	mg/kg	
			OU5-CSA-12-5041LR-(100,140)	11/27/2001	3.5	mg/kg	
			OU5-CSA-12-5041LR-(100,20)	11/27/2001	2.2 J	mg/kg	
			OU5-CSA-12-5041LR-(100,40)	11/27/2001	2 J	mg/kg	
			OU5-CSA-12-5041LR-(100,60)	11/27/2001	2.5	mg/kg	
			OU5-CSA-12-5041LR-(100,80)	11/27/2001	2.6	mg/kg	
			OU5-CSA-12-5041LR-(120,100)	11/27/2001	2.7	mg/kg	
			OU5-CSA-12-5041LR-(120,120)	11/27/2001	3.6	mg/kg	

Area	Group	Address	Sample ID	Sample Date	Result \1	Units	Duplicate Match
			OU5-CSA-12-5041LR-(120,140)	11/27/2001	2.2 J	mg/kg	
			OU5-CSA-12-5041LR-(120,40)	11/27/2001	2.1 J	mg/kg	
			OU5-CSA-12-5041LR-(120,60)	11/27/2001	3.2	mg/kg	
			OU5-CSA-12-5041LR-(140,100)	11/27/2001	3.6	mg/kg	
			OU5-CSA-12-5041LR-(140,120)	11/27/2001	3.7	mg/kg	
			OU5-CSA-12-5041LR-(140,60)	11/27/2001	5.7	mg/kg	
			OU5-CSA-12-5041LR-(140,80)	11/27/2001	2.3	mg/kg	
			OU5-CSA-12-5041LR-(160,100)	11/27/2001	2.5	mg/kg	
			OU5-CSA-12-5041LR-(160,80)	11/27/2001	1.1 J	mg/kg	
			OU5-CSA-12-5041LR-(20,100)	11/27/2001	2.9	mg/kg	
			OU5-CSA-12-5041LR-(20,60)	11/27/2001	2.1 J	mg/kg	
			OU5-CSA-12-5041LR-(20,80)	11/27/2001	2.1 J	mg/kg	
			OU5-CSA-12-5041LR-(40,100)	11/27/2001	1.5 J	mg/kg	
			OU5-CSA-12-5041LR-(40,120)	11/27/2001	3	mg/kg	
			OU5-CSA-12-5041LR-(40,20)	11/27/2001	1.7 J	mg/kg	
			OU5-CSA-12-5041LR-(40,40)	11/27/2001	3.4	mg/kg	
			OU5-CSA-12-5041LR-(40,60)	11/27/2001	3.2	mg/kg	
			OU5-CSA-12-5041LR-(40,80)	11/27/2001	2.5	mg/kg	
			OU5-CSA-12-5041LR-(60,0)	11/27/2001	1.4 J	mg/kg	
			OU5-CSA-12-5041LR-(60,100)	11/27/2001	3.2	mg/kg	
			OU5-CSA-12-5041LR-(60,120)	11/27/2001	2.9	mg/kg	
			OU5-CSA-12-5041LR-(60,140)	11/27/2001	1.8 J	mg/kg	
			OU5-CSA-12-5041LR-(60,20)	11/27/2001	2.5	mg/kg	
			OU5-CSA-12-5041LR-(60,40)	11/27/2001	4	mg/kg	
			OU5-CSA-12-5041LR-(60,60)	11/27/2001	3.8	mg/kg	
			OU5-CSA-12-5041LR-(60,80)	11/27/2001	3.7	mg/kg	
			OU5-CSA-12-5041LR-(80,100)	11/27/2001	2.9	mg/kg	
			OU5-CSA-12-5041LR-(80,120)	11/27/2001	2.4 J	mg/kg	
			OU5-CSA-12-5041LR-(80,140)	11/27/2001	2.4 J	mg/kg	
			OU5-CSA-12-5041LR-(80,20)	11/27/2001	3.8	mg/kg	
			OU5-CSA-12-5041LR-(80,40)	11/27/2001	2.2 J	mg/kg	
			OU5-CSA-12-5041LR-(80,60)	11/27/2001	2.5 J	mg/kg	
			OU5-CSA-12-5041LR-(80,80)	11/27/2001	3	mg/kg	
			OU5-CSA-12-5041LR-DUP01	11/27/2001	4	mg/kg	OU5-CSA-12-5041LR-(60,80)
			OU5-CSA-12-5041LR-DUP02	11/27/2001	2.6	mg/kg	OU5-CSA-12-5041LR-(100,80)
			OU5-CSA-12-5041LR-SB-DUP68	11/26/2001	0.63 J	mg/kg	OU5-CSA-12-5041LR-SB5
			OU5-CSA-12-5041LR-SB1	11/26/2001	4.1	mg/kg	
			OU5-CSA-12-5041LR-SB2	11/26/2001	2.5	mg/kg	
			OU5-CSA-12-5041LR-SB3	11/26/2001	1.7 J	mg/kg	

Area	Group	Address	Sample ID	Sample Date	Result \1	Units	Duplicate Match
			OU5-CSA-12-5041LR-SB4	11/26/2001	0.77 J	mg/kg	
			OU5-CSA-12-5041LR-SB5	11/26/2001	0.53 U	mg/kg	
			OU5-CSA-12-5041LR-SB6	11/26/2001	0.51 U	mg/kg	
CTA	1C	5041 Upton Street					
			OU5-CTA-1C-5041US-(100,100)	12/3/2001	8.9 J	mg/kg	
			OU5-CTA-1C-5041US-(100,120)	12/3/2001	6.2 J	mg/kg	
			OU5-CTA-1C-5041US-(100,40)	12/3/2001	57.1 J	mg/kg	
			OU5-CTA-1C-5041US-(120,100)	12/3/2001	5.3 J	mg/kg	
			OU5-CTA-1C-5041US-(120,120)	12/3/2001	3 J	mg/kg	
			OU5-CTA-1C-5041US-(120,140)	12/3/2001	12.3 J	mg/kg	
			OU5-CTA-1C-5041US-(120,40)	12/3/2001	12.4 J	mg/kg	
			OU5-CTA-1C-5041US-(120,60)	12/3/2001	8.7 J	mg/kg	
			OU5-CTA-1C-5041US-(120,80)	12/3/2001	5.2 J	mg/kg	
			OU5-CTA-1C-5041US-(140,100)	12/3/2001	2.1 J	mg/kg	
			OU5-CTA-1C-5041US-(140,120)	12/3/2001	5.6 J	mg/kg	
			OU5-CTA-1C-5041US-(140,140)	12/3/2001	5.8 J	mg/kg	
			OU5-CTA-1C-5041US-(140,40)	12/3/2001	26.3 J	mg/kg	
			OU5-CTA-1C-5041US-(140,60)	12/3/2001	5.2 J	mg/kg	
			OU5-CTA-1C-5041US-(140,80)	12/3/2001	4.8 J	mg/kg	
			OU5-CTA-1C-5041US-(160,100)	12/3/2001	5.2 J	mg/kg	
			OU5-CTA-1C-5041US-(160,120)	12/3/2001	5.4 J	mg/kg	
			OU5-CTA-1C-5041US-(160,140)	12/3/2001	6.3 J	mg/kg	
			OU5-CTA-1C-5041US-(160,60)	12/3/2001	4.5 J	mg/kg	
			OU5-CTA-1C-5041US-(160,80)	12/3/2001	8.2 J	mg/kg	
			OU5-CTA-1C-5041US-(180,100)	12/3/2001	7.2 J	mg/kg	
			OU5-CTA-1C-5041US-(180,120)	12/3/2001	10.8 J	mg/kg	
			OU5-CTA-1C-5041US-(180,60)	12/3/2001	11.9 J	mg/kg	
			OU5-CTA-1C-5041US-(180,80)	12/3/2001	4.9 J	mg/kg	
			OU5-CTA-1C-5041US-(20,100)	12/3/2001	5.6 J	mg/kg	
			OU5-CTA-1C-5041US-(20,60)	12/3/2001	22.4 J	mg/kg	
			OU5-CTA-1C-5041US-(20,80)	12/3/2001	17.4 J	mg/kg	
			OU5-CTA-1C-5041US-(200,100)	12/3/2001	25 J	mg/kg	
			OU5-CTA-1C-5041US-(200,80)	12/3/2001	3.3 J	mg/kg	
			OU5-CTA-1C-5041US-(40,100)	12/3/2001	17.9 J	mg/kg	
			OU5-CTA-1C-5041US-(40,120)	12/3/2001	5.4 J	mg/kg	
			OU5-CTA-1C-5041US-(40,20)	12/3/2001	19 J	mg/kg	
			OU5-CTA-1C-5041US-(40,40)	12/3/2001	20.6 J	mg/kg	
			OU5-CTA-1C-5041US-(40,60)	12/3/2001	14.2 J	mg/kg	
			OU5-CTA-1C-5041US-(40,80)	12/3/2001	20.1 J	mg/kg	

Area	Group	Address	Sample ID	Sample Date	Result \1	Units	Duplicate Match
			OU5-CTA-1C-5041US-(60,100)	12/3/2001	10.9 J	mg/kg	
			OU5-CTA-1C-5041US-(60,120)	12/3/2001	7.6 J	mg/kg	
			OU5-CTA-1C-5041US-(60,120)(A)	4/25/2002	8.2	mg/kg	
			OU5-CTA-1C-5041US-(60,120)(B)	4/25/2002	8.9	mg/kg	
			OU5-CTA-1C-5041US-(60,20)	12/3/2001	17.6 J	mg/kg	
			OU5-CTA-1C-5041US-(60,40)	12/3/2001	21.6 J	mg/kg	
			OU5-CTA-1C-5041US-(60,60)	12/3/2001	22.9 J	mg/kg	
			OU5-CTA-1C-5041US-(60,80)	12/3/2001	52.1 J	mg/kg	
			OU5-CTA-1C-5041US-(80,100)	12/3/2001	6.9 J	mg/kg	
			OU5-CTA-1C-5041US-(80,120)	12/3/2001	10.6 J	mg/kg	
			OU5-CTA-1C-5041US-(80,20)	12/3/2001	28.2 J	mg/kg	
			OU5-CTA-1C-5041US-(80,40)	12/3/2001	18.6 J	mg/kg	
			OU5-CTA-1C-5041US-(80,60)	12/3/2001	9 J	mg/kg	
			OU5-CTA-1C-5041US-(80,80)	12/3/2001	4.7 J	mg/kg	
			OU5-CTA-1C-5041US-DUP01	12/3/2001	24.5 J	mg/kg	OU5-CTA-1C-5041US-(60,60)
			OU5-CTA-1C-5041US-DUP02	12/3/2001	32.9 J	mg/kg	OU5-CTA-1C-5041US-(60,120)
			OU5-CTA-1C-5041US-DUP03	12/3/2001	4.7 J	mg/kg	OU5-CTA-1C-5041US-(160,100)
CTA	1C	5044 Van Ness Street					
			OU5-CTA-1C-5044VNS-(100,100)	11/30/2001	14.3 L	mg/kg	
			OU5-CTA-1C-5044VNS-(100,120)	11/30/2001	10.1 L	mg/kg	
			OU5-CTA-1C-5044VNS-(100,20)	11/30/2001	20.5 L	mg/kg	
			OU5-CTA-1C-5044VNS-(100,40)	11/30/2001	3.8 L	mg/kg	
			OU5-CTA-1C-5044VNS-(120,100)	11/30/2001	9.5 L	mg/kg	
			OU5-CTA-1C-5044VNS-(120,120)	11/30/2001	13 L	mg/kg	
			OU5-CTA-1C-5044VNS-(120,140)	11/30/2001	8.3 L	mg/kg	
			OU5-CTA-1C-5044VNS-(120,40)	11/30/2001	3.5 L	mg/kg	
			OU5-CTA-1C-5044VNS-(120,60)	11/30/2001	3.2 L	mg/kg	
			OU5-CTA-1C-5044VNS-(120,80)	11/30/2001	1.7 JL	mg/kg	
			OU5-CTA-1C-5044VNS-(140,100)	11/30/2001	9.6 L	mg/kg	
			OU5-CTA-1C-5044VNS-(140,120)	11/30/2001	2.8 L	mg/kg	
			OU5-CTA-1C-5044VNS-(140,140)	11/30/2001	13.6 L	mg/kg	
			OU5-CTA-1C-5044VNS-(140,40)	11/30/2001	9.5 L	mg/kg	
			OU5-CTA-1C-5044VNS-(140,60)	11/30/2001	15.8 L	mg/kg	
			OU5-CTA-1C-5044VNS-(140,80)	11/30/2001	1.5 JL	mg/kg	
			OU5-CTA-1C-5044VNS-(160,100)	11/30/2001	3.7 L	mg/kg	
			OU5-CTA-1C-5044VNS-(160,120)	11/30/2001	6.1 L	mg/kg	
			OU5-CTA-1C-5044VNS-(160,140)	11/30/2001	6.7 L	mg/kg	
			OU5-CTA-1C-5044VNS-(160,60)	11/30/2001	24.1 L	mg/kg	
			OU5-CTA-1C-5044VNS-(160,80)	11/30/2001	6.1 L	mg/kg	

Area	Group	Address	Sample ID	Sample Date	Result \1	Units	Duplicate Match
			OU5-CTA-1C-5044VNS-(20,100)	11/30/2001	13 L	mg/kg	
			OU5-CTA-1C-5044VNS-(20,60)	11/30/2001	7.3 L	mg/kg	
			OU5-CTA-1C-5044VNS-(20,80)	11/30/2001	11 L	mg/kg	
			OU5-CTA-1C-5044VNS-(40,100)	11/30/2001	5.7 L	mg/kg	
			OU5-CTA-1C-5044VNS-(40,20)	11/30/2001	4.7 L	mg/kg	
			OU5-CTA-1C-5044VNS-(40,40)	11/30/2001	18 L	mg/kg	
			OU5-CTA-1C-5044VNS-(40,60)	11/30/2001	7.3 L	mg/kg	
			OU5-CTA-1C-5044VNS-(40,80)	11/30/2001	4.1 L	mg/kg	
			OU5-CTA-1C-5044VNS-(60,0)	11/30/2001	7.3 L	mg/kg	
			OU5-CTA-1C-5044VNS-(60,100)	11/30/2001	3 L	mg/kg	
			OU5-CTA-1C-5044VNS-(60,120)	11/30/2001	3 L	mg/kg	
			OU5-CTA-1C-5044VNS-(60,20)	11/30/2001	20 L	mg/kg	
			OU5-CTA-1C-5044VNS-(60,40)	11/30/2001	3 L	mg/kg	
			OU5-CTA-1C-5044VNS-(60,60)	11/30/2001	14.5 L	mg/kg	
			OU5-CTA-1C-5044VNS-(60,80)	11/30/2001	3.5 L	mg/kg	
			OU5-CTA-1C-5044VNS-(80,100)	11/30/2001	2.5 JL	mg/kg	
			OU5-CTA-1C-5044VNS-(80,120)	11/30/2001	5.2 L	mg/kg	
			OU5-CTA-1C-5044VNS-(80,20)	11/30/2001	14.9 L	mg/kg	
			OU5-CTA-1C-5044VNS-(80,40)	11/30/2001	6 L	mg/kg	
			OU5-CTA-1C-5044VNS-(80,60)	11/30/2001	1 JL	mg/kg	
			OU5-CTA-1C-5044VNS-DUP01	11/30/2001	4.2 L	mg/kg	OU5-CTA-1C-5044VNS-(60,40)
			OU5-CTA-1C-5044VNS-DUP02	11/30/2001	17.4 L	mg/kg	OU5-CTA-1C-5044VNS-(80,20)
CTA	1C	5046 Sedgwick Street					
			OU5-CTA-1C-5046SegS-(105 105)	6/28/2001	26 L	mg/kg	
			OU5-CTA-1C-5046SegS-(105 115)	6/28/2001	22.1 L	mg/kg	
			OU5-CTA-1C-5046SegS-(105 125)	6/28/2001	4.7 L	mg/kg	
			OU5-CTA-1C-5046SegS-(105 135)	6/28/2001	2.8 L	mg/kg	
			OU5-CTA-1C-5046SegS-(105 145)	6/28/2001	9.4 L	mg/kg	
			OU5-CTA-1C-5046SegS-(105 155)	6/28/2001	24.2 L	mg/kg	
			OU5-CTA-1C-5046SegS-(115 105)	6/28/2001	37.8 L	mg/kg	
			OU5-CTA-1C-5046SegS-(115 115)	6/28/2001	30.9 L	mg/kg	
			OU5-CTA-1C-5046SegS-(115 125)	6/28/2001	24.6 L	mg/kg	
			OU5-CTA-1C-5046SegS-(115 135)	6/28/2001	27.5 L	mg/kg	
			OU5-CTA-1C-5046SegS-(115 145)	6/28/2001	7.5 L	mg/kg	
			OU5-CTA-1C-5046SegS-(115 155)	6/28/2001	67.1 L	mg/kg	
			OU5-CTA-1C-5046SegS-(115 165)	6/28/2001	12.6 L	mg/kg	
			OU5-CTA-1C-5046SegS-(115 95)	6/28/2001	24 L	mg/kg	
			OU5-CTA-1C-5046SegS-(125 105)	6/28/2001	28.9 L	mg/kg	
			OU5-CTA-1C-5046SegS-(125 115)	6/28/2001	69 L	mg/kg	

Area	Group	Address	Sample ID	Sample Date	Result \1		Units	Duplicate Match
			OU5-CTA-1C-5046SegS-(125 125)	6/28/2001	19.3	L	mg/kg	
			OU5-CTA-1C-5046SegS-(125 135)	6/28/2001	18.5	L	mg/kg	
			OU5-CTA-1C-5046SegS-(125 145)	6/28/2001	14	L	mg/kg	
			OU5-CTA-1C-5046SegS-(125 155)	6/28/2001	4.2	L	mg/kg	
			OU5-CTA-1C-5046SegS-(125 175)	6/28/2001	8	L	mg/kg	
			OU5-CTA-1C-5046SegS-(125 85)	6/28/2001	30.7	L	mg/kg	
			OU5-CTA-1C-5046SegS-(125 95)	6/28/2001	45.4	L	mg/kg	
			OU5-CTA-1C-5046SegS-(135 105)	6/28/2001	104	L	mg/kg	
			OU5-CTA-1C-5046SegS-(135 115)	6/28/2001	28.7	L	mg/kg	
			OU5-CTA-1C-5046SegS-(135 125)	6/28/2001	36.6	L	mg/kg	
			OU5-CTA-1C-5046SegS-(135 185)	6/28/2001	15.5	L	mg/kg	
			OU5-CTA-1C-5046SegS-(135 75)	6/28/2001	23.6	L	mg/kg	
			OU5-CTA-1C-5046SegS-(135 95)	6/28/2001	45.9	L	mg/kg	
			OU5-CTA-1C-5046SegS-(145 105)	6/28/2001	12.8	L	mg/kg	
			OU5-CTA-1C-5046SegS-(145 115)	6/28/2001	18.1	L	mg/kg	
			OU5-CTA-1C-5046SegS-(145 125)	6/28/2001	10.8	L	mg/kg	
			OU5-CTA-1C-5046SegS-(145 175)	6/29/2001	5.1	L	mg/kg	
			OU5-CTA-1C-5046SegS-(145 185)	6/29/2001	5.9	L	mg/kg	
			OU5-CTA-1C-5046SegS-(145 195)	6/29/2001	12.4	L	mg/kg	
			OU5-CTA-1C-5046SegS-(145 75)	6/28/2001	41.5	L	mg/kg	
			OU5-CTA-1C-5046SegS-(145 85)	6/28/2001	22.9	L	mg/kg	
			OU5-CTA-1C-5046SegS-(145 95)	6/28/2001	59.8	L	mg/kg	
			OU5-CTA-1C-5046SegS-(155 105)	6/28/2001	37.4	L	mg/kg	
			OU5-CTA-1C-5046SegS-(155 115)	6/28/2001	14.7	L	mg/kg	
			OU5-CTA-1C-5046SegS-(155 165)	6/29/2001	4.8	L	mg/kg	
			OU5-CTA-1C-5046SegS-(155 205)	6/29/2001	67.8	L	mg/kg	
			OU5-CTA-1C-5046SegS-(155 85)	6/28/2001	16.4	L	mg/kg	
			OU5-CTA-1C-5046SegS-(155 95)	6/28/2001	12.6	L	mg/kg	
			OU5-CTA-1C-5046SegS-(165 115)	6/28/2001	14.5	L	mg/kg	
			OU5-CTA-1C-5046SegS-(165 165)	6/29/2001	13.6	L	mg/kg	
			OU5-CTA-1C-5046SegS-(165 175)	6/28/2001	19.4	L	mg/kg	
			OU5-CTA-1C-5046SegS-(165 215)	6/29/2001	13.4	L	mg/kg	
			OU5-CTA-1C-5046SegS-(165 95)	6/28/2001	30.2	L	mg/kg	
			OU5-CTA-1C-5046SegS-(175 105)	6/28/2001	20.9	L	mg/kg	
			OU5-CTA-1C-5046SegS-(175 115)	6/28/2001	65.1	L	mg/kg	
			OU5-CTA-1C-5046SegS-(175 155)	6/28/2001	44.7	L	mg/kg	
			OU5-CTA-1C-5046SegS-(175 165)	6/28/2001	26.2	L	mg/kg	
			OU5-CTA-1C-5046SegS-(175 175)	6/28/2001	79.4	L	mg/kg	
			OU5-CTA-1C-5046SegS-(175 205)	6/29/2001	7	L	mg/kg	

Area	Group	Address	Sample ID	Sample Date	Result \1		Units	Duplicate Match
			OU5-CTA-1C-5046SegS-(175 215)	6/29/2001	8.2	L	mg/kg	
			OU5-CTA-1C-5046SegS-(185 105)	6/28/2001	26.7	L	mg/kg	
			OU5-CTA-1C-5046SegS-(185 115)	6/28/2001	18.1	L	mg/kg	
			OU5-CTA-1C-5046SegS-(185 125)	6/28/2001	18.9	L	mg/kg	
			OU5-CTA-1C-5046SegS-(185 145)	6/29/2001	8.8	L	mg/kg	
			OU5-CTA-1C-5046SegS-(185 155)	6/28/2001	50.5	L	mg/kg	
			OU5-CTA-1C-5046SegS-(185 165)	6/28/2001	56.8	L	mg/kg	
			OU5-CTA-1C-5046SegS-(185 175)	6/28/2001	77.1	L	mg/kg	
			OU5-CTA-1C-5046SegS-(185 185)	6/29/2001	18.8	L	mg/kg	
			OU5-CTA-1C-5046SegS-(185 195)	6/29/2001	12	L	mg/kg	
			OU5-CTA-1C-5046SegS-(185 205)	6/29/2001	13.8	L	mg/kg	
			OU5-CTA-1C-5046SegS-(195 105)	6/28/2001	15.9	L	mg/kg	
			OU5-CTA-1C-5046SegS-(195 115)	6/28/2001	16.9	L	mg/kg	
			OU5-CTA-1C-5046SegS-(195 125)	6/28/2001	14.1	L	mg/kg	
			OU5-CTA-1C-5046SegS-(195 135)	6/28/2001	14	L	mg/kg	
			OU5-CTA-1C-5046SegS-(195 155)	6/28/2001	32.1	L	mg/kg	
			OU5-CTA-1C-5046SegS-(195 165)	6/28/2001	33.1	L	mg/kg	
			OU5-CTA-1C-5046SegS-(195 175)	6/28/2001	11.6	L	mg/kg	
			OU5-CTA-1C-5046SegS-(195 185)	6/28/2001	5.7	L	mg/kg	
			OU5-CTA-1C-5046SegS-(205 125)	6/28/2001	13.7	L	mg/kg	
			OU5-CTA-1C-5046SegS-(205 135)	6/28/2001	64.7	L	mg/kg	
			OU5-CTA-1C-5046SegS-(205 165)	6/28/2001	36.9	L	mg/kg	
			OU5-CTA-1C-5046SegS-(205 175)	6/28/2001	12.9	L	mg/kg	
			OU5-CTA-1C-5046SegS-(215 135)	6/28/2001	42.3	L	mg/kg	
			OU5-CTA-1C-5046SegS-(215 145)	6/28/2001	30.5	L	mg/kg	
			OU5-CTA-1C-5046SegS-(215 165)	6/28/2001	15.6	L	mg/kg	
			OU5-CTA-1C-5046SegS-(225 145)	6/28/2001	10.1	L	mg/kg	
			OU5-CTA-1C-5046SegS-(85 125)	6/28/2001	19.3	L	mg/kg	
			OU5-CTA-1C-5046SegS-(85 135)	6/28/2001	10.3	L	mg/kg	
			OU5-CTA-1C-5046SegS-(95 105)	6/28/2001	19.5	L	mg/kg	
			OU5-CTA-1C-5046SegS-(95 125)	6/28/2001	27.7	L	mg/kg	
			OU5-CTA-1C-5046SegS-(95 135)	6/28/2001	18.1	L	mg/kg	
			OU5-CTA-1C-5046SegS-(95 145)	6/28/2001	18.5	L	mg/kg	
			OU5-CTA-1C-5046SegS-(DUP-04)	6/29/2001	10.5	L	mg/kg	OU5-CTA-1C-5046SegS-(105 105)
			OU5-CTA-1C-5046SegS-(DUP01)	6/28/2001	21.3	L	mg/kg	OU5-CTA-1C-5046SegS-(115 115)
			OU5-CTA-1C-5046SegS-(DUP02)	6/28/2001	3.2	L	mg/kg	OU5-CTA-1C-5046SegS-(105 135)
			OU5-CTA-1C-5046SegS-DUP03	6/28/2001	35.2	L	mg/kg	OU5-CTA-1C-5046SegS-(145 85)
			OU5-CTA-1C-5046SegS-DUP05	6/28/2001	17	L	mg/kg	OU5-CTA-1C-5046SegS-(185 115)
			OU5-CTA-1C-5046SegS-DUP06	6/28/2001	16.6	L	mg/kg	OU5-CTA-1C-5046SegS-(205 175)

Area	Group	Address	Sample ID	Sample Date	Result \1	Units	Duplicate Match
CTA	1C	5054 Sedgwick Street					
			OU5-CTA-1C-5054SegS-(145 55)	6/28/2001	3.9 J	mg/kg	
			OU5-CTA-1C-5054SegS-(145 65)	6/28/2001	2.4 J	mg/kg	
			OU5-CTA-1C-5054SegS-(155 45)	6/28/2001	2.7 J	mg/kg	
			OU5-CTA-1C-5054SegS-(155 55)	6/29/2001	6.7 L	mg/kg	
			OU5-CTA-1C-5054SegS-(155 65)	6/28/2001	8 J	mg/kg	
			OU5-CTA-1C-5054SegS-(155 75)	6/28/2001	6 J	mg/kg	
			OU5-CTA-1C-5054SegS-(165 35)	6/28/2001	10.9 J	mg/kg	
			OU5-CTA-1C-5054SegS-(165 45)	6/28/2001	6.7 J	mg/kg	
			OU5-CTA-1C-5054SegS-(165 55)	6/28/2001	9.6 J	mg/kg	
			OU5-CTA-1C-5054SegS-(165 65)	6/28/2001	13.1 J	mg/kg	
			OU5-CTA-1C-5054SegS-(165 75)	6/28/2001	9.2 J	mg/kg	
			OU5-CTA-1C-5054SegS-(175 15)	6/28/2001	5.4 J	mg/kg	
			OU5-CTA-1C-5054SegS-(175 25)	6/28/2001	4.5 J	mg/kg	
			OU5-CTA-1C-5054SegS-(175 35)	6/28/2001	5.4 J	mg/kg	
			OU5-CTA-1C-5054SegS-(175 45)	6/28/2001	5.1 J	mg/kg	
			OU5-CTA-1C-5054SegS-(175 55)	6/28/2001	2.8 J	mg/kg	
			OU5-CTA-1C-5054SegS-(175 65)	6/28/2001	9.1 J	mg/kg	
			OU5-CTA-1C-5054SegS-(175 75)	6/28/2001	6.2 J	mg/kg	
			OU5-CTA-1C-5054SegS-(175 85)	6/29/2001	3.2 L	mg/kg	
			OU5-CTA-1C-5054SegS-(175 95)	6/29/2001	11.8 L	mg/kg	
			OU5-CTA-1C-5054SegS-(185 15)	6/28/2001	3.3 J	mg/kg	
			OU5-CTA-1C-5054SegS-(185 25)	6/28/2001	1.8 J	mg/kg	
			OU5-CTA-1C-5054SegS-(185 35)	6/28/2001	2.1 J	mg/kg	
			OU5-CTA-1C-5054SegS-(185 45)	6/28/2001	7.6 J	mg/kg	
			OU5-CTA-1C-5054SegS-(185 5)	6/28/2001	3.6 J	mg/kg	
			OU5-CTA-1C-5054SegS-(185 55)	6/28/2001	5.4 J	mg/kg	
			OU5-CTA-1C-5054SegS-(185 65)	6/28/2001	1.7 J	mg/kg	
			OU5-CTA-1C-5054SegS-(185 75)	6/28/2001	3.9 J	mg/kg	
			OU5-CTA-1C-5054SegS-(185 85)	6/29/2001	13.5 L	mg/kg	
			OU5-CTA-1C-5054SegS-(185 95)	6/29/2001	3.1 L	mg/kg	
			OU5-CTA-1C-5054SegS-(195 105)	6/29/2001	4.7 L	mg/kg	
			OU5-CTA-1C-5054SegS-(195 15)	6/28/2001	3.2 J	mg/kg	
			OU5-CTA-1C-5054SegS-(195 25)	6/28/2001	3.1 J	mg/kg	
			OU5-CTA-1C-5054SegS-(195 35)	6/28/2001	2.3 J	mg/kg	
			OU5-CTA-1C-5054SegS-(195 45)	6/28/2001	3.4 J	mg/kg	
			OU5-CTA-1C-5054SegS-(195 5)	6/28/2001	3.5 J	mg/kg	
			OU5-CTA-1C-5054SegS-(195 55)	6/28/2001	3.7 J	mg/kg	
			OU5-CTA-1C-5054SegS-(205 105)	6/29/2001	11.2 L	mg/kg	

Area	Group	Address	Sample ID	Sample Date	Result \1	Units	Duplicate Match
			OU5-CTA-1C-5054SegS-(205 115)	6/29/2001	13.4 L	mg/kg	
			OU5-CTA-1C-5054SegS-(205 25)	6/28/2001	2.5 J	mg/kg	
			OU5-CTA-1C-5054SegS-(205 35)	6/28/2001	3.4 J	mg/kg	
			OU5-CTA-1C-5054SegS-(205 55)	6/29/2001	4.7 L	mg/kg	
			OU5-CTA-1C-5054SegS-(215 105)	6/29/2001	6.7 L	mg/kg	
			OU5-CTA-1C-5054SegS-(215 115)	6/29/2001	29.6 L	mg/kg	
			OU5-CTA-1C-5054SegS-(215 125)	6/29/2001	20.9 L	mg/kg	
			OU5-CTA-1C-5054SegS-(215 15)	6/28/2001	2.7 J	mg/kg	
			OU5-CTA-1C-5054SegS-(215 25)	6/28/2001	3.6 J	mg/kg	
			OU5-CTA-1C-5054SegS-(215 35)	6/28/2001	3.2 J	mg/kg	
			OU5-CTA-1C-5054SegS-(225 105)	6/28/2001	16.6 J	mg/kg	
			OU5-CTA-1C-5054SegS-(225 115)	6/28/2001	14 J	mg/kg	
			OU5-CTA-1C-5054SegS-(225 125)	6/28/2001	35.3 J	mg/kg	
			OU5-CTA-1C-5054SegS-(225 25)	6/28/2001	4.7 J	mg/kg	
			OU5-CTA-1C-5054SegS-(225 35)	6/28/2001	2.2 J	mg/kg	
			OU5-CTA-1C-5054SegS-(225 75)	6/28/2001	5.8 J	mg/kg	
			OU5-CTA-1C-5054SegS-(225 85)	6/28/2001	6.3 J	mg/kg	
			OU5-CTA-1C-5054SegS-(225 95)	6/28/2001	17 J	mg/kg	
			OU5-CTA-1C-5054SegS-(235 105)	6/28/2001	6.9 J	mg/kg	
			OU5-CTA-1C-5054SegS-(235 115)	6/28/2001	15.4 J	mg/kg	
			OU5-CTA-1C-5054SegS-(235 125)	6/29/2001	26.6 L	mg/kg	
			OU5-CTA-1C-5054SegS-(235 25)	6/28/2001	3.7 J	mg/kg	
			OU5-CTA-1C-5054SegS-(235 35)	6/28/2001	3.8 J	mg/kg	
			OU5-CTA-1C-5054SegS-(235 85)	6/28/2001	12.5 J	mg/kg	
			OU5-CTA-1C-5054SegS-(235 95)	6/28/2001	11 J	mg/kg	
			OU5-CTA-1C-5054SegS-(245 105)	6/29/2001	7.5 L	mg/kg	
			OU5-CTA-1C-5054SegS-(245 115)	6/29/2001	3.2 L	mg/kg	
			OU5-CTA-1C-5054SegS-(245 35)	6/28/2001	4.4 J	mg/kg	
			OU5-CTA-1C-5054SegS-(245 45)	6/28/2001	1.3 J	mg/kg	
			OU5-CTA-1C-5054SegS-(245 95)	6/28/2001	5.9 J	mg/kg	
			OU5-CTA-1C-5054SegS-(250 15)	6/28/2001	3.2 J	mg/kg	
			OU5-CTA-1C-5054SegS-(255 45)	6/28/2001	4 J	mg/kg	
			OU5-CTA-1C-5054SegS-(255 55)	6/28/2001	3.5 J	mg/kg	
			OU5-CTA-1C-5054SegS-(255 85)	6/28/2001	40.6 J	mg/kg	
			OU5-CTA-1C-5054SegS-(265 55)	6/28/2001	6.2 J	mg/kg	
			OU5-CTA-1C-5054SegS-(265 65)	6/28/2001	3.5 J	mg/kg	
			OU5-CTA-1C-5054SegS-(265 75)	6/28/2001	14.7 J	mg/kg	
			OU5-CTA-1C-5054SegS-(265 85)	6/29/2001	3.2 L	mg/kg	
			OU5-CTA-1C-5054SegS-(275 55)	6/29/2001	4.2 L	mg/kg	

Area	Group	Address	Sample ID	Sample Date	Result \1	Units	Duplicate Match
			OU5-CTA-1C-5054SegS-(275 65)	6/29/2001	7.1 L	mg/kg	
			OU5-CTA-1C-5054SegS-(275 75)	6/29/2001	3.5 L	mg/kg	
			OU5-CTA-1C-5054SegS-DUP01	6/28/2001	3.8 J	mg/kg	OU5-CTA-1C-5054SegS-(175 25)
			OU5-CTA-1C-5054SegS-DUP02	6/29/2001	10.3 L	mg/kg	OU5-CTA-1C-5054SegS-(205 105)
			OU5-CTA-1C-5054SegS-DUP03	6/28/2001	6.3 J	mg/kg	OU5-CTA-1C-5054SegS-(225 85)
			OU5-CTA-1C-5054SegS-DUP04	6/29/2001	3.1	mg/kg	OU5-CTA-1C-5054SegS-(275 75)
CTA	1C	5058 Sedgwick Street					
			OU5-CTA-1C-5058SegS-(0,80)	11/29/2001	9.2	mg/kg	
			OU5-CTA-1C-5058SegS-(100,100)	11/29/2001	5.9	mg/kg	
			OU5-CTA-1C-5058SegS-(100,120)	11/29/2001	6.6	mg/kg	
			OU5-CTA-1C-5058SegS-(100,20)	11/29/2001	8.8	mg/kg	
			OU5-CTA-1C-5058SegS-(100,40)	11/29/2001	20.4	mg/kg	
			OU5-CTA-1C-5058SegS-(100,60)	11/29/2001	10.3	mg/kg	
			OU5-CTA-1C-5058SegS-(100,80)	11/29/2001	12.8	mg/kg	
			OU5-CTA-1C-5058SegS-(120,100)	11/29/2001	4.5	mg/kg	
			OU5-CTA-1C-5058SegS-(120,40)	11/29/2001	13.4	mg/kg	
			OU5-CTA-1C-5058SegS-(120,60)	11/29/2001	13.2	mg/kg	
			OU5-CTA-1C-5058SegS-(120,80)	11/29/2001	14	mg/kg	
			OU5-CTA-1C-5058SegS-(140,100)	11/29/2001	6.1	mg/kg	
			OU5-CTA-1C-5058SegS-(140,60)	11/29/2001	6.6	mg/kg	
			OU5-CTA-1C-5058SegS-(140,80)	11/29/2001	5.2	mg/kg	
			OU5-CTA-1C-5058SegS-(160,100)	11/29/2001	6.5	mg/kg	
			OU5-CTA-1C-5058SegS-(20,100)	11/29/2001	7	mg/kg	
			OU5-CTA-1C-5058SegS-(20,120)	11/29/2001	3.8	mg/kg	
			OU5-CTA-1C-5058SegS-(20,60)	11/29/2001	11.2	mg/kg	
			OU5-CTA-1C-5058SegS-(20,80)	11/29/2001	3.6	mg/kg	
			OU5-CTA-1C-5058SegS-(40,100)	11/29/2001	14.5	mg/kg	
			OU5-CTA-1C-5058SegS-(40,120)	11/29/2001	2.6	mg/kg	
			OU5-CTA-1C-5058SegS-(40,40)	11/29/2001	6.1	mg/kg	
			OU5-CTA-1C-5058SegS-(40,60)	11/29/2001	6	mg/kg	
			OU5-CTA-1C-5058SegS-(40,80)	11/29/2001	5.3	mg/kg	
			OU5-CTA-1C-5058SegS-(60,100)	11/29/2001	2.5	mg/kg	
			OU5-CTA-1C-5058SegS-(60,120)	11/29/2001	3.8	mg/kg	
			OU5-CTA-1C-5058SegS-(60,20)	11/29/2001	6.4	mg/kg	
			OU5-CTA-1C-5058SegS-(60,40)	11/29/2001	7.5	mg/kg	
			OU5-CTA-1C-5058SegS-(60,60)	11/29/2001	5.7	mg/kg	
			OU5-CTA-1C-5058SegS-(60,80)	11/29/2001	2.2 J	mg/kg	
			OU5-CTA-1C-5058SegS-(80,100)	11/29/2001	7	mg/kg	
			OU5-CTA-1C-5058SegS-(80,120)	11/29/2001	7.7	mg/kg	

Area	Group	Address	Sample ID	Sample Date	Result \1	Units	Duplicate Match
			OU5-CTA-1C-5058SegS-(80,20)	11/29/2001	7.9	mg/kg	
			OU5-CTA-1C-5058SegS-(80,40)	11/29/2001	4.1	mg/kg	
			OU5-CTA-1C-5058SegS-(80,60)	11/29/2001	7.2	mg/kg	
			OU5-CTA-1C-5058SegS-DUP01	11/29/2001	12	mg/kg	OU5-CTA-1C-5058SegS-(100,60)
			OU5-CTA-1C-5058SegS-DUP02	11/29/2001	6.4	mg/kg	OU5-CTA-1C-5058SegS-(40,80)
CSA	**12**	**5060 Overlook Road**					
			OU5-CSA-12-5060OR-(100,100)	1/2/2002	9.7	mg/kg	
			OU5-CSA-12-5060OR-(100,120)	1/2/2002	13.5	mg/kg	
			OU5-CSA-12-5060OR-(100,140)	1/2/2002	24.4	mg/kg	
			OU5-CSA-12-5060OR-(100,160)	1/2/2002	8.9	mg/kg	
			OU5-CSA-12-5060OR-(100,20)	1/2/2002	1.8 J	mg/kg	
			OU5-CSA-12-5060OR-(100,40)	1/2/2002	10.6	mg/kg	
			OU5-CSA-12-5060OR-(100,60)	1/2/2002	4.3	mg/kg	
			OU5-CSA-12-5060OR-(120,0)	1/2/2002	4	mg/kg	
			OU5-CSA-12-5060OR-(120,120)	1/2/2002	16.2	mg/kg	
			OU5-CSA-12-5060OR-(120,140)	1/2/2002	16.1	mg/kg	
			OU5-CSA-12-5060OR-(120,160)	1/2/2002	36.6	mg/kg	
			OU5-CSA-12-5060OR-(120,20)	1/2/2002	9.3	mg/kg	
			OU5-CSA-12-5060OR-(120,40)	1/2/2002	5.1	mg/kg	
			OU5-CSA-12-5060OR-(120,60)	1/2/2002	6.6	mg/kg	
			OU5-CSA-12-5060OR-(140,100)	1/2/2002	8.2	mg/kg	
			OU5-CSA-12-5060OR-(140,120)	1/2/2002	11.7	mg/kg	
			OU5-CSA-12-5060OR-(140,140)	1/2/2002	4.4	mg/kg	
			OU5-CSA-12-5060OR-(140,20)	1/2/2002	3.1	mg/kg	
			OU5-CSA-12-5060OR-(140,40)	1/2/2002	5.1	mg/kg	
			OU5-CSA-12-5060OR-(140,60)	1/2/2002	5.7	mg/kg	
			OU5-CSA-12-5060OR-(140,80)	1/2/2002	7.9	mg/kg	
			OU5-CSA-12-5060OR-(160,100)	1/2/2002	8	mg/kg	
			OU5-CSA-12-5060OR-(160,120)	1/2/2002	8.1	mg/kg	
			OU5-CSA-12-5060OR-(160,80)	1/2/2002	4.8	mg/kg	
			OU5-CSA-12-5060OR-(20,100)	1/2/2002	5.7	mg/kg	
			OU5-CSA-12-5060OR-(20,20)	1/2/2002	49.7	mg/kg	
			OU5-CSA-12-5060OR-(20,40)	1/2/2002	2.2 J	mg/kg	
			OU5-CSA-12-5060OR-(20,60)	1/2/2002	8.8	mg/kg	
			OU5-CSA-12-5060OR-(20,80)	1/2/2002	3.2	mg/kg	
			OU5-CSA-12-5060OR-(40,100)	1/2/2002	5	mg/kg	
			OU5-CSA-12-5060OR-(40,120)	1/2/2002	1.5 J	mg/kg	
			OU5-CSA-12-5060OR-(40,140)	1/2/2002	2.9	mg/kg	
			OU5-CSA-12-5060OR-(40,160)	1/2/2002	2.6	mg/kg	

Area	Group	Address	Sample ID	Sample Date	Result \1		Units	Duplicate Match
			OU5-CSA-12-5060OR-(40,20)	1/2/2002	15.8		mg/kg	
			OU5-CSA-12-5060OR-(40,40)	1/2/2002	9.8		mg/kg	
			OU5-CSA-12-5060OR-(40,60)	1/2/2002	13.1		mg/kg	
			OU5-CSA-12-5060OR-(40,80)	1/2/2002	6.4		mg/kg	
			OU5-CSA-12-5060OR-(60,100)	1/2/2002	2.7		mg/kg	
			OU5-CSA-12-5060OR-(60,120)	1/2/2002	5.7		mg/kg	
			OU5-CSA-12-5060OR-(60,140)	1/2/2002	11.1		mg/kg	
			OU5-CSA-12-5060OR-(60,160)	1/2/2002	4.8		mg/kg	
			OU5-CSA-12-5060OR-(60,180)	1/2/2002	3.4		mg/kg	
			OU5-CSA-12-5060OR-(60,20)	1/2/2002	11.4		mg/kg	
			OU5-CSA-12-5060OR-(60,40)	1/2/2002	5.5		mg/kg	
			OU5-CSA-12-5060OR-(60,60)	1/2/2002	8		mg/kg	
			OU5-CSA-12-5060OR-(80,100)	1/2/2002	14.8		mg/kg	
			OU5-CSA-12-5060OR-(80,120)	1/2/2002	9.6		mg/kg	
			OU5-CSA-12-5060OR-(80,140)	1/2/2002	11.4		mg/kg	
			OU5-CSA-12-5060OR-(80,160)	1/2/2002	15.1		mg/kg	
			OU5-CSA-12-5060OR-(80,180)	1/2/2002	4.9		mg/kg	
			OU5-CSA-12-5060OR-(80,20)	1/2/2002	3.9		mg/kg	
			OU5-CSA-12-5060OR-(80,40)	1/2/2002	3.8		mg/kg	
			OU5-CSA-12-5060OR-(80,60)	1/2/2002	6.8		mg/kg	
			OU5-CSA-12-5060OR-DUP01	1/2/2002	9.8		mg/kg	OU5-CSA-12-5060OR-(80,120)
			OU5-CSA-12-5060OR-DUP02	1/2/2002	12.2		mg/kg	OU5-CSA-12-5060OR-(60,20)
			OU5-CSA-12-5060OR-DUP03	1/2/2002	5.5		mg/kg	OU5-CSA-12-5060OR-(120,40)
			OU5-CSA-12-5060OR-SB1	1/7/2002	3.8		mg/kg	
CSA	**12**	**5063 Loughboro Road**						
			OU5-CSA-12-5063LR-(0,120)	12/19/2002	11.5	\2	mg/kg	
			OU5-CSA-12-5063LR-(0,140)	12/19/2002	7	\2	mg/kg	
			OU5-CSA-12-5063LR-(0,160)	12/19/2002	3.2	\2	mg/kg	
			OU5-CSA-12-5063LR-(100,100)	12/19/2002	5.3	\2	mg/kg	
			OU5-CSA-12-5063LR-(100,140)	12/19/2002	5.7	\2	mg/kg	
			OU5-CSA-12-5063LR-(100,160)	12/19/2002	13	\2	mg/kg	
			OU5-CSA-12-5063LR-(100,180)	12/19/2002	15.5	\2	mg/kg	
			OU5-CSA-12-5063LR-(100,20)	12/19/2002	5.7	\2	mg/kg	
			OU5-CSA-12-5063LR-(100,200)	12/19/2002	8.8	\2	mg/kg	
			OU5-CSA-12-5063LR-(100,220)	12/19/2002	3.4	\2	mg/kg	
			OU5-CSA-12-5063LR-(100,40)	12/19/2002	10	\2	mg/kg	
			OU5-CSA-12-5063LR-(100,60)	12/19/2002	3.9	\2	mg/kg	
			OU5-CSA-12-5063LR-(100,80)	12/19/2002	5.6	\2	mg/kg	
			OU5-CSA-12-5063LR-(120,100)	12/19/2002	4.6	\2	mg/kg	

Area	Group	Address	Sample ID	Sample Date	Result \1		Units	Duplicate Match
			OU5-CSA-12-5063LR-(120,120)	12/19/2002	3.2	\2	mg/kg	
			OU5-CSA-12-5063LR-(120,140)	12/19/2002	10.6	\2	mg/kg	
			OU5-CSA-12-5063LR-(120,160)	12/19/2002	6.6	\2	mg/kg	
			OU5-CSA-12-5063LR-(120,180)	12/19/2002	27.1	\2	mg/kg	
			OU5-CSA-12-5063LR-(120,200)	12/19/2002	22.1	\2	mg/kg	
			OU5-CSA-12-5063LR-(120,40)	12/19/2002	13.1	\2	mg/kg	
			OU5-CSA-12-5063LR-(120,80)	12/19/2002	8.2	\2	mg/kg	
			OU5-CSA-12-5063LR-(140,100)	12/19/2002	5.3	\2	mg/kg	
			OU5-CSA-12-5063LR-(140,120)	12/19/2002	4.7	\2	mg/kg	
			OU5-CSA-12-5063LR-(140,140)	12/19/2002	4.8	\2	mg/kg	
			OU5-CSA-12-5063LR-(140,160)	12/19/2002	5.1	\2	mg/kg	
			OU5-CSA-12-5063LR-(140,40)	12/19/2002	7.9	\2	mg/kg	
			OU5-CSA-12-5063LR-(140,60)	12/19/2002	6	\2	mg/kg	
			OU5-CSA-12-5063LR-(140,80)	12/19/2002	7.5	\2	mg/kg	
			OU5-CSA-12-5063LR-(160,100)	12/19/2002	4.3	\2	mg/kg	
			OU5-CSA-12-5063LR-(160,120)	12/19/2002	7.4	\2	mg/kg	
			OU5-CSA-12-5063LR-(160,40)	12/19/2002	5.5	\2	mg/kg	
			OU5-CSA-12-5063LR-(160,60)	12/19/2002	5.3	\2	mg/kg	
			OU5-CSA-12-5063LR-(160,80)	12/19/2002	6	\2	mg/kg	
			OU5-CSA-12-5063LR-(180,100)	12/19/2002	14.2	\2	mg/kg	
			OU5-CSA-12-5063LR-(180,60)	12/19/2002	5.5	\2	mg/kg	
			OU5-CSA-12-5063LR-(180,80)	12/19/2002	3	\2	mg/kg	
			OU5-CSA-12-5063LR-(20,100)	12/19/2002	6.2	\2	mg/kg	
			OU5-CSA-12-5063LR-(20,120)	12/19/2002	6.5	\2	mg/kg	
			OU5-CSA-12-5063LR-(20,140)	12/19/2002	8.7	\2	mg/kg	
			OU5-CSA-12-5063LR-(20,160)	12/19/2002	3.9	\2	mg/kg	
			OU5-CSA-12-5063LR-(20,60)	12/19/2002	3.8	\2	mg/kg	
			OU5-CSA-12-5063LR-(20,80)	12/19/2002	2.7	\2	mg/kg	
			OU5-CSA-12-5063LR-(200,100)	12/19/2002	3.9	\2	mg/kg	
			OU5-CSA-12-5063LR-(200,60)	12/19/2002	3.2	\2	mg/kg	
			OU5-CSA-12-5063LR-(200,80)	12/19/2002	3.2	\2	mg/kg	
			OU5-CSA-12-5063LR-(220,100)	12/19/2002	5.6	\2	mg/kg	
			OU5-CSA-12-5063LR-(220,60)	12/19/2002	8.2	\2	mg/kg	
			OU5-CSA-12-5063LR-(220,80)	12/19/2002	16.2	\2	mg/kg	
			OU5-CSA-12-5063LR-(40,100)	12/19/2002	5.2	\2	mg/kg	
			OU5-CSA-12-5063LR-(40,120)	12/19/2002	5.7	\2	mg/kg	
			OU5-CSA-12-5063LR-(40,140)	12/19/2002	4.5	\2	mg/kg	
			OU5-CSA-12-5063LR-(40,160)	12/19/2002	4.8	\2	mg/kg	
			OU5-CSA-12-5063LR-(40,180)	12/19/2002	2.7	\2	mg/kg	

Area	Group	Address	Sample ID	Sample Date	Result \1		Units	Duplicate Match
			OU5-CSA-12-5063LR-(40,20)	12/19/2002	3.5	\2	mg/kg	
			OU5-CSA-12-5063LR-(40,40)	12/19/2002	3	\2	mg/kg	
			OU5-CSA-12-5063LR-(40,60)	12/19/2002	2.8	\2	mg/kg	
			OU5-CSA-12-5063LR-(40,80)	12/19/2002	6.3	\2	mg/kg	
			OU5-CSA-12-5063LR-(60,100)	12/19/2002	6.3	\2	mg/kg	
			OU5-CSA-12-5063LR-(60,120)	12/19/2002	11.6	\2	mg/kg	
			OU5-CSA-12-5063LR-(60,140)	12/19/2002	7.9	\2	mg/kg	
			OU5-CSA-12-5063LR-(60,160)	12/19/2002	11.2	\2	mg/kg	
			OU5-CSA-12-5063LR-(60,180)	12/19/2002	2.6	\2	mg/kg	
			OU5-CSA-12-5063LR-(60,20)	12/19/2002	8.9	\2	mg/kg	
			OU5-CSA-12-5063LR-(60,40)	12/19/2002	11.4	\2	mg/kg	
			OU5-CSA-12-5063LR-(60,60)	12/19/2002	6.6	\2	mg/kg	
			OU5-CSA-12-5063LR-(60,80)	12/19/2002	8.1	\2	mg/kg	
			OU5-CSA-12-5063LR-(80,100)	12/19/2002	6.8	\2	mg/kg	
			OU5-CSA-12-5063LR-(80,120)	12/19/2002	6.7	\2	mg/kg	
			OU5-CSA-12-5063LR-(80,140)	12/19/2002	10.9	\2	mg/kg	
			OU5-CSA-12-5063LR-(80,160)	12/19/2002	6.5	\2	mg/kg	
			OU5-CSA-12-5063LR-(80,180)	12/19/2002	9.5	\2	mg/kg	
			OU5-CSA-12-5063LR-(80,20)	12/19/2002	3.6	\2	mg/kg	
			OU5-CSA-12-5063LR-(80,200)	12/19/2002	7	\2	mg/kg	
			OU5-CSA-12-5063LR-(80,40)	12/19/2002	10	\2	mg/kg	
			OU5-CSA-12-5063LR-(80,60)	12/19/2002	7	\2	mg/kg	
			OU5-CSA-12-5063LR-(80,80)	12/19/2002	5.8	\2	mg/kg	
			OU5-CSA-12-5063LR-DUP01	12/19/2002	6.2	\2	mg/kg	OU5-CSA-12-5063LR-(40,80)
			OU5-CSA-12-5063LR-DUP02	12/19/2002	10.7	\2	mg/kg	OU5-CSA-12-5063LR-(20,140)
			OU5-CSA-12-5063LR-DUP03	12/19/2002	8.7	\2	mg/kg	OU5-CSA-12-5063LR-(140,40)
			OU5-CSA-12-5063LR-DUP04	12/19/2002	10.9	\2	mg/kg	OU5-CSA-12-5063LR-(120,140)
			OU5-CSA-12-5063LR-SB1	12/19/2002	2.1	\2	mg/kg	
CSA	**12**	**5069 Overlook Road**						
			OU5-CSA-12-5069OR-(100,0)	11/13/2001	1.8	J	mg/kg	
			OU5-CSA-12-5069OR-(100,100)	11/13/2001	5.1		mg/kg	
			OU5-CSA-12-5069OR-(100,120)	11/13/2001	4.2		mg/kg	
			OU5-CSA-12-5069OR-(100,140)	11/13/2001	2.8		mg/kg	
			OU5-CSA-12-5069OR-(100,20)	11/13/2001	2.1		mg/kg	
			OU5-CSA-12-5069OR-(100,40)	11/13/2001	2.3	J	mg/kg	
			OU5-CSA-12-5069OR-(100,80)	11/13/2001	5.9		mg/kg	
			OU5-CSA-12-5069OR-(120,0)	11/13/2001	3.2		mg/kg	
			OU5-CSA-12-5069OR-(120,100)	11/13/2001	42.2		mg/kg	
			OU5-CSA-12-5069OR-(120,120)	11/13/2001	2.8	J	mg/kg	

Area	Group	Address	Sample ID	Sample Date	Result \1	Units	Duplicate Match
			OU5-CSA-12-5069OR-(120,140)	11/13/2001	8.2	mg/kg	
			OU5-CSA-12-5069OR-(120,20)	11/13/2001	2.7	mg/kg	
			OU5-CSA-12-5069OR-(120,40)	11/13/2001	1.9 J	mg/kg	
			OU5-CSA-12-5069OR-(120,60)	11/13/2001	1.7 J	mg/kg	
			OU5-CSA-12-5069OR-(120,80)	11/13/2001	18.6	mg/kg	
			OU5-CSA-12-5069OR-(140,100)	11/13/2001	2 J	mg/kg	
			OU5-CSA-12-5069OR-(140,120)	11/13/2001	3.3	mg/kg	
			OU5-CSA-12-5069OR-(140,140)	11/13/2001	3.1	mg/kg	
			OU5-CSA-12-5069OR-(140,80)	11/13/2001	1.6 J	mg/kg	
			OU5-CSA-12-5069OR-(20,40)	11/13/2001	1.8 J	mg/kg	
			OU5-CSA-12-5069OR-(20,60)	11/13/2001	2.4	mg/kg	
			OU5-CSA-12-5069OR-(20,80)	11/13/2001	2.3	mg/kg	
			OU5-CSA-12-5069OR-(40,100)	11/13/2001	2.8	mg/kg	
			OU5-CSA-12-5069OR-(40,40)	11/13/2001	2.2	mg/kg	
			OU5-CSA-12-5069OR-(40,60)	11/13/2001	2.3	mg/kg	
			OU5-CSA-12-5069OR-(40,80)	11/13/2001	2.1	mg/kg	
			OU5-CSA-12-5069OR-(60,100)	11/13/2001	9.2	mg/kg	
			OU5-CSA-12-5069OR-(60,20)	11/13/2001	1.4 J	mg/kg	
			OU5-CSA-12-5069OR-(60,40)	11/13/2001	1.4 J	mg/kg	
			OU5-CSA-12-5069OR-(60,60)	11/13/2001	2.1 J	mg/kg	
			OU5-CSA-12-5069OR-(60,80)	11/13/2001	1.9 J	mg/kg	
			OU5-CSA-12-5069OR-(80,100)	11/13/2001	3.2	mg/kg	
			OU5-CSA-12-5069OR-(80,120)	11/13/2001	3	mg/kg	
			OU5-CSA-12-5069OR-(80,20)	11/13/2001	2.4	mg/kg	
			OU5-CSA-12-5069OR-(80,40)	11/13/2001	1.6 J	mg/kg	
			OU5-CSA-12-5069OR-(80,60)	11/13/2001	2.6 J	mg/kg	
			OU5-CSA-12-5069OR-DUP01	11/13/2001	2.7	mg/kg	OU5-CSA-12-5069OR-(80,20)
			OU5-CSA-12-5069OR-DUP02	11/13/2001	2.6	mg/kg	OU5-CSA-12-5069OR-(120,20)
			OU5-CSA-12-5069OR-SB1	11/13/2001	0.68 J	mg/kg	
CTA	***1B***	***5100 Upton Street***					
			OU5-CTA-1B-5100US-(100,120)	11/13/2001	6.5	mg/kg	
			OU5-CTA-1B-5100US-(100,140)	11/13/2001	27	mg/kg	
			OU5-CTA-1B-5100US-(100,20)	11/13/2001	3.2	mg/kg	
			OU5-CTA-1B-5100US-(100,40)	11/13/2001	6.8	mg/kg	
			OU5-CTA-1B-5100US-(100,60)	11/13/2001	4.3	mg/kg	
			OU5-CTA-1B-5100US-(100,80)	11/13/2001	2.5	mg/kg	
			OU5-CTA-1B-5100US-(120,100)	11/13/2001	14.3	mg/kg	
			OU5-CTA-1B-5100US-(120,120)	11/13/2001	21.2	mg/kg	
			OU5-CTA-1B-5100US-(120,140)	11/13/2001	5	mg/kg	

Area	Group	Address	Sample ID	Sample Date	Result \1	Units	Duplicate Match
			OU5-CTA-1B-5100US-(120,20)	11/13/2001	3.4	mg/kg	
			OU5-CTA-1B-5100US-(120,40)	11/13/2001	15.3	mg/kg	
			OU5-CTA-1B-5100US-(120,60)	11/13/2001	3.9	mg/kg	
			OU5-CTA-1B-5100US-(140,100)	11/13/2001	6.1	mg/kg	
			OU5-CTA-1B-5100US-(140,120)	11/13/2001	9.8	mg/kg	
			OU5-CTA-1B-5100US-(140,140)	11/13/2001	2.6	mg/kg	
			OU5-CTA-1B-5100US-(140,20)	11/13/2001	4	mg/kg	
			OU5-CTA-1B-5100US-(140,40)	11/13/2001	3.2	mg/kg	
			OU5-CTA-1B-5100US-(140,60)	11/13/2001	16.5	mg/kg	
			OU5-CTA-1B-5100US-(140,80)	11/13/2001	5.4	mg/kg	
			OU5-CTA-1B-5100US-(20,100)	11/13/2001	5.5	mg/kg	
			OU5-CTA-1B-5100US-(20,120)	11/13/2001	6.2	mg/kg	
			OU5-CTA-1B-5100US-(40,100)	11/13/2001	9.1	mg/kg	
			OU5-CTA-1B-5100US-(40,120)	11/13/2001	3.4	mg/kg	
			OU5-CTA-1B-5100US-(40,40)	11/13/2001	12.3	mg/kg	
			OU5-CTA-1B-5100US-(40,60)	11/13/2001	13.7	mg/kg	
			OU5-CTA-1B-5100US-(40,80)	11/13/2001	11.2	mg/kg	
			OU5-CTA-1B-5100US-(60,100)	11/13/2001	1.8 J	mg/kg	
			OU5-CTA-1B-5100US-(60,140)	11/13/2001	1.8 J	mg/kg	
			OU5-CTA-1B-5100US-(60,20)	11/13/2001	7.5	mg/kg	
			OU5-CTA-1B-5100US-(60,40)	11/13/2001	18.6	mg/kg	
			OU5-CTA-1B-5100US-(60,60)	11/13/2001	11.5	mg/kg	
			OU5-CTA-1B-5100US-(60,80)	11/13/2001	15.8	mg/kg	
			OU5-CTA-1B-5100US-(80,100)	11/13/2001	3.2	mg/kg	
			OU5-CTA-1B-5100US-(80,120)	11/13/2001	15.1	mg/kg	
			OU5-CTA-1B-5100US-(80,140)	11/13/2001	51.2	mg/kg	
			OU5-CTA-1B-5100US-(80,20)	11/13/2001	4.1	mg/kg	
			OU5-CTA-1B-5100US-(80,40)	11/13/2001	11.5	mg/kg	
			OU5-CTA-1B-5100US-(80,60)	11/13/2001	17.6	mg/kg	
			OU5-CTA-1B-5100US-(80,80)	11/13/2001	4.4	mg/kg	
			OU5-CTA-1B-5100US-DUP01	11/13/2001	7.3	mg/kg	OU5-CTA-1B-5100US-(140,100)
			OU5-CTA-1B-5100US-DUP02	11/13/2001	3	mg/kg	OU5-CTA-1B-5100US-(40,120)
CTA	1A	5114 52nd Street					
			OU5-CTA-1A-5114(52)-(100,0)	12/11/2001	4.5	mg/kg	
			OU5-CTA-1A-5114(52)-(100,20)	12/11/2001	3.4	mg/kg	
			OU5-CTA-1A-5114(52)-(100,40)	12/11/2001	10.4	mg/kg	
			OU5-CTA-1A-5114(52)-(100,60)	12/11/2001	4.7	mg/kg	
			OU5-CTA-1A-5114(52)-(100,80)	12/11/2001	3.8	mg/kg	
			OU5-CTA-1A-5114(52)-(120,40)	12/11/2001	4.9	mg/kg	

Area	Group	Address	Sample ID	Sample Date	Result \1	Units	Duplicate Match
			OU5-CTA-1A-5114(52)-(120,60)	12/11/2001	1.4 J	mg/kg	
			OU5-CTA-1A-5114(52)-(20,0)	12/11/2001	3.8	mg/kg	
			OU5-CTA-1A-5114(52)-(20,20)	12/11/2001	3.7	mg/kg	
			OU5-CTA-1A-5114(52)-(20,40)	12/11/2001	5.1	mg/kg	
			OU5-CTA-1A-5114(52)-(20,60)	12/11/2001	6.6	mg/kg	
			OU5-CTA-1A-5114(52)-(40,0)	12/11/2001	2.9	mg/kg	
			OU5-CTA-1A-5114(52)-(40,20)	12/11/2001	4.3	mg/kg	
			OU5-CTA-1A-5114(52)-(40,40)	12/11/2001	2.5 J	mg/kg	
			OU5-CTA-1A-5114(52)-(40,60)	12/11/2001	1.1 J	mg/kg	
			OU5-CTA-1A-5114(52)-(40,80)	12/11/2001	7.5	mg/kg	
			OU5-CTA-1A-5114(52)-(60,0)	12/11/2001	2.2 J	mg/kg	
			OU5-CTA-1A-5114(52)-(60,100)	12/11/2001	7.6	mg/kg	
			OU5-CTA-1A-5114(52)-(60,20)	12/11/2001	3.5	mg/kg	
			OU5-CTA-1A-5114(52)-(60,60)	12/11/2001	1.2 J	mg/kg	
			OU5-CTA-1A-5114(52)-(60,80)	12/11/2001	1.7 J	mg/kg	
			OU5-CTA-1A-5114(52)-(80,0)	12/11/2001	4.4	mg/kg	
			OU5-CTA-1A-5114(52)-(80,100)	12/11/2001	13.8	mg/kg	
			OU5-CTA-1A-5114(52)-(80,20)	12/11/2001	1.6 J	mg/kg	
			OU5-CTA-1A-5114(52)-(80,40)	12/11/2001	1.7 J	mg/kg	
			OU5-CTA-1A-5114(52)-(80,80)	12/11/2001	5.1	mg/kg	
			OU5-CTA-1A-5114(52)-DUP01	12/11/2001	8.2	mg/kg	OU5-CTA-1A-5114(52)-(100,40)
CTA	**1B**	**5120 Rockwood Parkway**					
			OU5-CTA-1B-5120RP-(100,100)	2/27/2002	12.9	mg/kg	
			OU5-CTA-1B-5120RP-(100,120)	2/27/2002	4.3	mg/kg	
			OU5-CTA-1B-5120RP-(100,140)	2/27/2002	2.2	mg/kg	
			OU5-CTA-1B-5120RP-(100,160)	2/27/2002	0.97 J	mg/kg	
			OU5-CTA-1B-5120RP-(100,180)	2/27/2002	2.8 J	mg/kg	
			OU5-CTA-1B-5120RP-(100,20)	2/27/2002	20.7	mg/kg	
			OU5-CTA-1B-5120RP-(100,200)	2/27/2002	2.5 J	mg/kg	
			OU5-CTA-1B-5120RP-(100,40)	2/27/2002	13.1	mg/kg	
			OU5-CTA-1B-5120RP-(100,60)	2/27/2002	32.6	mg/kg	
			OU5-CTA-1B-5120RP-(100,80)	2/27/2002	16.2	mg/kg	
			OU5-CTA-1B-5120RP-(120,120)	2/27/2002	2.6	mg/kg	
			OU5-CTA-1B-5120RP-(120,140)	2/27/2002	13.8	mg/kg	
			OU5-CTA-1B-5120RP-(120,180)	2/27/2002	2 J	mg/kg	
			OU5-CTA-1B-5120RP-(120,20)	2/27/2002	10	mg/kg	
			OU5-CTA-1B-5120RP-(120,200)	2/27/2002	7.8	mg/kg	
			OU5-CTA-1B-5120RP-(120,40)	2/27/2002	9.8	mg/kg	
			OU5-CTA-1B-5120RP-(120,60)	2/27/2002	6.4	mg/kg	

Area	Group	Address	Sample ID	Sample Date	Result \1	Units	Duplicate Match
			OU5-CTA-1B-5120RP-(120,80)	2/27/2002	3.3	mg/kg	
			OU5-CTA-1B-5120RP-(140,100)	2/27/2002	2.3	mg/kg	
			OU5-CTA-1B-5120RP-(140,120)	2/27/2002	6.9	mg/kg	
			OU5-CTA-1B-5120RP-(140,140)	2/27/2002	7.5	mg/kg	
			OU5-CTA-1B-5120RP-(140,160)	2/27/2002	2.6	mg/kg	
			OU5-CTA-1B-5120RP-(140,180)	2/27/2002	6	mg/kg	
			OU5-CTA-1B-5120RP-(140,200)	2/27/2002	3	mg/kg	
			OU5-CTA-1B-5120RP-(140,40)	2/27/2002	11.6	mg/kg	
			OU5-CTA-1B-5120RP-(140,60)	2/27/2002	6.1	mg/kg	
			OU5-CTA-1B-5120RP-(140,80)	2/27/2002	10	mg/kg	
			OU5-CTA-1B-5120RP-(160,100)	2/27/2002	5.1	mg/kg	
			OU5-CTA-1B-5120RP-(160,120)	2/27/2002	3.3	mg/kg	
			OU5-CTA-1B-5120RP-(160,140)	2/27/2002	4.3	mg/kg	
			OU5-CTA-1B-5120RP-(160,160)	2/27/2002	4.1	mg/kg	
			OU5-CTA-1B-5120RP-(160,40)	2/27/2002	5	mg/kg	
			OU5-CTA-1B-5120RP-(160,60)	2/27/2002	9.6	mg/kg	
			OU5-CTA-1B-5120RP-(160,80)	2/27/2002	6.6	mg/kg	
			OU5-CTA-1B-5120RP-(180,100)	2/27/2002	4.1	mg/kg	
			OU5-CTA-1B-5120RP-(180,120)	2/27/2002	2.2	mg/kg	
			OU5-CTA-1B-5120RP-(180,60)	2/27/2002	4.3	mg/kg	
			OU5-CTA-1B-5120RP-(180,80)	2/27/2002	3.9	mg/kg	
			OU5-CTA-1B-5120RP-(200,80)	2/27/2002	7.7	mg/kg	
			OU5-CTA-1B-5120RP-(40,140)	2/27/2002	3.7	mg/kg	
			OU5-CTA-1B-5120RP-(40,160)	2/27/2002	3.7	mg/kg	
			OU5-CTA-1B-5120RP-(40,180)	2/27/2002	4.4	mg/kg	
			OU5-CTA-1B-5120RP-(60,100)	2/27/2002	4.1	mg/kg	
			OU5-CTA-1B-5120RP-(60,120)	2/27/2002	0.96 J	mg/kg	
			OU5-CTA-1B-5120RP-(60,140)	2/27/2002	2.9 J	mg/kg	
			OU5-CTA-1B-5120RP-(60,160)	2/27/2002	2.9	mg/kg	
			OU5-CTA-1B-5120RP-(60,180)	2/27/2002	3.6	mg/kg	
			OU5-CTA-1B-5120RP-(80,100)	2/27/2002	3.9	mg/kg	
			OU5-CTA-1B-5120RP-(80,120)	2/27/2002	3.3	mg/kg	
			OU5-CTA-1B-5120RP-(80,140)	2/27/2002	1.6	mg/kg	
			OU5-CTA-1B-5120RP-(80,160)	2/27/2002	0.91 J	mg/kg	
			OU5-CTA-1B-5120RP-(80,180)	2/27/2002	2.8	mg/kg	
			OU5-CTA-1B-5120RP-(80,60)	2/27/2002	7.1	mg/kg	
			OU5-CTA-1B-5120RP-(80,80)	2/27/2002	3.3	mg/kg	
			OU5-CTA-1B-5120RP-DUP01	2/27/2002	4.4	mg/kg	OU5-CTA-1B-5120RP-(180,100)
			OU5-CTA-1B-5120RP-DUP02	2/27/2002	3.6	mg/kg	OU5-CTA-1B-5120RP-(160,140)

Area	Group	Address	Sample ID	Sample Date	Result \1	Units	Duplicate Match
CSA	2	5123 Warren Place					
			OU5-CSA-2-5123WP-(100,100)	2/21/2002	2	mg/kg	
			OU5-CSA-2-5123WP-(100,120)	2/21/2002	7	mg/kg	
			OU5-CSA-2-5123WP-(100,40)	2/21/2002	1.7 J	mg/kg	
			OU5-CSA-2-5123WP-(100,80)	2/21/2002	1.9	mg/kg	
			OU5-CSA-2-5123WP-(120,100)	2/21/2002	2.1	mg/kg	
			OU5-CSA-2-5123WP-(120,120)	2/21/2002	2	mg/kg	
			OU5-CSA-2-5123WP-(120,20)	2/21/2002	3.1	mg/kg	
			OU5-CSA-2-5123WP-(120,40)	2/21/2002	2	mg/kg	
			OU5-CSA-2-5123WP-(120,60)	2/21/2002	1.2 J	mg/kg	
			OU5-CSA-2-5123WP-(120,80)	2/21/2002	1.2 J	mg/kg	
			OU5-CSA-2-5123WP-(140,100)	2/21/2002	1.5 J	mg/kg	
			OU5-CSA-2-5123WP-(140,40)	2/21/2002	2.3	mg/kg	
			OU5-CSA-2-5123WP-(140,60)	2/21/2002	1.5 J	mg/kg	
			OU5-CSA-2-5123WP-(140,80)	2/21/2002	1.3 J	mg/kg	
			OU5-CSA-2-5123WP-(160,80)	2/21/2002	1.6	mg/kg	
			OU5-CSA-2-5123WP-(20,80)	2/21/2002	1.2 J	mg/kg	
			OU5-CSA-2-5123WP-(40,100)	2/21/2002	1.7	mg/kg	
			OU5-CSA-2-5123WP-(40,120)	2/21/2002	2.4	mg/kg	
			OU5-CSA-2-5123WP-(40,60)	2/21/2002	3.2	mg/kg	
			OU5-CSA-2-5123WP-(40,80)	2/21/2002	1.6	mg/kg	
			OU5-CSA-2-5123WP-(60,100)	2/21/2002	2.9	mg/kg	
			OU5-CSA-2-5123WP-(60,120)	2/21/2002	1.6 J	mg/kg	
			OU5-CSA-2-5123WP-(60,140)	2/21/2002	1.5 J	mg/kg	
			OU5-CSA-2-5123WP-(60,60)	2/21/2002	2.3	mg/kg	
			OU5-CSA-2-5123WP-(60,80)	2/21/2002	1.4 J	mg/kg	
			OU5-CSA-2-5123WP-(80,100)	2/21/2002	1.6	mg/kg	
			OU5-CSA-2-5123WP-(80,120)	2/21/2002	1.7 J	mg/kg	
			OU5-CSA-2-5123WP-(80,140)	2/21/2002	1.9	mg/kg	
			OU5-CSA-2-5123WP-(80,40)	2/21/2002	1.9	mg/kg	
			OU5-CSA-2-5123WP-(80,60)	2/21/2002	1.9 J	mg/kg	
			OU5-CSA-2-5123WP-(80,80)	2/21/2002	18.1	mg/kg	
			OU5-CSA-2-5123WP-DUP01	2/21/2002	2.2	mg/kg	OU5-CSA-2-5123WP-(140,60)
CTA	1C	5125 Upton Street					
			OU5-CTA-1C-5125US-(100,100)	1/9/2002	7.5	mg/kg	
			OU5-CTA-1C-5125US-(100,120)	1/9/2002	10.1	mg/kg	
			OU5-CTA-1C-5125US-(100,140)	1/9/2002	4.5	mg/kg	
			OU5-CTA-1C-5125US-(100,160)	1/9/2002	4.5	mg/kg	

Area	Group	Address	Sample ID	Sample Date	Result \1	Units	Duplicate Match
			OU5-CTA-1C-5125US-(100,20)	1/9/2002	1.9	mg/kg	
			OU5-CTA-1C-5125US-(100,40)	1/9/2002	4.3	mg/kg	
			OU5-CTA-1C-5125US-(100,60)	1/9/2002	4.3	mg/kg	
			OU5-CTA-1C-5125US-(100,80)	1/9/2002	6.4	mg/kg	
			OU5-CTA-1C-5125US-(120,100)	1/9/2002	3.6	mg/kg	
			OU5-CTA-1C-5125US-(120,120)	1/9/2002	3.6	mg/kg	
			OU5-CTA-1C-5125US-(120,140)	1/9/2002	2.6	mg/kg	
			OU5-CTA-1C-5125US-(120,160)	1/9/2002	3.7	mg/kg	
			OU5-CTA-1C-5125US-(120,20)	1/9/2002	4.2	mg/kg	
			OU5-CTA-1C-5125US-(120,40)	1/9/2002	4.9	mg/kg	
			OU5-CTA-1C-5125US-(120,60)	1/9/2002	4.6	mg/kg	
			OU5-CTA-1C-5125US-(120,80)	1/9/2002	5.2	mg/kg	
			OU5-CTA-1C-5125US-(140,100)	1/9/2002	4.3	mg/kg	
			OU5-CTA-1C-5125US-(140,120)	1/9/2002	3.8	mg/kg	
			OU5-CTA-1C-5125US-(140,140)	1/9/2002	4.8	mg/kg	
			OU5-CTA-1C-5125US-(140,160)	1/9/2002	3	mg/kg	
			OU5-CTA-1C-5125US-(140,20)	1/9/2002	3.9	mg/kg	
			OU5-CTA-1C-5125US-(140,40)	1/9/2002	4.1	mg/kg	
			OU5-CTA-1C-5125US-(140,60)	1/9/2002	5.5	mg/kg	
			OU5-CTA-1C-5125US-(140,80)	1/9/2002	3.4	mg/kg	
			OU5-CTA-1C-5125US-(160,100)	1/9/2002	5.3	mg/kg	
			OU5-CTA-1C-5125US-(160,120)	1/9/2002	6.7	mg/kg	
			OU5-CTA-1C-5125US-(160,140)	1/9/2002	4.4	mg/kg	
			OU5-CTA-1C-5125US-(160,60)	1/9/2002	3.3	mg/kg	
			OU5-CTA-1C-5125US-(160,80)	1/9/2002	4.1	mg/kg	
			OU5-CTA-1C-5125US-(180,100)	1/9/2002	3.6	mg/kg	
			OU5-CTA-1C-5125US-(180,120)	1/9/2002	4.9	mg/kg	
			OU5-CTA-1C-5125US-(180,140)	1/9/2002	3.6	mg/kg	
			OU5-CTA-1C-5125US-(20,100)	1/9/2002	3.2	mg/kg	
			OU5-CTA-1C-5125US-(20,120)	1/9/2002	2.9	mg/kg	
			OU5-CTA-1C-5125US-(20,20)	1/9/2002	3.5	mg/kg	
			OU5-CTA-1C-5125US-(20,40)	1/9/2002	5.8	mg/kg	
			OU5-CTA-1C-5125US-(20,60)	1/9/2002	7	mg/kg	
			OU5-CTA-1C-5125US-(20,80)	1/9/2002	3.1	mg/kg	
			OU5-CTA-1C-5125US-(40,100)	1/9/2002	21.1	mg/kg	
			OU5-CTA-1C-5125US-(40,120)	1/9/2002	8.9	mg/kg	
			OU5-CTA-1C-5125US-(40,140)	1/9/2002	6.6	mg/kg	
			OU5-CTA-1C-5125US-(40,160)	1/9/2002	3.1	mg/kg	
			OU5-CTA-1C-5125US-(40,180)	1/9/2002	3.5	mg/kg	

Area	Group	Address	Sample ID	Sample Date	Result \1	Units	Duplicate Match
			OU5-CTA-1C-5125US-(40,20)	1/9/2002	4.5	mg/kg	
			OU5-CTA-1C-5125US-(40,40)	1/9/2002	2.9	mg/kg	
			OU5-CTA-1C-5125US-(40,60)	1/9/2002	4	mg/kg	
			OU5-CTA-1C-5125US-(40,80)	1/9/2002	5.9	mg/kg	
			OU5-CTA-1C-5125US-(60,120)	1/9/2002	93.6	mg/kg	
			OU5-CTA-1C-5125US-(60,160)	1/9/2002	3.7	mg/kg	
			OU5-CTA-1C-5125US-(60,180)	1/9/2002	6.8	mg/kg	
			OU5-CTA-1C-5125US-(60,20)	1/9/2002	11.8	mg/kg	
			OU5-CTA-1C-5125US-(60,40)	1/9/2002	3.6	mg/kg	
			OU5-CTA-1C-5125US-(60,60)	1/9/2002	2.9	mg/kg	
			OU5-CTA-1C-5125US-(60,80)	1/9/2002	2.6	mg/kg	
			OU5-CTA-1C-5125US-(80,140)	1/9/2002	5.6	mg/kg	
			OU5-CTA-1C-5125US-(80,160)	1/9/2002	4	mg/kg	
			OU5-CTA-1C-5125US-(80,180)	1/9/2002	4.3	mg/kg	
			OU5-CTA-1C-5125US-(80,20)	1/9/2002	4.5	mg/kg	
			OU5-CTA-1C-5125US-(80,40)	1/9/2002	4.9	mg/kg	
			OU5-CTA-1C-5125US-(80,60)	1/9/2002	5.3	mg/kg	
			OU5-CTA-1C-5125US-(80,80)	1/9/2002	4.3	mg/kg	
			OU5-CTA-1C-5125US-DUP01	1/9/2002	4.5	mg/kg	OU5-CTA-1C-5125US-(40,20)
			OU5-CTA-1C-5125US-DUP02	1/9/2002	8.6	mg/kg	OU5-CTA-1C-5125US-(100,100)
			OU5-CTA-1C-5125US-DUP03	1/9/2002	4.7	mg/kg	OU5-CTA-1C-5125US-(160,140)
CSA	**2**	**5131 Yuma Street**					
			OU5-CSA-2-5131YS-(100,100)	12/20/2001	3.9 K	mg/kg	
			OU5-CSA-2-5131YS-(100,120)	12/20/2001	4.1 K	mg/kg	
			OU5-CSA-2-5131YS-(100,140)	12/20/2001	3.3 K	mg/kg	
			OU5-CSA-2-5131YS-(100,160)	12/20/2001	2.7 K	mg/kg	
			OU5-CSA-2-5131YS-(100,20)	12/20/2001	3.1 K	mg/kg	
			OU5-CSA-2-5131YS-(100,40)	12/20/2001	2.4 JK	mg/kg	
			OU5-CSA-2-5131YS-(100,80)	12/20/2001	50.7 K	mg/kg	
			OU5-CSA-2-5131YS-(120,100)	12/20/2001	6.9 K	mg/kg	
			OU5-CSA-2-5131YS-(120,120)	12/20/2001	3.1 K	mg/kg	
			OU5-CSA-2-5131YS-(120,140)	12/20/2001	2.5 K	mg/kg	
			OU5-CSA-2-5131YS-(120,160)	12/20/2001	3 JK	mg/kg	
			OU5-CSA-2-5131YS-(120,20)	12/20/2001	2.5 JK	mg/kg	
			OU5-CSA-2-5131YS-(120,40)	12/20/2001	3.1 JK	mg/kg	
			OU5-CSA-2-5131YS-(120,80)	12/20/2001	17.2 K	mg/kg	
			OU5-CSA-2-5131YS-(140,100)	12/20/2001	3.2 JK	mg/kg	
			OU5-CSA-2-5131YS-(140,120)	12/20/2001	2.2 JK	mg/kg	
			OU5-CSA-2-5131YS-(140,140)	12/20/2001	2.5 K	mg/kg	

Area	Group	Address	Sample ID	Sample Date	Result \1	Units	Duplicate Match
			OU5-CSA-2-5131YS-(140,20)	12/20/2001	2 JK	mg/kg	
			OU5-CSA-2-5131YS-(140,40)	12/20/2001	3.9 K	mg/kg	
			OU5-CSA-2-5131YS-(140,80)	12/20/2001	5.8 K	mg/kg	
			OU5-CSA-2-5131YS-(160,100)	12/20/2001	2.6 K	mg/kg	
			OU5-CSA-2-5131YS-(160,120)	12/20/2001	1.8 JK	mg/kg	
			OU5-CSA-2-5131YS-(160,40)	12/20/2001	2.8 JK	mg/kg	
			OU5-CSA-2-5131YS-(160,60)	12/20/2001	3.1 JK	mg/kg	
			OU5-CSA-2-5131YS-(160,80)	12/20/2001	1.5 JK	mg/kg	
			OU5-CSA-2-5131YS-(180,100)	12/20/2001	1.8 JK	mg/kg	
			OU5-CSA-2-5131YS-(180,120)	12/20/2001	1.9 JK	mg/kg	
			OU5-CSA-2-5131YS-(180,60)	12/20/2001	2.6 JK	mg/kg	
			OU5-CSA-2-5131YS-(180,80)	12/20/2001	1.9 K	mg/kg	
			OU5-CSA-2-5131YS-(200,80)	12/20/2001	3.2 K	mg/kg	
			OU5-CSA-2-5131YS-(40,120)	12/20/2001	3.6 K	mg/kg	
			OU5-CSA-2-5131YS-(40,140)	12/20/2001	2.8 JK	mg/kg	
			OU5-CSA-2-5131YS-(40,160)	12/20/2001	1.4 JK	mg/kg	
			OU5-CSA-2-5131YS-(40,180)	12/20/2001	0.94 JK	mg/kg	
			OU5-CSA-2-5131YS-(60,100)	12/20/2001	2 JK	mg/kg	
			OU5-CSA-2-5131YS-(60,120)	12/20/2001	2.4 K	mg/kg	
			OU5-CSA-2-5131YS-(60,140)	12/20/2001	3.6 K	mg/kg	
			OU5-CSA-2-5131YS-(60,160)	12/20/2001	2.6 K	mg/kg	
			OU5-CSA-2-5131YS-(60,180)	12/20/2001	1.9 JK	mg/kg	
			OU5-CSA-2-5131YS-(60,200)	12/20/2001	2.7 K	mg/kg	
			OU5-CSA-2-5131YS-(60,80)	12/20/2001	3.5 JK	mg/kg	
			OU5-CSA-2-5131YS-(80,100)	12/20/2001	3.8 K	mg/kg	
			OU5-CSA-2-5131YS-(80,120)	12/20/2001	3 K	mg/kg	
			OU5-CSA-2-5131YS-(80,140)	12/20/2001	8.2 K	mg/kg	
			OU5-CSA-2-5131YS-(80,160)	12/20/2001	4 K	mg/kg	
			OU5-CSA-2-5131YS-(80,180)	12/20/2001	1.4 JK	mg/kg	
			OU5-CSA-2-5131YS-(80,40)	12/20/2001	3.7 K	mg/kg	
			OU5-CSA-2-5131YS-(80,60)	12/20/2001	3.5 K	mg/kg	
			OU5-CSA-2-5131YS-(80,80)	12/20/2001	2.7 K	mg/kg	
			OU5-CSA-2-5131YS-DUP01	12/20/2001	1.9 JK	mg/kg	OU5-CSA-2-5131YS-(80,180)
			OU5-CSA-2-5131YS-DUP02	12/20/2001	3.6 JK	mg/kg	OU5-CSA-2-5131YS-(100,140)
			OU5-CSA-2-5131YS-DUP03	12/20/2001	2.6 K	mg/kg	OU5-CSA-2-5131YS-(120,20)
			OU5-CSA-2-5131YS-SB1	12/17/2001	2.7	mg/kg	
CSA	**2**	**5141 Yuma Street**					
			OU5-CSA-2-5141YS-(100,100)	3/25/2002	8.5 K	mg/kg	
			OU5-CSA-2-5141YS-(100,120)	3/25/2002	79.4 K	mg/kg	

Area	Group	Address	Sample ID	Sample Date	Result \1	Units	Duplicate Match
			OU5-CSA-2-5141YS-(100,140)	3/25/2002	6.7 K	mg/kg	
			OU5-CSA-2-5141YS-(100,20)	3/25/2002	4.1 K	mg/kg	
			OU5-CSA-2-5141YS-(100,40)	3/25/2002	3 K	mg/kg	
			OU5-CSA-2-5141YS-(120,100)	3/25/2002	3.8 K	mg/kg	
			OU5-CSA-2-5141YS-(120,120)	3/25/2002	3.2 K	mg/kg	
			OU5-CSA-2-5141YS-(120,40)	3/25/2002	3.2 K	mg/kg	
			OU5-CSA-2-5141YS-(120,60)	3/25/2002	1.8 K	mg/kg	
			OU5-CSA-2-5141YS-(120,80)	3/25/2002	2.8 JK	mg/kg	
			OU5-CSA-2-5141YS-(140,100)	3/25/2002	3.4 K	mg/kg	
			OU5-CSA-2-5141YS-(140,60)	3/25/2002	3.2 K	mg/kg	
			OU5-CSA-2-5141YS-(140,80)	3/25/2002	6.1 K	mg/kg	
			OU5-CSA-2-5141YS-(160,100)	3/25/2002	2.7 K	mg/kg	
			OU5-CSA-2-5141YS-(160,80)	3/25/2002	4.3 K	mg/kg	
			OU5-CSA-2-5141YS-(20,120)	3/25/2002	2.2 K	mg/kg	
			OU5-CSA-2-5141YS-(20,140)	3/25/2002	2 K	mg/kg	
			OU5-CSA-2-5141YS-(20,160)	3/25/2002	1.8 JK	mg/kg	
			OU5-CSA-2-5141YS-(40,100)	3/25/2002	3.2 K	mg/kg	
			OU5-CSA-2-5141YS-(40,160)	3/25/2002	2.1 K	mg/kg	
			OU5-CSA-2-5141YS-(40,80)	3/25/2002	10.3 K	mg/kg	
			OU5-CSA-2-5141YS-(60,100)	3/25/2002	6.3 K	mg/kg	
			OU5-CSA-2-5141YS-(60,120)	3/25/2002	2.9 K	mg/kg	
			OU5-CSA-2-5141YS-(60,140)	3/25/2002	3.5 K	mg/kg	
			OU5-CSA-2-5141YS-(60,160)	3/25/2002	2 K	mg/kg	
			OU5-CSA-2-5141YS-(60,60)	3/25/2002	7.1 K	mg/kg	
			OU5-CSA-2-5141YS-(60,80)	3/25/2002	4.7 K	mg/kg	
			OU5-CSA-2-5141YS-(80,100)	3/25/2002	65.4 K	mg/kg	
			OU5-CSA-2-5141YS-(80,120)	3/25/2002	4.4 K	mg/kg	
			OU5-CSA-2-5141YS-(80,140)	3/25/2002	5.1 K	mg/kg	
			OU5-CSA-2-5141YS-(80,40)	3/25/2002	3.4 K	mg/kg	
			OU5-CSA-2-5141YS-(80,60)	3/25/2002	6.4 K	mg/kg	
			OU5-CSA-2-5141YS-(80,80)	3/25/2002	32.2 K	mg/kg	
			OU5-CSA-2-5141YS-DUP01	3/25/2002	3.3 K	mg/kg	OU5-CSA-2-5141YS-(120,40)
			OU5-CSA-2-5141YS-DUP02	3/25/2002	6.3 K	mg/kg	OU5-CSA-2-5141YS-(60,100)
			OU5-CSA-2-5141YS-SB1	3/27/2002	1.8	mg/kg	
CSA	***2***	***5145 Yuma Street***					
			OU5-CSA-2-5145YS-(100,100)	1/29/2002	1.5 J	mg/kg	
			OU5-CSA-2-5145YS-(100,120)	1/29/2002	1.8	mg/kg	
			OU5-CSA-2-5145YS-(100,40)	1/29/2002	3.2	mg/kg	
			OU5-CSA-2-5145YS-(100,60)	1/29/2002	2.6	mg/kg	

Area	Group	Address	Sample ID	Sample Date	Result \1	Units	Duplicate Match
			OU5-CSA-2-5145YS-(100,80)	1/29/2002	8	mg/kg	
			OU5-CSA-2-5145YS-(120,40)	1/29/2002	5.9	mg/kg	
			OU5-CSA-2-5145YS-(120,60)	1/29/2002	51.4	mg/kg	
			OU5-CSA-2-5145YS-(120,80)	1/29/2002	1.9 J	mg/kg	
			OU5-CSA-2-5145YS-(140,40)	1/29/2002	3.5	mg/kg	
			OU5-CSA-2-5145YS-(140,60)	1/29/2002	4.9	mg/kg	
			OU5-CSA-2-5145YS-(20,80)	1/29/2002	2	mg/kg	
			OU5-CSA-2-5145YS-(40,40)	1/29/2002	2.5	mg/kg	
			OU5-CSA-2-5145YS-(40,60)	1/29/2002	1.7	mg/kg	
			OU5-CSA-2-5145YS-(40,80)	1/29/2002	2 J	mg/kg	
			OU5-CSA-2-5145YS-(60,100)	1/29/2002	1.7 J	mg/kg	
			OU5-CSA-2-5145YS-(60,20)	1/29/2002	3.7	mg/kg	
			OU5-CSA-2-5145YS-(60,40)	1/29/2002	1.9 J	mg/kg	
			OU5-CSA-2-5145YS-(60,60)	1/29/2002	1.9 J	mg/kg	
			OU5-CSA-2-5145YS-(60,80)	1/29/2002	2.8	mg/kg	
			OU5-CSA-2-5145YS-(80,100)	1/29/2002	2.8	mg/kg	
			OU5-CSA-2-5145YS-(80,120)	1/29/2002	3	mg/kg	
			OU5-CSA-2-5145YS-(80,20)	1/29/2002	2.2	mg/kg	
			OU5-CSA-2-5145YS-(80,40)	1/29/2002	3.1	mg/kg	
			OU5-CSA-2-5145YS-DUP01	1/29/2002	1.3 J	mg/kg	OU5-CSA-2-5145YS-(100,100)
			OU5-CSA-2-5145YS-SB1	1/28/2002	2.3	mg/kg	
CSA	**2**	**5147 Yuma Street**					
			OU5-CSA-2-5147YS-(100,100)	2/22/2002	2.4	mg/kg	
			OU5-CSA-2-5147YS-(100,120)	2/22/2002	2 J	mg/kg	
			OU5-CSA-2-5147YS-(100,20)	2/22/2002	4.3	mg/kg	
			OU5-CSA-2-5147YS-(100,40)	2/22/2002	9.3	mg/kg	
			OU5-CSA-2-5147YS-(100,60)	2/22/2002	7.6	mg/kg	
			OU5-CSA-2-5147YS-(100,80)	2/22/2002	2.8	mg/kg	
			OU5-CSA-2-5147YS-(120,100)	2/22/2002	2	mg/kg	
			OU5-CSA-2-5147YS-(120,20)	2/22/2002	4	mg/kg	
			OU5-CSA-2-5147YS-(120,40)	2/22/2002	7.2	mg/kg	
			OU5-CSA-2-5147YS-(120,60)	2/22/2002	5.1	mg/kg	
			OU5-CSA-2-5147YS-(120,80)	2/22/2002	3.7	mg/kg	
			OU5-CSA-2-5147YS-(140,20)	2/22/2002	3	mg/kg	
			OU5-CSA-2-5147YS-(140,40)	2/22/2002	6.4	mg/kg	
			OU5-CSA-2-5147YS-(140,60)	2/22/2002	2.6	mg/kg	
			OU5-CSA-2-5147YS-(140,80)	2/22/2002	3.8	mg/kg	
			OU5-CSA-2-5147YS-(160,20)	2/22/2002	2.6 J	mg/kg	
			OU5-CSA-2-5147YS-(160,40)	2/22/2002	2.6	mg/kg	

Area	Group	Address	Sample ID	Sample Date	Result \1	Units	Duplicate Match
			OU5-CSA-2-5147YS-(20,40)	2/22/2002	1.8	mg/kg	
			OU5-CSA-2-5147YS-(20,60)	2/22/2002	2.8 J	mg/kg	
			OU5-CSA-2-5147YS-(20,80)	2/22/2002	2.8	mg/kg	
			OU5-CSA-2-5147YS-(40,0)	2/22/2002	2.3	mg/kg	
			OU5-CSA-2-5147YS-(40,20)	2/22/2002	2	mg/kg	
			OU5-CSA-2-5147YS-(40,40)	2/22/2002	2.4	mg/kg	
			OU5-CSA-2-5147YS-(40,60)	2/22/2002	3	mg/kg	
			OU5-CSA-2-5147YS-(40,80)	2/22/2002	3	mg/kg	
			OU5-CSA-2-5147YS-(60,100)	2/22/2002	2.7	mg/kg	
			OU5-CSA-2-5147YS-(60,20)	2/22/2002	2.6	mg/kg	
			OU5-CSA-2-5147YS-(60,40)	2/22/2002	3	mg/kg	
			OU5-CSA-2-5147YS-(60,80)	2/22/2002	3	mg/kg	
			OU5-CSA-2-5147YS-(80,100)	2/22/2002	5.3	mg/kg	
			OU5-CSA-2-5147YS-(80,20)	2/22/2002	3.4	mg/kg	
			OU5-CSA-2-5147YS-(80,60)	2/22/2002	25.6	mg/kg	
			OU5-CSA-2-5147YS-(80,80)	2/22/2002	9.3	mg/kg	
			OU5-CSA-2-5147YS-DUP01	2/22/2002	2.6	mg/kg	OU5-CSA-2-5147YS-(40,60)
			OU5-CSA-2-5147YS-DUP02	2/22/2002	3.3	mg/kg	OU5-CSA-2-5147YS-(40,80)
			OU5-CSA-2-5147YS-SB1	2/28/2002	2.2	mg/kg	
CTA	**1C**	**5148 Tilden Street**					
			OU5-CTA-1C-5148TS-(0,40)	2/18/2002	2.5 J	mg/kg	
			OU5-CTA-1C-5148TS-(0,60)	2/18/2002	4.5 J	mg/kg	
			OU5-CTA-1C-5148TS-(100,100)	2/18/2002	26 J	mg/kg	
			OU5-CTA-1C-5148TS-(100,120)	2/18/2002	8.6 J	mg/kg	
			OU5-CTA-1C-5148TS-(100,140)	2/18/2002	3.9 J	mg/kg	
			OU5-CTA-1C-5148TS-(100,160)	2/18/2002	3.8 J	mg/kg	
			OU5-CTA-1C-5148TS-(100,40)	2/18/2002	5.3 J	mg/kg	
			OU5-CTA-1C-5148TS-(100,60)	2/18/2002	4 J	mg/kg	
			OU5-CTA-1C-5148TS-(100,80)	2/18/2002	6.1 J	mg/kg	
			OU5-CTA-1C-5148TS-(120,100)	2/18/2002	11 J	mg/kg	
			OU5-CTA-1C-5148TS-(120,120)	2/18/2002	2.7 J	mg/kg	
			OU5-CTA-1C-5148TS-(120,140)	2/18/2002	2.6 J	mg/kg	
			OU5-CTA-1C-5148TS-(120,80)	2/18/2002	11.8 J	mg/kg	
			OU5-CTA-1C-5148TS-(140,120)	2/18/2002	2.7 J	mg/kg	
			OU5-CTA-1C-5148TS-(140,140)	2/18/2002	3.9 J	mg/kg	
			OU5-CTA-1C-5148TS-(20,100)	2/18/2002	3.8 J	mg/kg	
			OU5-CTA-1C-5148TS-(20,20)	2/18/2002	4.1 J	mg/kg	
			OU5-CTA-1C-5148TS-(20,40)	2/18/2002	4.4 J	mg/kg	
			OU5-CTA-1C-5148TS-(20,60)	2/18/2002	4.8 J	mg/kg	

Area	Group	Address	Sample ID	Sample Date	Result \1	Units	Duplicate Match
			OU5-CTA-1C-5148TS-(20,80)	2/18/2002	3.7 J	mg/kg	
			OU5-CTA-1C-5148TS-(40,100)	2/18/2002	4.7 J	mg/kg	
			OU5-CTA-1C-5148TS-(40,120)	2/18/2002	6.1 J	mg/kg	
			OU5-CTA-1C-5148TS-(40,20)	2/18/2002	4.4 J	mg/kg	
			OU5-CTA-1C-5148TS-(40,40)	2/18/2002	2.1 J	mg/kg	
			OU5-CTA-1C-5148TS-(40,60)	2/18/2002	4.5 J	mg/kg	
			OU5-CTA-1C-5148TS-(40,80)	2/18/2002	5.5 J	mg/kg	
			OU5-CTA-1C-5148TS-(60,0)	2/18/2002	2.6 J	mg/kg	
			OU5-CTA-1C-5148TS-(60,100)	2/18/2002	1.6 J	mg/kg	
			OU5-CTA-1C-5148TS-(60,120)	2/18/2002	3.8 J	mg/kg	
			OU5-CTA-1C-5148TS-(60,140)	2/18/2002	3.8 J	mg/kg	
			OU5-CTA-1C-5148TS-(60,160)	2/18/2002	3.5 J	mg/kg	
			OU5-CTA-1C-5148TS-(60,20)	2/18/2002	3.3 J	mg/kg	
			OU5-CTA-1C-5148TS-(60,40)	2/18/2002	3.8 J	mg/kg	
			OU5-CTA-1C-5148TS-(60,60)	2/18/2002	3.2 J	mg/kg	
			OU5-CTA-1C-5148TS-(60,80)	2/18/2002	4 J	mg/kg	
			OU5-CTA-1C-5148TS-(80,0)	2/18/2002	7.5 J	mg/kg	
			OU5-CTA-1C-5148TS-(80,120)	2/18/2002	8.8 J	mg/kg	
			OU5-CTA-1C-5148TS-(80,140)	2/18/2002	3.9 J	mg/kg	
			OU5-CTA-1C-5148TS-(80,160)	2/18/2002	3.5 J	mg/kg	
			OU5-CTA-1C-5148TS-(80,20)	2/18/2002	3.4 J	mg/kg	
			OU5-CTA-1C-5148TS-(80,40)	2/18/2002	5.4 J	mg/kg	
			OU5-CTA-1C-5148TS-(80,60)	2/18/2002	4.6 J	mg/kg	
			OU5-CTA-1C-5148TS-(80,80)	2/18/2002	3.8 J	mg/kg	
			OU5-CTA-1C-5148TS-DUP01	2/18/2002	4 J	mg/kg	OU5-CTA-1C-5148TS-(100,140)
			OU5-CTA-1C-5148TS-DUP02	2/18/2002	27.3 J	mg/kg	OU5-CTA-1C-5148TS-(100,100)
CSA	**2**	**5149 Yuma Street**					
			OU5-CSA-2-5149YS-(0,20)	12/10/2001	2.6	mg/kg	
			OU5-CSA-2-5149YS-(100,100)	12/10/2001	3	mg/kg	
			OU5-CSA-2-5149YS-(100,20)	12/10/2001	4.1	mg/kg	
			OU5-CSA-2-5149YS-(100,40)	12/10/2001	17.7	mg/kg	
			OU5-CSA-2-5149YS-(100,60)	12/10/2001	25.8	mg/kg	
			OU5-CSA-2-5149YS-(100,80)	12/10/2001	3.7	mg/kg	
			OU5-CSA-2-5149YS-(120,100)	12/10/2001	3.1	mg/kg	
			OU5-CSA-2-5149YS-(120,60)	12/10/2001	5	mg/kg	
			OU5-CSA-2-5149YS-(120,80)	12/10/2001	3.8	mg/kg	
			OU5-CSA-2-5149YS-(140,100)	12/10/2001	1.7 J	mg/kg	
			OU5-CSA-2-5149YS-(140,80)	12/10/2001	2.5 J	mg/kg	
			OU5-CSA-2-5149YS-(160,100)	12/10/2001	1.5 J	mg/kg	

Area	Group	Address	Sample ID	Sample Date	Result \1	Units	Duplicate Match
			OU5-CSA-2-5149YS-(20,20)	12/10/2001	2.3	mg/kg	
			OU5-CSA-2-5149YS-(20,40)	12/10/2001	2.3 J	mg/kg	
			OU5-CSA-2-5149YS-(20,60)	12/10/2001	2.2 J	mg/kg	
			OU5-CSA-2-5149YS-(20,80)	12/10/2001	2.1 J	mg/kg	
			OU5-CSA-2-5149YS-(40,20)	12/10/2001	3.4	mg/kg	
			OU5-CSA-2-5149YS-(40,40)	12/10/2001	1.4 J	mg/kg	
			OU5-CSA-2-5149YS-(40,60)	12/10/2001	1.2 J	mg/kg	
			OU5-CSA-2-5149YS-(40,80)	12/10/2001	1.8 J	mg/kg	
			OU5-CSA-2-5149YS-(60,0)	12/10/2001	2.4	mg/kg	
			OU5-CSA-2-5149YS-(60,100)	12/10/2001	4.2	mg/kg	
			OU5-CSA-2-5149YS-(60,20)	12/10/2001	3.5	mg/kg	
			OU5-CSA-2-5149YS-(60,80)	12/10/2001	2.4 J	mg/kg	
			OU5-CSA-2-5149YS-(80,0)	12/10/2001	1.2 J	mg/kg	
			OU5-CSA-2-5149YS-(80,100)	12/10/2001	2.8	mg/kg	
			OU5-CSA-2-5149YS-(80,20)	12/10/2001	27.7	mg/kg	
			OU5-CSA-2-5149YS-(80,40)	12/10/2001	4.9	mg/kg	
			OU5-CSA-2-5149YS-(80,60)	12/10/2001	21.5	mg/kg	
			OU5-CSA-2-5149YS-(80,80)	12/10/2001	4.7	mg/kg	
			OU5-CSA-2-5149YS-DUP01	12/10/2001	3.1	mg/kg	OU5-CSA-2-5149YS-(100,20)
			OU5-CSA-2-5149YS-DUP02	12/10/2001	20.6	mg/kg	OU5-CSA-2-5149YS-(80,20)
			OU5-CSA-2-5149YS-SB1	12/10/2001	3.1	mg/kg	
CTA	***1B***	***DC/Nat'l Park Dalecarlia Parkway, Lot 10***					
			OU5-CTA-1B-L10-(100,100)	6/11/2003	1.3 JB	mg/kg	
			OU5-CTA-1B-L10-(100,120)	6/11/2003	3.3 B	mg/kg	
			OU5-CTA-1B-L10-(100,140)	6/11/2003	2.2 JB	mg/kg	
			OU5-CTA-1B-L10-(100,160)	6/11/2003	2 JB	mg/kg	
			OU5-CTA-1B-L10-(100,180)	6/11/2003	1.9 JB	mg/kg	
			OU5-CTA-1B-L10-(100,20)	6/11/2003	4.4	mg/kg	
			OU5-CTA-1B-L10-(100,40)	6/11/2003	7.6	mg/kg	
			OU5-CTA-1B-L10-(100,60)	6/11/2003	2.6 B	mg/kg	
			OU5-CTA-1B-L10-(100,80)	6/11/2003	8	mg/kg	
			OU5-CTA-1B-L10-(120,100)	6/11/2003	2.6 B	mg/kg	
			OU5-CTA-1B-L10-(120,120)	6/11/2003	2.7 B	mg/kg	
			OU5-CTA-1B-L10-(120,140)	6/11/2003	2 JB	mg/kg	
			OU5-CTA-1B-L10-(120,160)	6/11/2003	3.1 B	mg/kg	
			OU5-CTA-1B-L10-(120,180)	6/11/2003	2.6 B	mg/kg	
			OU5-CTA-1B-L10-(120,20)	6/11/2003	21.7	mg/kg	
			OU5-CTA-1B-L10-(120,40)	6/11/2003	1.8 JB	mg/kg	
			OU5-CTA-1B-L10-(120,60)	6/11/2003	1.1 JB	mg/kg	

Area	Group	Address	Sample ID	Sample Date	Result \1	Units	Duplicate Match
			OU5-CTA-1B-L10-(120,80)	6/11/2003	2.9 B	mg/kg	
			OU5-CTA-1B-L10-(140,0)	6/11/2003	4.5	mg/kg	
			OU5-CTA-1B-L10-(140,100)	6/11/2003	2.4 B	mg/kg	
			OU5-CTA-1B-L10-(140,120)	6/11/2003	2.4 B	mg/kg	
			OU5-CTA-1B-L10-(140,140)	6/11/2003	3.2 B	mg/kg	
			OU5-CTA-1B-L10-(140,160)	6/11/2003	3.4 B	mg/kg	
			OU5-CTA-1B-L10-(140,20)	6/11/2003	53.6	mg/kg	
			OU5-CTA-1B-L10-(140,40)	6/11/2003	2.3 B	mg/kg	
			OU5-CTA-1B-L10-(140,60)	6/11/2003	2.5 B	mg/kg	
			OU5-CTA-1B-L10-(140,80)	6/11/2003	2.9 B	mg/kg	
			OU5-CTA-1B-L10-(160,100)	6/11/2003	2.3 B	mg/kg	
			OU5-CTA-1B-L10-(160,120)	6/11/2003	2.9 B	mg/kg	
			OU5-CTA-1B-L10-(160,140)	6/11/2003	3 B	mg/kg	
			OU5-CTA-1B-L10-(160,160)	6/11/2003	3.1 B	mg/kg	
			OU5-CTA-1B-L10-(160,20)	6/11/2003	3.7 B	mg/kg	
			OU5-CTA-1B-L10-(160,40)	6/11/2003	3.3 B	mg/kg	
			OU5-CTA-1B-L10-(160,60)	6/11/2003	5.3	mg/kg	
			OU5-CTA-1B-L10-(160,80)	6/11/2003	2.5 B	mg/kg	
			OU5-CTA-1B-L10-(180,100)	6/11/2003	2.2 JB	mg/kg	
			OU5-CTA-1B-L10-(180,120)	6/11/2003	2 JB	mg/kg	
			OU5-CTA-1B-L10-(180,140)	6/11/2003	1.8 JB	mg/kg	
			OU5-CTA-1B-L10-(180,160)	6/11/2003	2.3 JB	mg/kg	
			OU5-CTA-1B-L10-(180,60)	6/11/2003	2.7 B	mg/kg	
			OU5-CTA-1B-L10-(180,80)	6/11/2003	2.3 JB	mg/kg	
			OU5-CTA-1B-L10-(20,100)	6/11/2003	2.5 B	mg/kg	
			OU5-CTA-1B-L10-(20,60)	6/11/2003	10.2	mg/kg	
			OU5-CTA-1B-L10-(20,80)	6/11/2003	2.9 B	mg/kg	
			OU5-CTA-1B-L10-(200,120)	6/11/2003	1.8 JB	mg/kg	
			OU5-CTA-1B-L10-(200,140)	6/11/2003	2.2 JB	mg/kg	
			OU5-CTA-1B-L10-(40,100)	6/11/2003	2.5 B	mg/kg	
			OU5-CTA-1B-L10-(40,120)	6/11/2003	2.1 B	mg/kg	
			OU5-CTA-1B-L10-(40,140)	6/11/2003	2.9 B	mg/kg	
			OU5-CTA-1B-L10-(40,160)	6/11/2003	2.7 B	mg/kg	
			OU5-CTA-1B-L10-(40,180)	6/11/2003	3.2 B	mg/kg	
			OU5-CTA-1B-L10-(40,40)	6/11/2003	26.9	mg/kg	
			OU5-CTA-1B-L10-(40,80)	6/11/2003	4	mg/kg	
			OU5-CTA-1B-L10-(60,100)	6/11/2003	2.6 B	mg/kg	
			OU5-CTA-1B-L10-(60,120)	6/11/2003	2.5 JB	mg/kg	
			OU5-CTA-1B-L10-(60,140)	6/11/2003	2.2 JB	mg/kg	

Area	Group	Address	Sample ID	Sample Date	Result \1	Units	Duplicate Match
			OU5-CTA-1B-L10-(60,160)	6/11/2003	2.1 B	mg/kg	
			OU5-CTA-1B-L10-(60,180)	6/11/2003	1.8 JB	mg/kg	
			OU5-CTA-1B-L10-(60,200)	6/11/2003	2.5 B	mg/kg	
			OU5-CTA-1B-L10-(60,40)	6/11/2003	19.6	mg/kg	
			OU5-CTA-1B-L10-(60,60)	6/11/2003	8.7	mg/kg	
			OU5-CTA-1B-L10-(60,80)	6/11/2003	1.7 JB	mg/kg	
			OU5-CTA-1B-L10-(80,100)	6/11/2003	2.8 B	mg/kg	
			OU5-CTA-1B-L10-(80,120)	6/11/2003	3.1 B	mg/kg	
			OU5-CTA-1B-L10-(80,140)	6/11/2003	4.4	mg/kg	
			OU5-CTA-1B-L10-(80,160)	6/11/2003	2.4 B	mg/kg	
			OU5-CTA-1B-L10-(80,180)	6/11/2003	1.8 JB	mg/kg	
			OU5-CTA-1B-L10-(80,20)	6/11/2003	6.6	mg/kg	
			OU5-CTA-1B-L10-(80,40)	6/11/2003	106	mg/kg	
			OU5-CTA-1B-L10-(80,60)	6/11/2003	2.5 B	mg/kg	
			OU5-CTA-1B-L10-(80,80)	6/11/2003	2.3 B	mg/kg	
			OU5-CTA-1B-L10-DUP01	6/11/2003	3 B	mg/kg	OU5-CTA-1B-L10-(160,80)
			OU5-CTA-1B-L10-DUP02	6/11/2003	2.9 B	mg/kg	OU5-CTA-1B-L10-(120,120)
			OU5-CTA-1B-L10-DUP03	6/11/2003	9.2	mg/kg	OU5-CTA-1B-L10-(60,60)
			OU5-CTA-1B-L10-DUP04	6/11/2003	4.1	mg/kg	OU5-CTA-1B-L10-(160,60)
CSA	**5**	**Van Ness Reservoir 45th Street, Lot 15**					
			OU5-CSA-5-L15-(0,360)	2/8/2002	19.4 J	mg/kg	
			OU5-CSA-5-L15-(0,380)	2/8/2002	2.9 J	mg/kg	
			OU5-CSA-5-L15-(0,400)	2/8/2002	2.3 J	mg/kg	
			OU5-CSA-5-L15-(100,100)	2/8/2002	5.1 J	mg/kg	
			OU5-CSA-5-L15-(100,120)	2/8/2002	4.8 J	mg/kg	
			OU5-CSA-5-L15-(100,140)	2/8/2002	6.1 J	mg/kg	
			OU5-CSA-5-L15-(100,160)	2/8/2002	64 J	mg/kg	
			OU5-CSA-5-L15-(100,180)	2/8/2002	69.5 J	mg/kg	
			OU5-CSA-5-L15-(100,400)	2/8/2002	346 J	mg/kg	
			OU5-CSA-5-L15-(100,420)	2/8/2002	3.6 J	mg/kg	
			OU5-CSA-5-L15-(120,100)	2/8/2002	7.5 J	mg/kg	
			OU5-CSA-5-L15-(120,120)	2/8/2002	126 J	mg/kg	
			OU5-CSA-5-L15-(120,40)	2/8/2002	7 J	mg/kg	
			OU5-CSA-5-L15-(120,60)	2/8/2002	5.6 J	mg/kg	
			OU5-CSA-5-L15-(120,80)	2/8/2002	5.7 J	mg/kg	
			OU5-CSA-5-L15-(140,40)	2/8/2002	6.7 J	mg/kg	
			OU5-CSA-5-L15-(140,60)	2/8/2002	156 J	mg/kg	
			OU5-CSA-5-L15-(140,80)	2/8/2002	122 J	mg/kg	
			OU5-CSA-5-L15-(20,300)	2/8/2002	8.1 J	mg/kg	

Area	Group	Address	Sample ID	Sample Date	Result \1	Units	Duplicate Match
			OU5-CSA-5-L15-(20,320)	2/8/2002	10.1 J	mg/kg	
			OU5-CSA-5-L15-(20,340)	2/8/2002	5.5 J	mg/kg	
			OU5-CSA-5-L15-(20,360)	2/8/2002	7 J	mg/kg	
			OU5-CSA-5-L15-(20,380)	2/8/2002	216 J	mg/kg	
			OU5-CSA-5-L15-(20,400)	2/8/2002	4.4 J	mg/kg	
			OU5-CSA-5-L15-(40,260)	2/8/2002	4.5 J	mg/kg	
			OU5-CSA-5-L15-(40,280)	2/8/2002	4.2 J	mg/kg	
			OU5-CSA-5-L15-(40,300)	2/8/2002	6.5 J	mg/kg	
			OU5-CSA-5-L15-(40,320)	2/8/2002	250 J	mg/kg	
			OU5-CSA-5-L15-(40,340)	2/8/2002	17.5 J	mg/kg	
			OU5-CSA-5-L15-(40,380)	2/8/2002	127 J	mg/kg	
			OU5-CSA-5-L15-(40,400)	2/8/2002	4.9 J	mg/kg	
			OU5-CSA-5-L15-(60,200)	2/8/2002	3.6 J	mg/kg	
			OU5-CSA-5-L15-(60,220)	2/8/2002	4.1 J	mg/kg	
			OU5-CSA-5-L15-(60,240)	2/8/2002	3.9 J	mg/kg	
			OU5-CSA-5-L15-(60,260)	2/8/2002	16.9 J	mg/kg	
			OU5-CSA-5-L15-(60,280)	2/8/2002	76.8 J	mg/kg	
			OU5-CSA-5-L15-(60,400)	2/8/2002	11.9 J	mg/kg	
			OU5-CSA-5-L15-(60,420)	2/8/2002	4 J	mg/kg	
			OU5-CSA-5-L15-(80,140)	2/8/2002	5.2 J	mg/kg	
			OU5-CSA-5-L15-(80,160)	2/8/2002	5.3 J	mg/kg	
			OU5-CSA-5-L15-(80,180)	2/8/2002	6 J	mg/kg	
			OU5-CSA-5-L15-(80,200)	2/8/2002	5.6 J	mg/kg	
			OU5-CSA-5-L15-(80,220)	2/8/2002	163 J	mg/kg	
			OU5-CSA-5-L15-(80,240)	2/8/2002	64.7 J	mg/kg	
			OU5-CSA-5-L15-(80,400)	2/8/2002	140 J	mg/kg	
			OU5-CSA-5-L15-(80,420)	2/8/2002	5.4 J	mg/kg	
			OU5-CSA-5-L15-DUP01	2/8/2002	8.1 J	mg/kg	OU5-CSA-5-L15-(20,360)
			OU5-CSA-5-L15-DUP02	2/8/2002	5 J	mg/kg	OU5-CSA-5-L15-(80,180)
			OU5-CSA-5-L15-SB1	2/13/2002	2.8	mg/kg	
CSA	13	Wash. Aqueduct , Lot 15					
			OU5-CSA-13-L15-(0,140)	2/12/2002	20.5	mg/kg	
			OU5-CSA-13-L15-(100,100)	2/12/2002	1.8	mg/kg	
			OU5-CSA-13-L15-(100,120)	2/12/2002	3.6	mg/kg	
			OU5-CSA-13-L15-(100,140)	2/12/2002	2.2	mg/kg	
			OU5-CSA-13-L15-(100,160)	2/12/2002	2.6	mg/kg	
			OU5-CSA-13-L15-(100,180)	2/12/2002	5.1	mg/kg	
			OU5-CSA-13-L15-(100,20)	2/12/2002	2.8	mg/kg	
			OU5-CSA-13-L15-(100,40)	2/12/2002	1.8 J	mg/kg	

Area	Group	Address	Sample ID	Sample Date	Result \1	Units	Duplicate Match
			OU5-CSA-13-L15-(100,60)	2/12/2002	2.1	mg/kg	
			OU5-CSA-13-L15-(100,80)	2/12/2002	2.7	mg/kg	
			OU5-CSA-13-L15-(120,100)	2/12/2002	71.3	mg/kg	
			OU5-CSA-13-L15-(120,120)	2/12/2002	1.9 J	mg/kg	
			OU5-CSA-13-L15-(120,140)	2/12/2002	2.7	mg/kg	
			OU5-CSA-13-L15-(120,160)	2/12/2002	2.7	mg/kg	
			OU5-CSA-13-L15-(120,180)	2/12/2002	1.3 J	mg/kg	
			OU5-CSA-13-L15-(120,20)	2/12/2002	2.1 J	mg/kg	
			OU5-CSA-13-L15-(120,200)	2/12/2002	4.7	mg/kg	
			OU5-CSA-13-L15-(120,40)	2/12/2002	1.8 J	mg/kg	
			OU5-CSA-13-L15-(120,60)	2/12/2002	1.9 J	mg/kg	
			OU5-CSA-13-L15-(120,80)	2/12/2002	2.2 J	mg/kg	
			OU5-CSA-13-L15-(140,100)	2/12/2002	2.6	mg/kg	
			OU5-CSA-13-L15-(140,120)	2/12/2002	2 J	mg/kg	
			OU5-CSA-13-L15-(140,140)	2/12/2002	2.3	mg/kg	
			OU5-CSA-13-L15-(140,160)	2/12/2002	3.2	mg/kg	
			OU5-CSA-13-L15-(140,180)	2/12/2002	2.2	mg/kg	
			OU5-CSA-13-L15-(140,200)	2/12/2002	5.7	mg/kg	
			OU5-CSA-13-L15-(140,40)	2/12/2002	1.3 J	mg/kg	
			OU5-CSA-13-L15-(140,60)	2/12/2002	2.2 J	mg/kg	
			OU5-CSA-13-L15-(140,80)	2/12/2002	2.1 J	mg/kg	
			OU5-CSA-13-L15-(160,100)	2/12/2002	3	mg/kg	
			OU5-CSA-13-L15-(160,120)	2/12/2002	19.9	mg/kg	
			OU5-CSA-13-L15-(160,140)	2/12/2002	2.1	mg/kg	
			OU5-CSA-13-L15-(160,160)	2/12/2002	3	mg/kg	
			OU5-CSA-13-L15-(160,180)	2/12/2002	1.9	mg/kg	
			OU5-CSA-13-L15-(160,40)	2/12/2002	2.8 J	mg/kg	
			OU5-CSA-13-L15-(160,60)	2/12/2002	1.7 J	mg/kg	
			OU5-CSA-13-L15-(160,80)	2/12/2002	2.1	mg/kg	
			OU5-CSA-13-L15-(180,100)	2/12/2002	3.7	mg/kg	
			OU5-CSA-13-L15-(180,120)	2/12/2002	5	mg/kg	
			OU5-CSA-13-L15-(180,60)	2/12/2002	1.8 J	mg/kg	
			OU5-CSA-13-L15-(180,80)	2/12/2002	5	mg/kg	
			OU5-CSA-13-L15-(20,100)	2/12/2002	3.4	mg/kg	
			OU5-CSA-13-L15-(20,120)	2/12/2002	10.1	mg/kg	
			OU5-CSA-13-L15-(20,140)	2/12/2002	101	mg/kg	
			OU5-CSA-13-L15-(20,160)	2/12/2002	45.4	mg/kg	
			OU5-CSA-13-L15-(20,80)	2/12/2002	1.3 J	mg/kg	
			OU5-CSA-13-L15-(200,60)	2/12/2002	3.1	mg/kg	

Area	Group	Address	Sample ID	Sample Date	Result \1	Units	Duplicate Match
			OU5-CSA-13-L15-(40,100)	2/12/2002	2.9	mg/kg	
			OU5-CSA-13-L15-(40,120)	2/12/2002	4.1	mg/kg	
			OU5-CSA-13-L15-(40,140)	2/12/2002	9.3	mg/kg	
			OU5-CSA-13-L15-(40,160)	2/12/2002	8.8	mg/kg	
			OU5-CSA-13-L15-(40,40)	2/12/2002	2.7	mg/kg	
			OU5-CSA-13-L15-(40,60)	2/12/2002	27	mg/kg	
			OU5-CSA-13-L15-(40,80)	2/12/2002	2.4	mg/kg	
			OU5-CSA-13-L15-(60,0)	2/12/2002	1.8 J	mg/kg	
			OU5-CSA-13-L15-(60,100)	2/12/2002	2.1	mg/kg	
			OU5-CSA-13-L15-(60,120)	2/12/2002	2.5	mg/kg	
			OU5-CSA-13-L15-(60,140)	2/12/2002	2.2	mg/kg	
			OU5-CSA-13-L15-(60,160)	2/12/2002	65.2	mg/kg	
			OU5-CSA-13-L15-(60,20)	2/12/2002	2.7 J	mg/kg	
			OU5-CSA-13-L15-(60,40)	2/12/2002	1.5 J	mg/kg	
			OU5-CSA-13-L15-(60,60)	2/12/2002	1.7 J	mg/kg	
			OU5-CSA-13-L15-(60,80)	2/12/2002	2	mg/kg	
			OU5-CSA-13-L15-(80,100)	2/12/2002	2.3	mg/kg	
			OU5-CSA-13-L15-(80,120)	2/12/2002	1.7 J	mg/kg	
			OU5-CSA-13-L15-(80,140)	2/12/2002	4.5	mg/kg	
			OU5-CSA-13-L15-(80,160)	2/12/2002	2	mg/kg	
			OU5-CSA-13-L15-(80,180)	2/12/2002	1.8 J	mg/kg	
			OU5-CSA-13-L15-(80,20)	2/12/2002	3	mg/kg	
			OU5-CSA-13-L15-(80,40)	2/12/2002	2.4	mg/kg	
			OU5-CSA-13-L15-(80,60)	2/12/2002	1.6 J	mg/kg	
			OU5-CSA-13-L15-(80,80)	2/12/2002	7.7	mg/kg	
			OU5-CSA-13-L15-DUP01	2/12/2002	1.9 J	mg/kg	OU5-CSA-13-L15-(80,40)
			OU5-CSA-13-L15-DUP02	2/12/2002	2.9	mg/kg	OU5-CSA-13-L15-(100,140)
			OU5-CSA-13-L15-DUP03	2/12/2002	2.1	mg/kg	OU5-CSA-13-L15-(60,80)
			OU5-CSA-13-L15-DUP04	2/12/2002	1.9	mg/kg	OU5-CSA-13-L15-(80,60)
			OU5-CSA-13-L15-SB1	2/13/2002	2.4	mg/kg	
			OU5-CSA-13-L15-SB2	2/13/2002	2.6	mg/kg	
			OU5-CSA-13-L15-SB3	2/13/2002	2	mg/kg	
			OU5-CSA-13-L15-SB4	2/13/2002	1.8	mg/kg	
			OU5-CSA-13-L15-SB5	2/13/2002	0.82 J	mg/kg	
			OU5-CSA-13-L15-SB6	2/13/2002	1.3 J	mg/kg	
CSA	**13**	**Wash. Aqueduct , Lot 80**					
			OU5-CSA-13-L80-(100,120)	2/11/2002	8.2	mg/kg	
			OU5-CSA-13-L80-(100,140)	2/11/2002	5.8	mg/kg	
			OU5-CSA-13-L80-(100,160)	2/11/2002	8	mg/kg	

Area	Group	Address	Sample ID	Sample Date	Result \1	Units	Duplicate Match
			OU5-CSA-13-L80-(100,180)	2/11/2002	5.6	mg/kg	
			OU5-CSA-13-L80-(100,20)	2/11/2002	5.2	mg/kg	
			OU5-CSA-13-L80-(100,40)	2/11/2002	4.2	mg/kg	
			OU5-CSA-13-L80-(120,100)	2/11/2002	9.4	mg/kg	
			OU5-CSA-13-L80-(120,120)	2/11/2002	8.1	mg/kg	
			OU5-CSA-13-L80-(120,140)	2/11/2002	5.5	mg/kg	
			OU5-CSA-13-L80-(120,160)	2/11/2002	5.9	mg/kg	
			OU5-CSA-13-L80-(120,180)	2/11/2002	5.5	mg/kg	
			OU5-CSA-13-L80-(120,40)	2/11/2002	3.8	mg/kg	
			OU5-CSA-13-L80-(140,100)	2/11/2002	5.8	mg/kg	
			OU5-CSA-13-L80-(140,120)	2/11/2002	6.1	mg/kg	
			OU5-CSA-13-L80-(140,140)	2/11/2002	6	mg/kg	
			OU5-CSA-13-L80-(140,160)	2/11/2002	6.6	mg/kg	
			OU5-CSA-13-L80-(140,180)	2/11/2002	6.6	mg/kg	
			OU5-CSA-13-L80-(140,40)	2/11/2002	4	mg/kg	
			OU5-CSA-13-L80-(140,60)	2/11/2002	4.4	mg/kg	
			OU5-CSA-13-L80-(140,80)	2/11/2002	5.1	mg/kg	
			OU5-CSA-13-L80-(160,100)	2/11/2002	5.3	mg/kg	
			OU5-CSA-13-L80-(160,120)	2/11/2002	6.4	mg/kg	
			OU5-CSA-13-L80-(160,140)	2/11/2002	5.7	mg/kg	
			OU5-CSA-13-L80-(160,160)	2/11/2002	3.7	mg/kg	
			OU5-CSA-13-L80-(160,180)	2/11/2002	5.6	mg/kg	
			OU5-CSA-13-L80-(160,40)	2/11/2002	5.9	mg/kg	
			OU5-CSA-13-L80-(160,60)	2/11/2002	5.2	mg/kg	
			OU5-CSA-13-L80-(160,80)	2/11/2002	5.5	mg/kg	
			OU5-CSA-13-L80-(180,100)	2/11/2002	5.6	mg/kg	
			OU5-CSA-13-L80-(180,120)	2/11/2002	6.1	mg/kg	
			OU5-CSA-13-L80-(180,140)	2/11/2002	7.3	mg/kg	
			OU5-CSA-13-L80-(180,60)	2/11/2002	7.2	mg/kg	
			OU5-CSA-13-L80-(180,80)	2/11/2002	6.7	mg/kg	
			OU5-CSA-13-L80-(20,120)	2/11/2002	3.6	mg/kg	
			OU5-CSA-13-L80-(20,140)	2/11/2002	13.1	mg/kg	
			OU5-CSA-13-L80-(20,160)	2/11/2002	58.3	mg/kg	
			OU5-CSA-13-L80-(200,100)	2/11/2002	8.2	mg/kg	
			OU5-CSA-13-L80-(200,60)	2/11/2002	8.5	mg/kg	
			OU5-CSA-13-L80-(200,80)	2/11/2002	6	mg/kg	
			OU5-CSA-13-L80-(40,100)	2/11/2002	124	mg/kg	
			OU5-CSA-13-L80-(40,120)	2/11/2002	2.1 J	mg/kg	
			OU5-CSA-13-L80-(40,140)	2/11/2002	2.3	mg/kg	

Area	Group	Address	Sample ID	Sample Date	Result \1	Units	Duplicate Match
			OU5-CSA-13-L80-(40,160)	2/11/2002	1.6 J	mg/kg	
			OU5-CSA-13-L80-(40,80)	2/11/2002	27.9	mg/kg	
			OU5-CSA-13-L80-(60,100)	2/11/2002	2.1 J	mg/kg	
			OU5-CSA-13-L80-(60,120)	2/11/2002	3.5	mg/kg	
			OU5-CSA-13-L80-(60,140)	2/11/2002	4.4	mg/kg	
			OU5-CSA-13-L80-(60,160)	2/11/2002	2.6	mg/kg	
			OU5-CSA-13-L80-(60,180)	2/11/2002	6.4	mg/kg	
			OU5-CSA-13-L80-(60,20)	2/11/2002	11.8	mg/kg	
			OU5-CSA-13-L80-(60,40)	2/11/2002	3.3	mg/kg	
			OU5-CSA-13-L80-(60,60)	2/11/2002	3.2	mg/kg	
			OU5-CSA-13-L80-(60,80)	2/11/2002	1.7 J	mg/kg	
			OU5-CSA-13-L80-(80,120)	2/11/2002	3.8	mg/kg	
			OU5-CSA-13-L80-(80,140)	2/11/2002	4.3	mg/kg	
			OU5-CSA-13-L80-(80,160)	2/11/2002	8.2	mg/kg	
			OU5-CSA-13-L80-(80,180)	2/11/2002	5.8	mg/kg	
			OU5-CSA-13-L80-(80,20)	2/11/2002	2 J	mg/kg	
			OU5-CSA-13-L80-(80,40)	2/11/2002	1.8 J	mg/kg	
			OU5-CSA-13-L80-(80,60)	2/11/2002	2.5	mg/kg	
			OU5-CSA-13-L80-(80,80)	2/11/2002	2.1	mg/kg	
			OU5-CSA-13-L80-DUP01	2/11/2002	5.1	mg/kg	OU5-CSA-13-L80-(140,60)
			OU5-CSA-13-L80-DUP02	2/11/2002	2.1	mg/kg	OU5-CSA-13-L80-(60,100)
			OU5-CSA-13-L80-DUP03	2/11/2002	4.6	mg/kg	OU5-CSA-13-L80-(140,140)
CSA	13	Wash. Aqueduct , Lot 81					
			OU5-CSA-13-L81-(100,200)	2/11/2002	3.3	mg/kg	
			OU5-CSA-13-L81-(120,200)	2/11/2002	1.9	mg/kg	
			OU5-CSA-13-L81-(140,180)	2/11/2002	4.5	mg/kg	
			OU5-CSA-13-L81-(140,200)	2/11/2002	2.9	mg/kg	
			OU5-CSA-13-L81-(160,160)	2/11/2002	6.9	mg/kg	
			OU5-CSA-13-L81-(20,100)	2/11/2002	3.2	mg/kg	
			OU5-CSA-13-L81-(20,120)	2/11/2002	27.3	mg/kg	
			OU5-CSA-13-L81-(20,140)	2/11/2002	11.4	mg/kg	
			OU5-CSA-13-L81-(20,160)	2/11/2002	3.9	mg/kg	
			OU5-CSA-13-L81-(40,120)	2/11/2002	4.4	mg/kg	
			OU5-CSA-13-L81-(40,140)	2/11/2002	5.7	mg/kg	
			OU5-CSA-13-L81-(40,160)	2/11/2002	3.5	mg/kg	
			OU5-CSA-13-L81-(40,40)	2/11/2002	7.1	mg/kg	
			OU5-CSA-13-L81-(40,60)	2/11/2002	5.1	mg/kg	
			OU5-CSA-13-L81-(40,80)	2/11/2002	8.9	mg/kg	
			OU5-CSA-13-L81-(60,180)	2/11/2002	2.4	mg/kg	

Area	Group	Address	Sample ID	Sample Date	Result \1	Units	Duplicate Match
			OU5-CSA-13-L81-(60,20)	2/11/2002	2.9	mg/kg	
			OU5-CSA-13-L81-(60,40)	2/11/2002	1.7 J	mg/kg	
			OU5-CSA-13-L81-(60,60)	2/11/2002	2.1	mg/kg	
			OU5-CSA-13-L81-(80,180)	2/11/2002	4.9	mg/kg	
			OU5-CSA-13-L81-(80,20)	2/11/2002	2.9	mg/kg	
			OU5-CSA-13-L81-DUP01	2/11/2002	2.9	mg/kg	OU5-CSA-13-L81-(80,180)

\1 DATA VALIDATION QUALIFIERS

Data validation was conducted in accordance with EPA Region III modifications to the EPA's National Functional Guidelines for data validation. Per these guidelines, data with any of the following qualifiers is still considered usable for most decision-making purposes, including risk assessment.

U *The compound was analyzed for and is not present. The associated numerical value (Practical Quantitation Limit - PQL) indicates the approximate concentration necessary to quantify the compound in the sample. In other words, the chemical level in the sample is below the level shown, which is the minimum the testing technique could have detected in the sample.*

J *The compound was detected in the sample, but the reported result is "estimated" (could not be accurately quantified) either because the reported value is less than the PQL or at least one minor Quality Control (QC) problem was found during validation. Data with a "J" qualifier is considered usable for most decision-making purposes, including risk assessment. Therefore, one should not be concerned about the "estimated" or "J" flag assigned to the sample result. The "J" qualifier may be combined with the "K" (high bias) or "L" (low bias) qualifier when the bias resulting from a minor QA/QC problem can be determined. When combined (with the "K" or "L" qualifier, the "J" qualifier indicates the reported value is less than the PQL.*

UJ *A combination of the "U" and "J" flags. The compound was analyzed for but was not detected. The PQL limit has been qualified as estimated due to a QC anomaly.*

D *The analyte was detected in the sample. The result is reported from the diluted sample run. The original analysis of the sample required a dilution either because of matrix interferences in the sample or concentration above the calibration range for the method. The sample was rerun at a dilution to obtain a more reliable result. The reported result has been adjusted to reflect the dilution factor. The reported result should be considered "estimated" and usable for most decision-making purposes, including risk assessment.*

DJ *The J flag attached to the D indicates the result is either less than the PQL or at least one minor quality control problem was found during validation. The reported result should be considered "estimated" and usable for most decision-making purposes, including risk assessment.*

K *The analyte was detected in the sample. The reported result is considered estimated and may be biased high due to a minor QA/QC problem. The true concentration of arsenic present in the sample may be lower than the reported result. The data is considered "estimated" and usable for most decision-making purposes, including risk assessment.*

L *The analyte was detected in the sample. The reported result is considered estimated and may be biased low due to a minor QA/QC problem. The true concentration of arsenic present in the sample may be higher than the reported result. The data is considered estimated and usable for most decision-making purposes, including risk assessment.*

UL *A combination of the "U" and "L" flags. The compound was analyzed for but was not detected. The PQL has been qualified as estimated (biased low) due to a QC anomaly.*

B *This flag indicates the reported result is greater than the method detection level (MDL) but less than 5 times (5X) the amount found in an associated field or laboratory blank. The reported result should be considered "estimated" and may be biased high due to the blank contamination. The true concentration of arsenic in the sample may be lower than the reported result. This qualifier may be combined with the "J" qualifier to indicate the reported value is less than the PQL.*

\2 For this sample please refer to validation report No. 11 for detailed explanation of any data qualifier.

DATA VALIDATION REPORTS

ORGANIZATION PAGE

This section contains:

- **Organization Page**
- **Report No. 1- OU-4 sampling for the period 6/27/00 to 10/06/00**
- **Report No. 2- OU-4 sampling for the period 11/01/00 to 11/27/00**
- **Report No. 3- OU-4 sampling for the period 1/04/01 to 3/19/01**
- **Report No. 4- OU-4 sampling for the period 3/20/01 to 7/11/01**
- **Report No. 5- OU-4 sampling for the period 8/02/01 to 7/01/02**
- **Report No. 6- OU-5 sampling for the period 4/03/01 to 6/29/01**
- **Report No. 7- OU-5 sampling for the period 7/02/01 to 9/07/01**
- **Report No. 8- OU-5 sampling for the period 9/10/01 to 11/09/01**
- **Report No. 9- OU-5 sampling for the period 11/12/01 to 1/18/02**
- **Report No. 10- OU-5 sampling for the period 1/21/02 to 7/02/02**
- **Report No. 11- OU-4 and OU-5 sampling from 4/03/01 to 12/20/02**
- **Report No. 12- OU-5 sampling from 12/23/02 to 5/21/03**
- **Report No. 13- OU-5 sampling from 5/22/03 to 8/26/03**
- **EPA's Split Sampling Results**

Because of the large number of samples and the time period involved in the sampling, the validation section is organized into discrete reports based on Operable

Unit and date. Separate reports are presented for OU-4 samples and OU-5 samples. Within each operable unit, reports are organized by date ranges as outlined above.

At the start of each report there is a table listing the sample names and collection dates covered in the report. Any sample contained in any of the data tables presented in the previous sections can be found in these reports using the sample name and collection date. Report No. 11 is an exception. Samples covered in Report No. 11, which includes both OUs and overlapping dates, are footnoted on the data tables to refer the reader to the appropriate data validation report.

OU-4 SAMPLING FOR THE PERIOD

6/27/00 TO 10/06/00

(REPORT NO.1)

OU-4 SAMPLES COLLECTED FROM 6/27/00 TO 10/06/00 (Report No. 1)
(ordered by date)

SAMPLE ID	SAMPLE DATE	SDG NO.
OU4-4851IL	6/27/2000	6147
OU4-3244NA	8/8/2000	8045
OU4-4629RP	8/25/2000	8168
OU4-4901IL	8/29/2000	8189
OU4-3625(49)	8/30/2000	8209
OU4-4733WL	8/30/2000	8198 - 8199
OU4-4703WL	8/30/2000	8198
OU4-3615(49)	8/30/2000	8219
OU4-4701WL	8/30/2000	8197
OU4-4727WL	8/30/2000	8197 - 8198
OU4-4845GR	8/30/2000	8219
OU4-4740QS	8/31/2000	8219
OU4-4820GR	8/31/2000	8199, 8220
OU4-4720QS	9/1/2000	8224
OU4-4861IL	9/1/2000	8224
OU4-4700QS	9/5/2000	9004
OU4-4637RP	9/5/2000	9004, 9006
OU4-4818WL	9/5/2000	9006
OU4-3631(49)	9/5/2000	9014
OU4-4869GR	9/6/2000	9022
OU4-4819IL	9/6/2000	9015
OU4-4900HL	9/6/2000	9022
OU4-4625RP	9/6/2000	9014
OU4-3631(49)	9/6/2000	9014
OU4-4641RP	9/6/2000	9015
OU4-4900HL	9/7/2000	9022
OU4-4710QS	9/7/2000	9025
OU4-4808RP	9/12/2000	9050
OU4-4828WL	9/12/2000	9050
OU4-4809WL	9/12/2000	9051
OU4-4621RP	9/19/2000	9161
OU4-4710WL	9/19/2000	9115
OU4-4633RP	9/22/2000	9146
OU4-4801IL	9/22/2000	9140
OU4-4707WL	9/26/2000	9161
OU4-4604RP	9/26/2000	9162
OU4-4867GR	9/26/2000	9161 - 9162
OU4-4880GR	9/27/2000	9166 - 9167
OU4-4608RP	9/27/2000	9167
OU4-3601(49)	9/27/2000	9166
OU4-4855GR	10/6/2000	10048
OU4-4720WL	10/6/2000	10044

QUALITY ASSURANCE SUMMARY REPORT (NO. 1) FOR SAMPLES ASSOCIATED WITH SPRING VALLEY OU-4 SAMPLING

JUNE 27, 2000 THROUGH OCTOBER 6, 2000

INTRODUCTION

This data validation summary report covers environmental samples collected from selected Spring Valley OU-4 sampling locations between June 27 and October 6, 2000. The samples are arranged by Sample Delivery Groups (SDGs). An SDG represents the group of samples that were prepared and analyzed together in the analytical batch with common laboratory QC samples. The sampling period in this report includes many SDGs as indicated on the tables. The samples were analyzed for arsenic only.

All work was performed in accordance with the Work Management Plan (WMP) and applicable Amendments prepared by Parsons. The WMP included a Quality Assurance Project Plan (QAPJP) that was also prepared and approved for use to ensure generation of legally defensible data. General Physics Laboratories (GPL) of Gaithersburg, Maryland and their sister laboratory, GEOMET, following procedures outlined in the QAPjP and the WMP, performed all analyses.

The samples discussed in this report are listed in the table. A glossary of the validation qualifiers is also presented at the end of this report.

EVALUATION CRITERIA

The data submitted by the laboratory has been reviewed and validated following the guidelines described in the QAPjP and consistent with Region III modifications to the USEPA Functional Guidelines for Evaluating Organic and Inorganic Data. All information included in the data packages have been reviewed and validated including

sample results, laboratory quality control results, chain-of-custody forms and all supporting raw data.

This report addresses only those problems affecting the usability of the data. A discussion of data validation qualifiers (flags) applied to the data and reasons for the qualifiers is also presented.

Deviations from the QAPjP or the analytical methods and a discussion of the overall usability of the data are also presented in the summary section of this report. QC problems leading to qualifying of data as unusable or rejected are presented in the Major Problems section. QA/QC problems leading to qualifying of data as estimated or not detected are presented in the Minor Problems section. Details concerning samples and target analytes affected are also presented.

SUMMARY

This section of this report discusses deviations from the QAPjP, other laboratory problems, QC problems leading to qualifying of data as rejected, estimated or not detected, and the overall usability of the data.

Except as indicated in this report, the samples were collected, prepared and analyzed following the procedures described in the WMP and the QAPjP. Except as indicated in this report, all samples were prepared and analyzed within the specified holding times using the EPA-approved analytical procedures. The types and number of field and laboratory QC samples collected and analyzed met the QA objectives specified in the QAPjP.

No major QC problems leading to rejection of data were found during validation of the data for the samples in this sampling event.

The data as submitted by the laboratory and qualified following data validation are usable for the purposes of this project. The overall completeness for the sampling event is 100 percent since no data have been rejected and reported in the data tables.

Minor QC problems leading to qualifying of data as estimated or not detected included: field or laboratory blank contamination, sample dilution due to matrix interferences, ICP serial dilution outliers, precision outliers and accuracy (percent recovery) outliers. Details concerning these QC problems are presented in the Minor Problems section.

MAJOR PROBLEMS

As indicated above no major problems were found during validation of the data for this SDG. No reported results have been qualified as rejected or unusable. All reported results should be considered usable as qualified in the data summary tables.

MINOR PROBLEMS

This section of the QA summary report discusses QC problems leading to qualifying of data as estimated. The "J" qualifier is used to indicate estimated results. The flag indicates that the analyte was positively identified but the associated value may be imprecise due to QC problems.

As indicated above, QC problems leading to qualifying of data as estimated included: field or laboratory blank contamination, sample dilution due to matrix interferences, ICP serial dilution outliers, precision outliers and accuracy outliers. Details concerning these problems are presented below by analytical parameter.

Metals

- Some reported results for arsenic have been qualified as estimated and flagged 'J'. The 'J' flag indicates the analyte was positively identified but the associated value is less than the practical quantitation limit (PQL). Samples in SDGs 8224 (OU4-4720-SB5), 8225 (OU4-4861-SB6), 9006 (OU4-4818-SB4), 9015 (OU4-4710-SB4, SB7, SB8, SB10), 9022 (OU4-4900-SB7), 9025 (OU4-4710-SB2, SB3), 9140 (OU4-4801-SB10), 9161 (OU4-4707-SB3), 9166 (OU4-3601-SB7, SB8) and 9167 (OU4-4880-SB10) are affected.

- Accuracy (matrix spike percent recovery) outliers were reported for arsenic. The reported results for arsenic in the affected samples have been qualified as

estimated and flagged ‘L/UL’. The ‘L’ qualifier indicates a low bias meaning the actual result or PQL may be higher than the reported result. The reported data is usable for most purposes, including risk assessment. Samples in SDGs 8168 and 8220 were affected.

- Some samples required dilution due to matrix interferences in the samples. The reported results for arsenic in the affected samples have been flagged ‘D’ due to the necessary dilution. The ‘D’ qualifier indicates the reported result was obtained from the diluted sample. Samples in the following SDGs were affected: 8197, 8198, 8199, 8209, 8219, 8220, 9014, 9015, 9016, 8224, 8225, 9025, 9026, 9051, 9115, 9161, 9146, 9162, 9166, 9167, 9004, 9006, 10044 and 10048.

- ICP serial dilution outliers were reported for arsenic for the samples in the following SDGs: 8219, 8224, 8225, 9014, 9051, 9115, 9140, 9146, 9161, 9166, 9167, 10044 and 10048. The reported results for arsenic in the affected samples have been qualified as estimated and flagged ‘J/UJ’.

- The laboratory or equipment blank associated with the samples in the following SDGs contained arsenic: 9022 and 9050. Reported detections of arsenic in the associated samples at level comparable to the level found in the equipment blank have been qualified as estimates and flagged ‘B/JB’. These results should be considered biased high due to the blank contamination.

- Precision (relative percent difference) outliers were reported for the laboratory duplicate associates with the following SDGs: 9015 and 9162. Reported results for the affected samples have been qualified as estimated and flagged ‘J/UJ’.

GLOSSARY OF DATA VALIDATION QUALIFIERS

U the analyte was analyzed for and is not present. The associated numerical value (Method Detection Limit – MDL) indicates the minimum concentration that can be measured by the instrument with 99% confidence. The 'J' qualifier may be combined with the 'U' qualifier.

J the analyte was analyzed for and was detected in the samples, but the reported result is 'estimated' either because it is less than the PQL or at least one minor QA/QC problem was found during validation. Data with the 'J' qualifier is considered usable for most decision-making purposes, including risk assessment. The 'J' qualifier may be combined with the 'K' (high bias) or 'L' (low bias) qualifier when the bias resulting from a minor QA/QC problem can be determined. When combined with the 'K' or 'L' qualifier, the 'J' qualifier indicates the reported value is less than the PQL.

K the analyte was detected in the sample. The reported result is considered estimated and may be biased high, due to a minor QA/QC problem. The true concentration of the analyte present in the sample may be lower than the reported result. The data is considered estimated and usable for most decision-making purposes, including risk assessment.

L the analyte was detected in the sample. The reported result is considered estimated and may be biased low due to a minor QA/QC problem. The true concentration of the analyte present in the sample may be higher than the reported result. The data is considered estimated and usable for most decision-making purposes, including risk assessment.

R the analyte was not detected in the sample. The reported result has been qualified as unusable due to a major QA/QC problem found during validation. This flag does not address the presence or absence of the analyte of concern rather it addresses one or more major QA/QC problems associated with the reported result. If the analyte affected is critical to the project, resampling and reanalysis of the qualified result may be required.

D result reported from diluted sample run. The original analysis of the sample required dilution either because of matrix interferences in the sample or concentration above the calibration range for the method. The sample was rerun at a dilution to obtain a more reliable result. The reported result has been adjusted to reflect the dilution factor. The reported result should be considered estimated and usable for most decision-making purposes, including risk assessment.

B this flag indicates the reported result is greater than the MDL but less than 5 times the amount found in an associated field or laboratory blank. The reported result should be considered estimated and may be biased high due to the blank contamination. The true concentration of the analyte in the sample may be lower than the reported result. This flag may be combined with the 'J' qualifier to indicate the reported value is less than the PQL.

MDL the minimum concentration of an analyte that can be measured and reported with 99% confidence that the analyte concentration is greater than zero. The MDL is determined by multiplying the appropriate one-sided 99% t-statistic by the standard deviation obtained from the analysis of seven replicates of a matrix spike containing the analyte of interest at a concentration three to five times the estimated MDL. For seven replicates, the t-statistic is 3.143.

PQL the lowest concentration that can be reliably achieved within specified limits of precision and accuracy during routine laboratory conditions. The PQL is generally 5 to 10 times the MDL. However, it may be nominally chosen within these guidelines to simplify data reporting. For many analytes the PQL is selected as the lowest non-zero standard in the calibration curve.

OU-4 SAMPLING FOR THE PERIOD

11/01/00 TO 11/27/00

(REPORT NO. 2)

OU-4 SAMPLES COLLECTED FROM 11/01/00 TO 11/27/00 (Report No. 2)
(ordered by date)

SAMPLE ID	SAMPLE DATE	SDG NO.
OU4-4831IL	11/1/2000	11010
OU4-4901GR	11/1/2000	11010
OU4-AU01	11/13/2000	11074
OU4-AU01	11/13/2000	11076
OU4-AU02	11/13/2000	11077
OU4-AU02	11/13/2000	11078
OU4-AU03	11/13/2000	11075
OU4-AU03	11/13/2000	11079
OU4-AU06	11/14/2000	11091
OU4-AU07	11/14/2000	11104
OU4-AU06	11/14/2000	11086
OU4-AU05	11/14/2000	11090
OU4-AU04	11/14/2000	11087
OU4-AU04	11/14/2000	11083
OU4-AU07	11/14/2000	11109
OU4-AU05	11/14/2000	11085
OU4-AU09	11/15/2000	11106
OU4-AU13	11/15/2000	11108
OU4-AU10	11/15/2000	11112
OU4-AU09	11/15/2000	11111
OU4-AU08	11/15/2000	11110
OU4-AU08	11/15/2000	11105
OU4-AU13	11/15/2000	11113
OU4-AU10	11/15/2000	11107
OU4-AU15	11/16/2000	11129
OU4-AU11	11/16/2000	11187
OU4-AU14	11/16/2000	11128
OU4-AU15	11/16/2000	11126
OU4-AU16	11/16/2000	11130
OU4-AU14	11/16/2000	11125
OU4-AU16	11/16/2000	11127
OU4-AU17	11/17/2000	11138
OU4-AU17	11/17/2000	11142
OU4-AU12	11/17/2000	11186
OU4-AU18	11/17/2000	11140
OU4-AU18	11/17/2000	11143
OU4-AU19	11/17/2000	11141
OU4-AU19	11/17/2000	11144
OU4-AU21	11/20/2000	11149
OU4-AU22	11/20/2000	11153
OU4-AU21	11/20/2000	11152
OU4-AU20	11/20/2000	11151, 11175
OU4-AU22	11/20/2000	11150
OU4-AU20	11/20/2000	11148
OU4-AU24	11/21/2000	
OU4-AU26	11/21/2000	11171
OU4-AU26	11/21/2000	11167
OU4-AU25	11/21/2000	11165
OU4-AU24	11/21/2000	11164
OU4-AU23	11/21/2000	11168
OU4-AU23	11/21/2000	11163
OU4-AU25	11/21/2000	11170
OU4-AU28	11/22/2000	11195
OU4-AU12	11/22/2000	11186
OU4-AU12	11/22/2000	11191
OU4-AU11	11/22/2000	11193
OU4-AU27	11/22/2000	11188
OU4-AU27	11/22/2000	11194
OU4-AU28	11/22/2000	11190
OU4-AU12	11/27/2000	11178

QUALITY ASSURANCE SUMMARY REPORT (NO. 2) FOR SAMPLES ASSOCIATED WITH SPRING VALLEY OU-4 SAMPLING

NOVEMBER 1, 2000 THROUGH NOVEMBER 27, 2000

INTRODUCTION

This data validation summary report covers environmental samples collected from selected Spring Valley OU-4 sampling locations between November 1 and November 27, 2000. The samples are arranged by Sample Delivery Groups (SDGs). An SDG represents the group of samples that were prepared and analyzed together in the analytical batch with common laboratory QC samples. The sampling period in this report includes many SDGs as indicated on the tables. The samples were analyzed for arsenic, 1,4-oxthiane, 1,4-dithiane, and thiodiglycol.

All work was performed in accordance with the Work Management Plan (WMP) and applicable Amendments prepared by Parsons. The WMP included a Quality Assurance Project Plan (QAPJP) that was also prepared and approved for use to ensure generation of legally defensible data. General Physics Laboratories (GPL) of Gaithersburg, Maryland and their sister laboratory, GEOMET, following procedures outlined in the QAPjP and the WMP, performed all analyses.

The samples discussed in this report are listed in the table. A glossary of the validation qualifiers is also presented at the end of this report.

EVALUATION CRITERIA

The data submitted by the laboratory has been reviewed and validated following the guidelines described in the QAPjP and consistent with Region III modifications to the USEPA Functional Guidelines for Evaluating Organic and Inorganic Data. All information included in the data packages have been reviewed and validated including

sample results, laboratory quality control results, chain-of-custody forms and all supporting raw data.

This report addresses only those problems affecting the usability of the data. A discussion of data validation qualifiers (flags) applied to the data and reasons for the qualifiers is also presented.

Deviations from the QAPjP or the analytical methods and a discussion of the overall usability of the data are also presented in the summary section of this report. QC problems leading to qualifying of data as unusable or rejected are presented in the Major Problems section. QA/QC problems leading to qualifying of data as estimated or not detected are presented in the Minor Problems section. Details concerning samples and target analytes affected are also presented.

SUMMARY

This section of this report discusses deviations from the QAPjP, other laboratory problems, QC problems leading to qualifying of data as rejected, estimated or not detected and the overall usability of the data.

Except as indicated in this report, the samples were collected, prepared and analyzed following the procedures described in the WMP and the QAPjP. Except as indicated in this report, all samples were prepared and analyzed within the specified holding times using the EPA-approved analytical procedures. The types and number of field and laboratory QC samples collected and analyzed met the QA objectives specified in the QAPjP.

No major QC problems leading to rejection of data were found during validation of the data for the samples in this sampling event.

The data as submitted by the laboratory and qualified following data validation are usable for the purposes of this project. The overall completeness for the sampling event is 100 percent since no data have been rejected and reported in the data tables.

Minor QC problems leading to qualifying of data as estimated or not detected included: results above the Method Detection Limit (MDL) but less than the Practical Quantitation Limit (PQL), sample dilution due to matrix interferences and precision (relative percent difference for lab duplicate) outliers. Details concerning these QC problems are presented in the Minor Problems section.

MAJOR PROBLEMS

As indicated above no major problems were found during validation of the data for this SDG. No reported results have been qualified as rejected or unusable. All reported results should be considered usable as qualified in the data summary tables.

MINOR PROBLEMS

This section of the QA summary report discusses QC problems leading to qualifying of data as estimated. The "J" qualifier is used to indicate estimated results. The flag indicates that the analyte was positively identified but the associated value may be imprecise due to QC problems.

As indicated above, QC problems leading to qualifying of data as estimated included: reported results above the MDL but less than the PQL, sample dilution due to matrix interferences and precision outliers. Details concerning these problems are presented below by analytical parameter.

Metals

- Some reported arsenic results have been qualified as estimated and flagged 'J'. The 'J' flag indicates the analyte was positively identified but the associated value is less than the PQL. Samples in SDGs 11010 (OU4-4831-SB5), 11105 (OU4-AU08-SB6), and 11107 (OU4-AU10-SB10) were affected.

- Some samples required dilution due to matrix interferences in the samples. The reported results for arsenic in the affected samples have been flagged 'D' due to the necessary dilution. The 'D' qualifier indicates the reported result was obtained from the diluted sample. Samples in SDG 11010 were affected.

- Precision (relative percent difference) outliers were reported for the laboratory duplicate associates with SDG 11010. Reported results for the affected samples have been qualified as estimated and flagged ‘J/UJ’.

GLOSSARY OF DATA VALIDATION QUALIFIERS

U the analyte was analyzed for and is not present. The associated numerical value (Method Detection Limit – MDL) indicates the minimum concentration that can be measured by the instrument with 99% confidence. The 'J' qualifier may be combined with the 'U' qualifier.

J the analyte was analyzed for and was detected in the samples, but the reported result is 'estimated' either because it is less than the PQL or at least one minor QA/QC problem was found during validation. Data with the 'J' qualifier is considered usable for most decision-making purposes, including risk assessment. The 'J' qualifier may be combined with the 'K' (high bias) or 'L' (low bias) qualifier when the bias resulting from a minor QA/QC problem can be determined. When combined with the 'K' or 'L' qualifier, the 'J' qualifier indicates the reported value is less than the PQL.

K the analyte was detected in the sample. The reported result is considered estimated and may be biased high, due to a minor QA/QC problem. The true concentration of the analyte present in the sample may be lower than the reported result. The data is considered estimated and usable for most decision-making purposes, including risk assessment.

L the analyte was detected in the sample. The reported result is considered estimated and may be biased low due to a minor QA/QC problem. The true concentration of the analyte present in the sample may be higher than the reported result. The data is considered estimated and usable for most decision-making purposes, including risk assessment.

R the analyte was not detected in the sample. The reported result has been qualified as unusable due to a major QA/QC problem found during validation. This flag does not address the presence or absence of the analyte of concern rather it addresses one or more major QA/QC problems associated with the reported result. If the analyte affected is critical to the project, resampling and reanalysis of the qualified result may be required.

D result reported from diluted sample run. The original analysis of the sample required dilution either because of matrix interferences in the sample or concentration above the calibration range for the method. The sample was rerun at a dilution to obtain a more reliable result. The reported result has been adjusted to reflect the dilution factor. The reported result should be considered estimated and usable for most decision-making purposes, including risk assessment.

B this flag indicates the reported result is greater than the MDL but less than 5 times the amount found in an associated field or laboratory blank. The reported result should be considered estimated and may be biased high due to the blank contamination. The true concentration of the analyte in the sample may be lower than the reported result. This flag may be combined with the 'J' qualifier to indicate the reported value is less than the PQL.

MDL the minimum concentration of an analyte that can be measured and reported with 99% confidence that the analyte concentration is greater than zero. The MDL is determined by multiplying the appropriate one-sided 99% t-statistic by the standard deviation obtained from the analysis of seven replicates of a matrix spike containing the analyte of interest at a concentration three to five times the estimated MDL. For seven replicates, the t-statistic is 3.143.

PQL the lowest concentration that can be reliably achieved within specified limits of precision and accuracy during routine laboratory conditions. The PQL is generally 5 to 10 times the MDL. However, it may be nominally chosen within these guidelines to simplify data reporting. For many analytes the PQL is selected as the lowest non-zero standard in the calibration curve.

OU-4 SAMPLING FOR THE PERIOD

1/04/01 TO 3/19/01

(REPORT NO. 3)

OU-4 SAMPLES COLLECTED FROM 1/04/01 TO 3/19/01 (Report No. 3)

(ordered by date)

SAMPLE ID	SAMPLE DATE	SDG NO.
OU4-AU12	1/4/2001	10123, 101025
OU4-AU12	1/5/2001	
OU4-4861IL	2/1/2001	102023 - 102024
OU4-4871GR	2/1/2001	102029
OU4-4730QS	2/1/2001	102029
OU4-4900QS	2/5/2001	102035
OU4-4717QS	2/5/2001	102034
OU4-4608RP	2/6/2001	102049
OU4-3700UA	2/6/2001	102046
OU4-4705QS	2/6/2001	102044
OU4-4717QS	2/6/2001	102046
OU4-4900IL	2/6/2001	102044, 102046
OU4-3819(48)	2/7/2001	102081
OU4-4710WL	2/7/2001	102051
OU4-3819(48)	2/8/2001	102075
OU4-4710WL	2/8/2001	102080
OU4-4710WL	2/9/2001	102091, 102096
OU4-4604RP	2/9/2001	102093
OU4-4629RP	2/12/2001	102108
OU4-4621RP	2/12/2001	102105 - 102106
OU4-4710WL	2/12/2001	102100, 102102
OU4-4633RP	2/13/2001	102124 - 102125
OU4-4629RP	2/13/2001	102123
OU4-4625RP	2/13/2001	102116
OU4-4641RP	2/14/2001	102137
OU4-4637RP	2/14/2001	102134, 102136
OU4-AU30	2/27/2001	102208
OU4-AU29	2/27/2001	102207
OU4-AU30	2/27/2001	102208
OU4-AU29	2/27/2001	102207
OU4-AU22	3/12/2001	103104
OU4-AU24	3/12/2001	103107
OU4-AU08	3/12/2001	103100
OU4-AU23	3/12/2001	103110
OU4-AU21	3/12/2001	103103
OU4-AU19	3/12/2001	103102
OU4-AU08	3/13/2001	103119 - 103122
OU4-AU25	3/13/2001	103123
OU4-AU27	3/13/2001	103123
OU4-AU26	3/13/2001	103123
OU4-AU10	3/14/2001	103136 - 103137
OU4-AU13	3/15/2001	103152 - 103153
OU4-AU14	3/16/2001	103169 - 103170
OU4-AU15	3/16/2001	103171 - 103173
OU4-AU14	3/19/2001	103169, 103174
OU4-AU11	3/19/2001	103188 - 103190

QUALITY ASSURANCE SUMMARY REPORT (NO. 3) FOR SAMPLES ASSOCIATED WITH SPRING VALLEY OU-4 SAMPLING

JANUARY 4, 2001 THROUGH MARCH 19, 2001

INTRODUCTION

This data validation summary report covers environmental samples collected from selected Spring Valley OU-4 sampling locations between January 4 and March 19, 2001. The samples are arranged by Sample Delivery Groups (SDGs). An SDG represents the group of samples that were prepared and analyzed together in the analytical batch with common laboratory QC samples. The sampling period in this report covers many SDGs as indicated on the tables. The samples were analyzed for arsenic, 1,4-oxathiane, 1,4-dithiane, and thiodiglycol.

All work was performed in accordance with the Work Management Plan (WMP) and Applicable Amendments prepared by Parsons. The WMP included a Quality Assurance Project Plan (QAPJP) that was also prepared and approved for use to ensure generation of legally defensible data. General Physics Laboratories (GPL) of Gaithersburg, Maryland and their sister laboratory, GEOMET, following procedures outlined in the QAPjP and the WMP, performed all analyses.

The samples discussed in this report are listed in the table. A glossary of the validation qualifiers is also presented at the end of this report.

EVALUATION CRITERIA

The data submitted by the laboratory has been reviewed and validated following the guidelines described in the QAPjP and consistent with Region III modifications to the USEPA Functional Guidelines for Evaluating Organic and Inorganic Data. All information included in the data packages have been reviewed and validated including

sample results, laboratory quality control results, chain-of-custody forms and all supporting raw data.

This report addresses only those problems affecting the usability of the data. A discussion of data validation qualifiers (flags) applied to the data and reasons for the qualifiers is also presented.

Deviations from the QAPjP or the analytical methods and a discussion of the overall usability of the data are also presented in the summary section of this report. QC problems leading to qualifying of data as unusable or rejected are presented in the Major Problems section. QA/QC problems leading to qualifying of data as estimated or not detected are presented in the Minor Problems section. Details concerning samples and target analytes affected are also presented.

SUMMARY

This section of this report discusses deviations from the QAPjP, other laboratory problems, QC problems leading to qualifying of data as rejected, estimated or not detected and the overall usability of the data.

Except as indicated in this report, the samples were collected, prepared and analyzed following the procedures described in the WMP and the QAPjP. Except as indicated in this report, all samples were prepared and analyzed within the specified holding times using the EPA-approved analytical procedures. The types and number of field and laboratory QC samples collected and analyzed met the QA objectives specified in the QAPjP.

No major QC problems leading to rejection of data were found during validation of the data for the samples in this sampling event.

The data as submitted by the laboratory and qualified following data validation are usable for the purposes of this project. The overall completeness for the sampling event is 100 percent since no data have been rejected and reported in the data tables.

Minor QC problems leading to qualifying of data as estimated or not detected included: sample dilution due to matrix interferences, ICP serial dilution outliers, accuracy and precision outliers and results above the MDL but less than the Practical Quantitation Limit (PQL). Details concerning these QC problems are presented in the Minor Problems section.

MAJOR PROBLEMS

As indicated above no major problems were found during validation of the data for this SDG. No reported results have been qualified as rejected or unusable. All reported results should be considered usable as qualified in the data summary tables.

MINOR PROBLEMS

This section of the QA summary report discusses QC problems leading to qualifying of data as estimated. The "J" qualifier is used to indicate estimated results. The flag indicates that the analyte was positively identified but the associated value may be imprecise due to QC problems.

As indicated above, QC problems leading to qualifying of data as estimated included: sample dilution due to matrix interferences, ICP serial dilution outliers, accuracy and precision outliers and results above the MDL but less than the PQL. Details concerning these problems are presented below by analytical parameter.

Metals

- Some reported results have been qualified as estimated and flagged ‘J’. The ‘J’ flag indicates the analyte was positively identified but the associated value is less than the PQL. Some samples in SDGs 103136, 103189, and 103190 were affected.

- Accuracy (matrix spike percent recovery) outliers were reported for arsenic. The reported results for arsenic in the affected samples have been qualified as estimated and flagged ‘L/UL’. The ‘L’ qualifier indicates a low bias meaning the actual result or PQL may be higher than the reported result. The reported

data is usable for most purposes, including risk assessment. Some samples in SDGs 103177 and 103193 were affected.

- Some samples required dilution due to matrix interferences in the samples. The reported results for arsenic in the affected samples have been flagged 'D' due to the necessary dilution. The 'D' qualifier indicates the reported result was obtained from the diluted sample. Samples in the following SDGs were affected: 101025, 101028, 101035, 101036, and 103188.

- ICP serial dilution outliers were reported for arsenic for the samples in the following SDGs: 102023, 102125, 102136, 102030, 102106, 102049, 102091, 102096, 102108, 102116, 102121, 102123, and 102079. The reported results for arsenic in the affected samples have been qualified as estimated and flagged 'J/UJ'.

- Precision (relative percent difference) outliers were reported for the laboratory duplicate associated with the following SDGs: 102026 and 102044. Reported results for the affected samples have been qualified as estimated and flagged 'J/UJ'.

GLOSSARY OF DATA VALIDATION QUALIFIERS

U the analyte was analyzed for and is not present. The associated numerical value (Method Detection Limit – MDL) indicates the minimum concentration that can be measured by the instrument with 99% confidence. The 'J' qualifier may be combined with the 'U' qualifier.

J the analyte was analyzed for and was detected in the samples, but the reported result is 'estimated' either because it is less than the PQL or at least one minor QA/QC problem was found during validation. Data with the 'J' qualifier is considered usable for most decision-making purposes, including risk assessment. The 'J' qualifier may be combined with the 'K' (high bias) or 'L' (low bias) qualifier when the bias resulting from a minor QA/QC problem can be determined. When combined with the 'K' or 'L' qualifier, the 'J' qualifier indicates the reported value is less than the PQL.

K the analyte was detected in the sample. The reported result is considered estimated and may be biased high, due to a minor QA/QC problem. The true concentration of the analyte present in the sample may be lower than the reported result. The data is considered estimated and usable for most decision-making purposes, including risk assessment.

L the analyte was detected in the sample. The reported result is considered estimated and may be biased low due to a minor QA/QC problem. The true concentration of the analyte present in the sample may be higher than the reported result. The data is considered estimated and usable for most decision-making purposes, including risk assessment.

R the analyte was not detected in the sample. The reported result has been qualified as unusable due to a major QA/QC problem found during validation. This flag does not address the presence or absence of the analyte of concern rather it addresses one or more major QA/QC problems associated with the reported result. If the analyte affected is critical to the project, resampling and reanalysis of the qualified result may be required.

D result reported from diluted sample run. The original analysis of the sample required dilution either because of matrix interferences in the sample or concentration above the calibration range for the method. The sample was rerun at a dilution to obtain a more reliable result. The reported result has been adjusted to reflect the dilution factor. The reported result should be considered estimated and usable for most decision-making purposes, including risk assessment.

B this flag indicates the reported result is greater than the MDL but less than 5 times the amount found in an associated field or laboratory blank. The reported result should be considered estimated and may be biased high due to the blank contamination. The true concentration of the analyte in the sample may be lower than the reported result. This flag may be combined with the 'J' qualifier to indicate the reported value is less than the PQL.

MDL the minimum concentration of an analyte that can be measured and reported with 99% confidence that the analyte concentration is greater than zero. The MDL is determined by multiplying the appropriate one-sided 99% t-statistic by the standard deviation obtained from the analysis of seven replicates of a matrix spike containing the analyte of interest at a concentration three to five times the estimated MDL. For seven replicates, the t-statistic is 3.143.

PQL the lowest concentration that can be reliably achieved within specified limits of precision and accuracy during routine laboratory conditions. The PQL is generally 5 to 10 times the MDL. However, it may be nominally chosen within these guidelines to simplify data reporting. For many analytes the PQL is selected as the lowest non-zero standard in the calibration curve.

OU-4 SAMPLING FOR THE PERIOD

3/20/01 TO 7/11/01

(REPORT NO.4)

OU-4 SAMPLES COLLECTED FROM 3/20/01 TO 7/11/01 (Report No. 4)
(ordered by date)

SAMPLE ID	SAMPLE DATE	SDG NO.
OU4-AU-KREEG	3/20/2001	103185
OU4-AU11	3/20/2001	103184
OU4-AU-KREEG	3/22/2001	103242
OU4-AU-KREEG	3/22/2001	103243
OU4-AU-KREEG	3/22/2001	103244
OU4-AU-KREEG	3/23/2001	103230
OU4-AU-WATKN	3/23/2001	103229
OU4-3300NA	4/12/2001	104096
OU4-3311NA	4/12/2001	104098
OU4-4900GR	4/12/2001	104099
OU4-3310(45)	4/13/2001	104121
OU4-3318(45)	4/13/2001	104115
OU4-3322(45)	4/13/2001	104122
OU4-3322(45)	4/16/2001	104130
OU4-4430-L4	4/16/2001	104129, 104128
OU4-4430-L3	4/16/2001	104126
OU4-4871GR	4/17/2001	104162
OU4-4871GR	4/17/2001	104145
OU4-4871GR	4/17/2001	104143
OU4-4871GR	4/17/2001	104138
OU4-3401-L2	4/18/2001	104158
OU4-3401-L1	4/18/2001	104160
OU4-3401-L1	4/18/2001	104158
OU4-3401-L2	4/18/2001	104160
OU4-4501MS	4/19/2001	104171
OU4-AU-KREEG	4/20/2001	103186
OU4-4900QS	6/20/2001	106110
OU4-4525MS	7/11/2001	107036

QUALITY ASSURANCE SUMMARY REPORT (NO. 4) FOR SAMPLES ASSOCIATED WITH SPRING VALLEY OU-4 SAMPLING

MARCH 20, 2001 THROUGH JULY 11, 2001

INTRODUCTION

This data validation summary report covers environmental samples collected from selected Spring Valley OU-4 sampling locations between March 20 and July 11, 2001. The samples are arranged by Sample Delivery Groups (SDGs). An SDG represents the group of samples that were prepared and analyzed together in the analytical batch with common laboratory QC samples. The sampling pereiod in this report includes several SDGs as indicated on the table. The samples were analyzed for one or more of the following parameters: arsenic, 1,4-oxthiane, 1,4-dithiane, and thiodiglycol.

All work was performed in accordance with the Work Management Plan (WMP) and Applicable Amendments prepared by Parsons. The WMP included a Quality Assurance Project Plan (QAPJP) that was also prepared and approved for use to ensure generation of legally defensible data. General Physics Laboratories (GPL) of Gaithersburg, Maryland and their sister laboratory, GEOMET, following procedures outlined in the QAPjP and the WMP, performed all analyses.

The samples discussed in this report are listed in the table. A glossary of the validation qualifiers is also presented at the end of this report.

EVALUATION CRITERIA

The data submitted by the laboratory has been reviewed and validated following the guidelines described in the QAPjP and consistent with Region III modifications to the USEPA Functional Guidelines for Evaluating Organic and Inorganic Data. All information included in the data packages have been reviewed and validated including

sample results, laboratory quality control results, chain-of-custody forms and all supporting raw data.

This report addresses only those problems affecting the usability of the data. A discussion of data validation qualifiers (flags) applied to the data and reasons for the qualifiers is also presented.

Deviations from the QAPjP or the analytical methods and a discussion of the overall usability of the data are also presented in the summary section of this report. QC problems leading to qualifying of data as unusable or rejected are presented in the Major Problems section. QA/QC problems leading to qualifying of data as estimated or not detected are presented in the Minor Problems section. Details concerning samples and target analytes affected are also presented.

SUMMARY

This section of this report discusses deviations from the QAPjP, other laboratory problems, QC problems leading to qualifying of data as rejected, estimated or not detected and the overall usability of the data.

Except as indicated in this report, the samples were collected, prepared and analyzed following the procedures described in the WMP and the QAPjP. Except as indicated in this report, all samples were prepared and analyzed within the specified holding times using the EPA-approved analytical procedures. The types and number of field and laboratory QC samples collected and analyzed met the QA objectives specified in the QAPjP.

No major QC problems leading to rejection of data were found during validation of the data for the samples in this sampling event.

The data as submitted by the laboratory and qualified following data validation are usable for the purposes of this project. The overall completeness for the sampling event is 100 percent since no data have been rejected and reported in the data tables.

Minor QC problems leading to qualifying of data as estimated or not detected included: results above the Method Detection Limit (MDL) but less than the Practical Quantitation Limit (PQL) and accuracy and precision (relative percent difference for lab duplicate) outliers. Details concerning these QC problems are presented in the Minor Problems section.

MAJOR PROBLEMS

As indicated above no major problems were found during validation of the data for this SDG. No reported results have been qualified as rejected or unusable. All reported results should be considered usable as qualified in the data summary tables.

MINOR PROBLEMS

This section of the QA summary report discusses QC problems leading to qualifying of data as estimated. The "J" qualifier is used to indicate estimated results. The flag indicates that the analyte was positively identified but the associated value may be imprecise due to QC problems.

As indicated above, QC problems leading to qualifying of data as estimated included: reported results above the MDL but less than the PQL and accuracy and precision outliers. Details concerning these problems are presented below by analytical parameter.

Metals

- Some reported arsenic results have been qualified as estimated and flagged 'J'. The 'J' flag indicates the analyte was positively identified but the associated value is less than the PQL. Samples in SDGs 103185, 103242, 103243, 103244, 103229, 104096, 104098, 104099, 104131, 104138, 104143, 104145, and 103186 were affected.

- Accuracy (matrix spike percent recovery) outliers were reported for some samples for arsenic analysis. The reported recovery for the MS associated with the samples was below the control limit. The reported results for the affected samples have been qualified as estimated and flagged 'L/UL'. The

‘L’ qualifier indicates a low bias meaning the actual result or PQL may be higher than reported. The qualified data is usable for most purposes including risk assessment. Samples in SDGs 104096 and 104158 were affected.

- Accuracy (matrix spike percent recovery) outliers were reported for some samples for arsenic analysis. The reported recovery for the MS associated with the samples was above the control limit. The reported results for the affected samples have been qualified as estimated and flagged ‘K’. The ‘K’ qualifier indicates a high bias meaning the actual result may be lower than reported. The qualified data is usable for most purposes including risk assessment. Samples in SDGs 104122 and 104129 were affected.

GLOSSARY OF DATA VALIDATION QUALIFIERS

U the analyte was analyzed for and is not present. The associated numerical value (Method Detection Limit – MDL) indicates the minimum concentration that can be measured by the instrument with 99% confidence. The 'J' qualifier may be combined with the 'U' qualifier.

J the analyte was analyzed for and was detected in the samples, but the reported result is 'estimated' either because it is less than the PQL or at least one minor QA/QC problem was found during validation. Data with the 'J' qualifier is considered usable for most decision-making purposes, including risk assessment. The 'J' qualifier may be combined with the 'K' (high bias) or 'L' (low bias) qualifier when the bias resulting from a minor QA/QC problem can be determined. When combined with the 'K' or 'L' qualifier, the 'J' qualifier indicates the reported value is less than the PQL.

K the analyte was detected in the sample. The reported result is considered estimated and may be biased high, due to a minor QA/QC problem. The true concentration of the analyte present in the sample may be lower than the reported result. The data is considered estimated and usable for most decision-making purposes, including risk assessment.

L the analyte was detected in the sample. The reported result is considered estimated and may be biased low due to a minor QA/QC problem. The true concentration of the analyte present in the sample may be higher than the reported result. The data is considered estimated and usable for most decision-making purposes, including risk assessment.

R the analyte was not detected in the sample. The reported result has been qualified as unusable due to a major QA/QC problem found during validation. This flag does not address the presence or absence of the analyte of concern rather it addresses one or more major QA/QC problems associated with the reported result. If the analyte affected is critical to the project, resampling and reanalysis of the qualified result may be required.

D result reported from diluted sample run. The original analysis of the sample required dilution either because of matrix interferences in the sample or concentration above the calibration range for the method. The sample was rerun at a dilution to obtain a more reliable result. The reported result has been adjusted to reflect the dilution factor. The reported result should be considered estimated and usable for most decision-making purposes, including risk assessment.

B this flag indicates the reported result is greater than the MDL but less than 5 times the amount found in an associated field or laboratory blank. The reported result should be considered estimated and may be biased high due to the blank contamination. The true concentration of the analyte in the sample may be lower than the reported result. This flag may be combined with the 'J' qualifier to indicate the reported value is less than the PQL.

MDL the minimum concentration of an analyte that can be measured and reported with 99% confidence that the analyte concentration is greater than zero. The MDL is determined by multiplying the appropriate one-sided 99% t-statistic by the standard deviation obtained from the analysis of seven replicates of a matrix spike containing the analyte of interest at a concentration three to five times the estimated MDL. For seven replicates, the t-statistic is 3.143.

PQL the lowest concentration that can be reliably achieved within specified limits of precision and accuracy during routine laboratory conditions. The PQL is generally 5 to 10 times the MDL. However, it may be nominally chosen within these guidelines to simplify data reporting. For many analytes the PQL is selected as the lowest non-zero standard in the calibration curve.

OU-4 SAMPLING FOR THE PERIOD

8/02/01 TO 7/01/02

(REPORT NO.5)

OU-4 SAMPLES COLLECTED FROM 8/02/01 TO 7/01/02 (Report No. 5)
(ordered by date)

SAMPLE ID	SAMPLE DATE	SDG NO.
OU4-3314(45)	8/2/2001	108017
OU4-3401-L2	9/13/2001	109067
OU4-4846GR	10/3/2001	110015
OU4-4711QS	10/3/2001	110015
OU4-4840GR	10/3/2001	110015
OU4-4846GR	10/22/2001	110115
OU4-4840GR	10/23/2001	110128
OU4-4810RP	10/23/2001	110128
OU4-4505MS	12/4/2001	112009
OU4-4810GR	1/7/2002	201032
OU4-4735WL	1/7/2002	201032
OU4-4800WL	1/7/2002	201032
OU4-4822WL	1/7/2002	201032
OU4-4839IL	5/1/2002	205014
OU4-4767IL	7/1/2002	207007
OU4-4850GR	7/1/2002	207007
OU4-4527MS	7/1/2002	207007
OU4-4915GR	7/1/2002	207007

QUALITY ASSURANCE SUMMARY REPORT (NO. 5) FOR SAMPLES ASSOCIATED WITH SPRING VALLEY OU-4 SAMPLING

AUGUST 2, 2001 THROUGH JULY 1, 2002

INTRODUCTION

This data validation summary report covers environmental samples collected from selected Spring Valley OU-4 sampling locations between August 2, 2001 and July 1, 2002. The samples are arranged by Sample Delivery Groups (SDGs). An SDG represents the group of samples that were prepared and analyzed together in the analytical batch with common laboratory QC samples. The sampling period in this report includes several SDGs as indicated on the table. The samples were analyzed for one or more of the following parameters: arsenic, 1,4-oxthiane, 1,4-dithiane, and thiodiglycol.

All work was performed in accordance with the Work Management Plan (WMP) and Applicable Amendments prepared by Parsons. The WMP included a Quality Assurance Project Plan (QAPJP) that was also prepared and approved for use to ensure generation of legally defensible data. General Physics Laboratories (GPL) of Gaithersburg, Maryland and their sister laboratory, GEOMET, following procedures outlined in the QAPjP and the WMP, performed all analyses.

The samples discussed in this report are listed in the table. A glossary of the validation qualifiers is also presented at the end of this report.

EVALUATION CRITERIA

The data submitted by the laboratory has been reviewed and validated following the guidelines described in the QAPjP and consistent with Region III modifications to the USEPA Functional Guidelines for Evaluating Organic and Inorganic Data. All information included in the data packages have been reviewed and validated including

sample results, laboratory quality control results, chain-of-custody forms and all supporting raw data.

This report addresses only those problems affecting the usability of the data. A discussion of data validation qualifiers (flags) applied to the data and reasons for the qualifiers is also presented.

Deviations from the QAPjP or the analytical methods and a discussion of the overall usability of the data are also presented in the summary section of this report. QC problems leading to qualifying of data as unusable or rejected are presented in the Major Problems section. QA/QC problems leading to qualifying of data as estimated or not detected are presented in the Minor Problems section. Details concerning samples and target analytes affected are also presented.

SUMMARY

This section of this report discusses deviations from the QAPjP, other laboratory problems, QC problems leading to qualifying of data as rejected, estimated or not detected and the overall usability of the data.

Except as indicated in this report, the samples were collected, prepared and analyzed following the procedures described in the WMP and the QAPjP. Except as indicated in this report, all samples were prepared and analyzed within the specified holding times using the EPA-approved analytical procedures. The types and number of field and laboratory QC samples collected and analyzed met the QA objectives specified in the QAPjP.

No major QC problems leading to rejection of data were found during validation of the data for the samples in this sampling event.

The data as submitted by the laboratory and qualified following data validation are usable for the purposes of this project. The overall completeness for the sampling event is 100 percent since no data have been rejected and reported in the data tables.

Minor QC problems leading to qualifying of data as estimated or not detected included: results above the Method Detection Limit (MDL) but less than the Practical Quantitation Limit (PQL) and accuracy and precision (relative percent difference for lab duplicate) outliers. Details concerning these QC problems are presented in the Minor Problems section.

MAJOR PROBLEMS

As indicated above no major problems were found during validation of the data for this SDG. No reported results have been qualified as rejected or unusable. All reported results should be considered usable as qualified in the data summary tables.

MINOR PROBLEMS

This section of the QA summary report discusses QC problems leading to qualifying of data as estimated. The "J" qualifier is used to indicate estimated results. The flag indicates that the analyte was positively identified but the associated value may be imprecise due to QC problems.

As indicated above, QC problems leading to qualifying of data as estimated included: reported results above the MDL but less than the PQL and accuracy and precision outliers. Details concerning these problems are presented below by analytical parameter.

Metals

- Some reported arsenic results have been qualified as estimated and flagged 'J'. The 'J' flag indicates the analyte was positively identified but the associated value is less than the PQL. Samples in the following SDGs were affected: 109067, 110128, 112009, 201032, 205014, and 207007.

- Accuracy (matrix spike percent recovery) outliers were reported for some samples for arsenic analysis. The reported recovery for the MS associated with the samples was below the control limit. The reported results for the affected samples have been qualified as estimated and flagged 'L/UL'. The 'L' qualifier indicates a low bias meaning the actual result or PQL may be

higher than reported. The qualified data is usable for most purposes including risk assessment. Some samples in SDG 112009 were affected.

- Precision (relative percent difference) outliers were reported for the laboratory duplicate associated with SDG 110115. Reported results for the affected samples have been qualified as estimated and flagged 'J/UJ'.

GLOSSARY OF DATA VALIDATION QUALIFIERS

U the analyte was analyzed for and is not present. The associated numerical value (Method Detection Limit – MDL) indicates the minimum concentration that can be measured by the instrument with 99% confidence. The 'J' qualifier may be combined with the 'U' qualifier.

J the analyte was analyzed for and was detected in the samples, but the reported result is 'estimated' either because it is less than the PQL or at least one minor QA/QC problem was found during validation. Data with the 'J' qualifier is considered usable for most decision-making purposes, including risk assessment. The 'J' qualifier may be combined with the 'K' (high bias) or 'L' (low bias) qualifier when the bias resulting from a minor QA/QC problem can be determined. When combined with the 'K' or 'L' qualifier, the 'J' qualifier indicates the reported value is less than the PQL.

K the analyte was detected in the sample. The reported result is considered estimated and may be biased high, due to a minor QA/QC problem. The true concentration of the analyte present in the sample may be lower than the reported result. The data is considered estimated and usable for most decision-making purposes, including risk assessment.

L the analyte was detected in the sample. The reported result is considered estimated and may be biased low due to a minor QA/QC problem. The true concentration of the analyte present in the sample may be higher than the reported result. The data is considered estimated and usable for most decision-making purposes, including risk assessment.

R the analyte was not detected in the sample. The reported result has been qualified as unusable due to a major QA/QC problem found during validation. This flag does not address the presence or absence of the analyte of concern rather it addresses one or more major QA/QC problems associated with the reported result. If the analyte affected is critical to the project, resampling and reanalysis of the qualified result may be required.

D result reported from diluted sample run. The original analysis of the sample required dilution either because of matrix interferences in the sample or concentration above the calibration range for the method. The sample was rerun at a dilution to obtain a more reliable result. The reported result has been adjusted to reflect the dilution factor. The reported result should be considered estimated and usable for most decision-making purposes, including risk assessment.

B this flag indicates the reported result is greater than the MDL but less than 5 times the amount found in an associated field or laboratory blank. The reported result should be considered estimated and may be biased high due to the blank contamination. The true concentration of the analyte in the sample may be lower than the reported result. This flag may be combined with the 'J' qualifier to indicate the reported value is less than the PQL.

MDL the minimum concentration of an analyte that can be measured and reported with 99% confidence that the analyte concentration is greater than zero. The MDL is determined by multiplying the appropriate one-sided 99% t-statistic by the standard deviation obtained from the analysis of seven replicates of a matrix spike containing the analyte of interest at a concentration three to five times the estimated MDL. For seven replicates, the t-statistic is 3.143.

PQL the lowest concentration that can be reliably achieved within specified limits of precision and accuracy during routine laboratory conditions. The PQL is generally 5 to 10 times the MDL. However, it may be nominally chosen within these guidelines to simplify data reporting. For many analytes the PQL is selected as the lowest non-zero standard in the calibration curve.

OU-5 SAMPLING FOR THE PERIOD

4/03/01 TO 6/29/01

(REPORT NO.6)

OU-5 SAMPLES COLLECTED FROM 4/03/01 TO 6/29/01 (Report No. 6)
(ordered by date)

SAMPLE ID	SAMPLE DATE	SDG NO.
OU5-CTA-1C-5054SegS	4/3/2001	104020
OU5-CTA-1C-5046SegS	4/3/2001	104019
OU5-CTA-1C-3720FR	4/4/2001	104031
OU5-CTA-1C-5040SegS	4/4/2001	104028
OU5-CSA-10-4800QS	5/31/2001	105193
OU5-CSA-11-3619FR	5/31/2001	105193
OU5-CSA-4-4644TS	5/31/2001	105193
OU5-CSA-12-4907IL	5/31/2001	105193
OU5-CSA-11-4930QS	5/31/2001	105193
OU5-CSA-12-4845LR	5/31/2001	105193
OU5-CSA-3-4734MA	6/1/2001	106002
OU5-CSA-11-4922QS	6/1/2001	106002
OU5-CSA-6-4300(42)	6/5/2001	106017
OU5-CSA-11-3701FR	6/5/2001	106017
OU5-CTA-1D-4020(49)	6/6/2001	106025
OU5-CTA-1C-3650FR	6/6/2001	106025
OU5-CTA-1B-4030(51)	6/6/2001	106025
OU5-CTA-1C-3700FR	6/6/2001	106025
OU5-CTA-1D-3801FR	6/6/2001	106025
OU5-CTA-1C-4015(51)	6/6/2001	106025
OU5-CTA-1D-4014(49)	6/6/2001	106025
OU5-CTA-1C-3706FR	6/6/2001	106025
OU5-CTA-1B-4100(52)	6/6/2001	106025
OU5-CTA-1D-3823FR	6/7/2001	106033
OU5-CTA-1D-3823FR	6/7/2001	106031
OU5-CTA-1B-4055(52T)	6/7/2001	106033
OU5-CTA-1D-3939FR	6/7/2001	106033
OU5-CTA-1D-4926US	6/7/2001	106031
OU5-CTA-1A-4200FR	6/7/2001	106031
OU5-CTA-1A-4227FR	6/7/2001	106033
OU5-CTA-1D-4926US	6/7/2001	106033
OU5-CTA-1A-4200FR	6/7/2001	106033
OU5-CTA-1B-4055(52T)	6/7/2001	106031
OU5-CTA-1A-5015VNS	6/8/2001	106048
OU5-CSA-2-5002MA	6/8/2001	106048
OU5-CTA-1A-5011WS	6/8/2001	106048
OU5-CTA-1B-4015(52)	6/8/2001	106048
OU5-CTA-1A-5015WS	6/8/2001	106048
OU5-CTA-1D-4909RS	6/8/2001	106048
OU5-CTA-1D-4925US	6/8/2001	106048
OU5-CTA-1A-5012WS	6/8/2001	106048
OU5-CTA-1D-4907TS	6/8/2001	106048
OU5-CTA-1C-5018VNS	6/8/2001	106048
OU5-CTA-1A-5011WS	6/8/2001	106055
OU5-CTA-1A-5015VNS	6/8/2001	106055
OU5-CTA-1A-5015WS	6/8/2001	106055
OU5-CTA-1D-4925US	6/8/2001	106055
OU5-CSA-11-5001RP	6/11/2001	106056
OU5-CTA-1B-3810(52)	6/11/2001	106056
OU5-CTA-1C-5001US	6/11/2001	106056

OU-5 SAMPLES COLLECTED FROM 4/03/01 TO 6/29/01 (Report No. 6)
(ordered by date)

SAMPLE ID	SAMPLE DATE	SDG NO.
OU5-CTA-1A-5018WS	6/11/2001	106056
OU5-CTA-1C-3740FR	6/11/2001	106056
OU5-CTA-1B-4005(52)	6/11/2001	106056
OU5-CTA-1C-5015RP	6/11/2001	106056
OU5-CTA-1D-4930TS	6/11/2001	106056
OU5-CTA-1C-5001US	6/11/2001	106062
OU5-CTA-1C-5016US	6/12/2001	106064
OU5-CTA-1A-5045VNS	6/12/2001	106064
OU5-CSA-4-4010(48)	6/12/2001	106064
OU5-CTA-1A-5001WS	6/12/2001	106064
OU5-CTA-1A-5003WS	6/12/2001	106064
OU5-CTA-1D-4913RS	6/12/2001	106064
OU5-CTA-1A-4210FR	6/13/2001	106078
OU5-CTA-1D-4919SegS	6/13/2001	106078
OU5-CTA-1A-5108(52C)	6/13/2001	106078
OU5-CTA-1C-5038VNS	6/13/2001	106078
OU5-CTA-1D-4101FR	6/13/2001	106078
OU5-CTA-1D-4830TS	6/13/2001	106078
OU5-CTA-1C-5160TS	6/13/2001	106078
OU5-CTA-1A-4210FR	6/13/2001	106077
OU5-CSA-2-5040AS	6/13/2001	106078
OU5-CTA-1D-4101FR	6/13/2001	106077
OU5-CTA-1C-5010VNS	6/14/2001	106080
OU5-CTA-1C-5166TS	6/14/2001	106079
OU5-CTA-1A-5006WS	6/14/2001	106079
OU5-CTA-1A-5104WP	6/14/2001	106079
OU5-CTA-1D-3914(49)	6/14/2001	106079
OU5-CTA-1A-4214(50)	6/14/2001	106079
OU5-CSA-2-5153YS	6/14/2001	106079
OU5-CTA-1A-4214(50)	6/14/2001	106080
OU5-CTA-1C-5010VNS	6/14/2001	106079
OU5-CTA-1A-5006WS	6/14/2001	106080
OU5-CTA-1A-5109WP	6/14/2001	106079
OU5-CTA-1B-5129(52)	6/15/2001	106089
OU5-CTA-1A-4246(50)	6/15/2001	106089
OU5-CTA-1A-5112(52C)	6/15/2001	106089
OU5-CTA-1B-5100US	6/15/2001	106089
OU5-CTA-1C-5100VNS	6/15/2001	106089
OU5-CTA-1C-5120VNS	6/15/2001	106089
OU5-CTA-1A-4246(50)	6/15/2001	106090
OU5-CTA-1A-5005WS	6/15/2001	106089
OU5-CTA-1C-5101US	6/15/2001	106089
OU5-CTA-1C-5017US	6/18/2001	106099
OU5-CTA-1D-4920RS	6/18/2001	106099
OU5-CTA-1A-5111(52C)	6/18/2001	106099
OU5-CSA-4-3910(47)	6/18/2001	106099
OU5-CTA-1A-5107(52C)	6/18/2001	106100
OU5-CTA-1B-4020(51)	6/18/2001	106099
OU5-CTA-1A-5107(52C)	6/18/2001	106099
OU5-CTA-1C-5132TS	6/18/2001	106099

OU-5 SAMPLES COLLECTED FROM 4/03/01 TO 6/29/01 (Report No. 6)
(ordered by date)

SAMPLE ID	SAMPLE DATE	SDG NO.
OU5-CTA-1C-5050VNS	6/18/2001	106099
OU5-CTA-1A-5115VNS	6/19/2001	106102
OU5-CTA-1C-5025RP	6/19/2001	106102
OU5-CTA-1B-5163TS	6/19/2001	106102
OU5-CTA-1A-5023WS	6/19/2001	106102
OU5-CTA-1A-4200(49)	6/19/2001	106102
OU5-CTA-1D-4911SegS	6/19/2001	106102
OU5-CTA-1B-5163TS	6/19/2001	106105
OU5-CTA-1C-5040US	6/19/2001	106102
OU5-CTA-1D-4911SegS	6/19/2001	106105
OU5-CTA-1D-4915SegS	6/19/2001	106102
OU5-CTA-1C-5025TS	6/20/2001	106112
OU5-CTA-1C-5109US	6/20/2001	106112
OU5-CTA-1A-5101VNS	6/20/2001	106112
OU5-CTA-1C-5142TS	6/20/2001	106112
OU5-CTA-1A-5021VNS	6/20/2001	106112
OU5-CTA-1A-4208(50)	6/21/2001	106118
OU5-CTA-1A-5110(52C)	6/21/2001	106119
OU5-CTA-1C-5011SegS	6/21/2001	106119
OU5-CTA-1A-4208(50)	6/21/2001	106119
OU5-CTA-1C-5041US	6/21/2001	106118
OU5-CTA-1C-5011SegS	6/21/2001	106118
OU5-CTA-1A-5110(52C)	6/21/2001	106118
OU5-CSA-10-3712(48)	6/21/2001	106118
OU5-CTA-1B-5137(52)	6/21/2001	106118
OU5-CTA-1C-5053SegS	6/21/2001	106118
OU5-CTA-1C-3712FR	6/22/2001	106129
OU5-CTA-1B-3838(52)	6/22/2001	106130
OU5-CTA-1A-4220FR	6/22/2001	106130
OU5-CTA-1A-4220FR	6/22/2001	106129
OU5-CTA-1C-5025US	6/22/2001	106129
OU5-CTA-1C-3730FR	6/22/2001	106129
OU5-CTA-1A-5104(52C)	6/22/2001	106129
OU5-CTA-1B-3820(52)	6/22/2001	106129
OU5-CTA-1B-3838(52)	6/22/2001	106129
OU5-CTA-1B-3801(52)	6/22/2001	106129
OU5-CTA-1A-4248(50)	6/25/2001	106136
OU5-CTA-1D-3810(49)	6/25/2001	106139
OU5-CTA-1D-3819(49)	6/25/2001	106139
OU5-CTA-1D-3900(49)	6/25/2001	106139
OU5-CTA-1D-4910SegS	6/25/2001	106139
OU5-CTA-1A-4226(50)	6/25/2001	106139
OU5-CTA-1A-4230FR	6/25/2001	106139
OU5-CTA-1A-4201FR	6/25/2001	106139
OU5-CTA-1D-3819(49)	6/25/2001	106136
OU5-CTA-1A-4230FR	6/25/2001	106136
OU5-CTA-1D-4910SegS	6/25/2001	106136
OU5-CTA-1B-4040(51)	6/25/2001	106136
OU5-CTA-1A-4226(50)	6/25/2001	106136
OU5-CTA-1A-4201FR	6/25/2001	106136

OU-5 SAMPLES COLLECTED FROM 4/03/01 TO 6/29/01 (Report No. 6)
(ordered by date)

SAMPLE ID	SAMPLE DATE	SDG NO.
OU5-CTA-1D-3900(49)	6/25/2001	106136
OU5-CTA-1C-3812FR	6/25/2001	106136
OU5-CTA-1D-3810(49)	6/25/2001	106136
OU5-CTA-1A-5013WS	6/26/2001	106145
OU5-CTA-1A-5004WS	6/26/2001	106145
OU5-CTA-1C-3750FR	6/26/2001	106147
OU5-CTA-1A-5013WS	6/26/2001	106147
OU5-CTA-1C-5035RP	6/26/2001	106147
OU5-CTA-1D-4926SegS	6/26/2001	106147
OU5-CTA-1B-5169TS	6/26/2001	106147
OU5-CTA-1B-5116RP	6/26/2001	106147
OU5-CTA-1C-5035RP	6/26/2001	106145
OU5-CTA-1A-5004WS	6/26/2001	106147
OU5-CTA-1B-5169TS	6/26/2001	106145
OU5-CTA-1B-5124RP	6/26/2001	106147
OU5-CTA-1B-5141TS	6/26/2001	106147
OU5-CTA-1D-3806(49)	6/27/2001	106156
OU5-CTA-1C-5012TS	6/27/2001	106157
OU5-CTA-1D-4924SegS	6/27/2001	106157
OU5-CTA-1D-4922SegS	6/27/2001	106157
OU5-CTA-1A-4911VNS	6/27/2001	106157
OU5-CTA-1D-3806(49)	6/27/2001	106157
OU5-CTA-1C-5024SegS	6/27/2001	106157
OU5-CTA-1D-4927SegS	6/27/2001	106157
OU5-CTA-1A-5120(52)	6/27/2001	106157
OU5-CTA-1A-5116(52)	6/27/2001	106157
OU5-CTA-1D-4923SegS	6/27/2001	106157
OU5-CTA-1C-5046SegS	6/28/2001	106165
OU5-CTA-1C-5054SegS	6/28/2001	106165
OU5-CTA-1C-5046SegS	6/29/2001	106186
OU5-CTA-1C-5040SegS	6/29/2001	106186
OU5-CSA-4-3900(48)	6/29/2001	106186
OU5-CSA-2-5101YS	6/29/2001	106186
OU5-CSA-4-4007(49)	6/29/2001	106186
OU5-CSA-10-3715(49)	6/29/2001	106186
OU5-CSA-10-3721(49)	6/29/2001	106186
OU5-CSA-4-3916(48)	6/29/2001	106186
OU5-CTA-1C-5054SegS	6/29/2001	106186

QUALITY ASSURANCE SUMMARY REPORT (NO. 6) FOR SAMPLES ASSOCIATED WITH SPRING VALLEY OU-5 SAMPLING

SAMPLING FOR APRIL 3, 2001 THROUGH JUNE 29, 2001

INTRODUCTION

This data validation summary report covers environmental samples collected from selected Spring Valley OU-5 sampling locations between April 3 and June 29, 2001. The samples are identified by Sample Delivery Groups (SDGs). An SDG represents the samples that were prepared and analyzed together (i.e., the analytical batch) with common laboratory QC samples. The sampling period covered in this report includes many SDGs, as indicated on the tables. Analytes in these SDGs include arsenic, 1,4-oxathiane, 1,4-dithiane, thiodiglycol, explosives, lewisite (CVAA/CVAO), sulfur mustard, and total cyanide.

All work was performed in accordance with the OU-5 Work Management Plan (WMP) prepared by Parsons. The WMP included a Quality Assurance Project Plan (QAPJP) that was also prepared and approved for use to ensure generation of legally defensible data. General Physics Laboratories (GPL) of Gaithersburg, Maryland and their sister laboratory, GEOMET, following procedures outlined in the QAPjP and the WMP, performed all analyses.

The samples discussed in this report are listed in the table. A glossary of the validation qualifiers is presented at the end of this report.

EVALUATION CRITERIA

The data submitted by the laboratory has been reviewed and validated following the guidelines described in the QAPjP and consistent with Region III modifications to the USEPA Functional Guidelines for Evaluating Organic and Inorganic Data. All information included in the data packages have been reviewed and validated including

sample results, laboratory quality control results, chain-of-custody forms and all supporting raw data.

This report addresses only those problems affecting the usability of the data. A discussion of data validation qualifiers (flags) applied to the data and reasons for the qualifiers is also presented.

Deviations from the QAPjP or the analytical methods and a discussion of the overall usability of the data are also presented in the summary section of this report. QC problems leading to qualifying of data as unusable or rejected are presented in the Major Problems section. QA/QC problems leading to qualifying of data as estimated or not detected are presented in the Minor Problems section. Details concerning samples and target analytes affected are also presented.

SUMMARY

This section of this report discusses deviations from the QAPjP, other laboratory problems, QC problems leading to qualifying of data as rejected, estimated or not detected, and the overall usability of the data.

Except as indicated in this report, the samples were collected, prepared and analyzed following the procedures described in the WMP and the QAPjP. Except as indicated in this report, all samples were prepared and analyzed within the specified holding times using the EPA-approved analytical procedures. The types and number of field and laboratory QC samples collected and analyzed met the QA objectives specified in the QAPjP.

No major QC problems leading to rejection of data were found during validation of the data for the samples in this sampling event.

The data as submitted by the laboratory and qualified following data validation are usable for the purposes of this project. The overall completeness for the sampling event is 100 percent since no data have been rejected and reported in the data tables.

Minor QC problems leading to qualifying of data as estimated or not detected included: equipment blank contamination; accuracy (% recovery) outliers, precision (RPD) outliers, calibration outliers, holding time violations and reported detections less than the practical quantitation limit (PQL). Details concerning these QC problems are presented in the Minor Problems section.

MAJOR PROBLEMS

As indicated above no major problems were found during validation of the data for these SDGs. No reported results have been qualified as rejected or unusable. All reported results should be considered usable as qualified in the data tables.

MINOR PROBLEMS

This section of the QA summary report discusses QC problems leading to qualifying of data as estimated. The "J" qualifier is used to indicate estimated results. The flag indicates that the analyte was positively identified but the associated value may be imprecise due to QC problems.

As indicated above, QC problems leading to qualifying of data as estimated included: laboratory and field blank contamination; accuracy and precision outliers, calibration outliers, internal standard outliers and reported detections less than the PQL. Details concerning these problems are presented below by analytical parameter.

Organosulfur Compounds

- Accuracy outliers were reported for the laboratory control samples (LCS) associated with the following SDGs (analytical batches): 106031, 106080, 106090, 106100, 106105, 106119 and 106130. The reported percent recovery for target analyte 1,4-dithiane was below the control limit. Although the analyte was not detected in any of the affected samples, the reported PQLs have been qualified as estimated and flagged ‘UL’. The ‘L’ qualifier indicates a low bias meaning the true PQL may be higher than the reported PQL. The reported data is usable for most purposes, including risk assessment.

- Accuracy outliers were reported for the LCS associated with the following SDGs: 106055, 106062, 106077, 106139, 106145 and 106156. The reported recoveries for 1,4-dithiane and 1,4-oxathiane were below the control limits. Although the analytes were not detected in any of the affected samples, the reported PQLs have been qualified as estimated and flagged 'UL'. The 'L' qualifier indicates a low bias meaning the true PQL may be higher than the reported PQL.

- Accuracy outliers were reported for the LCS associated with some equipment blanks (OU5-CTA-1A-4226 (50)-SBEB01 and OU5-CTA-1B-5212 (UT)-SB-EB02) associated with some of the environmental samples. The reported recoveries for target analytes 1,4-oxathiane or 1,4-dithiane were below the control limits. Although the analytes were not detected in any of the affected samples, the reported PQL have been qualified as estimated and flagged 'UL'.

Explosives

- The laboratory reported that the required QC for target explosive nitroglycerine was not performed with the initial extraction for some samples in SDGs 106119, 106130 and 106145. The affected samples were re-extracted outside the required holding time. The laboratory reported the results from the re-extractions only. Although the target analyte was not detected in any of the affected samples, in either the original or re-extracted samples, the reported PQLs for the affected samples have been qualified as estimates and flagged 'UJ' due to the holding time violation.

- Accuracy outliers were reported for nitrobenzene for the LCS associated with the samples in SDGs: 106100 and 106105. The reported recoveries were below the control limit. Reported results for the affected target analytes in the affected samples have been qualified as estimates and flagged 'UL' and should be considered biased low**.** The 'L qualifier indicates a low bias meaning the true PQL may be higher than the reported PQL. The reported data is usable for most purposes, including risk assessment.

- Accuracy outliers were reported for the LCS associated with SDG 106031. The reported percent recoveries were below the control limit. Although the target analytes were not detected in any of the affected samples, the reported PQLs have been qualified as estimated and flagged 'UL'. The 'L' qualifier indicates a low bias meaning the true PQL may be higher than the reported PQL. The reported data is usable for most purposes, including risk assessment.

Thiodiglycol

- Accuracy outliers were reported for thiodiglycol for the LCS associated with the equipment blank in SDG 106139 (OU5-CTA-1A-4226 (50)-SB-EB01). The reported recovery was below the control limit. The reported PQL for thiodiglycol in the equipment blank has been qualified as estimates and flagged 'UL' and should be considered biased low.

Metals

- Some reported arsenic results have been qualified as estimated and flagged 'J'. This flag indicates the analyte was positively identified but the associated value is less than the PQL. Samples in the following SDGs were affected: 106025, 106033, 106048, 106056, 106064, 106078, 106079, 106089, 104020 and 104028.

- Accuracy (matrix spike percent recovery) outliers were reported for arsenic. The reported results for arsenic in the affected samples have been qualified as estimated and flagged 'L/UL'. The 'L' qualifier indicates a low bias meaning the actual result or PQL may be higher than the reported result. The reported data is usable for most purposes, including risk assessment. Samples in the following SDGs were affected: 106118, 106129, 106165 and 106186.

- Accuracy (matrix spike percent recovery) outliers were reported for arsenic. The reported results for arsenic in the affected samples have been qualified as estimated and flagged 'K/JK'. The 'K' qualifier indicates a high bias meaning the actual result may be lower than the reported result. The reported data is

usable for most purposes, including risk assessment. Samples in the following SDGs were affected: 104028, 106025, 106102 and 106112.

- Precision (relative percent difference) outliers were reported for arsenic for the laboratory duplicate associated with the following SDGs: 106102, 106118, 106129, 106136, 106147, 106157 and 106165. The reported results for arsenic in the affected samples have been qualified as estimated and flagged 'J/UJ'.

- The equipment blank associated with the samples in SDG 106186 contained arsenic. Reported detections of arsenic in the associated samples at levels comparable to the level found in the equipment blank have been qualified as estimates and flagged 'B/JB'. These results should be considered biased high due to the equipment blank contamination.

GLOSSARY OF DATA VALIDATION QUALIFIERS

U the analyte was analyzed for and is not present. The associated numerical value (Method Detection Limit – MDL) indicates the minimum concentration that can be measured by the instrument with 99% confidence. The 'J' qualifier may be combined with the 'U' qualifier.

J the analyte was analyzed for and was detected in the samples, but the reported result is 'estimated' either because it is less than the PQL or at least one minor QA/QC problem was found during validation. Data with the 'J' qualifier is considered usable for most decision-making purposes, including risk assessment. The 'J' qualifier may be combined with the 'K' (high bias) or 'L' (low bias) qualifier when the bias resulting from a minor QA/QC problem can be determined. When combined with the 'K' or 'L' qualifier, the 'J' qualifier indicates the reported value is less than the PQL.

K the analyte was detected in the sample. The reported result is considered estimated and may be biased high, due to a minor QA/QC problem. The true concentration of the analyte present in the sample may be lower than the reported result. The data is considered estimated and usable for most decision-making purposes, including risk assessment.

L the analyte was detected in the sample. The reported result is considered estimated and may be biased low due to a minor QA/QC problem. The true concentration of the analyte present in the sample may be higher than the reported result. The data is considered estimated and usable for most decision-making purposes, including risk assessment.

R the analyte was not detected in the sample. The reported result has been qualified as unusable due to a major QA/QC problem found during validation. This flag does not address the presence or absence of the analyte of concern rather it addresses one or more major QA/QC problems associated with the reported result. If the analyte affected is critical to the project, resampling and reanalysis of the qualified result may be required.

D result reported from diluted sample run. The original analysis of the sample required dilution either because of matrix interferences in the sample or concentration above the calibration range for the method. The sample was rerun at a dilution to obtain a more reliable result. The reported result has been adjusted to reflect the dilution factor. The reported result should be considered estimated and usable for most decision-making purposes, including risk assessment.

B this flag indicates the reported result is greater than the MDL but less than 5 times the amount found in an associated field or laboratory blank. The reported result should be considered estimated and may be biased high due to the blank contamination. The true concentration of the analyte in the sample may be lower than the reported result. This flag may be combined with the 'J' qualifier to indicate the reported value is less than the PQL.

MDL the minimum concentration of an analyte that can be measured and reported with 99% confidence that the analyte concentration is greater than zero. The MDL is determined by multiplying the appropriate one-sided 99% t-statistic by the standard deviation obtained from the analysis of seven replicates of a matrix spike containing the analyte of interest at a concentration three to five times the estimated MDL. For seven replicates, the t-statistic is 3.143.

PQL the lowest concentration that can be reliably achieved within specified limits of precision and accuracy during routine laboratory conditions. The PQL is generally 5 to 10 times the MDL. However, it may be nominally chosen within these guidelines to simplify data reporting. For many analytes the PQL is selected as the lowest non-zero standard in the calibration curve.

OU-5 SAMPLING FOR THE PERIOD

7/02/01 TO 9/07/01

(REPORT NO.7)

OU-5 SAMPLES COLLECTED FROM 7/02/01 TO 9/07/01 (Report No. 7)
(ordered by date)

SAMPLE ID	SAMPLE DATE	SDG NO.
OU5-CTA-1C-5033US	7/2/2001	106191
OU5-CTA-1C-5024US	7/2/2001	106191
OU5-CTA-1C-5006TS	7/2/2001	106191
OU5-CTA-1C-4000FR	7/2/2001	106191
OU5-CTA-1A-5112(52)	7/2/2001	106191
OU5-CTA-1D-4900SegS	7/2/2001	106191
OU5-CTA-1A-5137VNS	7/2/2001	106191
OU5-CSA-3-4215(49)	7/2/2001	106191
OU5-CTA-1D-4930SegS	7/2/2001	106191
OU5-CTA-1C-5058SegS	7/2/2001	106191
OU5-CTA-1D-4900SegS	7/2/2001	106190
OU5-CTA-1C-5117US	7/3/2001	106195
OU5-CTA-1A-5001VNS	7/3/2001	106194
OU5-CTA-1A-5001VNS	7/3/2001	106195
OU5-CTA-1C-5125US	7/3/2001	106195
OU5-CTA-1A-5014WS	7/3/2001	106195
OU5-CTA-1C-5044VNS	7/5/2001	107003
OU5-CTA-1D-3933FR	7/5/2001	107003
OU5-CTA-1A-5106(52C)	7/5/2001	107005
OU5-CTA-1D-3921(49)	7/5/2001	107003
OU5-CTA-1A-4232(50)	7/5/2001	107003
OU5-CTA-1A-4232(50)	7/5/2001	107005
OU5-CTA-1D-4841SegS	7/5/2001	107005
OU5-CTA-1A-5106(52C)	7/5/2001	107003
OU5-CSA-2-5101YP	7/5/2001	107003
OU5-CTA-1C-5019SegS	7/5/2001	107003
OU5-CTA-1D-4841SegS	7/5/2001	107003
OU5-CTA-1D-3933FR	7/5/2001	107005
OU5-CTA-1A-5102(52C)	7/5/2001	107003
OU5-CTA-1D-3913(49)	7/5/2001	107003
OU5-CSA-8-4456SegS	7/6/2001	107014
OU5-CSA-10-3808UA	7/6/2001	107014
OU5-CSA-2-5108YS	7/6/2001	107014
OU5-CSA-3-4251FR	7/6/2001	107014
OU5-CSA-10-3702CP	7/6/2001	107014
OU5-CSA-10-3637(49)	7/6/2001	107014
OU5-CSA-12-5063OR	7/6/2001	107014
OU5-CSA-10-3812(47)	7/6/2001	107014
OU5-CSA-4-3900UA	7/6/2001	107014
OU5-CSA-12-5069OR	7/6/2001	107014
OU5-CSA-2-5111YP	7/6/2001	107014
OU5-CSA-2-5143YS	7/6/2001	107014
OU5-CSA-4-4812TS	7/6/2001	107014
OU5-CSA-4-3908(48)	7/6/2001	107014
OU5-CSA-4-4015(49)	7/6/2001	107014
OU5-CSA-2-4400(50)	7/6/2001	107014
OU5-CSA-3-4113(49)	7/6/2001	107014
OU5-CSA-10-3645(49)	7/6/2001	107014
OU5-CSA-11-3601FR	7/6/2001	107014
OU5-CSA-11-3716(49)	7/6/2001	107014
OU5-CSA-2-5118YS	7/6/2001	107014
OU5-CSA-10-4828QS	7/6/2001	107014
OU5-CSA-11-4985RP	7/6/2001	107014
OU5-CSA-12-5057OR	7/6/2001	107014
OU5-CSA-10-4813QS	7/6/2001	107014
OU5-CSA-12-5051OR	7/6/2001	107014
OU5-CTA-1A-5009WS	7/9/2001	107017
OU5-CTA-1D-4920US	7/9/2001	107017
OU5-CTA-1D-4914US	7/9/2001	107017
OU5-CTA-1A-4209(50)	7/9/2001	107017
OU5-CTA-1D-4937TS	7/9/2001	107017
OU5-CTA-1D-4929TS	7/9/2001	107017

OU-5 SAMPLES COLLECTED FROM 7/02/01 TO 9/07/01 (Report No. 7)
(ordered by date)

SAMPLE ID	SAMPLE DATE	SDG NO.
OU5-CTA-1C-4125(52)	7/9/2001	107017
OU5-CTA-1A-4998WS	7/9/2001	107017
OU5-CTA-1A-4209(50)	7/9/2001	107018
OU5-CTA-1A-4219(50)	7/9/2001	107017
OU5-CTA-1A-4225(50)	7/9/2001	107017
OU5-CTA-1A-4225(50)	7/9/2001	107018
OU5-CTA-1A-4219(50)	7/9/2001	107018
OU5-CTA-1D-4826SegS	7/10/2001	107029
OU5-CTA-1D-4847SegS	7/10/2001	107029
OU5-CTA-1D-4831SegS	7/10/2001	107027
OU5-CTA-1D-4856SegS	7/10/2001	107029
OU5-CTA-1D-4835SegS	7/10/2001	107029
OU5-CTA-1D-4834SegS	7/10/2001	107029
OU5-CTA-1D-4831SegS	7/10/2001	107038
OU5-CTA-1D-4833RS	7/10/2001	107029
OU5-CTA-1D-4840SegS	7/10/2001	107029
OU5-CTA-1D-4833RS	7/10/2001	107027
OU5-CSA-10-3714CP	7/10/2001	107027
OU5-CTA-1D-4911TS	7/10/2001	107027
OU5-CTA-1D-4834SegS	7/10/2001	107027
OU5-CTA-1D-4856SegS	7/10/2001	107027
OU5-CTA-1D-4835SegS	7/10/2001	107027
OU5-CTA-1A-5010WS	7/10/2001	107027
OU5-CTA-1D-4840SegS	7/10/2001	107027
OU5-CTA-1D-4847SegS	7/10/2001	107027
OU5-CTA-1D-4826SegS	7/10/2001	107027
OU5-CTA-1D-4805SegS	7/11/2001	107037
OU5-CTA-1D-4853SegS	7/11/2001	107037
OU5-CTA-1A-5103(52C)	7/11/2001	107037
OU5-CTA-1D-4825RS	7/11/2001	107038
OU5-CTA-1A-5114(52)	7/11/2001	107037
OU5-CTA-1D-3816(48)	7/11/2001	107037
OU5-CTA-1D-4936RS	7/11/2001	107037
OU5-CTA-1D-4825RS	7/11/2001	107037
OU5-CTA-1D-4853SegS	7/11/2001	107037
OU5-CTA-1D-4107FR	7/11/2001	107037
OU5-CTA-1D-4107FR	7/11/2001	107038
OU5-CTA-1C-5032US	7/11/2001	107037
OU5-CTA-1D-4905RS	7/12/2001	107050
OU5-CTA-1D-4840RS	7/12/2001	107050
OU5-CTA-1D-4900RS	7/12/2001	107050
OU5-CTA-1B-5212UT	7/12/2001	107053
OU5-CTA-1D-4907US	7/12/2001	107050
OU5-CTA-1D-4917RS	7/12/2001	107050
OU5-CTA-1D-4838RS	7/12/2001	107050
OU5-CTA-1D-3915(49)	7/12/2001	107050
OU5-CTA-1B-5212UT	7/12/2001	107050
OU5-CSA-5-4102(46)	7/13/2001	107064
OU5-CSA-4-4822US	7/13/2001	107064
OU5-CSA-6-4201WS	7/13/2001	107064
OU5-CSA-10-4720SegS	7/13/2001	107064
OU5-CSA-5-4221(45)	7/13/2001	107064
OU5-CSA-4-4021(48)	7/13/2001	107064
OU5-CSA-10-3817(47)	7/13/2001	107064
OU5-CSA-6-4205WS	7/13/2001	107064
OU5-CSA-5-4450VP	7/13/2001	107064
OU5-CSA-4-4004(48)	7/13/2001	107064
OU5-CSA-11-4929HL	7/13/2001	107064
OU5-CSA-4-4009(48)	7/13/2001	107064
OU5-CSA-6-4200(43)	7/13/2001	107064
OU5-CSA-10-3818(47)	7/13/2001	107064
OU5-CSA-3-4205(49)	7/13/2001	107064

OU-5 SAMPLES COLLECTED FROM 7/02/01 TO 9/07/01 (Report No. 7)
(ordered by date)

SAMPLE ID	SAMPLE DATE	SDG NO.
OU5-CSA-4-3915(48)	7/13/2001	107064
OU5-CSA-3-4207(48P)	7/13/2001	107064
OU5-CSA-3-4109(49)	7/13/2001	107064
OU5-CSA-10-3810(47)	7/13/2001	107064
OU5-CSA-4-3905(47)	7/13/2001	107064
OU5-CSA-10-3729CP	7/13/2001	107064
OU5-CSA-10-3718UA	7/13/2001	107064
OU5-CSA-10-3713CP	7/13/2001	107064
OU5-CSA-10-3710CP	7/13/2001	107064
OU5-CSA-10-3709CP	7/13/2001	107064
OU5-CSA-4-3915(47)	7/13/2001	107064
OU5-CSA-10-3706CP	7/13/2001	107064
OU5-CSA-6-4217VNS	7/13/2001	107064
OU5-CSA-4-3911(47)	7/13/2001	107064
OU5-CSA-3-4208(48P)	7/13/2001	107064
OU5-CSA-6-4301(45)	7/13/2001	107064
OU5-CSA-8-4444SS	7/13/2001	107064
OU5-CSA-5-4150(46)	7/13/2001	107064
OU5-CSA-10-3705CP	7/13/2001	107064
OU5-CSA-4-3920(47)	7/13/2001	107064
OU5-CSA-4-3901(47)	7/13/2001	107064
OU5-CSA-10-3814(47)	7/13/2001	107064
OU5-CSA-4-3906(47)	7/13/2001	107064
OU5-CSA-5-4104(46)	7/13/2001	107064
OU5-CSA-4-3909(48)	7/13/2001	107064
OU5-CSA-3-4117(48)	7/13/2001	107064
OU5-CTA-1B-3949(52)	7/16/2001	107068
OU5-CTA-1C-3808FR	7/16/2001	107068
OU5-CTA-1D-3908(49)	7/16/2001	107068
OU5-CTA-1D-4801RS	7/16/2001	107068
OU5-CTA-1D-4822TS	7/16/2001	107068
OU5-CTA-1B-3803(52)	7/16/2001	107068
OU5-CTA-1D-4823SegS	7/16/2001	107068
OU5-CTA-1B-3815(52)	7/16/2001	107068
OU5-CTA-1B-4000(52)	7/16/2001	107068
OU5-CTA-1D-4811SegS	7/16/2001	107068
OU5-CTA-1D-4901RS	7/17/2001	107079
OU5-CTA-1D-4930RS	7/17/2001	107079
OU5-CTA-1D-4924VNS	7/17/2001	107079
OU5-CTA-1D-4918TS	7/17/2001	107079
OU5-CTA-1D-4908US	7/17/2001	107079
OU5-CTA-1C-5020SegS	7/17/2001	107079
OU5-CTA-1D-4940RS	7/17/2001	107079
OU5-CTA-1D-4912TS	7/17/2001	107079
OU5-CTA-1B-5175TS	7/17/2001	107079
OU5-CTA-1B-5175TS	7/17/2001	107078
OU5-CTA-1D-4914SegS	7/17/2001	107079
OU5-CTA-1B-5131(52)	7/18/2001	107090
OU5-CTA-1A-5106WP	7/18/2001	107090
OU5-CTA-1A-5107WP	7/18/2001	107090
OU5-CTA-1D-4822RS	7/18/2001	107090
OU5-CTA-1C-5033TS	7/18/2001	107090
OU5-CTA-1D-4834RS	7/18/2001	107090
OU5-CTA-1A-5016WS	7/18/2001	107090
OU5-CTA-1C-5047SegS	7/18/2001	107090
OU5-CTA-1B-5153TS	7/18/2001	107090
OU5-CTA-1C-5100TS	7/18/2001	107090
OU5-CTA-1B-5155RP	7/18/2001	107090
OU5-CTA-1D-4916VNS	7/19/2001	107100
OU5-CTA-1D-3815(49)	7/19/2001	107100
OU5-CTA-1D-3816(49)	7/19/2001	107100
OU5-CTA-1C-5074SegS	7/19/2001	107100

OU-5 SAMPLES COLLECTED FROM 7/02/01 TO 9/07/01 (Report No. 7)
(ordered by date)

SAMPLE ID	SAMPLE DATE	SDG NO.
OU5-CTA-1B-4050(52)	7/19/2001	107100
OU5-CTA-1B-4010(51)	7/19/2001	107100
OU5-CSA-2-5101YP	7/19/2001	107100
OU5-CTA-1D-3816(49)	7/19/2001	107101
OU5-CTA-1C-5068SegS	7/19/2001	107100
OU5-CSA-2-5101YP	7/19/2001	107101
OU5-CTA-1B-4050(52)	7/19/2001	107101
OU5-CTA-1C-5068SegS	7/19/2001	107101
OU5-CTA-1C-5074SegS	7/19/2001	107101
OU5-CTA-1D-3815(49)	7/19/2001	107101
OU5-CSA-11-4901QS	7/20/2001	107111
OU5-CSA-2-5118WP	7/20/2001	107111
OU5-CSA-6-4305VNS	7/20/2001	107111
OU5-CSA-6-4329VP	7/20/2001	107111
OU5-CSA-2-5120WP	7/20/2001	107111
OU5-CSA-6-4315VNS	7/20/2001	107111
OU5-CSA-10-3715(48)	7/20/2001	107111
OU5-CSA-2-5109(52)	7/20/2001	107111
OU5-CSA-6-4336WS	7/20/2001	107111
OU5-CSA-2-5117(52)	7/20/2001	107111
OU5-CSA-6-4324(43)	7/20/2001	107111
OU5-CSA-2-5105(52)	7/20/2001	107111
OU5-CSA-6-4321(43)	7/20/2001	107111
OU5-CSA-3-4204(48P)	7/20/2001	107111
OU5-CSA-2-5108WP	7/20/2001	107111
OU5-CSA-6-4331(43)	7/20/2001	107111
OU5-CSA-6-4317WinP	7/20/2001	107111
OU5-CSA-6-4211(43)	7/20/2001	107111
OU5-CSA-7-4316VNS	7/20/2001	107111
OU5-CSA-4-4722US	7/20/2001	107111
OU5-CSA-6-4312WS	7/20/2001	107111
OU5-CSA-12-3514OC	7/20/2001	107111
OU5-CSA-6-4311WinP	7/20/2001	107111
OU5-CSA-11-4955QS	7/20/2001	107111
OU5-CSA-2-5111(52)	7/20/2001	107111
OU5-CSA-2-5123(52)	7/20/2001	107111
OU5-CSA-6-4236AP	7/20/2001	107111
OU5-CSA-2-5139YS	7/20/2001	107111
OU5-CSA-2-5112WP	7/20/2001	107111
OU5-CSA-2-5114WP	7/20/2001	107111
OU5-CSA-6-4221VNS	7/20/2001	107111
OU5-CTA-1B-5135TS	7/23/2001	107112
OU5-CTA-1D-4921TS	7/23/2001	107112
OU5-CTA-1D-4936TS	7/23/2001	107112
OU5-CTA-1A-5105(52C)	7/23/2001	107112
OU5-CTA-1B-5132RP	7/23/2001	107112
OU5-CTA-1C-5027SegS	7/23/2001	107112
OU5-CTA-1C-5001SegS	7/23/2001	107112
OU5-CTA-1C-5001SegS	7/23/2001	107116
OU5-CTA-1D-4921TS	7/23/2001	107116
OU5-CTA-1C-5041SegS	7/23/2001	107112
OU5-CSA-4-4735TS	7/24/2001	107126
OU5-CTA-1C-3940FR	7/24/2001	107126
OU5-CSA-6-4445WS	7/24/2001	107126
OU5-CSA-8-4420SegS	7/24/2001	107126
OU5-CTA-1D-4800SegS	7/24/2001	107126
OU5-CSA-2-5133YS	7/24/2001	107126
OU5-CSA-5-4532VNS	7/24/2001	107126
OU5-CSA-6-4345VP	7/24/2001	107126
OU5-CSA-2-5133YS	7/24/2001	107128
OU5-CTA-1A-4221FR	7/24/2001	107126
OU5-CSA-11-3717FR	7/24/2001	107126

OU-5 SAMPLES COLLECTED FROM 7/02/01 TO 9/07/01 (Report No. 7)
(ordered by date)

SAMPLE ID	SAMPLE DATE	SDG NO.
OU5-CTA-1C-3940FR	7/24/2001	107127
OU5-CSA-5-4602VNS	7/24/2001	107126
OU5-CSA-8-4438TinS	7/24/2001	107126
OU5-CSA-6-4358WinP	7/24/2001	107126
OU5-CSA-3-4105(49)	7/24/2001	107128
OU5-CSA-3-4105(49)	7/24/2001	107126
OU5-CSA-8-4446TinS	7/24/2001	107126
OU5-CSA-8-4462TinS	7/24/2001	107126
OU5-CSA-5-4207(45)	7/24/2001	107126
OU5-CSA-10-4813WL	7/24/2001	107128
OU5-CSA-6-4224AP	7/24/2001	107126
OU5-CSA-4-4608MA	7/24/2001	107126
OU5-CSA-10-4813WL	7/24/2001	107126
OU5-CSA-3-4821VNS	7/25/2001	107128
OU5-CSA-5-4647MA	7/25/2001	107128
OU5-CSA-5-4651MA	7/25/2001	107128
OU5-CSA-10-4714SegS	7/25/2001	107128
OU5-CSA-12-4848RP	7/25/2001	107128
OU5-CSA-5-4600VNS	7/25/2001	107128
OU5-CSA-4-4701SegS	7/25/2001	107128
OU5-CSA-8-4435SS	7/25/2001	107128
OU5-CSA-5-4512VNS	7/25/2001	107128
OU5-CSA-8-4434TinS	7/25/2001	107128
OU5-CSA-8-4424SegS	7/25/2001	107128
OU5-CSA-12-4801LR	7/25/2001	107128
OU5-CSA-10-4700RS	7/25/2001	107128
OU5-CSA-8-4455SS	7/25/2001	107128
OU5-CSA-10-4612SegS	7/25/2001	107128
OU5-CSA-11-4910HL	7/25/2001	107128
OU5-CSA-3-4715US	7/25/2001	107128
OU5-CSA-6-4440WinP	7/25/2001	107128
OU5-CSA-6-4220AP	7/25/2001	107128
OU5-CSA-4-4625SegS	7/25/2001	107128
OU5-CSA-4-4628TS	7/25/2001	107128
OU5-CSA-5-4616VNS	7/25/2001	107128
OU5-CSA-4-4616MA	7/25/2001	107128
OU5-CSA-6-4337VP	7/25/2001	107128
OU5-CSA-5-4534VNS	7/25/2001	107128
OU5-CSA-12-4921RP	7/25/2001	107128
OU5-CSA-12-4901LR	7/25/2001	107128
OU5-CSA-6-4353WS	7/25/2001	107128
OU5-CSA-10-4601RS	7/25/2001	107128
OU5-CSA-6-4444WinP	7/25/2001	107128
OU5-CSA-4-4619SegS	7/25/2001	107128
OU5-CSA-3-4105(49)	7/25/2001	107129
OU5-CSA-10-4813WL	7/25/2001	107129
OU5-CSA-2-5133YS	7/25/2001	107129
OU5-CSA-11-3729FR	7/26/2001	107138
OU5-CSA-3-4732VNS	7/26/2001	107147
OU5-CSA-10-4813QS	7/26/2001	107147
OU5-CSA-11-3729FR	7/26/2001	107147
OU5-CSA-11-3735FR	7/26/2001	107147
OU5-CSA-2-5110YS	7/26/2001	107147
OU5-CSA-10-3880UA	7/26/2001	107147
OU5-CSA-11-3717FR	7/26/2001	107147
OU5-CSA-10-4800QS	7/26/2001	107147
OU5-CSA-2-5110YS	7/26/2001	107138
OU5-CSA-3-4732VNS	7/26/2001	107138
OU5-CSA-11-3735FR	7/26/2001	107138
OU5-CSA-11-3717FR	7/26/2001	107138
OU5-CSA-10-3880UA	7/26/2001	107138
OU5-CSA-10-4813QS	7/26/2001	107138

OU-5 SAMPLES COLLECTED FROM 7/02/01 TO 9/07/01 (Report No. 7)
(ordered by date)

SAMPLE ID	SAMPLE DATE	SDG NO.
OU5-CSA-10-4800QS	7/26/2001	107138
OU5-CTA-1C-3800FR	7/26/2001	107138
OU5-CSA-7-4010VNS	7/26/2001	107147
OU5-CSA-7-4010VNS	7/26/2001	107138
OU5-CSA-10-4844QS	7/26/2001	107138
OU5-CSA-10-4844QS	7/26/2001	107147
OU5-CSA-6-4449WS	7/27/2001	107139
OU5-CSA-12-4903RP	7/27/2001	107139
OU5-CSA-3-4212(48P)	7/27/2001	107139
OU5-CSA-4-4710TS	7/27/2001	107139
OU5-CSA-3-4829US	7/27/2001	107139
OU5-CSA-12-4853RP	7/27/2001	107139
OU5-CSA-12-4926RP	7/27/2001	107139
OU5-CSA-12-4850RP	7/27/2001	107139
OU5-CSA-10-4628SegS	7/27/2001	107139
OU5-CSA-8-4450TinS	7/27/2001	107139
OU5-CSA-11-4915HL	7/27/2001	107139
OU5-CSA-11-4955GR	7/27/2001	107139
OU5-CSA-3-4805VNS	7/27/2001	107139
OU5-CSA-12-4837LR	7/27/2001	107139
OU5-CSA-10-4708SegS	7/27/2001	107139
OU5-CSA-4-4800US	7/27/2001	107139
OU5-CSA-12-4856RP	7/27/2001	107139
OU5-CSA-12-4830RP	7/27/2001	107139
OU5-CSA-4-4710US	7/27/2001	107139
OU5-CSA-3-4121(48)	7/27/2001	107139
OU5-CSA-11-4943HL	7/27/2001	107139
OU5-CSA-4-4654US	7/27/2001	107139
OU5-CSA-11-4962QS	7/27/2001	107139
OU5-CSA-3-4835VNS	7/27/2001	107139
OU5-CSA-11-4923HL	7/27/2001	107139
OU5-CSA-11-4959HL	7/27/2001	107139
OU5-CSA-12-4907RP	7/27/2001	107139
OU5-CSA-6-4323WS	7/27/2001	107139
OU5-CSA-6-4348WS	7/27/2001	107139
OU5-CSA-12-4934IL	7/27/2001	107139
OU5-CSA-12-4960RP	7/27/2001	107139
OU5-CSA-12-4929RP	7/27/2001	107139
OU5-CSA-12-4928IL	7/27/2001	107139
OU5-CSA-4-4721TS	7/27/2001	107139
OU5-CSA-11-4932HL	7/27/2001	107139
OU5-CSA-11-4926HL	7/27/2001	107139
OU5-CSA-3-4747US	7/27/2001	107139
OU5-CSA-12-4916RP	7/27/2001	107139
OU5-CSA-10-4701RS	7/27/2001	107139
OU5-CSA-4-4715SegS	7/27/2001	107139
OU5-CSA-6-4333VNS	7/30/2001	107158
OU5-CSA-6-4340VP	7/30/2001	107157
OU5-CSA-3-4849US	7/30/2001	107158
OU5-CSA-8-4453SegS	7/30/2001	107158
OU5-CSA-3-4849US	7/30/2001	107157
OU5-CSA-6-4256WS	7/30/2001	107158
OU5-CSA-6-4256WS	7/30/2001	107157
OU5-CSA-6-4340VP	7/30/2001	107158
OU5-CSA-6-4344VP	7/30/2001	107158
OU5-CTA-1D-4936RS	7/30/2001	107157
OU5-CTA-1D-4936RS	7/30/2001	107158
OU5-CSA-6-4344VP	7/30/2001	107157
OU5-CSA-8-4453SegS	7/30/2001	107157
OU5-CSA-6-4333VNS	7/30/2001	107157
OU5-CTA-1D-4021FR	7/30/2001	107158
OU5-CSA-6-4300(42)	7/30/2001	107157

OU-5 SAMPLES COLLECTED FROM 7/02/01 TO 9/07/01 (Report No. 7)
(ordered by date)

SAMPLE ID	SAMPLE DATE	SDG NO.
OU5-CSA-6-4300(42)	7/30/2001	107158
OU5-CTA-1D-4021FR	7/30/2001	107157
OU5-CTA-1C-5032TS	7/31/2001	107164
OU5-CTA-1A-4250FR	7/31/2001	107164
OU5-CTA-1C-4020FR	7/31/2001	107164
OU5-CTA-1A-5008WS	7/31/2001	107164
OU5-CTA-1D-4841RS	7/31/2001	107164
OU5-CTA-1A-5021WS	7/31/2001	107164
OU5-CTA-1A-5008WS	7/31/2001	108002
OU5-CTA-1D-4941TS	7/31/2001	107164
OU5-CTA-1C-4020FR	7/31/2001	108002
OU5-CTA-1D-3807FR	7/31/2001	108002
OU5-CTA-1C-5030VNS	7/31/2001	107164
OU5-CTA-1D-4841RS	7/31/2001	108002
OU5-CTA-1D-3807FR	7/31/2001	107164
OU5-CTA-1D-4941TS	7/31/2001	108002
OU5-CSA-11-4912QS	8/1/2001	108015
OU5-CTA-1D-4830TS	8/1/2001	108014
OU5-CSA-11-4912QS	8/1/2001	108014
OU5-CSA-6-4340WinP	8/1/2001	108015
OU5-CSA-6-4340WinP	8/1/2001	108014
OU5-CSA-11-3630FR	8/1/2001	108015
OU5-CTA-1D-4810SegS	8/1/2001	108014
OU5-CTA-1A-4235FR	8/1/2001	108014
OU5-CTA-1D-3812(48)	8/1/2001	108014
OU5-CSA-11-4980HL	8/1/2001	108014
OU5-CSA-11-3630FR	8/1/2001	108014
OU5-CSA-11-4971HL	8/1/2001	108014
OU5-CTA-1D-4814SegS	8/2/2001	108019
OU5-CTA-1A-5002WS	8/2/2001	108019
OU5-CSA-13-L46	8/2/2001	108019
OU5-CTA-1B-4054(52T)	8/2/2001	108019
OU5-CTA-1B-4060(52T)	8/2/2001	108019
OU5-CSA-13-L51	8/2/2001	108019
OU5-CSA-13-L41	8/2/2001	108019
OU5-CTA-1B-4054(52T)	8/2/2001	108020
OU5-CSA-11-4939QS	8/2/2001	108019
OU5-CTA-1D-4814SegS	8/2/2001	108020
OU5-CSA-13-L47	8/2/2001	108019
OU5-CTA-1B-4060(52T)	8/2/2001	108020
OU5-CSA-11-4939QS	8/2/2001	108020
OU5-CSA-13-L41	8/2/2001	108020
OU5-CSA-13-L46	8/2/2001	108020
OU5-CSA-13-L47	8/2/2001	108020
OU5-CSA-13-L51	8/2/2001	108020
OU5-CTA-1A-5002WS	8/2/2001	108020
OU5-CSA-2-5107(52)	8/3/2001	108026
OU5-CSA-2-5110WP	8/3/2001	108026
OU5-CSA-8-4452SegS	8/3/2001	108026
OU5-CSA-12-5011OR	8/3/2001	108026
OU5-CSA-2-5109YS	8/3/2001	108026
OU5-CSA-12-5020OR	8/3/2001	108026
OU5-CSA-12-5034OR	8/3/2001	108026
OU5-CSA-12-5039OR	8/3/2001	108026
OU5-CSA-10-4711RS	8/3/2001	108026
OU5-CSA-11-4940HL	8/3/2001	108026
OU5-CSA-12-4833RP	8/3/2001	108026
OU5-CSA-4-4810US	8/3/2001	108026
OU5-CSA-2-5131WP	8/3/2001	108026
OU5-CSA-2-5112AS	8/3/2001	108026
OU5-CSA-12-5000OR	8/3/2001	108026
OU5-CSA-2-5103(52)	8/3/2001	108026

OU-5 SAMPLES COLLECTED FROM 7/02/01 TO 9/07/01 (Report No. 7)
(ordered by date)

SAMPLE ID	SAMPLE DATE	SDG NO.
OU5-CSA-12-4970RP	8/3/2001	108026
OU5-CSA-8-4422SS	8/3/2001	108026
OU5-CSA-8-4440SegS	8/3/2001	108026
OU5-CSA-5-4601MA	8/3/2001	108026
OU5-CSA-12-5015OR	8/3/2001	108026
OU5-CSA-2-5038MA	8/3/2001	108026
OU5-CSA-6-4322(42)	8/3/2001	108026
OU5-CSA-11-4973HL	8/3/2001	108026
OU5-CSA-10-4831QS	8/3/2001	108026
OU5-CSA-12-5060OR	8/3/2001	108026
OU5-CSA-12-5110RP	8/3/2001	108026
OU5-CSA-3-4120(48)	8/3/2001	108026
OU5-CSA-2-5115WP	8/3/2001	108026
OU5-CSA-2-5112MA	8/3/2001	108026
OU5-CSA-7-4100NA	8/3/2001	108026
OU5-CSA-3-4225(49)	8/3/2001	108026
OU5-CSA-11-4965RP	8/3/2001	108026
OU5-CSA-6-4232AP	8/3/2001	108026
OU5-CSA-2-5117AS	8/3/2001	108026
OU5-CSA-6-4228AP	8/3/2001	108026
OU5-CSA-12-5053LR	8/3/2001	108026
OU5-CSA-4-4601TS	8/3/2001	108026
OU5-CSA-12-4984RP	8/3/2001	108026
OU5-CSA-3-4724VNS	8/3/2001	108026
OU5-CSA-11-4969HL	8/3/2001	108026
OU5-CSA-4-4600MA	8/3/2001	108026
OU5-CSA-10-3724UA	8/6/2001	108028
OU5-CSA-4-3900UA	8/6/2001	108030
OU5-CSA-10-4722RS	8/6/2001	108030
OU5-CSA-10-4701RS	8/6/2001	108030
OU5-CSA-11-4960HL	8/6/2001	108028
OU5-CSA-11-4960HL	8/6/2001	108030
OU5-CSA-11-4935HL	8/6/2001	108028
OU5-CSA-12-3500OC	8/6/2001	108030
OU5-CSA-11-4935HL	8/6/2001	108030
OU5-CSA-3-4803VNS	8/6/2001	108030
OU5-CSA-10-3724UA	8/6/2001	108030
OU5-CSA-5-4655MA	8/6/2001	108028
OU5-CSA-12-3500OC	8/6/2001	108028
OU5-CSA-10-4701RS	8/6/2001	108028
OU5-CSA-3-4803VNS	8/6/2001	108028
OU5-CSA-4-3900UA	8/6/2001	108028
OU5-CSA-10-4722RS	8/6/2001	108028
OU5-CSA-4-4820US	8/7/2001	108048
OU5-CSA-6-4305WS	8/7/2001	108048
OU5-CSA-11-5001RP	8/7/2001	108048
OU5-CSA-11-4985RP	8/7/2001	108048
OU5-CSA-6-4409WS	8/7/2001	108048
OU5-CSA-3-4832VNS	8/7/2001	108048
OU5-CSA-6-4305WS	8/7/2001	108047
OU5-CSA-7-4360VNS	8/7/2001	108047
OU5-CSA-4-4820US	8/7/2001	108047
OU5-CSA-11-4985RP	8/7/2001	108047
OU5-CSA-11-5001RP	8/7/2001	108047
OU5-CSA-6-4409WS	8/7/2001	108047
OU5-CSA-10-3702CP	8/7/2001	108047
OU5-CSA-6-4410(42)	8/7/2001	108047
OU5-CSA-3-4832VNS	8/7/2001	108047
OU5-CSA-6-4410(42)	8/7/2001	108048
OU5-CSA-10-3702CP	8/7/2001	108048
OU5-CTA-1A-5002(50P)	8/8/2001	108059
OU5-CSA-8-3901(45)	8/8/2001	108058

OU-5 SAMPLES COLLECTED FROM 7/02/01 TO 9/07/01 (Report No. 7)
(ordered by date)

SAMPLE ID	SAMPLE DATE	SDG NO.
OU5-CTA-1A-5004(50P)	8/8/2001	108059
OU5-CTA-1A-5006(50P)	8/8/2001	108059
OU5-CSA-4-3915(48)	8/8/2001	108059
OU5-CTA-1A-5005(50P)	8/8/2001	108059
OU5-CSA-4-3915(48)	8/8/2001	108058
OU5-CSA-8-3901(45)	8/8/2001	108059
OU5-CSA-13-L39	8/9/2001	108069
OU5-CSA-13-L44	8/9/2001	108069
OU5-CSA-13-L71	8/9/2001	108069
OU5-CSA-2-5100YS	8/9/2001	108069
OU5-CTA-1A-4992WS	8/9/2001	108069
OU5-CTA-1A-4988WS	8/9/2001	108068
OU5-CSA-2-5102YS	8/9/2001	108068
OU5-CSA-2-5100YS	8/9/2001	108068
OU5-CSA-13-L44	8/9/2001	108068
OU5-CTA-1A-4992WS	8/9/2001	108068
OU5-CSA-13-L71	8/9/2001	108068
OU5-CSA-13-L39	8/9/2001	108068
OU5-CSA-2-5103YC	8/9/2001	108068
OU5-CSA-6-4453WS	8/10/2001	108070
OU5-CSA-12-4914GR	8/10/2001	108070
OU5-CSA-12-4940IL	8/10/2001	108070
OU5-CSA-3-4840VNS	8/10/2001	108070
OU5-CSA-8-4469SegS	8/10/2001	108070
OU5-CSA-2-5129WP	8/10/2001	108070
OU5-CSA-2-5116WP	8/10/2001	108070
OU5-CSA-10-4610RS	8/10/2001	108070
OU5-CSA-3-4736MA	8/10/2001	108070
OU5-CSA-10-4725QS	8/10/2001	108070
OU5-CSA-3-4833US	8/10/2001	108070
OU5-CSA-12-5000RP	8/10/2001	108070
OU5-CSA-4-4728TS	8/10/2001	108070
OU5-CSA-4-4801TS	8/10/2001	108070
OU5-CSA-10-4807QS	8/10/2001	108070
OU5-CSA-4-4719SegS	8/10/2001	108070
OU5-CSA-12-5042OR	8/10/2001	108070
OU5-CSA-11-4951RP	8/10/2001	108070
OU5-CSA-11-4977GR	8/10/2001	108070
OU5-CSA-11-4975HL	8/10/2001	108070
OU5-CSA-12-5001LR	8/10/2001	108070
OU5-CSA-12-5045OR	8/10/2001	108070
OU5-CTA-1A-5108(52)	8/13/2001	108082
OU5-CTA-1B-5201UT	8/13/2001	108082
OU5-CTA-1A-5103WP	8/13/2001	108083
OU5-CSA-2-5100MA	8/13/2001	108083
OU5-CTA-1D-4931US	8/13/2001	108083
OU5-CTA-1A-5104(52)	8/13/2001	108082
OU5-CTA-1A-5026WS	8/13/2001	108082
OU5-CTA-1A-5103WP	8/13/2001	108082
OU5-CTA-1C-5000VNS	8/13/2001	108082
OU5-CTA-1D-4931US	8/13/2001	108082
OU5-CSA-2-5100MA	8/13/2001	108082
OU5-CSA-7-L41	8/14/2001	108105
OU5-CSA-4-4728US	8/14/2001	108105
OU5-CTA-1D-4821RS	8/14/2001	108105
OU5-CTA-1D-3809(49)	8/14/2001	108105
OU5-CTA-1C-5017TS	8/14/2001	108106
OU5-CTA-1D-4828RS	8/14/2001	108106
OU5-CSA-6-4422(42)	8/14/2001	108105
OU5-CSA-4-4728US	8/15/2001	108106
OU5-CSA-9-L16	8/15/2001	108114
OU5-CSA-9-L47	8/15/2001	108114

OU-5 SAMPLES COLLECTED FROM 7/02/01 TO 9/07/01 (Report No. 7)
(ordered by date)

SAMPLE ID	SAMPLE DATE	SDG NO.
OU5-CSA-6-4422(42)	8/15/2001	108106
OU5-CSA-9-L22	8/15/2001	108114
OU5-CSA-9-L23	8/15/2001	108114
OU5-CSA-9-L47	8/15/2001	108113
OU5-CSA-9-L22	8/15/2001	108113
OU5-CSA-9-L23	8/15/2001	108113
OU5-CSA-9-L16	8/15/2001	108113
OU5-CTA-1D-3809(49)	8/15/2001	108106
OU5-CSA-7-L39	8/15/2001	108106
OU5-CSA-7-L40	8/15/2001	108106
OU5-CSA-7-L29	8/15/2001	108106
OU5-CSA-7-L30	8/15/2001	108106
OU5-CSA-7-L50	8/15/2001	108106
OU5-CSA-7-L52	8/15/2001	108106
OU5-CSA-7-L41	8/15/2001	108106
OU5-CSA-7-L31	8/15/2001	108106
OU5-CTA-1D-4821RS	8/15/2001	108106
OU5-CSA-7-L51	8/15/2001	108106
OU5-CSA-9-L25	8/16/2001	108115
OU5-CSA-5-L15	8/16/2001	108115
OU5-CSA-9-L40	8/16/2001	108115
OU5-CSA-9-L41	8/16/2001	108115
OU5-CSA-13-L5	8/16/2001	108115
OU5-CSA-9-L29	8/16/2001	108117
OU5-CSA-9-L42	8/16/2001	108115
OU5-CSA-5-L15	8/16/2001	108117
OU5-CSA-9-L40	8/16/2001	108117
OU5-CSA-9-L18	8/16/2001	108117
OU5-CSA-13-L5	8/16/2001	108117
OU5-CSA-9-L25	8/16/2001	108117
OU5-CSA-9-L27	8/16/2001	108117
OU5-CSA-9-L42	8/16/2001	108117
OU5-CSA-9-L41	8/16/2001	108117
OU5-CSA-9-L28	8/16/2001	108117
OU5-CSA-9-L26	8/16/2001	108117
OU5-CSA-12-4838RP	8/17/2001	108129
OU5-CSA-9-L33	8/17/2001	108129
OU5-CSA-8-4457SegS	8/17/2001	108129
OU5-CSA-10-4821WL	8/17/2001	108129
OU5-CSA-2-5129YS	8/17/2001	108129
OU5-CSA-3-4815VNS	8/17/2001	108129
OU5-CSA-10-4817WL	8/17/2001	108129
OU5-CSA-6-4330(42)	8/17/2001	108129
OU5-CSA-2-5119YS	8/17/2001	108129
OU5-CSA-9-L17	8/17/2001	108129
OU5-CSA-9-L36	8/17/2001	108129
OU5-CSA-9-L34	8/17/2001	108129
OU5-CSA-4-4816US	8/17/2001	108129
OU5-CSA-3-4846VNS	8/17/2001	108129
OU5-CSA-9-L46	8/17/2001	108129
OU5-CSA-4-4824US	8/17/2001	108129
OU5-CSA-4-4714US	8/17/2001	108129
OU5-CSA-8-4465SegS	8/17/2001	108129
OU5-CSA-9-L50	8/17/2001	108129
OU5-CSA-3-4809VNS	8/17/2001	108129
OU5-CSA-3-4815US	8/17/2001	108129
OU5-CSA-9-L39	8/17/2001	108129
OU5-CSA-6-4417WS	8/17/2001	108129
OU5-CSA-8-4445SegS	8/17/2001	108129
OU5-CSA-9-L24	8/17/2001	108129
OU5-CSA-6-4426WinP	8/17/2001	108129
OU5-CSA-9-L38	8/17/2001	108129

OU-5 SAMPLES COLLECTED FROM 7/02/01 TO 9/07/01 (Report No. 7)
(ordered by date)

SAMPLE ID	SAMPLE DATE	SDG NO.
OU5-CSA-8-4428SegS	8/17/2001	108129
OU5-CSA-9-L35	8/17/2001	108129
OU5-CSA-5-4516VNS	8/17/2001	108129
OU5-CSA-5-4659MA	8/17/2001	108129
OU5-CSA-9-L11	8/17/2001	108129
OU5-CSA-2-5107YS	8/17/2001	108129
OU5-CTA-1B-L8	8/20/2001	108139
OU5-CSA-9-L48	8/20/2001	108139
OU5-CTA-1B-L9	8/20/2001	108139
OU5-CTA-1B-L7	8/20/2001	108139
OU5-CTA-1B-L5	8/20/2001	108139
OU5-CSA-9-L51	8/20/2001	108139
OU5-CTA-1B-L10	8/20/2001	108139
OU5-CSA-9-L52	8/20/2001	108139
OU5-CSA-9-L49	8/20/2001	108139
OU5-CTA-1B-L6	8/20/2001	108139
OU5-CSA-9-L31	8/20/2001	108139
OU5-CTA-1D-4850SegS	8/21/2001	108162
OU5-CTA-1D-4925RS	8/21/2001	108162
OU5-CTA-1C-5030SegS	8/21/2001	108162
OU5-CSA-10-4819QS	8/21/2001	108162
OU5-CTA-1C-3822FR	8/21/2001	108162
OU5-CTA-1A-4212(49)	8/21/2001	108162
OU5-CTA-1C-5140TS	8/21/2001	108162
OU5-CTA-1A-4238(50)	8/21/2001	108168
OU5-CTA-1A-4238(50)	8/21/2001	108162
OU5-CTA-1C-3822FR	8/21/2001	108168
OU5-CTA-1D-4850SegS	8/21/2001	108168
OU5-CTA-1C-5170TS	8/22/2001	108173
OU5-CSA-13-L4	8/22/2001	108173
OU5-CTA-1C-5170TS	8/22/2001	108177
OU5-CSA-13-L3	8/22/2001	108173
OU5-CTA-1C-5071SegS	8/22/2001	108173
OU5-CSA-13-L1	8/22/2001	108173
OU5-CTA-1C-5018TS	8/22/2001	108173
OU5-CSA-3-4809US	8/22/2001	108177
OU5-CTA-1A-5102WP	8/22/2001	108173
OU5-CSA-13-L7	8/22/2001	108173
OU5-CSA-13-L6	8/22/2001	108173
OU5-CSA-3-4809US	8/22/2001	108173
OU5-CSA-13-L2	8/22/2001	108173
OU5-CSA-8-L8	8/23/2001	108178
OU5-CSA-5-4127(45)	8/23/2001	108178
OU5-CSA-7-4220VNS	8/23/2001	108178
OU5-CSA-5-L32	8/23/2001	108178
OU5-CSA-8-L6	8/23/2001	108178
OU5-CSA-8-L7	8/23/2001	108178
OU5-CSA-6-4349VP	8/23/2001	108178
OU5-CSA-3-4211(49)	8/23/2001	108178
OU5-CSA-3-4257FR	8/23/2001	108178
OU5-CSA-8-L17	8/23/2001	108178
OU5-CSA-8-L13	8/23/2001	108178
OU5-CSA-8-L3	8/23/2001	108178
OU5-CSA-10-3722(48)	8/23/2001	108178
OU5-CSA-8-L20	8/23/2001	108178
OU5-CSA-8-L1	8/23/2001	108178
OU5-CSA-8-L2	8/23/2001	108178
OU5-CSA-8-L19	8/23/2001	108178
OU5-CSA-8-L4	8/23/2001	108178
OU5-CSA-5-L26	8/23/2001	108178
OU5-CSA-8-L5	8/23/2001	108178
OU5-CSA-6-4220(43)	8/23/2001	108178

OU-5 SAMPLES COLLECTED FROM 7/02/01 TO 9/07/01 (Report No. 7)
(ordered by date)

SAMPLE ID	SAMPLE DATE	SDG NO.
OU5-CSA-7-4304VNS	8/23/2001	108178
OU5-CSA-5-L31	8/23/2001	108178
OU5-CSA-10-3641(49)	8/23/2001	108178
OU5-CSA-6-4300(44)	8/23/2001	108178
OU5-CSA-8-L18	8/23/2001	108178
OU5-CSA-8-L9	8/23/2001	108178
OU5-CSA-8-L10	8/23/2001	108178
OU5-CSA-5-L30	8/23/2001	108178
OU5-CSA-10-3809(47)	8/23/2001	108178
OU5-CSA-8-L14	8/23/2001	108178
OU5-CSA-8-L12	8/23/2001	108178
OU5-CSA-8-L15	8/23/2001	108178
OU5-CSA-8-L16	8/23/2001	108178
OU5-CSA-8-L11	8/23/2001	108178
OU5-CSA-5-4119(45)	8/23/2001	108178
OU5-CSA-6-4201(44)	8/24/2001	108180
OU5-CSA-6-4341WS	8/24/2001	108180
OU5-CSA-10-4615RS	8/24/2001	108180
OU5-CSA-6-4328VP	8/24/2001	108180
OU5-CSA-6-4324WS	8/24/2001	108180
OU5-CSA-10-3701CP	8/24/2001	108180
OU5-CSA-7-4300VNS	8/24/2001	108180
OU5-CSA-6-4328WinP	8/24/2001	108180
OU5-CSA-6-4219YS	8/24/2001	108180
OU5-CSA-6-4326(42)	8/24/2001	108180
OU5-CSA-6-4335WS	8/24/2001	108180
OU5-CSA-8-4400SS	8/24/2001	108180
OU5-CSA-3-4201(48P)	8/24/2001	108180
OU5-CSA-6-4232(43)	8/24/2001	108180
OU5-CSA-3-4219(49)	8/24/2001	108180
OU5-CSA-6-4336VP	8/24/2001	108180
OU5-CSA-3-4209(48P)	8/24/2001	108180
OU5-CSA-8-4405SegS	8/24/2001	108180
OU5-CSA-6-4323WinP	8/24/2001	108180
OU5-CSA-6-4318WS	8/24/2001	108180
OU5-CSA-6-4315(43)	8/24/2001	108180
OU5-CSA-6-4330(43)	8/24/2001	108180
OU5-CSA-6-4341VP	8/24/2001	108180
OU5-CSA-11-3711FR	8/24/2001	108180
OU5-CSA-8-4401SegS	8/24/2001	108180
OU5-CSA-7-4328VNS	8/24/2001	108180
OU5-CSA-3-4205(48P)	8/24/2001	108180
OU5-CSA-6-4300WS	8/24/2001	108180
OU5-CSA-5-4400VNS	8/24/2001	108180
OU5-CTA-1B-3828(52)	8/27/2001	108192
OU5-CSA-7-L24	8/27/2001	108192
OU5-CSA-7-L26	8/27/2001	108192
OU5-CSA-7-L27	8/27/2001	108192
OU5-CSA-7-L7	8/27/2001	108192
OU5-CSA-7-L8	8/27/2001	108192
OU5-CSA-7-L22	8/27/2001	108192
OU5-CTA-1D-4848RS	8/27/2001	108192
OU5-CSA-7-L9	8/27/2001	108192
OU5-CSA-7-L2	8/27/2001	108193
OU5-CSA-7-L1	8/27/2001	108193
OU5-CSA-7-L1	8/27/2001	108192
OU5-CSA-4-4812TS	8/27/2001	108193
OU5-CSA-7-L21	8/27/2001	108192
OU5-CSA-7-L13	8/27/2001	108192
OU5-CSA-4-4812TS	8/27/2001	108192
OU5-CSA-7-L14	8/27/2001	108192
OU5-CSA-7-L16	8/27/2001	108192

OU-5 SAMPLES COLLECTED FROM 7/02/01 TO 9/07/01 (Report No. 7)
(ordered by date)

SAMPLE ID	SAMPLE DATE	SDG NO.
OU5-CTA-1C-5009TS	8/27/2001	108192
OU5-CSA-7-L2	8/27/2001	108192
OU5-CSA-7-L20	8/27/2001	108192
OU5-CSA-7-L7	8/27/2001	108193
OU5-CSA-13-L11	8/28/2001	108200
OU5-CTA-1D-4118(49)	8/28/2001	108200
OU5-CTA-1C-5148TS	8/28/2001	108200
OU5-CTA-1C-5026TS	8/28/2001	108200
OU5-CTA-1D-4100(49)	8/28/2001	108200
OU5-CSA-10-4810RS	8/28/2001	108200
OU5-CSA-13-L8	8/28/2001	108200
OU5-CSA-13-L10	8/28/2001	108200
OU5-CSA-13-L9	8/28/2001	108200
OU5-CSA-4-4816TS	8/28/2001	108200
OU5-CSA-13-L12	8/28/2001	108200
OU5-CTA-1D-4924TS	8/28/2001	108200
OU5-CTA-1B-5149TS	8/28/2001	108200
OU5-CTA-1A-5109(52C)	8/29/2001	108204
OU5-CSA-2-5106MA	8/29/2001	108205
OU5-CSA-2-5105YP	8/29/2001	108205
OU5-CSA-10-4801QS	8/29/2001	108205
OU5-CTA-1D-4827SegS	8/29/2001	108205
OU5-CSA-2-5106MA	8/29/2001	108204
OU5-CTA-1D-4827SegS	8/29/2001	108204
OU5-CTA-1D-4913US	8/29/2001	108204
OU5-CTA-1A-5110(52)	8/29/2001	108204
OU5-CTA-1A-5022WS	8/29/2001	108204
OU5-CSA-2-5105YP	8/29/2001	108204
OU5-CTA-1A-5102(52)	8/29/2001	108204
OU5-CSA-10-4801QS	8/29/2001	108204
OU5-CSA-9-L4	8/30/2001	108213
OU5-CSA-9-L6	8/30/2001	108213
OU5-CSA-9-L13	8/30/2001	108213
OU5-CSA-9-L2	8/30/2001	108213
OU5-CSA-9-L1	8/30/2001	108213
OU5-CSA-9-L10	8/30/2001	108213
OU5-CSA-9-L12	8/30/2001	108213
OU5-CTA-1A-5000WS	8/30/2001	108213
OU5-CSA-9-L15	8/30/2001	108213
OU5-CSA-9-L19	8/30/2001	108213
OU5-CSA-9-L15	8/30/2001	108212
OU5-CSA-9-L5	8/30/2001	108213
OU5-CSA-9-L7	8/30/2001	108213
OU5-CSA-9-L8	8/30/2001	108213
OU5-CSA-9-L9	8/30/2001	108213
OU5-CSA-9-L3	8/30/2001	108213
OU5-CTA-1B-5208UT	8/30/2001	108213
OU5-CTA-1A-4990WS	8/30/2001	108213
OU5-CSA-9-L20	8/30/2001	108212
OU5-CSA-9-L20	8/30/2001	108213
OU5-CSA-5-4420VNS	8/31/2001	109001
OU5-CSA-8-4448SS	8/31/2001	109001
OU5-CSA-8-4464SegS	8/31/2001	109001
OU5-CSA-8-4436SegS	8/31/2001	109001
OU5-CSA-6-4412WinP	8/31/2001	109001
OU5-CSA-8-4439SS	8/31/2001	109001
OU5-CSA-4-4828US	8/31/2001	109001
OU5-CSA-8-4485SegS	8/31/2001	109001
OU5-CSA-8-4451SS	8/31/2001	109001
OU5-CSA-6-4413WS	8/31/2001	109001
OU5-CSA-4-4715SegS	8/31/2001	109001
OU5-CSA-8-4431SS	8/31/2001	109001

OU-5 SAMPLES COLLECTED FROM 7/02/01 TO 9/07/01 (Report No. 7)
(ordered by date)

SAMPLE ID	SAMPLE DATE	SDG NO.
OU5-CSA-5-4440VNS	8/31/2001	109001
OU5-CSA-6-4405WS	8/31/2001	109001
OU5-CSA-6-4420WinP	8/31/2001	109001
OU5-CSA-6-4421WS	8/31/2001	109001
OU5-CSA-8-4442TinS	8/31/2001	109001
OU5-CSA-2-5131YS	8/31/2001	109001
OU5-CSA-2-5121WP	8/31/2001	109001
OU5-CSA-10-3730UA	8/31/2001	109001
OU5-CSA-2-5104YS	8/31/2001	109001
OU5-CSA-10-4735RS	8/31/2001	109001
OU5-CSA-3-4202(48P)	8/31/2001	109001
OU5-CSA-5-4410VNS	8/31/2001	109001
OU5-CSA-8-4409SegS	8/31/2001	109001
OU5-CSA-2-5103YP	9/4/2001	109002
OU5-CSA-2-5103YP	9/4/2001	109004
OU5-CTA-1B-5135RP	9/4/2001	109002
OU5-CTA-1B-5123TS	9/4/2001	109002
OU5-CSA-12-3519OC	9/4/2001	109004
OU5-CSA-12-3519OC	9/4/2001	109002
OU5-CSA-10-3731(48)	9/5/2001	109010
OU5-CSA-6-4225(43)	9/5/2001	109010
OU5-CSA-11-4921QS	9/5/2001	109010
OU5-CSA-3-4255FR	9/6/2001	109017
OU5-CTA-1D-4004(49)	9/6/2001	109009
OU5-CSA-6-4225(43)	9/6/2001	109009
OU5-CSA-10-3731(48)	9/6/2001	109009
OU5-CSA-3-4255FR	9/6/2001	109018
OU5-CSA-10-4825QS	9/6/2001	109018
OU5-CSA-11-4901HL	9/6/2001	109018
OU5-CSA-11-4911QS	9/6/2001	109018
OU5-CSA-11-4921QS	9/6/2001	109009
OU5-CTA-1B-5133(52)	9/7/2001	109038
OU5-CSA-10-4831QS	9/7/2001	109043
OU5-CSA-10-4831QS	9/7/2001	109038
OU5-CSA-10-4825QS	9/7/2001	109017
OU5-CSA-11-4901HL	9/7/2001	109017
OU5-CTA-1D-4817RS	9/7/2001	109038
OU5-CSA-11-4911QS	9/7/2001	109017
OU5-CTA-1A-5028WS	9/7/2001	109038

QUALITY ASSURANCE SUMMARY REPORT (NO. 7) FOR SAMPLES ASSOCIATED WITH SPRING VALLEY OU-5 SAMPLING

SAMPLING FOR JULY 2, 2001 THROUGH SEPTEMBER 7, 2001

INTRODUCTION

This data validation summary report covers environmental samples collected from selected Spring Valley OU-5 sampling locations between July 2 and September 7, 2001. The samples are identified by Sample Delivery Groups (SDGs). An SDG represents the group of samples that were prepared and analyzed together (i.e., the analytical batch) with common laboratory QC samples. The sampling period covered in this report includes many SDGs, as indicated on the tables. Analytes in these SDGs include arsenic, 1,4-oxathiane, 1,4-dithiane, thiodiglycol, explosives (CVAA/CVAO), lewisite, sulfur mustard and total cyanide.

All work was performed in accordance with the Work Management Plan (WMP) prepared by Parsons. The WMP included a Quality Assurance Project Plan (QAPJP) that was also prepared and approved for use to ensure generation of legally defensible data. General Physics Laboratories (GPL) of Gaithersburg, Maryland and their sister laboratory, GEOMET, following procedures outlined in the QAPjP and the WMP, performed all analyses.

The samples discussed in this report are listed in the table. A glossary of the validation qualifiers is also presented at the end of this report.

EVALUATION CRITERIA

The data submitted by the laboratory has been reviewed and validated following the guidelines described in the QAPjP and consistent with Region III modifications to the USEPA Functional Guidelines for Evaluating Organic and Inorganic Data. All

information included in the data packages have been reviewed and validated including sample results, laboratory quality control results, chain-of-custody forms and all supporting raw data.

This report addresses only those problems affecting the usability of the data. A discussion of data validation qualifiers (flags) applied to the data and reasons for the qualifiers is also presented.

Deviations from the QAPjP or the analytical methods and a discussion of the overall usability of the data are also presented in the summary section of this report. QC problems leading to qualifying of data as unusable or rejected are presented in the Major Problems section. QA/QC problems leading to qualifying of data as estimated or not detected are presented in the Minor Problems section. Details concerning samples and target analytes affected are also presented.

SUMMARY

This section of this report discusses deviations from the QAPjP, other laboratory problems, QC problems leading to qualifying of data as rejected, estimated or not detected and the overall usability of the data.

Except as indicated in this report, the samples were collected, prepared and analyzed following the procedures described in the WMP and the QAPjP. Except as indicated in this report, all samples were prepared and analyzed within the specified holding times using the EPA-approved analytical procedures. The types and number of field and laboratory QC samples collected and analyzed met the QA objectives specified in the QAPjP.

No major QC problems leading to rejection of data were found during validation of the data for the samples in this sampling event.

The data as submitted by the laboratory and qualified following data validation are usable for the purposes of this project. The overall completeness for the sampling event is 100 percent since no data have been rejected and reported in the data tables.

Minor QC problems leading to qualifying of data as estimated or not detected included: accuracy (% recovery) outliers, precision (RPD) outliers, holding time violations and reported detections less than the Practical Quantitation Limit (PQL). Details concerning these QC problems are presented in the Minor Problems section.

MAJOR PROBLEMS

As indicated above no major problems were found during validation of the data for this SDG. No reported results have been qualified as rejected or unusable. All reported results should be considered usable as qualified in the data tables.

MINOR PROBLEMS

This section of the QA summary report discusses QC problems leading to qualifying of data as estimated. The "J" qualifier is used to indicate estimated results. The flag indicates that the analyte was positively identified but the associated value may be imprecise due to QC problems.

As indicated above, QC problems leading to qualifying of data as estimated included: accuracy or precision outliers, holding time violations and reported detections less than the PQL. Details concerning these problems are presented below by analytical parameter.

Organosulfur Compounds

- Accuracy outliers were reported for the Laboratory Control Samples (LCS) associated with the following SDGs (analytical batches): 106190, 106194, 107005, 107018, 107029, 107038, 107053 and 108020. The reported percent recovery for target analytes 1,4-oxathiane or 1,4-dithiane was below the control limits. Although the analytes were not detected in any of the affected samples, the reported PQLs have been qualified as estimated and flagged 'UL'. The 'L' qualifier indicates a low bias meaning the true PQL may be higher than the reported PQL. The reported data is usable for most purposes, including risk assessment.

- Accuracy outliers were reported for the LCS associated with the following SDGs: 108002, 108015 and 108048. The reported recoveries for target analyte 1,4-oxathiane were below the control limits. Although the analytes were not detected in any of the affected samples, the reported PQLs have been qualified as estimated and flagged 'UL'. The 'L' qualifier indicates a low bias meaning the true PQL may be higher than the reported PQL.

- Holding time violations were reported for some samples in SDG 107101. The samples were originally analyzed and reported surrogate outliers. The samples were reanalyzed, outside the required holding time, and reported acceptable surrogate recoveries. The reported results for the affected samples have been qualified as estimated and flagged 'UJ'.

- Accuracy outliers were reported for the LCS associated with the following SDGs: 108177, 108205, 108212 and 109010. The reported recoveries for target analyte 1,4-oxathiane were outside the control limits. Although the analyte was not detected in any of the affected samples, the reported PQLs have been qualified as estimates and flagged 'UJ'.

Explosives

- Accuracy outliers were reported for target explosive nitrobenzene for the LCS associated with the samples in SDGs 107101 and 107127. The reported recoveries were below the control limits. Reported results for the affected samples have been qualified as estimates and flagged 'UL' and should be considered biased low. The 'L' qualifier indicates a low bias (i.e., the true PQL may be higher than reported). The reported data is usable for most purposes including risk assessment.

- Accuracy outliers were reported for nitroglycerine for the LCS associated with the samples in SDG 108177. The reported recoveries were below the control limit. Reported results for the affected target analyte in the affected samples have been qualified as estimates and flagged 'UL' and should be considered biased low. The 'L qualifier indicates a low bias (i.e., the true

PQL may be higher than the reported PQL). The reported data is usable for most purposes, including risk assessment.

Metals

- Some reported arsenic results have been qualified as estimated and flagged 'J'. This flag indicates the analyte was positively identified but the associated value is less than the PQL. Samples in the following SDGs were affected: 107027, 107138, 107126, 107100, 107111, 107128, 107126, 107090, 107112, 107003, 107017, 106191, 107014, 106195, 107037, 107050, 107064, 107068, 107079, 107139, 107157, 107164, 108047, 108028, 108014, 108019, 108070, 108068, 108082, 108026, 108047, 108059, 108106, 108113, 108114, 108117, 108129, 108139, 108162, 108173, 108178, 108080, 108192, 109009, 109017, 109038, 108200, 108204, 108213, 109001 and 109002.

- Accuracy (matrix spike percent recovery) outliers were reported for arsenic. The reported results for arsenic in the affected samples have been qualified as estimated and flagged 'L/UL'. The 'L' qualifier indicates a low bias meaning the actual result or PQL may be higher than the reported result. The reported data is usable for most purposes, including risk assessment. Samples in the following SDGs were affected: 107017, 106191, 107052, 107064, 107111, 107112, 107068, 108192 and 108204.

- Accuracy (matrix spike percent recovery) outliers were reported for arsenic. The reported results for arsenic in the affected samples have been qualified as estimated and flagged 'K/JK'. The 'K' qualifier indicates a high bias meaning the actual result may be lower than the reported result. The reported data is usable for most purposes, including risk assessment. Samples in the following SDGs were affected: 107112, 108070 and 108204.

GLOSSARY OF DATA VALIDATION QUALIFIERS

U the analyte was analyzed for and is not present. The associated numerical value (Method Detection Limit – MDL) indicates the minimum concentration that can be measured by the instrument with 99% confidence. The 'J' qualifier may be combined with the 'U' qualifier.

J the analyte was analyzed for and was detected in the samples, but the reported result is 'estimated' either because it is less than the PQL or at least one minor QA/QC problem was found during validation. Data with the 'J' qualifier is considered usable for most decision-making purposes, including risk assessment. The 'J' qualifier may be combined with the 'K' (high bias) or 'L' (low bias) qualifier when the bias resulting from a minor QA/QC problem can be determined. When combined with the 'K' or 'L' qualifier, the 'J' qualifier indicates the reported value is less than the PQL.

K the analyte was detected in the sample. The reported result is considered estimated and may be biased high, due to a minor QA/QC problem. The true concentration of the analyte present in the sample may be lower than the reported result. The data is considered estimated and usable for most decision-making purposes, including risk assessment.

L the analyte was detected in the sample. The reported result is considered estimated and may be biased low due to a minor QA/QC problem. The true concentration of the analyte present in the sample may be higher than the reported result. The data is considered estimated and usable for most decision-making purposes, including risk assessment.

R the analyte was not detected in the sample. The reported result has been qualified as unusable due to a major QA/QC problem found during validation. This flag does not address the presence or absence of the analyte of concern rather it addresses one or more major QA/QC problems associated with the reported result. If the analyte affected is critical to the project, resampling and reanalysis of the qualified result may be required.

D result reported from diluted sample run. The original analysis of the sample required dilution either because of matrix interferences in the sample or concentration above the calibration range for the method. The sample was rerun at a dilution to obtain a more reliable result. The reported result has been adjusted to reflect the dilution factor. The reported result should be considered estimated and usable for most decision-making purposes, including risk assessment.

B this flag indicates the reported result is greater than the MDL but less than 5 times the amount found in an associated field or laboratory blank. The reported result should be considered estimated and may be biased high due to the blank contamination. The true concentration of the analyte in the sample may be lower than the reported result. This flag may be combined with the 'J' qualifier to indicate the reported value is less than the PQL.

MDL the minimum concentration of an analyte that can be measured and reported with 99% confidence that the analyte concentration is greater than zero. The MDL is determined by multiplying the appropriate one-sided 99% t-statistic by the standard deviation obtained from the analysis of seven replicates of a matrix spike containing the analyte of interest at a concentration three to five times the estimated MDL. For seven replicates, the t-statistic is 3.143.

PQL the lowest concentration that can be reliably achieved within specified limits of precision and accuracy during routine laboratory conditions. The PQL is generally 5 to 10 times the MDL. However, it may be nominally chosen within these guidelines to simplify data reporting. For many analytes the PQL is selected as the lowest non-zero standard in the calibration curve.

OU-5 SAMPLING FOR THE PERIOD

9/10/01 TO 11/09/01

(REPORT NO.8)

OU-5 SAMPLES COLLECTED FROM 9/10/01 TO 11/09/01 (Report No. 8)
(ordered by date)

SAMPLE ID	SAMPLE DATE	SDG NO.
OU5-CTA-1D-3812(48)	9/10/2001	109055
OU5-CTA-1C-5011SegS	9/12/2001	109063
OU5-CSA-11-4922QS	9/12/2001	109063
OU5-CTA-1A-4996WS	9/17/2001	109078
OU5-CTA-1A-5124(52)	9/17/2001	109066
OU5-CTA-1A-4996WS	9/17/2001	109066
OU5-CTA-1B-5135(52)	9/17/2001	109066
OU5-CTA-1D-4816RS	9/17/2001	109066
OU5-CTA-1A-4994WS	9/17/2001	109066
OU5-CTA-1C-5154TS	9/18/2001	109091
OU5-CSA-2-5101YC	9/18/2001	109092
OU5-CSA-10-4732SegS	9/18/2001	109092
OU5-CSA-2-5101YC	9/18/2001	109091
OU5-CSA-10-4732SegS	9/18/2001	109091
OU5-CTA-1B-3800(52)	9/18/2001	109091
OU5-CSA-7-4106(42)	9/19/2001	109106
OU5-CSA-12-4925LR	9/19/2001	109106
OU5-CSA-2-5127(52)	9/19/2001	109106
OU5-CSA-2-5119(52)	9/19/2001	109106
OU5-CSA-8-4478US	9/19/2001	109106
OU5-CSA-10-3717CP	9/19/2001	109106
OU5-CSA-3-4210(48P)	9/19/2001	109106
OU5-CSA-3-4206(48P)	9/19/2001	109106
OU5-CSA-5-4131(45)	9/19/2001	109106
OU5-CSA-12-4844RP	9/19/2001	109106
OU5-CSA-6-4238(43)	9/19/2001	109106
OU5-CSA-3-4838VNS	9/19/2001	109106
OU5-CSA-4-4017(48)	9/19/2001	109106
OU5-CSA-11-4950QS	9/19/2001	109106
OU5-CSA-3-4738MA	9/20/2001	109109
OU5-CSA-12-4915IL	9/20/2001	109109
OU5-CSA-3-4732MA	9/20/2001	109109
OU5-CSA-12-4926GR	9/20/2001	109109
OU5-CSA-12-5021LR	9/20/2001	109109
OU5-CSA-12-5017LR	9/20/2001	109109
OU5-CSA-4-4721SegS	9/20/2001	109109
OU5-CSA-5-4631MA	9/20/2001	109109
OU5-CSA-3-4700MA	9/20/2001	109109
OU5-CSA-2-5032MA	9/20/2001	109109
OU5-CSA-11-4941GR	9/20/2001	109109
OU5-CSA-12-4989GR	9/20/2001	109109
OU5-CSA-3-4724MA	9/20/2001	109109
OU5-CSA-12-5009LR	9/20/2001	109109
OU5-CSA-2-5149YS	9/21/2001	109122
OU5-CSA-8-4438SS	9/21/2001	109122
OU5-CSA-2-5127YS	9/21/2001	109122
OU5-CSA-2-5007YS	9/21/2001	109122
OU5-CSA-6-4203YS	9/21/2001	109122
OU5-CSA-8-4404SS	9/21/2001	109122
OU5-CSA-2-5106YS	9/21/2001	109122
OU5-CSA-2-5112YS	9/21/2001	109122
OU5-CSA-3-4253FR	9/21/2001	109122
OU5-CSA-6-4304YS	9/21/2001	109122
OU5-CSA-6-4212YS	9/21/2001	109122
OU5-CSA-6-4204YS	9/21/2001	109122
OU5-CTA-1A-5105WP	9/21/2001	109122

OU-5 SAMPLES COLLECTED FROM 9/10/01 TO 11/09/01 (Report No. 8)
(ordered by date)

SAMPLE ID	SAMPLE DATE	SDG NO.
OU5-CSA-2-5135YS	9/21/2001	109122
OU5-CSA-6-4215YS	9/21/2001	109122
OU5-CSA-8-4440SS	9/21/2001	109122
OU5-CSA-4-4007(49)	9/24/2001	109129
OU5-CSA-8-4446TinS	9/24/2001	109129
OU5-CSA-8-4438TinS	9/24/2001	109126
OU5-CSA-8-4446TinS	9/24/2001	109126
OU5-CSA-8-4438TinS	9/24/2001	109129
OU5-CSA-4-4007(49)	9/24/2001	109126
OU5-CSA-10-3709CP	9/24/2001	109126
OU5-CSA-10-3709CP	9/24/2001	109129
OU5-CSA-8-4446TinS	9/25/2001	109143
OU5-CSA-8-4438TinS	9/25/2001	109143
OU5-CTA-1A-4219(50)	9/26/2001	109149
OU5-CSA-4-4007(49)	9/26/2001	109149
OU5-CTA-1C-5035RP	9/27/2001	109151
OU5-CSA-10-3709CP	9/28/2001	110002
OU5-CSA-6-4321VP	10/1/2001	110006
OU5-CSA-3-4701US	10/1/2001	110006
OU5-CTA-1A-5105WP	10/1/2001	110006
OU5-CTA-1C-5024VNS	10/1/2001	110006
OU5-CSA-3-4705US	10/1/2001	110006
OU5-CSA-8-4443SS	10/1/2001	110006
OU5-CSA-6-4321VP	10/1/2001	110008
OU5-CSA-8-4443SS	10/1/2001	110008
OU5-CSA-3-4705US	10/1/2001	110008
OU5-CSA-3-4701US	10/1/2001	110008
OU5-CTA-1A-5105WP	10/1/2001	110008
OU5-CSA-6-4353VP	10/2/2001	110013
OU5-CTA-1C-5064SegS	10/2/2001	110013
OU5-CSA-2-5121YS	10/2/2001	110013
OU5-CSA-6-4332VP	10/2/2001	110011
OU5-CSA-6-4353VP	10/2/2001	110011
OU5-CSA-2-5121YS	10/2/2001	110011
OU5-CSA-6-4332VP	10/2/2001	110013
OU5-CSA-10-4822QS	10/3/2001	110015
OU5-CSA-11-4968QS	10/3/2001	110015
OU5-CSA-10-4810QS	10/3/2001	110015
OU5-CSA-4-4629TS	10/3/2001	110015
OU5-CSA-11-4956QS	10/3/2001	110015
OU5-CSA-11-4949HL	10/3/2001	110015
OU5-CSA-11-4944QS	10/3/2001	110015
OU5-CSA-10-4816QS	10/3/2001	110015
OU5-CSA-10-4849QS	10/3/2001	110015
OU5-CSA-10-4840QS	10/3/2001	110015
OU5-CSA-11-4938QS	10/3/2001	110015
OU5-CSA-12-4860RP	10/4/2001	110023
OU5-CSA-3-4108(48)	10/4/2001	110023
OU5-CSA-8-4437SegS	10/4/2001	110023
OU5-CSA-10-4725RS	10/4/2001	110023
OU5-CSA-8-4461SegS	10/4/2001	110023
OU5-CSA-10-4624SegS	10/4/2001	110023
OU5-CSA-10-4721RS	10/4/2001	110023
OU5-CSA-10-4614RS	10/4/2001	110023
OU5-CSA-10-3813(48)	10/4/2001	110023
OU5-CSA-8-4484US	10/4/2001	110023

OU-5 SAMPLES COLLECTED FROM 9/10/01 TO 11/09/01 (Report No. 8)
(ordered by date)

SAMPLE ID	SAMPLE DATE	SDG NO.
OU5-CSA-12-5041LR	10/4/2001	110023
OU5-CSA-12-5031OR	10/4/2001	110023
OU5-CSA-12-5028OR	10/4/2001	110023
OU5-CSA-3-4807VNS	10/4/2001	110023
OU5-CSA-11-4975RP	10/4/2001	110023
OU5-CSA-13-L22	10/5/2001	110030
OU5-CSA-13-L23	10/5/2001	110030
OU5-CSA-13-L20	10/5/2001	110030
OU5-CSA-13-L25	10/5/2001	110030
OU5-CSA-13-L27	10/5/2001	110030
OU5-CSA-13-L26	10/5/2001	110030
OU5-CSA-13-L16	10/5/2001	110030
OU5-CSA-13-L18	10/5/2001	110030
OU5-CSA-13-L19	10/5/2001	110030
OU5-CSA-13-L14	10/5/2001	110030
OU5-CSA-13-L13	10/5/2001	110030
OU5-CSA-13-L21	10/5/2001	110030
OU5-CSA-13-L15	10/5/2001	110030
OU5-CSA-13-L24	10/5/2001	110030
OU5-CSA-13-L17	10/5/2001	110030
OU5-CSA-2-5115YS	10/8/2001	110036
OU5-CSA-2-5115YS	10/8/2001	110035
OU5-CSA-3-4700MA	10/8/2001	110035
OU5-CSA-2-5118YS	10/8/2001	110036
OU5-CSA-2-5118YS	10/8/2001	110035
OU5-CSA-3-4700MA	10/8/2001	110036
OU5-CSA-4-4801TS	10/8/2001	110036
OU5-CSA-4-4801TS	10/8/2001	110035
OU5-CSA-6-4420WinP	10/9/2001	110047
OU5-CSA-11-3619FR	10/9/2001	110047
OU5-CTA-1D-4912VNS	10/9/2001	110047
OU5-CSA-6-4420WinP	10/9/2001	110039
OU5-CSA-7-4300VNS	10/9/2001	110039
OU5-CSA-8-4448SS	10/9/2001	110039
OU5-CSA-8-4448SS	10/9/2001	110047
OU5-CSA-7-4304VNS	10/9/2001	110047
OU5-CSA-11-3619FR	10/9/2001	110039
OU5-CSA-7-4300VNS	10/9/2001	110047
OU5-CSA-7-4304VNS	10/9/2001	110039
OU5-CSA-13-L30	10/10/2001	110051
OU5-CSA-13-L43	10/10/2001	110051
OU5-CSA-13-L40	10/10/2001	110051
OU5-CSA-13-L35	10/10/2001	110051
OU5-CSA-13-L37	10/10/2001	110051
OU5-CSA-13-L36	10/10/2001	110051
OU5-CSA-13-L45	10/10/2001	110051
OU5-CSA-13-L38	10/10/2001	110051
OU5-CSA-13-L34	10/10/2001	110051
OU5-CSA-13-L31	10/10/2001	110051
OU5-CSA-13-L32	10/10/2001	110051
OU5-CSA-13-L28	10/10/2001	110051
OU5-CSA-13-L29	10/10/2001	110051
OU5-CSA-13-L42	10/10/2001	110051
OU5-CSA-13-L33	10/10/2001	110051
OU5-CSA-13-L54	10/11/2001	110055
OU5-CSA-13-L52	10/11/2001	110055

OU-5 SAMPLES COLLECTED FROM 9/10/01 TO 11/09/01 (Report No. 8)
(ordered by date)

SAMPLE ID	SAMPLE DATE	SDG NO.
OU5-CSA-13-L53	10/11/2001	110055
OU5-CSA-13-L56	10/11/2001	110055
OU5-CSA-13-L57	10/11/2001	110055
OU5-CSA-13-L55	10/11/2001	110055
OU5-CSA-13-L50	10/11/2001	110055
OU5-CSA-13-L48	10/11/2001	110055
OU5-CSA-13-L60	10/11/2001	110055
OU5-CSA-13-L63	10/11/2001	110055
OU5-CSA-13-L62	10/11/2001	110055
OU5-CSA-13-L61	10/11/2001	110055
OU5-CSA-13-L59	10/11/2001	110055
OU5-CSA-13-L49	10/11/2001	110055
OU5-CSA-13-L58	10/11/2001	110055
OU5-CSA-4-4831TS	10/12/2001	110064
OU5-CSA-7-4216VNS	10/12/2001	110064
OU5-CSA-4-4815TS	10/12/2001	110064
OU5-CSA-4-4823TS	10/12/2001	110064
OU5-CSA-3-4801US	10/12/2001	110064
OU5-CSA-6-4319VNS	10/12/2001	110064
OU5-CSA-4-4800TS	10/12/2001	110064
OU5-CSA-12-4852IL	10/12/2001	110064
OU5-CSA-4-4725SegS	10/12/2001	110064
OU5-CSA-8-4447SS	10/12/2001	110064
OU5-CSA-3-4839US	10/12/2001	110064
OU5-CSA-4-4718US	10/12/2001	110064
OU5-CSA-4-4711TS	10/12/2001	110064
OU5-CSA-3-4723US	10/12/2001	110064
OU5-CSA-4-4625TS	10/12/2001	110064
OU5-CTA-1A-4230FR	10/15/2001	110069
OU5-CSA-6-4323WS	10/15/2001	110069
OU5-CSA-8-4444SS	10/15/2001	110069
OU5-CTA-1A-5001VNS	10/16/2001	110079
OU5-CTA-1D-3933FR	10/17/2001	110089
OU5-CTA-1D-4920RS	10/18/2001	110100
OU5-CSA-6-4323WS	10/18/2001	110100
OU5-CTA-1D-3933FR	10/18/2001	110100
OU5-CSA-8-4444SS	10/19/2001	110107
OU5-CSA-5-4655MA	10/19/2001	110107
OU5-CSA-10-4825WL	10/22/2001	110114
OU5-CSA-10-4825WL	10/22/2001	110113
OU5-CSA-2-5123WP	10/22/2001	110113
OU5-CSA-2-5133WP	10/22/2001	110113
OU5-CSA-2-5123WP	10/22/2001	110114
OU5-CSA-2-5133WP	10/22/2001	110114
OU5-CTA-1B-3901(52)	10/22/2001	110114
OU5-CTA-1D-4838TS	10/23/2001	110129
OU5-CTA-1B-4040(52)	10/23/2001	110123
OU5-CTA-1B-4070(52)	10/23/2001	110129
OU5-CTA-1B-4040(52)	10/23/2001	110129
OU5-CTA-1A-4240FR	10/23/2001	110129
OU5-CTA-1A-4240FR	10/23/2001	110123
OU5-CTA-1B-4070(52)	10/23/2001	110123
OU5-CSA-12-5037LR	10/24/2001	110130
OU5-CSA-4-4016(48)	10/24/2001	110130
OU5-CSA-4-4009(47)	10/24/2001	110130
OU5-CSA-6-4327(43)	10/24/2001	110130

OU-5 SAMPLES COLLECTED FROM 9/10/01 TO 11/09/01 (Report No. 8)
(ordered by date)

SAMPLE ID	SAMPLE DATE	SDG NO.
OU5-CSA-10-3807(48)	10/24/2001	110130
OU5-CSA-11-4918HL	10/24/2001	110130
OU5-CSA-10-3709(48)	10/24/2001	110130
OU5-CSA-12-5033LR	10/24/2001	110130
OU5-CSA-4-4016(47)	10/24/2001	110130
OU5-CSA-12-5047LR	10/24/2001	110130
OU5-CSA-4-4012(47)	10/24/2001	110130
OU5-CSA-4-4008(47)	10/24/2001	110130
OU5-CSA-4-4005(47)	10/24/2001	110130
OU5-CSA-4-4000(47)	10/24/2001	110130
OU5-CSA-6-4430(42)	10/24/2001	110130
OU5-CSA-3-4716MA	10/25/2001	110148
OU5-CSA-2-5125WP	10/25/2001	110148
OU5-CSA-2-5000MA	10/25/2001	110148
OU5-CSA-2-5137YS	10/25/2001	110148
OU5-CSA-2-5147YS	10/25/2001	110148
OU5-CSA-2-5119WP	10/25/2001	110148
OU5-CSA-5-4605MA	10/25/2001	110148
OU5-CSA-2-5122WP	10/25/2001	110148
OU5-CSA-2-5125YS	10/25/2001	110148
OU5-CSA-3-4728MA	10/25/2001	110148
OU5-CSA-2-5109YP	10/25/2001	110148
OU5-CSA-2-5114YS	10/25/2001	110148
OU5-CSA-2-5145YS	10/25/2001	110148
OU5-CSA-2-5105YC	10/25/2001	110148
OU5-CSA-2-5107YP	10/25/2001	110148
OU5-CSA-2-5141YS	10/25/2001	110148
OU5-CSA-11-4961QS	10/26/2001	110158
OU5-CSA-11-4943QS	10/26/2001	110158
OU5-CSA-4-4636TS	10/26/2001	110158
OU5-CSA-4-4851TS	10/26/2001	110158
OU5-CSA-11-4935QS	10/26/2001	110158
OU5-CSA-11-4974QS	10/26/2001	110158
OU5-CSA-12-4917RP	10/26/2001	110158
OU5-CSA-12-5068OR	10/26/2001	110158
OU5-CSA-8-4452SS	10/26/2001	110158
OU5-CSA-12-4859RP	10/26/2001	110158
OU5-CSA-11-4980QS	10/26/2001	110158
OU5-CSA-8-4412SS	10/26/2001	110158
OU5-CSA-12-3510OC	10/26/2001	110158
OU5-CSA-12-5010OR	10/26/2001	110158
OU5-CSA-8-4456SS	10/26/2001	110158
OU5-CSA-8-4434TinS	10/29/2001	110165
OU5-CSA-8-4442TinS	10/29/2001	110165
OU5-CSA-10-4615RS	10/29/2001	110165
OU5-CSA-12-4850RP	10/29/2001	110165
OU5-CSA-5-4655MA	10/29/2001	110165
OU5-CSA-5-4651MA	10/29/2001	110165
OU5-CSA-5-4651MA	10/30/2001	110176
OU5-CTA-1C-5040SegS	10/31/2001	111002
OU5-CSA-12-4850RP	10/31/2001	111002
OU5-CSA-10-4615RS	11/1/2001	111014
OU5-CSA-11-4955GR	11/2/2001	111021
OU5-CSA-8-4434TinS	11/2/2001	111021
OU5-CSA-10-4813QS	11/5/2001	111041
OU5-CTA-1D-4937TS	11/5/2001	111029

OU-5 SAMPLES COLLECTED FROM 9/10/01 TO 11/09/01 (Report No. 8)
(ordered by date)

SAMPLE ID	SAMPLE DATE	SDG NO.
OU5-CSA-2-5117AS	11/5/2001	111041
OU5-CTA-1D-4934US	11/5/2001	111029
OU5-CTA-1D-4937TS	11/5/2001	111041
OU5-CSA-2-5111AS	11/5/2001	111041
OU5-CTA-1A-5007WS	11/5/2001	111041
OU5-CTA-1D-4934US	11/5/2001	111041
OU5-CSA-2-5117AS	11/5/2001	111029
OU5-CTA-1B-5145TS	11/6/2001	111042
OU5-CTA-1A-5118(52)	11/6/2001	111042
OU5-CTA-1A-5106(52)	11/6/2001	111042
OU5-CTA-1A-5108(52C)	11/6/2001	111042
OU5-CTA-1C-5010SegS	11/6/2001	111042
OU5-CTA-1A-5108(52C)	11/6/2001	111043
OU5-CSA-8-4462TinS	11/6/2001	111042
OU5-CTA-1A-5035VNS	11/6/2001	111042
OU5-CSA-8-4445SegS	11/7/2001	111051
OU5-CSA-8-4457SegS	11/7/2001	111051
OU5-CSA-8-4462TinS	11/7/2001	111051
OU5-CSA-5-4647MA	11/7/2001	111051
OU5-CSA-7-L6	11/7/2001	111051
OU5-CSA-10-3641(49)	11/7/2001	111051
OU5-CSA-7-L25	11/7/2001	111051
OU5-CSA-7-L11	11/7/2001	111051
OU5-CSA-7-L4	11/7/2001	111051
OU5-CSA-7-L3	11/7/2001	111051
OU5-CSA-7-L23	11/7/2001	111051
OU5-CSA-7-L5	11/7/2001	111051
OU5-CSA-7-L19	11/7/2001	111051
OU5-CSA-7-L17	11/7/2001	111051
OU5-CSA-7-L15	11/7/2001	111051
OU5-CSA-7-L12	11/7/2001	111051
OU5-CSA-7-L10	11/7/2001	111051
OU5-CSA-7-L18	11/7/2001	111051
OU5-CSA-8-4454TinS	11/8/2001	111078
OU5-CSA-8-4427SS	11/8/2001	111078
OU5-CSA-8-4457SegS	11/8/2001	111078
OU5-CSA-4-4640TS	11/8/2001	111078
OU5-CSA-10-3714UA	11/8/2001	111078
OU5-CSA-3-4821US	11/8/2001	111078
OU5-CSA-7-4214VNS	11/8/2001	111078
OU5-CSA-8-4430TinS	11/8/2001	111078
OU5-CSA-7-4120(42)	11/8/2001	111078
OU5-CSA-8-4445SegS	11/8/2001	111078
OU5-CSA-6-4223YS	11/8/2001	111078
OU5-CSA-4-4837TS	11/8/2001	111078
OU5-CSA-4-4841TS	11/8/2001	111078
OU5-CSA-4-4624TS	11/8/2001	111078
OU5-CSA-8-4415SS	11/8/2001	111078
OU5-CSA-7-4312VNS	11/8/2001	111078
OU5-CSA-4-4739TS	11/8/2001	111078
OU5-CSA-3-4836VNS	11/9/2001	111080
OU5-CSA-5-4647MA	11/9/2001	111080
OU5-CSA-8-4458TinS	11/9/2001	111080
OU5-CSA-4-4658US	11/9/2001	111080
OU5-CSA-3-4800VNS	11/9/2001	111080
OU5-CSA-8-4423SS	11/9/2001	111080

OU-5 SAMPLES COLLECTED FROM 9/10/01 TO 11/09/01 (Report No. 8)
(ordered by date)

SAMPLE ID	SAMPLE DATE	SDG NO.
OU5-CSA-6-4321VNS	11/9/2001	111080
OU5-CSA-3-4811VNS	11/9/2001	111080
OU5-CSA-8-4419SS	11/9/2001	111080
OU5-CSA-5-4528VNS	11/9/2001	111080
OU5-CSA-6-4347WS	11/9/2001	111080
OU5-CSA-5-4624VNS	11/9/2001	111080
OU5-CSA-3-4848VNS	11/9/2001	111080
OU5-CSA-2-5102YP	11/9/2001	111080
OU5-CSA-7-4320VNS	11/9/2001	111080
OU5-CSA-6-4301VP	11/9/2001	111080

QUALITY ASSURANCE SUMMARY REPORT (NO. 8) FOR SAMPLES ASSOCIATED WITH SPRING VALLEY OU-5 SAMPLING

SAMPLING FOR SEPTEMBER 10, 2001 THROUGH NOVEMBER 9, 2001

INTRODUCTION

This data validation summary report covers environmental samples collected from selected Spring Valley OU-5 sampling locations between September 10 and November 9, 2001. The samples are identified by Sample Delivery Groups (SDGs). An SDG represents the group of samples that were prepared and analyzed together (i.e., the analytical batch) with common laboratory QC samples. The sampling period covered in this report includes many SDGs, as indicated on the tables. Analytes in these SDGs include arsenic, 1,4-oxathiane, 1,4-dithiane, thiodiglycol, explosives, lewisite (CVAA/CVAO), sulfur mustard and total cyanide.

All work was performed in accordance with the Work Management Plan (WMP) prepared by Parsons. The WMP included a Quality Assurance Project Plan (QAPJP) that was also prepared and approved for use to ensure generation of legally defensible data. General Physics Laboratories (GPL) of Gaithersburg, Maryland and their sister laboratory, GEOMET, following procedures outlined in the QAPjP and the WMP, performed all analyses.

The samples discussed in this report are listed in the table. A glossary of the validation qualifiers is also presented at the end of this report.

EVALUATION CRITERIA

The data submitted by the laboratory has been reviewed and validated following the guidelines described in the QAPjP and consistent with Region III modifications to the USEPA Functional Guidelines for Evaluating Organic and Inorganic Data. All

information included in the data packages have been reviewed and validated including sample results, laboratory quality control results, chain-of-custody forms and all supporting raw data.

This report addresses only those problems affecting the usability of the data. A discussion of data validation qualifiers (flags) applied to the data and reasons for the qualifiers is also presented.

Deviations from the QAPjP or the analytical methods and a discussion of the overall usability of the data are also presented in the summary section of this report. QC problems leading to qualifying of data as unusable or rejected are presented in the Major Problems section. QA/QC problems leading to qualifying of data as estimated or not detected are presented in the Minor Problems section. Details concerning samples and target analytes affected are also presented.

SUMMARY

This section of this report discusses deviations from the QAPjP, other laboratory problems, QC problems leading to qualifying of data as rejected, estimated or not detected and the overall usability of the data.

Except as indicated in this report, the samples were collected, prepared and analyzed following the procedures described in the WMP and the QAPjP. Except as indicated in this report, all samples were prepared and analyzed within the specified holding times using the EPA-approved analytical procedures. The types and number of field and laboratory QC samples collected and analyzed met the QA objectives specified in the QAPjP.

No major QC problems leading to rejection of data were found during validation of the data for the samples in this sampling event.

The data as submitted by the laboratory and qualified following data validation are usable for the purposes of this project. The overall completeness for the sampling event is 100 percent since no data have been rejected and reported in the data tables.

Minor QC problems leading to qualifying of data as estimated or not detected included: accuracy (% recovery) outliers, precision (RPD) outliers, holding time violations and reported detections less than the Practical Quantitation Limit (PQL). Details concerning these QC problems are presented in the Minor Problems section.

MAJOR PROBLEMS

As indicated above no major problems were found during validation of the data for this SDG. No reported results have been qualified as rejected or unusable. All reported results should be considered usable as qualified in the data tables.

MINOR PROBLEMS

This section of the QA summary report discusses QC problems leading to qualifying of data as estimated. The "J" qualifier is used to indicate estimated results. The flag indicates that the analyte was positively identified but the associated value may be imprecise due to QC problems.

As indicated above, QC problems leading to qualifying of data as estimated included: accuracy or precision outliers, holding time violations and reported detections less than the PQL. Details concerning these problems are presented below by analytical parameter.

Organosulfur Compounds

- Surrogate percent recovery outliers were reported for sample CTA-1B-4040(52)-SB-(2.5-3.5), SDG 110123. The reported percent recoveries for the samples were outside the control limits. Although the target analytes were not detected in any of the affected samples, the reported PQLs have been qualified as estimated and flagged ‘UJ’. The reported data is usable for most purposes, including risk assessment.

- Holding time violations were reported for some samples in SDG 107101. The samples were originally analyzed and reported surrogate outliers. The samples were reanalyzed, outside the required holding time, and reported

acceptable surrogate recoveries. The reported results for the affected samples have been qualified as estimated and flagged 'UJ'.

- Accuracy outliers were reported for the Laboratory Control Samples (LCS) associated with the following SDGs: 108177, 108205, 108212 and 109010. The reported recoveries for target analyte 1,4-oxathiane were outside the control limits. Although the analyte was not detected in any of the affected samples, the reported PQLs have been qualified as estimates and flagged 'UJ'.

Explosives

- Percent recovery outliers were reported for target explosive 2,6-dinitrotoluene for the MS/MSD associated with the samples in SDG 111043. The reported recoveries were below the control limits. Reported results for the affected samples have been qualified as estimates and flagged 'UJ'. The reported data is usable for most purposes including risk assessment.

- Holding time violations were reported for the samples in SDG 110123. The samples were originally analyzed and reported QC outliers. The samples were reanalyzed, outside the required holding time, and reported acceptable QC results. The reported results for the affected samples have been qualified as estimates and flagged 'UJ'.

Metals

- Some reported arsenic results have been qualified as estimated and flagged 'J'. This flag indicates the analyte was positively identified but the associated value is less than the PQL. Samples in the following SDGs were affected: 109055, 109063, 109066, 109091, 109106, 109122, 109126, 109151, 110002, 110006, 110013, 110023, 110030, 110035, 110047, 110051, 110055, 110064, 110069, 110100, 110107, 110114, 110115, 110128, 110129, 110148, 110158, 110165, 111002, 111014, 111041, 111042, 111051, 111078 and 111080.

- Accuracy (matrix spike percent recovery) outliers were reported for arsenic. The reported results for arsenic in the affected samples have been qualified as estimated and flagged 'L/UL'. The 'L' qualifier indicates a low bias meaning the actual result or PQL may be higher than the reported result. The reported data is usable for most purposes, including risk assessment. Samples in the following SDGs were affected: 109063, 109149 and 111002.

- Accuracy (matrix spike percent recovery) outliers were reported for arsenic. The reported results for arsenic in the affected samples have been qualified as estimated and flagged 'K/JK'. The 'K' qualifier indicates a high bias meaning the actual result may be lower than the reported result. The reported data is usable for most purposes, including risk assessment. Only samples in SDG 111021 were affected.

- Precision outliers were reported for arsenic. The Relative Percent Difference (RPD) for the laboratory duplicate associated with the following SDGs were outside the control limit: 109055, 109106, 109151, 110115, 110129, 110130, 110165, 111042 and 111051. Reported results for arsenic in the affected samples have been qualified as estimates and flagged 'J/UJ'.

GLOSSARY OF DATA VALIDATION QUALIFIERS

U the analyte was analyzed for and is not present. The associated numerical value (Method Detection Limit – MDL) indicates the minimum concentration that can be measured by the instrument with 99% confidence. The 'J' qualifier may be combined with the 'U' qualifier.

J the analyte was analyzed for and was detected in the samples, but the reported result is 'estimated' either because it is less than the PQL or at least one minor QA/QC problem was found during validation. Data with the 'J' qualifier is considered usable for most decision-making purposes, including risk assessment. The 'J' qualifier may be combined with the 'K' (high bias) or 'L' (low bias) qualifier when the bias resulting from a minor QA/QC problem can be determined. When combined with the 'K' or 'L' qualifier, the 'J' qualifier indicates the reported value is less than the PQL.

K the analyte was detected in the sample. The reported result is considered estimated and may be biased high, due to a minor QA/QC problem. The true concentration of the analyte present in the sample may be lower than the reported result. The data is considered estimated and usable for most decision-making purposes, including risk assessment.

L the analyte was detected in the sample. The reported result is considered estimated and may be biased low due to a minor QA/QC problem. The true concentration of the analyte present in the sample may be higher than the reported result. The data is considered estimated and usable for most decision-making purposes, including risk assessment.

R the analyte was not detected in the sample. The reported result has been qualified as unusable due to a major QA/QC problem found during validation. This flag does not address the presence or absence of the analyte of concern rather it addresses one or more major QA/QC problems associated with the reported result. If the analyte affected is critical to the project, resampling and reanalysis of the qualified result may be required.

D result reported from diluted sample run. The original analysis of the sample required dilution either because of matrix interferences in the sample or concentration above the calibration range for the method. The sample was rerun at a dilution to obtain a more reliable result. The reported result has been adjusted to reflect the dilution factor. The reported result should be considered estimated and usable for most decision-making purposes, including risk assessment.

B this flag indicates the reported result is greater than the MDL but less than 5 times the amount found in an associated field or laboratory blank. The reported result should be considered estimated and may be biased high due to the blank contamination. The true concentration of the analyte in the sample may be lower than the reported result. This flag may be combined with the 'J' qualifier to indicate the reported value is less than the PQL.

MDL the minimum concentration of an analyte that can be measured and reported with 99% confidence that the analyte concentration is greater than zero. The MDL is determined by multiplying the appropriate one-sided 99% t-statistic by the standard deviation obtained from the analysis of seven replicates of a matrix spike containing the analyte of interest at a concentration three to five times the estimated MDL. For seven replicates, the t-statistic is 3.143.

PQL the lowest concentration that can be reliably achieved within specified limits of precision and accuracy during routine laboratory conditions. The PQL is generally 5 to 10 times the MDL. However, it may be nominally chosen within these guidelines to simplify data reporting. For many analytes the PQL is selected as the lowest non-zero standard in the calibration curve.

OU-5 SAMPLING FOR THE PERIOD

11/12/01 TO 1/18/02

(REPORT NO.9)

OU-5 SAMPLES COLLECTED FROM 11/12/01 TO 1/18/02 (Report No. 9)
(ordered by date)

SAMPLE ID	SAMPLE DATE	SDG NO.
OU5-CTA-1A-4915VNS	11/12/2001	111091
OU5-CSA-12-3509OC	11/12/2001	111090
OU5-CSA-12-3509OC	11/12/2001	111091
OU5-CSA-2-5010MA	11/12/2001	111090
OU5-CTA-1B-4015(52)	11/12/2001	111091
OU5-CSA-5-4425US	11/12/2001	111091
OU5-CSA-2-5010MA	11/12/2001	111091
OU5-CSA-4-4615SegS	11/12/2001	111091
OU5-CTA-1A-4915VNS	11/12/2001	111090
OU5-CSA-4-4615SegS	11/12/2001	111090
OU5-CSA-5-4425US	11/12/2001	111090
OU5-CSA-11-4955GR	11/13/2001	111101
OU5-CTA-1B-5100US	11/13/2001	111101
OU5-CSA-12-5069OR	11/13/2001	111101
OU5-CSA-6-4334WinP	11/14/2001	111117
OU5-CSA-6-4354WS	11/14/2001	111117
OU5-CSA-6-4317WS	11/14/2001	111117
OU5-CSA-6-4322WinP	11/14/2001	111117
OU5-CSA-6-4408WinP	11/14/2001	111117
OU5-CSA-6-4348VP	11/14/2001	111117
OU5-CSA-10-4834QS	11/14/2001	111117
OU5-CSA-3-4211(48P)	11/14/2001	111117
OU5-CSA-6-4324VP	11/14/2001	111117
OU5-CSA-2-5106AS	11/14/2001	111117
OU5-CSA-6-4425WS	11/14/2001	111117
OU5-CSA-4-4001(47)	11/14/2001	111117
OU5-CSA-5-4115(45)	11/14/2001	111117
OU5-CTA-1B-4005(52)	11/14/2001	111118
OU5-CSA-6-4429WS	11/14/2001	111117
OU5-CSA-6-4333VP	11/14/2001	111117
OU5-CSA-2-5103YS	11/15/2001	111125
OU5-CSA-11-4965GR	11/15/2001	111125
OU5-CSA-6-4424WinP	11/15/2001	111125
OU5-CSA-4-4652US	11/15/2001	111125
OU5-CSA-2-5117WP	11/15/2001	111125
OU5-CSA-12-5025OR	11/15/2001	111125
OU5-CSA-13-L78	11/15/2001	111125
OU5-CSA-8-3825(45)	11/15/2001	111125
OU5-CSA-8-4449SegS	11/15/2001	111125
OU5-CSA-13-L79	11/15/2001	111125
OU5-CSA-11-4929GR	11/15/2001	111125
OU5-CTA-1A-4248(50)	11/15/2001	111124
OU5-CSA-13-L70	11/15/2001	111125
OU5-CSA-4-4620TS	11/15/2001	111125
OU5-CSA-10-3730(48)	11/15/2001	111125
OU5-CSA-2-5120YS	11/15/2001	111125
OU5-CSA-6-4256WS	11/16/2001	111143
OU5-CSA-13-L66	11/16/2001	111142
OU5-CSA-2-5124WP	11/16/2001	111142
OU5-CSA-6-4246WS	11/16/2001	111142
OU5-CSA-3-4728VNS	11/16/2001	111142
OU5-CSA-12-4875LR	11/16/2001	111142
OU5-CSA-13-L67	11/16/2001	111142
OU5-CSA-5-4123(45)	11/16/2001	111142
OU5-CSA-2-5115(52)	11/16/2001	111142
OU5-CSA-8-4441SegS	11/16/2001	111142
OU5-CSA-13-L64	11/16/2001	111142
OU5-CSA-8-4466TinS	11/16/2001	111142

OU-5 SAMPLES COLLECTED FROM 11/12/01 TO 1/18/02 (Report No. 9)
(ordered by date)

SAMPLE ID	SAMPLE DATE	SDG NO.
OU5-CSA-13-L65	11/16/2001	111142
OU5-CSA-6-4437WS	11/16/2001	111142
OU5-CSA-12-5068OR	11/19/2001	111161
OU5-CSA-13-L68	11/19/2001	111154
OU5-CSA-13-L69	11/19/2001	111154
OU5-CSA-12-5068OR	11/19/2001	111154
OU5-CSA-8-4460SegS	11/19/2001	111154
OU5-CSA-6-4352WinP	11/19/2001	111154
OU5-CSA-13-L75	11/19/2001	111154
OU5-CSA-4-0006WC	11/19/2001	111154
OU5-CSA-13-L74	11/19/2001	111154
OU5-CSA-13-L73	11/19/2001	111154
OU5-CSA-3-4842VNS	11/19/2001	111154
OU5-CSA-8-4444SegS	11/19/2001	111154
OU5-CTA-1A-4226(50)	11/19/2001	111156
OU5-CSA-3-4801VNS	11/19/2001	111154
OU5-CSA-6-4201YS	11/19/2001	111154
OU5-CSA-6-4428WinP	11/19/2001	111154
OU5-CSA-6-4416WinP	11/19/2001	111154
OU5-CSA-13-L72	11/19/2001	111154
OU5-CSA-13-L83	11/20/2001	111166
OU5-CTA-1D-4810SegS	11/20/2001	111167
OU5-CSA-11-4938QS	11/20/2001	111167
OU5-CSA-13-L85	11/20/2001	111166
OU5-CSA-13-L84	11/20/2001	111166
OU5-CSA-8-3922(44)	11/20/2001	111166
OU5-CSA-13-L80	11/20/2001	111166
OU5-CSA-13-L94	11/20/2001	111166
OU5-CSA-8-4477SegS	11/20/2001	111166
OU5-CSA-13-L77	11/20/2001	111166
OU5-CSA-13-L81	11/20/2001	111166
OU5-CSA-13-L93	11/20/2001	111166
OU5-CSA-13-L82	11/20/2001	111166
OU5-CSA-13-L104	11/20/2001	111166
OU5-CSA-13-L95	11/20/2001	111166
OU5-CSA-13-L76	11/20/2001	111166
OU5-CSA-6-4330(42)	11/21/2001	111174
OU5-CTA-1C-5040US	11/26/2001	111183
OU5-CSA-6-4330(42)	11/26/2001	111184
OU5-CSA-6-4337VP	11/26/2001	111183
OU5-CSA-6-4329VP	11/26/2001	111183
OU5-CSA-10-4708SegS	11/26/2001	111183
OU5-CSA-6-4330(42)	11/26/2001	111183
OU5-CSA-12-5041LR	11/26/2001	111183
OU5-CSA-8-4456SS	11/26/2001	111185
OU5-CSA-12-5041LR	11/26/2001	111184
OU5-CSA-8-4456SS	11/26/2001	111184
OU5-CSA-8-4456SS	11/26/2001	111183
OU5-CSA-6-4329VP	11/27/2001	111197
OU5-CSA-12-5041LR	11/27/2001	111197
OU5-CSA-6-4337VP	11/28/2001	111205
OU5-CTA-1C-5032TS	11/28/2001	111205
OU5-CTA-1C-5058SegS	11/29/2001	111215
OU5-CTA-1C-3706FR	11/29/2001	111215
OU5-CSA-10-4708SegS	11/30/2001	111236
OU5-CTA-1C-5044VNS	11/30/2001	111236
OU5-CTA-1A-4220(50)	12/3/2001	111240
OU5-CSA-2-5100YP	12/3/2001	111239

OU-5 SAMPLES COLLECTED FROM 11/12/01 TO 1/18/02 (Report No. 9)
(ordered by date)

SAMPLE ID	SAMPLE DATE	SDG NO.
OU5-CTA-1D-3901FR	12/3/2001	111240
OU5-CSA-8-3910(44)	12/3/2001	111239
OU5-CSA-11-4959HL	12/3/2001	111239
OU5-CTA-1A-4220(50)	12/3/2001	111239
OU5-CSA-8-3910(44)	12/3/2001	111240
OU5-CSA-2-5100YP	12/3/2001	111240
OU5-CTA-1D-3901FR	12/3/2001	111239
OU5-CSA-11-4938QS	12/3/2001	111239
OU5-CSA-4-4625SegS	12/3/2001	111239
OU5-CTA-1C-5041US	12/3/2001	111237
OU5-CTA-1B-5140RP	12/4/2001	112004
OU5-CTA-1B-5120RP	12/4/2001	112004
OU5-CTA-1B-5140RP	12/4/2001	111204
OU5-CSA-8-4434SS	12/4/2001	111204
OU5-CSA-8-4434SS	12/4/2001	111241
OU5-CSA-11-4959HL	12/4/2001	112005
OU5-CSA-8-4468SegS	12/5/2001	112008
OU5-CSA-6-4227YS	12/5/2001	112008
OU5-CSA-13-L91	12/5/2001	112008
OU5-CSA-8-4460SS	12/5/2001	112008
OU5-CSA-6-4301(43)	12/5/2001	112008
OU5-CSA-5-4620VNS	12/5/2001	112008
OU5-CSA-3-4200(48P)	12/5/2001	112008
OU5-CSA-13-L92	12/5/2001	112008
OU5-CSA-8-4432SegS	12/5/2001	112008
OU5-CSA-8-4490US	12/5/2001	112008
OU5-CSA-8-4448SegS	12/5/2001	112008
OU5-CSA-8-4418SS	12/5/2001	112008
OU5-CSA-13-L90	12/5/2001	112008
OU5-CSA-12-4911LR	12/5/2001	112008
OU5-CTA-1D-4853SegS	12/5/2001	112007
OU5-CSA-8-4412SegS	12/5/2001	112008
OU5-CTA-1D-4834RS	12/6/2001	112010
OU5-CSA-4-4625SegS	12/6/2001	112010
OU5-CSA-11-5001RP	12/7/2001	112023
OU5-CTA-1D-4901RS	12/7/2001	112023
OU5-CSA-5-4115(45)	12/10/2001	112026
OU5-CSA-11-4962QS	12/10/2001	112055
OU5-CSA-6-4328WinP	12/10/2001	112044
OU5-CTA-1B-3800(52)	12/10/2001	112046
OU5-CSA-5-4115(45)	12/10/2001	112044
OU5-CSA-2-5149YS	12/10/2001	112046
OU5-CTA-1B-3800(52)	12/10/2001	112046
OU5-CSA-6-4349VP	12/10/2001	112044
OU5-CTA-1C-5030VNS	12/11/2001	112047
OU5-CTA-1A-5114(52)	12/11/2001	112047
OU5-CSA-5-4115(45)	12/12/2001	112048
OU5-CSA-6-4328WinP	12/12/2001	112048
OU5-CTA-1D-4828RS	12/13/2001	112055
OU5-CSA-11-4962QS	12/13/2001	112055
OU5-CTA-1D-3816(48)	12/14/2001	112087
OU5-CSA-6-4349VP	12/14/2001	112087
OU5-CSA-12-4940IL	12/17/2001	112088
OU5-CSA-11-4950QS	12/17/2001	112088
OU5-CTA-1D-4924VNS	12/17/2001	112103
OU5-CSA-4-4715SegS	12/17/2001	112103
OU5-CSA-4-4715SegS	12/17/2001	112088
OU5-CSA-12-5017LR	12/17/2001	112088

OU-5 SAMPLES COLLECTED FROM 11/12/01 TO 1/18/02 (Report No. 9)
(ordered by date)

SAMPLE ID	SAMPLE DATE	SDG NO.
OU5-CSA-2-5131YS	12/17/2001	112088
OU5-CSA-12-3514OC	12/17/2001	112089
OU5-CSA-8-4428SegS	12/17/2001	112088
OU5-CSA-12-3514OC	12/17/2001	112088
OU5-CSA-8-4428SegS	12/18/2001	112104
OU5-CTA-1D-4118(49)	12/18/2001	112104
OU5-CSA-11-4950QS	12/19/2001	112106
OU5-CSA-12-5017LR	12/19/2001	112104
OU5-CSA-2-5131YS	12/20/2001	112088
OU5-CTA-1D-3816(49)	12/20/2001	112125
OU5-CTA-1D-3816(49)	12/20/2001	112125
OU5-CSA-12-4940IL	12/21/2001	112129
OU5-CSA-12-5001LR	12/27/2001	112140
OU5-CTA-1A-4227FR	12/28/2001	112141
OU5-CSA-12-4907IL	12/31/2001	201001
OU5-CSA-12-5060OR	1/2/2002	201007
OU5-CSA-10-4801QS	1/2/2002	201007
OU5-CSA-12-5001LR	1/2/2002	201007
OU5-CSA-5-L16	1/3/2002	201013
OU5-CSA-5-L19	1/3/2002	201013
OU5-CSA-5-L23	1/3/2002	201013
OU5-CSA-5-L18	1/3/2002	201013
OU5-CSA-5-L17	1/3/2002	201013
OU5-CSA-5-L16	1/3/2002	201014
OU5-CSA-5-L22	1/3/2002	201013
OU5-CSA-5-L21	1/3/2002	201013
OU5-CSA-5-L24	1/3/2002	201013
OU5-CSA-5-L21	1/3/2002	201014
OU5-CSA-5-L19	1/3/2002	201014
OU5-CSA-5-L18	1/3/2002	201014
OU5-CSA-5-L20	1/3/2002	201013
OU5-CSA-5-L25	1/4/2002	201016
OU5-CSA-5-L2	1/4/2002	201016
OU5-CSA-5-L28	1/4/2002	201018
OU5-CSA-5-L7	1/4/2002	201018
OU5-CSA-5-L5	1/4/2002	201016
OU5-CSA-5-L2	1/4/2002	201018
OU5-CSA-5-L27	1/4/2002	201018
OU5-CSA-5-L4	1/4/2002	201018
OU5-CSA-5-L25	1/4/2002	201018
OU5-CSA-5-L1	1/4/2002	201018
OU5-CSA-5-L6	1/4/2002	201018
OU5-CSA-5-L5	1/4/2002	201018
OU5-CSA-12-5060OR	1/7/2002	201029
OU5-CSA-12-4907IL	1/7/2002	201029
OU5-CTA-1A-4201FR	1/7/2002	201030
OU5-CSA-12-5001LR	1/7/2002	201029
OU5-CSA-6-4341WS	1/7/2002	201029
OU5-CSA-5-4119(45)	1/7/2002	201029
OU5-CSA-9-L44	1/8/2002	201039
OU5-CTA-1C-3822FR	1/8/2002	201040
OU5-CTA-1A-5019WS	1/8/2002	201037
OU5-CSA-4-4004(47)	1/8/2002	201037
OU5-CTA-1A-5111WP	1/8/2002	201037
OU5-CSA-4-4004(47)	1/8/2002	201039
OU5-CSA-9-L44	1/8/2002	201037
OU5-CSA-13-L102	1/9/2002	201044
OU5-CSA-13-L89	1/9/2002	201044

OU-5 SAMPLES COLLECTED FROM 11/12/01 TO 1/18/02 (Report No. 9)
(ordered by date)

SAMPLE ID	SAMPLE DATE	SDG NO.
OU5-CSA-13-L100	1/9/2002	201044
OU5-CSA-12-L17	1/9/2002	201044
OU5-CSA-13-L101	1/9/2002	201044
OU5-CSA-13-L103	1/9/2002	201044
OU5-CSA-12-L16	1/9/2002	201044
OU5-CTA-1C-5125US	1/9/2002	201043
OU5-CSA-13-L96	1/9/2002	201044
OU5-CSA-13-L97	1/9/2002	201044
OU5-CSA-13-L98	1/9/2002	201044
OU5-CSA-13-L99	1/9/2002	201044
OU5-CSA-13-L87	1/9/2002	201044
OU5-CSA-12-L15	1/9/2002	201044
OU5-CSA-13-L88	1/9/2002	201044
OU5-CSA-6-4208YS	1/10/2002	201059
OU5-CTA-1C-5026TS	1/10/2002	201056
OU5-CSA-9-L37	1/10/2002	201059
OU5-CSA-2-4416(50)	1/10/2002	201059
OU5-CSA-12-4910IL	1/10/2002	201059
OU5-CSA-9-L45	1/10/2002	201059
OU5-CSA-7-4324VNS	1/10/2002	201059
OU5-CSA-12-4920IL	1/10/2002	201059
OU5-CSA-6-4352VP	1/10/2002	201059
OU5-CSA-12-4916IL	1/10/2002	201059
OU5-CSA-6-4341WS	1/11/2002	201066
OU5-CSA-5-4119(45)	1/11/2002	201066
OU5-CSA-11-3717FR	1/14/2002	201075
OU5-CSA-8-4427SS	1/14/2002	201079
OU5-CSA-9-L34	1/14/2002	201078
OU5-CSA-8-4427SS	1/14/2002	201078
OU5-CSA-12-3514OC	1/14/2002	201075
OU5-CSA-9-L33	1/14/2002	201078
OU5-CSA-6-4200(43)	1/14/2002	201078
OU5-CTA-1C-3650FR	1/15/2002	201084
OU5-CTA-1C-3940FR	1/15/2002	201084
OU5-CTA-1D-4004(49)	1/16/2002	201095
OU5-CTA-1D-3806(49)	1/16/2002	201095
OU5-CSA-6-4200(43)	1/17/2002	201101
OU5-CSA-8-4427SS	1/17/2002	201101
OU5-CSA-9-L34	1/18/2002	201122
OU5-CSA-9-L33	1/18/2002	201122

QUALITY ASSURANCE SUMMARY REPORT (NO. 9) FOR SAMPLES ASSOCIATED WITH SPRING VALLEY OU-5 SAMPLING

SAMPLING FOR NOVEMBER 12, 2001 THROUGH JANUARY 18, 2002

INTRODUCTION

This data validation summary report covers environmental samples collected from selected Spring Valley OU-5 sampling locations between November 12, 2001 and January 18, 2002. The samples are identified by Sample Delivery Groups (SDGs). An SDG represents the group of samples that were prepared and analyzed together (i.e., the analytical batch) with common laboratory QC samples. The sampling period covered in this report includes many SDGs, as indicated on the tables. Analytes in these SDGs include arsenic, 1,4-oxathiane, 1,4-dithiane, thiodiglycol, explosives, lewisite (CVAA/CVAO), sulfur mustard and total cyanide.

All work was performed in accordance with the Work Management Plan (WMP) prepared by Parsons. The WMP included a Quality Assurance Project Plan (QAPJP) that was also prepared and approved for use to ensure generation of legally defensible data. General Physics Laboratories (GPL) of Gaithersburg, Maryland and their sister laboratory, GEOMET, following procedures outlined in the QAPjP and the WMP, performed all analyses.

The samples discussed in this report are listed in the table. A glossary of the validation qualifiers is also presented at the end of this report.

EVALUATION CRITERIA

The data submitted by the laboratory has been reviewed and validated following the guidelines described in the QAPjP and consistent with Region III modifications to the USEPA Functional Guidelines for Evaluating Organic and Inorganic Data. All

information included in the data packages have been reviewed and validated including sample results, laboratory quality control results, chain-of-custody forms and all supporting raw data.

This report addresses only those problems affecting the usability of the data. A discussion of data validation qualifiers (flags) applied to the data and reasons for the qualifiers is also presented.

Deviations from the QAPjP or the analytical methods and a discussion of the overall usability of the data are also presented in the summary section of this report. QC problems leading to qualifying of data as unusable or rejected are presented in the Major Problems section. QA/QC problems leading to qualifying of data as estimated or not detected are presented in the Minor Problems section. Details concerning samples and target analytes affected are also presented.

SUMMARY

This section of this report discusses deviations from the QAPjP, other laboratory problems, QC problems leading to qualifying of data as rejected, estimated or not detected and the overall usability of the data.

Except as indicated in this report, the samples were collected, prepared and analyzed following the procedures described in the WMP and the QAPjP. Except as indicated in this report, all samples were prepared and analyzed within the specified holding times using the EPA-approved analytical procedures. The types and number of field and laboratory QC samples collected and analyzed met the QA objectives specified in the QAPjP.

No major QC problems leading to rejection of data were found during validation of the data for the samples in this sampling event.

The data as submitted by the laboratory and qualified following data validation are usable for the purposes of this project. The overall completeness for the sampling event is 100 percent since no data have been rejected and reported in the data tables.

Minor QC problems leading to qualifying of data as estimated or not detected included: accuracy (% recovery) outliers, precision (RPD) outliers, holding time violations and reported detections less than the Practical Quantitation Limit (PQL). Details concerning these QC problems are presented in the Minor Problems section.

MAJOR PROBLEMS

As indicated above no major problems were found during validation of the data for this SDG. No reported results have been qualified as rejected or unusable. All reported results should be considered usable as qualified in the data tables.

MINOR PROBLEMS

This section of the QA summary report discusses QC problems leading to qualifying of data as estimated. The "J" qualifier is used to indicate estimated results. The flag indicates that the analyte was positively identified but the associated value may be imprecise due to QC problems.

As indicated above, QC problems leading to qualifying of data as estimated included: accuracy or precision outliers, holding time violations and reported detections less than the PQL. Details concerning these problems are presented below by analytical parameter.

Organosulfur Compounds

- Surrogate percent recovery outliers were reported for sample CSA-8-4434SS-SB-(2-3), SDG 112089. The reported percent recoveries for the samples were outside the control limits. Although the target analytes were not detected in any of the affected samples, the reported PQLs have been qualified as estimated and flagged ‘UJ’. The reported data is usable for most purposes, including risk assessment.

- Accuracy outliers were reported for the Laboratory Control Samples (LCS) associated with SDG 201039. The reported recoveries for target analyte 1,4-oxathiane were outside the control limits. Although the analyte was not

detected in any of the affected samples, the reported PQLs have been qualified as estimates and flagged 'UJ'.

Lewisite (CVAA/CVAO)

- A holding time violation was reported in sample CSA-12-3514OC-SB(3-4) in SDG 112089. The sample was analyzed outside the required holding time. The reported results for the affected sample have been qualified as estimates and flagged 'UJ'.

Metals

- Some reported arsenic results have been qualified as estimated and flagged 'J'. This flag indicates the analyte was positively identified but the associated value is less than the PQL. Samples in the following SDGs were affected: 111091, 111125, 111142, 111154, 111166, 112004, 112008, 112009, 112088, 201013, 210018, 201032, 201044, 201078, 111117, 112239, 201037, 111101, 111118, 111124, 111156, 111167, 111174, 111183, 111197, 111205, 111215, 111236, 111237, 112005, 112007, 112010, 112023, 112046, 112047, 112048, 112055, 112087, 112103, 112104, 112106, 112125, 112129, 112140, 201001, 201007, 201030, 201075 and 201084.

- Accuracy (matrix spike percent recovery) outliers were reported for arsenic. The reported results for arsenic in the affected samples have been qualified as estimated and flagged 'L/UL'. The 'L' qualifier indicates a low bias meaning the actual result or PQL may be higher than the reported result. The reported data is usable for most purposes, including risk assessment. Samples in the following SDGs were affected: 111118, 111197, 111236, 112104, 111142, 112009 and 201037.

- Accuracy (matrix spike percent recovery) outliers were reported for arsenic. The reported results for arsenic in the affected samples have been qualified as estimated and flagged 'K/JK'. The 'K' qualifier indicates a high bias meaning the actual result may be lower than the reported result. The reported data is

usable for most purposes, including risk assessment. Only samples in SDGs 111215, 112125, 112008 and 201101 were affected.

- Precision outliers were reported for arsenic. The Relative Percent Difference (RPD) for the laboratory duplicate associated with the following SDGs were outside the control limit: 111167, 111183, 111237, 112048, 112055, 112106, 112008, 201078, 201056 and 201095. Reported results for arsenic in the affected samples have been qualified as estimates and flagged 'J/UJ'.

GLOSSARY OF DATA VALIDATION QUALIFIERS

U the analyte was analyzed for and is not present. The associated numerical value (Method Detection Limit – MDL) indicates the minimum concentration that can be measured by the instrument with 99% confidence. The 'J' qualifier may be combined with the 'U' qualifier.

J the analyte was analyzed for and was detected in the samples, but the reported result is 'estimated' either because it is less than the PQL or at least one minor QA/QC problem was found during validation. Data with the 'J' qualifier is considered usable for most decision-making purposes, including risk assessment. The 'J' qualifier may be combined with the 'K' (high bias) or 'L' (low bias) qualifier when the bias resulting from a minor QA/QC problem can be determined. When combined with the 'K' or 'L' qualifier, the 'J' qualifier indicates the reported value is less than the PQL.

K the analyte was detected in the sample. The reported result is considered estimated and may be biased high, due to a minor QA/QC problem. The true concentration of the analyte present in the sample may be lower than the reported result. The data is considered estimated and usable for most decision-making purposes, including risk assessment.

L the analyte was detected in the sample. The reported result is considered estimated and may be biased low due to a minor QA/QC problem. The true concentration of the analyte present in the sample may be higher than the reported result. The data is considered estimated and usable for most decision-making purposes, including risk assessment.

R the analyte was not detected in the sample. The reported result has been qualified as unusable due to a major QA/QC problem found during validation. This flag does not address the presence or absence of the analyte of concern rather it addresses one or more major QA/QC problems associated with the reported result. If the analyte affected is critical to the project, resampling and reanalysis of the qualified result may be required.

D result reported from diluted sample run. The original analysis of the sample required dilution either because of matrix interferences in the sample or concentration above the calibration range for the method. The sample was rerun at a dilution to obtain a more reliable result. The reported result has been adjusted to reflect the dilution factor. The reported result should be considered estimated and usable for most decision-making purposes, including risk assessment.

B this flag indicates the reported result is greater than the MDL but less than 5 times the amount found in an associated field or laboratory blank. The reported result should be considered estimated and may be biased high due to the blank contamination. The true concentration of the analyte in the sample may be lower than the reported result. This flag may be combined with the 'J' qualifier to indicate the reported value is less than the PQL.

MDL the minimum concentration of an analyte that can be measured and reported with 99% confidence that the analyte concentration is greater than zero. The MDL is determined by multiplying the appropriate one-sided 99% t-statistic by the standard deviation obtained from the analysis of seven replicates of a matrix spike containing the analyte of interest at a concentration three to five times the estimated MDL. For seven replicates, the t-statistic is 3.143.

PQL the lowest concentration that can be reliably achieved within specified limits of precision and accuracy during routine laboratory conditions. The PQL is generally 5 to 10 times the MDL. However, it may be nominally chosen within these guidelines to simplify data reporting. For many analytes the PQL is selected as the lowest non-zero standard in the calibration curve.

OU-5 SAMPLING FOR THE PERIOD

1/21/02 TO 7/02/02

(REPORT NO.10)

OU-5 SAMPLES COLLECTED FROM 1/21/02 TO 7/02/02 (Report No. 10)
(ordered by date)

SAMPLE ID	SAMPLE DATE	SDG NO.
OU5-CSA-12-4925LR-SB1	1/21/2002	201123
OU5-CSA-8-4458TinS-SB1	1/21/2002	201123
OU5-CSA-8-4430TinS-SB1	1/21/2002	201123
OU5-CSA-8-4447SS-SB1	1/21/2002	201123
OU5-CSA-6-4212YS-SB1	1/21/2002	201123
OU5-CSA-6-4331(43)-SB1	1/21/2002	201123
OU5-CSA-12-L18-1	1/21/2002	201123
OU5-CSA-12-L18-2	1/21/2002	201123
OU5-CSA-12-L19-1	1/21/2002	201123
OU5-CSA-12-L19-2	1/21/2002	201123
OU5-CSA-12-L20-1	1/21/2002	201123
OU5-CSA-12-L20-2	1/21/2002	201123
OU5-CSA-12-L21-1	1/21/2002	201123
OU5-CSA-12-L21-2	1/21/2002	201123
OU5-CSA-8-4458TinS	1/22/2002	201137
OU5-CSA-8-4430TinS	1/22/2002	201137
OU5-CSA-8-4447SS	1/23/2002	201144
OU5-CTA-1D-4847SegS	1/23/2002	201144
OU5-CSA-6-4212YS	1/24/2002	201150
OU5-CSA-6-4333VNS	1/24/2002	201150
OU5-CSA-6-4331(43)	1/25/2002	201175
OU5-CTA-1A-4911VNS	1/25/2002	201175
OU5-CSA-11-4944QS	1/28/2002	201180
OU5-CSA-6-4347WS	1/28/2002	201179
OU5-CSA-6-4347WS	1/28/2002	201176
OU5-CSA-6-4317WS	1/28/2002	201179
OU5-CSA-11-4944QS	1/28/2002	201176
OU5-CSA-10-4834QS	1/28/2002	201194
OU5-CSA-2-5145YS	1/28/2002	201179
OU5-CSA-6-4317WS	1/28/2002	201180
OU5-CSA-11-4918HL	1/28/2002	201179
OU5-CSA-7-4216VNS	1/29/2002	201190
OU5-CSA-2-5145YS	1/29/2002	201190
OU5-CSA-6-4317WS	1/30/2002	201194
OU5-CSA-10-4834QS	1/30/2002	201194
OU5-CTA-1A-4915VNS	1/31/2002	202003
OU5-CSA-11-4918HL	1/31/2002	202003
OU5-CSA-4-4012(47)	2/1/2002	202012
OU5-CSA-4-4016(47)	2/1/2002	202012
OU5-CSA-4-4008(47)	2/4/2002	202023
OU5-CSA-7-4216VNS	2/4/2002	202023
OU5-CSA-4-4005(47)	2/4/2002	202023
OU5-CSA-4-4012(47)	2/4/2002	202023
OU5-CSA-4-4000(47)	2/4/2002	202024
OU5-CSA-4-4000(47)	2/4/2002	202023
OU5-CSA-4-4001(47)	2/4/2002	202023
OU5-CSA-5-4624VNS	2/4/2002	202023
OU5-CSA-4-4012(47)	2/4/2002	202022
OU5-CSA-4-4016(47)	2/4/2002	202023
OU5-CSA-4-4001(47)	2/5/2002	202026

OU-5 SAMPLES COLLECTED FROM 1/21/02 TO 7/02/02 (Report No. 10)
(ordered by date)

SAMPLE ID	SAMPLE DATE	SDG NO.
OU5-CSA-4-4005(47)	2/5/2002	202026
OU5-CSA-4-4009(47)	2/6/2002	202041
OU5-CSA-5-4624VNS	2/7/2002	202050
OU5-CSA-4-4008(47)	2/7/2002	202050
OU5-CSA-7-L16	2/8/2002	202058
OU5-CSA-5-L15	2/8/2002	202058
OU5-CSA-13-L80	2/11/2002	202062
OU5-CSA-13-L81	2/11/2002	202062
OU5-CSA-13-L15	2/12/2002	202068
OU5-CSA-5-L15	2/13/2002	202076
OU5-CTA-1D-4919US	2/13/2002	202076
OU5-CSA-4-4009(47)	2/13/2002	202076
OU5-CSA-13-L15	2/13/2002	202077
OU5-CSA-13-L15	2/13/2002	202068
OU5-CSA-7-L25	2/13/2002	202077
OU5-CSA-7-L25	2/13/2002	202076
OU5-CSA-6-4318WS	2/13/2002	202076
OU5-CSA-2-5126WP	2/14/2002	202085
OU5-CSA-8-3916(44)	2/14/2002	202085
OU5-CSA-6-4433WS	2/14/2002	202085
OU5-CSA-6-4432WinP	2/14/2002	202085
OU5-CSA-12-3520OC	2/14/2002	202085
OU5-CSA-2-5113YS	2/14/2002	202085
OU5-CSA-5-4106(46)	2/14/2002	202085
OU5-CSA-6-4325VNS	2/14/2002	202085
OU5-CSA-12-4994GR	2/14/2002	202085
OU5-CSA-12-4853LR	2/14/2002	202085
OU5-CSA-2-5105YS	2/14/2002	202085
OU5-CSA-12-4995GR	2/14/2002	202085
OU5-CSA-5-4635MA	2/14/2002	202085
OU5-CSA-7-L25	2/15/2002	202095
OU5-CSA-6-4318WS	2/15/2002	202095
OU5-CSA-12-L20	2/18/2002	202102
OU5-CTA-1C-5148TS	2/18/2002	202102
OU5-CTA-1C-5040SegS	2/20/2002	202108
OU5-CSA-10-3641(49)	2/20/2002	202109
OU5-CSA-10-4615RS	2/20/2002	202109
OU5-CSA-8-4442TinS	2/20/2002	202109
OU5-CSA-5-4651MA	2/20/2002	202109
OU5-CSA-12-4850RP	2/20/2002	202109
OU5-CSA-2-5123WP	2/21/2002	202118
OU5-CSA-6-4354WS	2/21/2002	202118
OU5-CSA-2-5147YS	2/22/2002	202134
OU5-CSA-6-4323WinP	2/22/2002	202134
OU5-CSA-6-4437WS	2/25/2002	202139
OU5-CTA-1B-4070(52)	2/25/2002	202139
OU5-CSA-8-4477SegS	2/26/2002	202147
OU5-CTA-1C-3720FR	2/26/2002	202147
OU5-CTA-1B-5120RP	2/27/2002	202153
OU5-CSA-6-4215YS	2/27/2002	202153

OU-5 SAMPLES COLLECTED FROM 1/21/02 TO 7/02/02 (Report No. 10)
(ordered by date)

SAMPLE ID	SAMPLE DATE	SDG NO.
OU5-CSA-6-4215YS	2/28/2002	202163
OU5-CSA-12-L20	2/28/2002	202102
OU5-CSA-2-5147YS	2/28/2002	202163
OU5-CSA-6-4354WS	2/28/2002	202163
OU5-CSA-8-4477SegS	2/28/2002	202163
OU5-CSA-6-4437WS	2/28/2002	202163
OU5-CSA-6-4323WinP	2/28/2002	202163
OU5-CSA-2-4350(50)	3/19/2002	203087
OU5-CTA-1A-5027VNS	3/19/2002	203089
OU5-CTA-1A-5020WS	3/19/2002	203089
OU5-CTA-1B-5209UT	3/19/2002	203089
OU5-CTA-1B-5165RP	3/19/2002	203089
OU5-CSA-2-4350(50)	3/19/2002	203089
OU5-CSA-2-5012MA	3/20/2002	203097
OU5-CSA-2-5012MA	3/20/2002	203095
OU5-CTA-1D-4110(49)	3/20/2002	203095
OU5-CSA-5-4105(46)	3/21/2002	203099
OU5-CSA-6-4311WS	3/21/2002	203099
OU5-CSA-6-4426(42)	3/21/2002	203099
OU5-CSA-7-4224VNS	3/21/2002	203099
OU5-CSA-6-4210(43)	3/21/2002	203099
OU5-CSA-6-4209WS	3/21/2002	203099
OU5-CSA-6-4441WS	3/21/2002	203099
OU5-CSA-10-4620SegS	3/21/2002	203099
OU5-CSA-5-4225(45)	3/21/2002	203099
OU5-CSA-6-4309VNS	3/21/2002	203099
OU5-CSA-12-4935LR	3/21/2002	203099
OU5-CSA-6-4201(43)	3/21/2002	203099
OU5-CSA-6-4312(43)	3/21/2002	203099
OU5-CSA-6-4418(42)	3/21/2002	203099
OU5-CSA-6-4240AP	3/21/2002	203099
OU5-CSA-10-3806(47)	3/21/2002	203099
OU5-CSA-10-3710UA	3/22/2002	203105
OU5-CSA-6-4222(42)	3/22/2002	203105
OU5-CSA-2-5127WP	3/22/2002	203105
OU5-CSA-6-4404WinP	3/22/2002	203105
OU5-CSA-10-3723(48)	3/22/2002	203105
OU5-CSA-8-4430SS	3/22/2002	203105
OU5-CSA-5-4524VNS	3/22/2002	203105
OU5-CSA-8-4426SS	3/22/2002	203105
OU5-CSA-5-4508VNS	3/22/2002	203105
OU5-CSA-2-5111YS	3/22/2002	203105
OU5-CSA-4-4738TS	3/22/2002	203105
OU5-CSA-3-4720MA	3/22/2002	203105
OU5-CSA-7-4308VNS	3/22/2002	203105
OU5-CSA-8-4408SS	3/22/2002	203105
OU5-CSA-6-4329WinP	3/22/2002	203105
OU5-CSA-2-5151YS	3/22/2002	203105
OU5-CSA-2-5125(52)	3/22/2002	203105
OU5-CSA-2-5141YS	3/25/2002	203106

OU-5 SAMPLES COLLECTED FROM 1/21/02 TO 7/02/02 (Report No. 10)
(ordered by date)

SAMPLE ID	SAMPLE DATE	SDG NO.
OU5-CTA-1A-5100WP	3/26/2002	203110
OU5-CSA-2-5006MA	3/26/2002	203110
OU5-CSA-6-4301WS	3/26/2002	203110
OU5-CSA-2-5116YS	3/26/2002	203110
OU5-CSA-6-4301WS	3/26/2002	203111
OU5-CSA-2-5006MA	3/26/2002	203111
OU5-CSA-2-5028MA	3/26/2002	203111
OU5-CSA-2-5028MA	3/26/2002	203110
OU5-CSA-2-5116YS	3/26/2002	203111
OU5-CSA-2-5141YS	3/27/2002	203118
OU5-CSA-2-4308(50)	3/27/2002	203120
OU5-CTA-1A-4244(50)	3/27/2002	203118
OU5-CTA-1C-5126TS	3/27/2002	203118
OU5-CTA-1D-3920(49)	3/27/2002	203118
OU5-CSA-2-4308(50)	3/27/2002	203118
OU5-CTA-1A-4244(50)	3/27/2002	203120
OU5-CSA-11-4950HL	3/28/2002	203130
OU5-CSA-12-5150RP	3/28/2002	203130
OU5-CSA-12-5063LR	3/28/2002	203130
OU5-CSA-6-4234(42)	3/28/2002	203130
OU5-CSA-12-4920RP	3/28/2002	203130
OU5-CSA-5-4430VNS	3/28/2002	203130
OU5-CSA-10-4700SegS	3/28/2002	203130
OU5-CSA-2-5036MA	3/28/2002	203130
OU5-CSA-2-4330(50)	3/28/2002	203130
OU5-CSA-8-4473SegS	3/28/2002	203130
OU5-CTA-1C-5040SegS	4/2/2002	204016
OU5-CTA-1D-4810SegS	4/23/2002	204128
OU5-CTA-1B-5115RP	4/24/2002	204136
OU5-CTA-1D-4901TS	4/24/2002	204136
OU5-CTA-1B-3825(52)	4/24/2002	204136
OU5-CTA-1B-5127TS	4/24/2002	204136
OU5-CTA-1D-4849RS	4/24/2002	204136
OU5-CSA-10-4726SegS	4/25/2002	204148
OU5-CSA-2-5118AS	4/25/2002	204148
OU5-CSA-6-4335VNS	4/25/2002	204148
OU5-CSA-6-4325VNS	4/25/2002	204148
OU5-CSA-12-4955LR	4/25/2002	204148
OU5-CSA-6-4205VNS	4/25/2002	204148
OU5-CSA-4-4700US	4/25/2002	204148
OU5-CSA-6-4401(43)	4/25/2002	204148
OU5-CSA-2-5126AS	4/25/2002	204148
OU5-CTA-1C-5041US	4/25/2002	204150
OU5-CSA-3-4726MA	4/25/2002	204148
OU5-CSA-5-4115(46)	4/25/2002	204148
OU5-CTA-1D-4920VNS	5/1/2002	205013
OU5-CSA-6-4310(44)	5/1/2002	205013
OU5-CTA-1D-4920VNS	5/1/2002	205015
OU5-CSA-12-5041LR	5/1/2002	205015
OU5-CSA-6-4310(44)	5/1/2002	205015

OU-5 SAMPLES COLLECTED FROM 1/21/02 TO 7/02/02 (Report No. 10)
(ordered by date)

SAMPLE ID	SAMPLE DATE	SDG NO.
OU5-CSA-4-3916(47)	5/1/2002	205015
OU5-CSA-5-L34	5/22/2002	205125
OU5-CSA-5-L33	5/22/2002	205125
OU5-CSA-5-4655MA	5/22/2002	205126
OU5-CSA-5-L12	5/22/2002	205125
OU5-CSA-5-L13	5/22/2002	205125
OU5-CSA-5-L9	5/22/2002	205125
OU5-CSA-5-L8	5/22/2002	205125
OU5-CSA-5-L14	5/22/2002	205125
OU5-CSA-5-L11	5/22/2002	205125
OU5-CSA-5-L10	5/22/2002	205125
OU5-CSA-4-4007(49)	6/10/2002	206050
OU5-CSA-8-4460SS	6/10/2002	206049
OU5-CSA-6-4330WS	6/11/2002	206056
OU5-CSA-3-4813VNS	6/11/2002	206056
OU5-CSA-6-4414(42)	6/11/2002	206056
OU5-CSA-5-4125(46)	6/11/2002	206056
OU5-CSA-6-4316WinP	6/11/2002	206056
OU5-CSA-5-4520VNS	6/11/2002	206056
OU5-CSA-5-4450VNS	6/11/2002	206056
OU5-CSA-2-5117YS	6/11/2002	206056
OU5-CTA-1B-5121TS	7/2/2002	207014
OU5-CSA-6-4221(43)	7/2/2002	207014
OU5-CSA-7-L16	7/2/2002	207014
OU5-CSA-8-4460SS	7/2/2002	207014

QUALITY ASSURANCE SUMMARY REPORT (NO. 10) FOR SAMPLES ASSOCIATED WITH SPRING VALLEY OU-5 SAMPLING

SAMPLING FROM JANUARY 21, 2002 THROUGH JULY 2, 2002

INTRODUCTION

This data validation summary report covers environmental samples collected from selected Spring Valley OU-5 sampling locations between January 22 and July 2, 2002. The samples are identified by Sample Delivery Groups (SDGs). An SDG represents the group of samples that were prepared and analyzed together (i.e., the analytical batch) with common laboratory QC samples. The sampling period covered in this report includes many SDGs, as indicated on the tables. Analytes in these SDGs include arsenic, 1,4-oxathiane, 1,4-dithiane, thiodiglycol, explosives, lewisite (CVAA/CVAO), sulfur mustard and total cyanide.

All work was performed in accordance with the Work Management Plan (WMP) prepared by Parsons. The WMP included a Quality Assurance Project Plan (QAPJP) that was also prepared and approved for use to ensure generation of legally defensible data. General Physics Laboratories (GPL) of Gaithersburg, Maryland and their sister laboratory, GEOMET, following procedures outlined in the QAPjP and the WMP, performed all analyses.

The samples discussed in this report are listed in the table. A glossary of the validation qualifiers is also presented at the end of this report.

EVALUATION CRITERIA

The data submitted by the laboratory has been reviewed and validated following the guidelines described in the QAPjP and consistent with Region III modifications to the USEPA Functional Guidelines for Evaluating Organic and Inorganic Data. All

information included in the data packages have been reviewed and validated including sample results, laboratory quality control results, chain-of-custody forms and all supporting raw data.

This report addresses only those problems affecting the usability of the data. A discussion of data validation qualifiers (flags) applied to the data and reasons for the qualifiers is also presented.

Deviations from the QAPjP or the analytical methods and a discussion of the overall usability of the data are also presented in the summary section of this report. QC problems leading to qualifying of data as unusable or rejected are presented in the Major Problems section. QA/QC problems leading to qualifying of data as estimated or not detected are presented in the Minor Problems section. Details concerning samples and target analytes affected are also presented.

SUMMARY

This section of this report discusses deviations from the QAPjP, other laboratory problems, QC problems leading to qualifying of data as rejected, estimated or not detected and the overall usability of the data.

Except as indicated in this report, the samples were collected, prepared and analyzed following the procedures described in the WMP and the QAPjP. Except as indicated in this report, all samples were prepared and analyzed within the specified holding times using the EPA-approved analytical procedures. The types and number of field and laboratory QC samples collected and analyzed met the QA objectives specified in the QAPjP.

No major QC problems leading to rejection of data were found during validation of the data for the samples in this sampling event.

The data as submitted by the laboratory and qualified following data validation are usable for the purposes of this project. The overall completeness for the sampling event is 100 percent since no data have been rejected and reported in the data tables.

Minor QC problems leading to qualifying of data as estimated or not detected included: accuracy (% recovery) outliers, precision (RPD) outliers, holding time violations and reported detections less than the Practical Quantitation Limit (PQL). Details concerning these QC problems are presented in the Minor Problems section.

MAJOR PROBLEMS

As indicated above no major problems were found during validation of the data for this SDG. No reported results have been qualified as rejected or unusable. All reported results should be considered usable as qualified in the data tables.

MINOR PROBLEMS

This section of the QA summary report discusses QC problems leading to qualifying of data as estimated. The "J" qualifier is used to indicate estimated results. The flag indicates that the analyte was positively identified but the associated value may be imprecise due to QC problems.

As indicated above, QC problems leading to qualifying of data as estimated included: accuracy or precision outliers, holding time violations and reported detections less than the PQL. Details concerning these problems are presented below by analytical parameter.

Organosulfur Compounds

- Accuracy outliers were reported for the Laboratory Control Samples (LCS) associated with SDG 202109. The reported recoveries for target analytes 1,4-oxathiane and 1,4-dithiane were below the control limits. Although the analytes were not detected in any of the affected samples, the reported PQLs have been qualified as estimates and flagged ‘UL’. The ‘L’ qualifier indicates a low bias meaning the true PQL may be higher than reported. The reported data is usable for most purposes, including risk assessment.

Metals

- Some reported arsenic results have been qualified as estimated and flagged 'J'. This flag indicates the analyte was positively identified but the associated value is less than the PQL. Samples in the following SDGs were affected: 202062, 202068, 202102, 202118, 202134, 202139, 202147, 202153, 201123, 201179, 201190, 202023, 202076, 203089, 203095, 203099, 203106, 203110, 203118, 204136, 207007, 204014, 205015 and 109067.

- Accuracy (matrix spike percent recovery) outliers were reported for arsenic. The reported results for arsenic in the affected samples have been qualified as estimated and flagged 'L/UL'. The 'L' qualifier indicates a low bias meaning the actual result or PQL may be higher than the reported result. The reported data is usable for most purposes, including risk assessment. Samples in the following SDGs were affected: 202147 and 202163.

- Accuracy (matrix spike percent recovery) outliers were reported for arsenic. The reported results for arsenic in the affected samples have been qualified as estimated and flagged 'K/JK'. The 'K' qualifier indicates a high bias meaning the actual result may be lower than the reported result. The reported data is usable for most purposes, including risk assessment. Only samples in SDG 201194, 202095, 201179, 203105 and 203106 were affected.

- Precision outliers were reported for arsenic. The Relative Percent Difference (RPD) for the laboratory duplicate associated with the following SDGs were outside the control limit: 202058, 202102, 202147 and 202085. Reported results for arsenic in the affected samples have been qualified as estimates and flagged 'J/UJ'.

GLOSSARY OF DATA VALIDATION QUALIFIERS

U the analyte was analyzed for and is not present. The associated numerical value (Method Detection Limit – MDL) indicates the minimum concentration that can be measured by the instrument with 99% confidence. The 'J' qualifier may be combined with the 'U' qualifier.

J the analyte was analyzed for and was detected in the samples, but the reported result is 'estimated' either because it is less than the PQL or at least one minor QA/QC problem was found during validation. Data with the 'J' qualifier is considered usable for most decision-making purposes, including risk assessment. The 'J' qualifier may be combined with the 'K' (high bias) or 'L' (low bias) qualifier when the bias resulting from a minor QA/QC problem can be determined. When combined with the 'K' or 'L' qualifier, the 'J' qualifier indicates the reported value is less than the PQL.

K the analyte was detected in the sample. The reported result is considered estimated and may be biased high, due to a minor QA/QC problem. The true concentration of the analyte present in the sample may be lower than the reported result. The data is considered estimated and usable for most decision-making purposes, including risk assessment.

L the analyte was detected in the sample. The reported result is considered estimated and may be biased low due to a minor QA/QC problem. The true concentration of the analyte present in the sample may be higher than the reported result. The data is considered estimated and usable for most decision-making purposes, including risk assessment.

R the analyte was not detected in the sample. The reported result has been qualified as unusable due to a major QA/QC problem found during validation. This flag does not address the presence or absence of the analyte of concern rather it addresses one or more major QA/QC problems associated with the reported result. If the analyte affected is critical to the project, resampling and reanalysis of the qualified result may be required.

D result reported from diluted sample run. The original analysis of the sample required dilution either because of matrix interferences in the sample or concentration above the calibration range for the method. The sample was rerun at a dilution to obtain a more reliable result. The reported result has been adjusted to reflect the dilution factor. The reported result should be considered estimated and usable for most decision-making purposes, including risk assessment.

B this flag indicates the reported result is greater than the MDL but less than 5 times the amount found in an associated field or laboratory blank. The reported result should be considered estimated and may be biased high due to the blank contamination. The true concentration of the analyte in the sample may be lower than the reported result. This flag may be combined with the 'J' qualifier to indicate the reported value is less than the PQL.

MDL the minimum concentration of an analyte that can be measured and reported with 99% confidence that the analyte concentration is greater than zero. The MDL is determined by multiplying the appropriate one-sided 99% t-statistic by the standard deviation obtained from the analysis of seven replicates of a matrix spike containing the analyte of interest at a concentration three to five times the estimated MDL. For seven replicates, the t-statistic is 3.143.

PQL the lowest concentration that can be reliably achieved within specified limits of precision and accuracy during routine laboratory conditions. The PQL is generally 5 to 10 times the MDL. However, it may be nominally chosen within these guidelines to simplify data reporting. For many analytes the PQL is selected as the lowest non-zero standard in the calibration curve.

OU-4 AND OU-5 SAMPLING FOR THE PERIOD

4/03/01 TO 12/20/02

(REPORT NO. 11)

OU-4 AND OU-5 SAMPLES COLLECTED FROM 4/3/01 TO 12/20/02 (REPORT No. 11)
(ordered by date)

SAMPLE ID	SAMPLE DATE	SDG No.
OU-5-5059-4	4/3/2001	104015
OU-5-5059-3	4/3/2001	
OU-5-5059-2	4/3/2001	
OU-5-5059-1	4/3/2001	
OU-5-5059-1A	4/3/2001	
OU-5-5059-2A	4/3/2001	
OU-5-5059-3A	4/3/2001	
OU-5-5059-4A	4/3/2001	
OU-5-5059-SB-1	4/3/2001	
OU-5-5059-SB-2	4/3/2001	
OU-5-5059-SB-3	4/3/2001	
OU-5-5059-SB-4	4/3/2001	
OU-5-5059-SB-5	4/3/2001	
OU-5-5059-SB-6	4/3/2001	
OU-5-5059-SB-7	4/3/2001	
OU-5-5059-SB-8	4/3/2001	
OU-5-5059-SB-9	4/3/2001	
OU-5-5059-SB-DUP-02	4/3/2001	
OU-5-5059-DUP-02	4/3/2001	
OU-5-5065-1	4/3/2001	104017
OU-5-5065-2	4/3/2001	
OU-5-5065-3	4/3/2001	
OU-5-5065-4	4/3/2001	
OU-5-5065-1A	4/3/2001	
OU-5-5065-2A	4/3/2001	
OU-5-5065-3A	4/3/2001	
OU-5-5065-4A	4/3/2001	
OU-5-5065-SB-1	4/3/2001	
OU-5-5065-SB-2	4/3/2001	
OU-5-5065-SB-3	4/3/2001	
OU-5-5065-SB-4	4/3/2001	
OU-5-5065-SB-5	4/3/2001	
OU-5-5065-SB-6	4/3/2001	
OU-5-5065-SB-7	4/3/2001	
OU-5-5065-DUP-01	4/3/2001	
OU-5-5036-1	4/4/2001	104029
OU-5-5036-2	4/4/2001	
OU-5-5036-3	4/4/2001	
OU-5-5036-4	4/4/2001	
OU-5-5036-1A	4/4/2001	
OU-5-5036-2A	4/4/2001	
OU-5-5036-3A	4/4/2001	
OU-5-5036-4A	4/4/2001	
OU-5-5036-SB-1	4/4/2001	
OU-5-5036-SB-2	4/4/2001	
OU-5-5036-SB-3	4/4/2001	
OU-5-5036-SB-4	4/4/2001	
OU-5-5036-SB-5	4/4/2001	
OU-5-5036-SB-6	4/4/2001	
OU-5-5036-DUP-01	4/4/2001	
OU4-4810GR-(120,80)	4/23/2002	204130
OU4-4810GR-(120,100)	4/23/2002	
OU4-4810GR-(100,100)	4/23/2002	
OU4-4810GR-(80,80)	4/23/2002	204130
OU4-4810GR-(100,80)	4/23/2002	
OU4-4810GR-(40,80)	4/23/2002	
OU4-4810GR-(60,80)	4/23/2002	

OU-4 AND OU-5 SAMPLES COLLECTED FROM 4/3/01 TO 12/20/02 (REPORT No. 11)
(ordered by date)

SAMPLE ID	SAMPLE DATE	SDG No.
OU4-4810GR-(80,100)	4/23/2002	
OU4-4810GR-(40,60)	4/23/2002	
OU4-4810GR-(40,20)	4/23/2002	
OU4-4810GR-(160,160)	4/23/2002	
OU4-4810GR-(140,140)	4/23/2002	
OU4-4810GR-(160,120)	4/23/2002	
OU4-4810GR-(100,120)	4/23/2002	
OU4-4810GR-(60,20)	4/23/2002	
OU4-4810GR-(40,40)	4/23/2002	
OU4-4810GR-(60,40)	4/23/2002	
OU4-4810GR-(80,20)	4/23/2002	
OU4-4810GR-(120,140)	4/23/2002	
OU4-4810GR-(160,140)	4/23/2002	
OU4-4810GR-(120,160)	4/23/2002	
OU4-4810GR-(20,20)	4/23/2002	
OU4-4810GR-(60,60)	4/23/2002	
OU4-4810GR-(20,60)	4/23/2002	
OU4-4810GR-(140,40)	4/23/2002	
OU4-4810GR-(160,20)	4/23/2002	
OU4-4810GR-(160,40)	4/23/2002	
OU4-4810GR-(60,140)	4/23/2002	
OU4-4810GR-(160,100)	4/23/2002	
OU4-4810GR-(100,160)	4/23/2002	
OU4-4810GR-(140,120)	4/23/2002	
OU4-4810GR-(120,120)	4/23/2002	
OU4-4810GR-(160,80)	4/23/2002	
OU4-4810GR-(160,60)	4/23/2002	
OU4-4810GR-(140,100)	4/23/2002	
OU4-4810GR-(140,60)	4/23/2002	
OU4-4810GR-(100,40)	4/23/2002	
OU4-4810GR-(140,20)	4/23/2002	
OU4-4810GR-(100,20)	4/23/2002	
OU4-4810GR-(120,20)	4/23/2002	
OU4-4810GR-(120,40)	4/23/2002	
OU4-4810GR-(100,60)	4/23/2002	
OU4-4810GR-(80,60)	4/23/2002	
OU4-4810GR-(80,120)	4/23/2002	
OU4-4810GR-(80,40)	4/23/2002	
OU4-4810GR-(100,140)	4/23/2002	
OU4-4810GR-(60,120)	4/23/2002	
OU4-4810GR-(40,100)	4/23/2002	
OU4-4810GR-(80,140)	4/23/2002	
OU4-4810GR-(60,100)	4/23/2002	
OU4-4810GR-(40,120)	4/23/2002	
OU4-4810GR-(40,140)	4/23/2002	
OU4-4810GR-(120,60)	4/23/2002	
OU4-4810GR-(20,60) DUP	4/23/2002	
OU4-4810GR-(140,160)	4/23/2002	
OU4-4810GR-DUP01	4/23/2002	
OU4-4810GR-DUP02	4/23/2002	204130
OU4-4810GR-DUP03	4/23/2002	
CSA-6-4221(43)-SB(3.5-4.5)	7/2/2002	207015
CSA-6-4221(43)-SB(3.5-4.5)	7/2/2002	
CSA-6-4221(43)-SB-(3.5-4.5)	7/2/2002	
CSA-6-4221(43)-SB-(3.5-4.5)	7/2/2002	
OU5-CSA-11-4949QS-1	8/7/2002	208047
OU5-CSA-11-4949QS-2	8/7/2002	

OU-4 AND OU-5 SAMPLES COLLECTED FROM 4/3/01 TO 12/20/02 (REPORT No. 11)
(ordered by date)

SAMPLE ID	SAMPLE DATE	SDG No.
OU5-CSA-5-L3-1	8/7/2002	
OU5-CSA-5-L3-2	8/7/2002	
OU5-CSA-5-4643MA-1	8/7/2002	
OU5-CSA-5-4643MA-2	8/7/2002	
OU5-CTA-1A-L1-SBA1	8/26/2002	208184
OU5-CTA-1A-L1-SBA2	8/26/2002	
OU5-CTA-1A-L1-SBA3	8/26/2002	
OU5-CTA-1A-L1-SBA4	8/26/2002	
OU5-CTA-1A-L1-SBA5	8/26/2002	
OU5-CTA-1A-L1-SBA6	8/26/2002	
OU5-CTA-1A-L1-1	8/26/2002	
OU5-CTA-1A-L1-2	8/26/2002	
OU5-CTA-1A-L1-3	8/26/2002	
OU5-CTA-1A-L1-4	8/26/2002	
OU5-CTA-1A-L2-SB1	8/26/2002	
OU5-CTA-1A-L2-SB2	8/26/2002	
OU5-CTA-1A-L2-SB3	8/26/2002	
OU5-CTA-1A-L2-SB4	8/26/2002	
OU5-CTA-1A-L2-1	8/26/2002	
OU5-CTA-1A-L2-2	8/26/2002	
OU5-CTA-1A-L2-3	8/26/2002	
OU5-CTA-1A-L2-4	8/26/2002	
OU5-CSA-3-L6-1	8/26/2002	
OU5-CSA-3-L6-2	8/26/2002	
OU5-CSA-3-L8-1	8/26/2002	
OU5-CSA-3-L8-2	8/26/2002	
OU5-CSA-3-L2-1	8/26/2002	
OU5-CSA-3-L2-2	8/26/2002	
OU5-CSA-3-L3-1	8/26/2002	
OU5-CSA-3-L3-2	8/26/2002	
OU5-CSA-6-4329VNS-1	8/26/2002	
OU5-CSA-6-4329VNS-2	8/26/2002	
OU5-CSA-3-L4-EB115	8/28/2002	208193
OU5-CSA-3-L6-SBB-EB110	8/28/2002	
OU5-CTA-L1-SBB1	8/28/2002	208198
OU5-CTA-L1-SBB2	8/28/2002	
OU5-CTA-L1-SBB3	8/28/2002	
OU5-CSA-3-L4-SBA1	8/28/2002	
OU5-CSA-3-L4-SBA2	8/28/2002	
OU5-CSA-3-L4-SBA3	8/28/2002	
OU5-CSA-3-L4-SBA4	8/28/2002	
OU5-CSA-3-L4-SBA5	8/28/2002	
OU5-CSA-3-L4-1	8/28/2002	
OU5-CSA-3-L4-2	8/28/2002	
OU5-CSA-3-L4-SBB1	8/28/2002	
OU5-CSA-3-L4-SBB2	8/28/2002	208198
OU5-CSA-3-L4-SBB3	8/28/2002	
OU5-CSA-3-L4-SBB4	8/28/2002	
OU5-CSA-3-L4-SBB5	8/28/2002	
OU5-CSA-3-L4-SBB6	8/28/2002	
OU5-CSA-3-L4-SBC1	8/28/2002	
OU5-CSA-3-L4-SBC2	8/28/2002	
OU5-CSA-3-L4-SBC3	8/28/2002	
OU5-CSA-3-L4-SBC4	8/28/2002	
OU5-CSA-3-L4-SBC5	8/28/2002	
OU5-CSA-3-L4-SBC6	8/28/2002	
OU5-CSA-3-L4-SBC7	8/28/2002	

OU-4 AND OU-5 SAMPLES COLLECTED FROM 4/3/01 TO 12/20/02 (REPORT No. 11)
(ordered by date)

SAMPLE ID	SAMPLE DATE	SDG No.
OU5-CSA-3-L4-SBC8	8/28/2002	
OU5-CSA-3-L6-SBB1	8/28/2002	
OU5-CSA-3-L6-SBB2	8/28/2002	
OU5-CSA-3-L6-SBB3	8/28/2002	
OU5-CSA-3-L6-SBB4	8/28/2002	
OU5-CSA-3-L6-SBB5	8/28/2002	
OU5-CSA-3-L6-SBB6	8/28/2002	
OU5-CTA-1A-L1-SBB-DUP110	8/28/2002	
OU5-CSA-3-L4-SBC-DUP111	8/28/2002	
OU5-CSA-3-L4-DUP115	8/28/2002	
CSA-3-L4-SBC(5-6)	8/28/2002	208204
CSA-3-L4-SBC(5-6)	8/28/2002	
CSA-3-L4-SBC(5-6)	8/28/2002	
CSA-3-L4-SBA(3-4)	8/28/2002	
CSA-3-L4-SBA(3-4)	8/28/2002	
CSA-3-L4-SBA(3-4)	8/28/2002	
CSA-3-L6-SBB(3-4)	8/28/2002	
CSA-3-L6-SBB(3-4)	8/28/2002	
CSA-3-L6-SBB(3-4)	8/28/2002	
OU5-CSA-7-L58-SB1	8/29/2002	208206
OU5-CSA-7-L58-SB2	8/29/2002	
OU5-CSA-7-L58-SB3	8/29/2002	
OU5-CSA-7-L58-SB4	8/29/2002	
OU5-CSA-7-L58-1	8/29/2002	
OU5-CSA-7-L58-2	8/29/2002	
OU5-CSA-3-L7-SB1	8/29/2002	
OU5-CSA-3-L7-SB2	8/29/2002	
OU5-CSA-3-L7-SB3	8/29/2002	
OU5-CSA-3-L7-SB4	8/29/2002	
OU5-CSA-3-L7-SB5	8/29/2002	
OU5-CSA-3-L7-SB6	8/29/2002	
OU5-CSA-3-L7-SB7	8/29/2002	
OU5-CSA-3-L7-SB8	8/29/2002	
OU5-CSA-3-L7-SB9	8/29/2002	
OU5-CSA-3-L7-SB10	8/29/2002	
OU5-CSA-3-L7-1	8/29/2002	
OU5-CSA-3-L7-2	8/29/2002	
OU5-CSA-2-5122YS-SB1	8/29/2002	
OU5-CSA-2-5122YS-SB2	8/29/2002	
OU5-CSA-2-5122YS-SB3	8/29/2002	
OU5-CSA-2-5122YS-SB4	8/29/2002	
OU5-CSA-2-5122YS-1	8/29/2002	208206
OU5-CSA-2-5122YS-2	8/29/2002	
OU5-CTA-1A-5122(52)-SB1	8/29/2002	
OU5-CTA-1A-5122(52)-SB2	8/29/2002	
OU5-CTA-1A-5122(52)-SB3	8/29/2002	
OU5-CTA-1A-5122(52)-SB4	8/29/2002	
OU5-CTA-1A-5122(52)-SB5	8/29/2002	
OU5-CTA-1A-5122(52)-SB6	8/29/2002	
OU5-CTA-1A-5122(52)-1	8/29/2002	
OU5-CTA-1A-5122(52)-2	8/29/2002	
OU5-CTA-1A-5122(52)-3	8/29/2002	
OU5-CTA-1A-5122(52)-4	8/29/2002	
OU5-CTA-1A-L3-SB1	8/29/2002	
OU5-CTA-1A-L3-SB2	8/29/2002	
OU5-CTA-1A-L3-SB3	8/29/2002	
OU5-CTA-1A-L3-1	8/29/2002	

OU-4 AND OU-5 SAMPLES COLLECTED FROM 4/3/01 TO 12/20/02 (REPORT No. 11)
(ordered by date)

SAMPLE ID	SAMPLE DATE	SDG No.
OU5-CTA-1A-L3-2	8/29/2002	
OU5-CTA-1A-L3-3	8/29/2002	
OU5-CTA-1A-L3-4	8/29/2002	
OU5-CTA-1C-5009US-SB1	8/29/2002	
OU5-CTA-1C-5009US-SB2	8/29/2002	
OU5-CTA-1C-5009US-SB3	8/29/2002	
OU5-CTA-1C-5009US-SB4	8/29/2002	
OU5-CTA-1C-5009US-SB5	8/29/2002	
OU5-CTA-1C-5009US-SB6	8/29/2002	
OU5-CTA-1C-5009US-1	8/29/2002	
OU5-CTA-1C-5009US-2	8/29/2002	
OU5-CTA-1C-5009US-3	8/29/2002	
OU5-CTA-1C-5009US-4	8/29/2002	
CSA-7-L58-SB-DUP112	8/29/2002	
CSA-7-L58-DUP116	8/29/2002	
CTA-1A-5122(52)-DUP117	8/29/2002	
CTA-1A-5122(52)-SB-DUP113	8/29/2002	
CSA-3-L7-SB(9-10)	8/29/2002	208207
CSA-3-L7-SB(9-10)	8/29/2002	
CSA-3-L7-SB(9-10)	8/29/2002	
CSA-2-5122YS-SB(3-4)	8/29/2002	
CSA-2-5122YS-SB(3-4)	8/29/2002	
CSA-2-5122YS-SB(3-4)	8/29/2002	
OU4-3318(45)-(40,120)	9/5/2002	209023
OU4-3318(45)-(80,140)	9/5/2002	
OU4-3318(45)-(40,0)	9/5/2002	
OU4-3318(45)-(60,160)	9/5/2002	
OU4-3318(45)-(80,160)	9/5/2002	
OU4-3318(45)-(20,20)	9/5/2002	
OU4-3318(45)-(40,20)	9/5/2002	
OU4-3318(45)-(20,60)	9/5/2002	
OU4-3318(45)-(20,40)	9/5/2002	
OU4-3318(45)-(60,80)	9/5/2002	
OU4-3318(45)-(80,120)	9/5/2002	
OU4-3318(45)-(80,100)	9/5/2002	
OU4-3318(45)-(60,140)	9/5/2002	
OU4-3318(45)-(40,80)	9/5/2002	
OU4-3318(45)-(40,60)	9/5/2002	209023
OU4-3318(45)-(40,100)	9/5/2002	
OU4-3318(45)-(60,120)	9/5/2002	
OU4-3318(45)-(60,100)	9/5/2002	
OU4-3318(45)-(80,60)	9/5/2002	
OU4-3318(45)-(80,80)	9/5/2002	
OU4-3318(45)-(40,40)	9/5/2002	
OU4-3318(45)-(80,40)	9/5/2002	
OU4-3318(45)-(100,100)	9/5/2002	
OU4-3318(45)-(20,0)	9/5/2002	
OU4-3318(45)-(60,20)	9/5/2002	
OU4-3318(45)-(60,40)	9/5/2002	
OU4-3318(45)-(60,0)	9/5/2002	
OU4-3318(45)-DUP01	9/5/2002	
OU5-CTA-1A-4849RS-(40,120)	9/5/2002	209024
OU5-CTA-1A-4849RS-(20,140)	9/5/2002	
OU5-CTA-1A-4849RS-(80,140)	9/5/2002	
OU5-CTA-1A-4849RS-(60,100)	9/5/2002	
OU5-CTA-1A-4849RS-(60,120)	9/5/2002	
OU5-CTA-1A-4849RS-(60,140)	9/5/2002	

OU-4 AND OU-5 SAMPLES COLLECTED FROM 4/3/01 TO 12/20/02 (REPORT No. 11)
(ordered by date)

SAMPLE ID	SAMPLE DATE	SDG No.
OU5-CTA-1A-4849RS-(100,100)	9/5/2002	
OU5-CTA-1A-4849RS-(80,120)	9/5/2002	
OU5-CTA-1A-4849RS-(100,80)	9/5/2002	
OU5-CTA-1A-4849RS-(80,100)	9/5/2002	
OU5-CTA-1A-4849RS-(100,60)	9/5/2002	
OU5-CTA-1A-4849RS-(80,60)	9/5/2002	
OU5-CTA-1A-4849RS-(40,140)	9/5/2002	
OU5-CTA-1A-4849RS-(20,120)	9/5/2002	
OU5-CTA-1A-4849RS-(80,80)	9/5/2002	
OU5-CTA-1A-4849RS-(80,20)	9/5/2002	
OU5-CTA-1A-4849RS-(20,60)	9/5/2002	
OU5-CTA-1A-4849RS-(40,40)	9/5/2002	
OU5-CTA-1A-4849RS-(40,80)	9/5/2002	
OU5-CTA-1A-4849RS-(40,20)	9/5/2002	
OU5-CTA-1A-4849RS-(20,80)	9/5/2002	
OU5-CTA-1A-4849RS-(40,60)	9/5/2002	
OU5-CTA-1A-4849RS-(80,40)	9/5/2002	
OU5-CTA-1A-4849RS-(60,20)	9/5/2002	
OU5-CTA-1A-4849RS-(60,40)	9/5/2002	
OU5-CTA-1A-4849RS-(0,120)	9/5/2002	
OU5-CTA-1A-4849RS-(60,80)	9/5/2002	
OU5-CTA-1A-4849RS-(20,100)	9/5/2002	
OU5-CTA-1A-4849RS-(100,20)	9/5/2002	
OU5-CTA-1A-4849RS-(120,20)	9/5/2002	
OU5-CTA-1A-4849RS-(100,40)	9/5/2002	
OU5-CTA-1A-4849RS-(120,40)	9/5/2002	
OU5-CTA-1A-4849RS-(80,100)	9/5/2002	
OU5-CTA-1A-4849RS-(60,60)	9/5/2002	
OU5-CTA-1A-4849RS-DUP01	9/5/2002	
OU5-CTA-1A-4849RS-DUP02	9/5/2002	
OU4-3318(45)-EB01	9/5/2002	209025
OU5-CTA-1A-4849RS-EB01	9/5/2002	209026
OU5-CTA-1A-4849RS-EB02	9/5/2002	
OU5-CSA-4-4700TS-1	10/23/2002	210203
OU5-CSA-4-4700TS-2	10/23/2002	
OU5-CSA-6-4221(43)-EB01	11/7/2002	211042
OU5-CSA-6-4221(43)-(20,20)	11/7/2002	211043
OU5-CSA-6-4221(43)-(100,140)	11/7/2002	
OU5-CSA-6-4221(43)-(40,100)	11/7/2002	
OU5-CSA-6-4221(43)-(40,140)	11/7/2002	
OU5-CSA-6-4221(43)-(80,120)	11/7/2002	
OU5-CSA-6-4221(43)-(40,120)	11/7/2002	
OU5-CSA-6-4221(43)-(60,160)	11/7/2002	
OU5-CSA-6-4221(43)-(100,120)	11/7/2002	
OU5-CSA-6-4221(43)-(60,140)	11/7/2002	
OU5-CSA-6-4221(43)-(80,140)	11/7/2002	
OU5-CSA-6-4221(43)-(100,100)	11/7/2002	
OU5-CSA-6-4221(43)-(60,100)	11/7/2002	
OU5-CSA-6-4221(43)-(80,60)	11/7/2002	
OU5-CSA-6-4221(43)-(80,80)	11/7/2002	
OU5-CSA-6-4221(43)-(80,40)	11/7/2002	
OU5-CSA-6-4221(43)-(40,160)	11/7/2002	
OU5-CSA-6-4221(43)-(20,80)	11/7/2002	
OU5-CSA-6-4221(43)-(20,100)	11/7/2002	
OU5-CSA-6-4221(43)-(40,80)	11/7/2002	
OU5-CSA-6-4221(43)-(40,60)	11/7/2002	
OU5-CSA-6-4221(43)-(20,60)	11/7/2002	

OU-4 AND OU-5 SAMPLES COLLECTED FROM 4/3/01 TO 12/20/02 (REPORT No. 11)
(ordered by date)

SAMPLE ID	SAMPLE DATE	SDG No.
OU5-CSA-6-4221(43)-(20,40)	11/7/2002	
OU5-CSA-6-4221(43)-(0,40)	11/7/2002	
OU5-CSA-6-4221(43)-(0,60)	11/7/2002	
OU5-CSA-6-4221(43)-(60,40)	11/7/2002	
OU5-CSA-6-4221(43)-(60,20)	11/7/2002	
OU5-CSA-6-4221(43)-(40,20)	11/7/2002	
OU5-CSA-6-4221(43)-(40,40)	11/7/2002	
OU5-CSA-6-4221(43)-(60,60)	11/7/2002	
OU5-CSA-6-4221(43)-DUP01	11/7/2002	
OU5-CSA-6-4301-EB01	12/19/2002	212136
OU5-CSA-6-4301-EB02	12/19/2002	
OU5-CSA-6-4301WS-(80,60)	12/18/2002	212137
OU5-CSA-6-4301WS-(120,40)	12/18/2002	
OU5-CSA-6-4301WS-(100,60)	12/18/2002	
OU5-CSA-6-4301WS-(60,80)	12/18/2002	
OU5-CSA-6-4301WS-(40,100)	12/18/2002	
OU5-CSA-6-4301WS-(140,60)	12/18/2002	
OU5-CSA-6-4301WS-(40,60)	12/18/2002	
OU5-CSA-6-4301WS-DUP01	12/18/2002	
OU5-CSA-6-4301WS-DUP02	12/18/2002	
OU5-CSA-6-4301WS-(100,40)	12/18/2002	
OU5-CSA-6-4301WS-(40,80)	12/18/2002	
OU5-CSA-6-4301WS-(60,100)	12/18/2002	
OU5-CSA-6-4301WS-(140,80)	12/18/2002	
OU5-CSA-6-4301WS-(120,80)	12/18/2002	
OU5-CSA-6-4301WS-(100,100)	12/18/2002	
OU5-CSA-6-4301WS-(80,120)	12/18/2002	
OU5-CSA-6-4301WS-(120,60)	12/18/2002	
OU5-CSA-6-4301WS-(100,80)	12/18/2002	
OU5-CSA-6-4301WS-(80,80)	12/18/2002	212137
OU5-CSA-6-4301WS-(80,100)	12/18/2002	
OU5-CSA-6-4301WS-(120,120)	12/18/2002	
OU5-CSA-6-4301WS-(100,120)	12/18/2002	
OU5-CSA-4301WS-(120,100)	12/18/2002	
OU5-CSA-6-4301WS-(80,20)	12/18/2002	
OU5-CSA-6-4301WS-(40,20)	12/18/2002	
OU5-CSA-6-4301WS-(60,20)	12/18/2002	
OU5-CSA-6-4301WS-(20,40)	12/18/2002	
OU5-CSA-6-4301WS-(40,0)	12/18/2002	
OU5-CSA-6-4301WS-(20,60)	12/18/2002	
OU5-CSA-6-4301WS-(80,40)	12/18/2002	
OU5-CSA-6-4301WS-(60,40)	12/18/2002	
OU5-CSA-6-4301WS-(20,20)	12/18/2002	
OU5-CSA-6-4301WS-(40,40)	12/18/2002	
OU5-CSA-6-4301WS-(20,100)	12/18/2002	
OU5-CSA-6-4301WS-(60,60)	12/18/2002	
OU5-CSA-6-4301WS-(20,80)	12/18/2002	
OU5-CSA-6-4301WS-(100,20)	12/18/2002	
OU5-CSA-12-5063LR-(200,100)	12/19/2002	212147
OU5-CSA-12-5063LR-(200,60)	12/19/2002	
OU5-CSA-12-5063LR-(220,80)	12/19/2002	
OU5-CSA-12-5063LR-(180,100)	12/19/2002	
OU5-CSA-12-5063LR-(200,80)	12/19/2002	
OU5-CSA-12-5063LR-(220,100)	12/19/2002	
OU5-CSA-12-5063LR-(180,80)	12/19/2002	
OU5-CSA-12-5063LR-(220,60)	12/19/2002	
OU5-CSA-12-5063LR-(180,60)	12/19/2002	

OU-4 AND OU-5 SAMPLES COLLECTED FROM 4/3/01 TO 12/20/02 (REPORT No. 11)
(ordered by date)

SAMPLE ID	SAMPLE DATE	SDG No.
OU5-CSA-12-5063LR-(160,100)	12/19/2002	
OU5-CSA-12-5063LR-(120,120)	12/19/2002	
OU5-CSA-12-5063LR-(140,60)	12/19/2002	
OU5-CSA-12-5063LR-(160,80)	12/19/2002	
OU5-CSA-12-5063LR-(60,160)	12/19/2002	
OU5-CSA-12-5063LR-(80,140)	12/19/2002	
OU5-CSA-12-5063LR-(80,120)	12/19/2002	
OU5-CSA-12-5063LR-(40,180)	12/19/2002	
OU5-CSA-12-5063LR-(160,120)	12/19/2002	
OU5-CSA-12-5063LR-(80,60)	12/19/2002	
OU5-CSA-12-5063LR-(140,80)	12/19/2002	
OU5-CSA-12-5063LR-(60,140)	12/19/2002	
OU5-CSA-12-5063LR-(80,100)	12/19/2002	
OU5-CSA-12-5063LR-(100,100)	12/19/2002	
OU5-CSA-12-5063LR-(60,120)	12/19/2002	
OU5-CSA-12-5063LR-(60,100)	12/19/2002	
OU5-CSA-12-5063LR-(40,160)	12/19/2002	
OU5-CSA-12-5063LR-(100,80)	12/19/2002	
OU5-CSA-12-5063LR-(60,180)	12/19/2002	
OU5-CSA-12-5063LR-(80,80)	12/19/2002	
OU5-CSA-12-5063LR-(40,140)	12/19/2002	
OU5-CSA-12-5063LR-(40,120)	12/19/2002	
OU5-CSA-12-5063LR-(20,120)	12/19/2002	
OU5-CSA-12-5063LR-(20,80)	12/19/2002	
OU5-CSA-12-5063LR-(20,160)	12/19/2002	
OU5-CSA-12-5063LR-(0,160)	12/19/2002	212147
OU5-CSA-12-5063LR-(40,80)	12/19/2002	
OU5-CSA-12-5063LR-(20,140)	12/19/2002	
OU5-CSA-12-5063LR-(20,100)	12/19/2002	
OU5-CSA-12-5063LR-(0,120)	12/19/2002	
OU5-CSA-12-5063LR-(40,100)	12/19/2002	
OU5-CSA-12-5063LR-(0,140)	12/19/2002	
OU5-CSA-12-5063LR-(100,60)	12/19/2002	
OU5-CSA-12-5063LR-(80,40)	12/19/2002	
OU5-CSA-12-5063LR-(40,20)	12/19/2002	
OU5-CSA-12-5063LR-(40,40)	12/19/2002	
OU5-CSA-12-5063LR-(100,40)	12/19/2002	
OU5-CSA-12-5063LR-(100,20)	12/19/2002	
OU5-CSA-12-5063LR-(40,60)	12/19/2002	
OU5-CSA-12-5063LR-(20,60)	12/19/2002	
OU5-CSA-12-5063LR-(80,20)	12/19/2002	
OU5-CSA-12-5063LR-(60,20)	12/19/2002	
OU5-CSA-12-5063LR-(60,60)	12/19/2002	
OU5-CSA-12-5063LR-(60,80)	12/19/2002	
OU5-CSA-12-5063LR-(140,40)	12/19/2002	
OU5-CSA-12-5063LR-(120,40)	12/19/2002	
OU5-CSA-12-5063LR-(140,160)	12/19/2002	
OU5-CSA-12-5063LR-(140,140)	12/19/2002	
OU5-CSA-12-5063LR-(100,180)	12/19/2002	
OU5-CSA-12-5063LR-(80,200)	12/19/2002	
OU5-CSA-12-5063LR-(120,80)	12/19/2002	
OU5-CSA-12-5063LR-(140,120)	12/19/2002	
OU5-CSA-12-5063LR-(120,160)	12/19/2002	
OU5-CSA-12-5063LR-(120,140)	12/19/2002	
OU5-CSA-12-5063LR-(80,160)	12/19/2002	
OU5-CSA-12-5063LR-(120,180)	12/19/2002	
OU5-CSA-12-5063LR-(120,100)	12/19/2002	

OU-4 AND OU-5 SAMPLES COLLECTED FROM 4/3/01 TO 12/20/02 (REPORT No. 11)
(ordered by date)

SAMPLE ID	SAMPLE DATE	SDG No.
OU5-CSA-12-5063LR-(140,100)	12/19/2002	
OU5-CSA-12-5063LR-(100,200)	12/19/2002	
OU5-CSA-12-5063LR-(100,160)	12/19/2002	
OU5-CSA-12-5063LR-(160,40)	12/19/2002	
OU5-CSA-12-5063LR-(160,60)	12/19/2002	
OU5-CSA-12-5063LR-(80,180)	12/19/2002	
OU5-CSA-12-5063LR-(120,200)	12/19/2002	
OU5-CSA-12-5063LR-(100,140)	12/19/2002	
OU5-CSA-12-5063LR-(100,220)	12/19/2002	
OU5-CSA-12-5063LR-(60,40)	12/19/2002	
OU5-CSA-12-5063LR-SB1	12/19/2002	
OU5-CSA-12-5063LR-DUP01	12/19/2002	
OU5-CSA-12-5063LR-DUP02	12/19/2002	
OU5-CSA-12-5063LR-DUP03	12/19/2002	
OU5-CSA-12-5063LR-DUP04	12/19/2002	
OU5-CSA-12-5063LR-EB01	12/20/2002	212149
OU5-CSA-12-5063LR-EB02	12/20/2002	
OU5-CSA-12-5063LR-EB03	12/20/2002	
OU5-CSA-12-5063LR-EB04	12/20/2002	

ORGANIC AND INORGANIC DATA VALIDATION REPORT (NO. 11) FOR SAMPLING ASSOCIATED WITH SPRING VALLEY OU4 AND OU5

APRIL 3, 2001 THROUGH DECEMBER 20, 2002

OVERVIEW

This data validation summary report covers four hundred and seventy-five (475) solid environmental and associated field quality control samples collected from selected Spring Valley OU-4 and OU-5 sampling locations between April 3, 2001 and December 20, 2002. The samples included 438 soil samples, 25 soil field duplicates, and 12 equipment blanks. 32 of the samples were designated as matrix spike/duplicates. The samples are included in 22 Sample Delivery Groups (SDGs). An SDG represents the group of samples that were prepared, analyzed and reported together (i.e., the analytical batch) with common laboratory QC samples. A list of the samples covered in this report, organized by SDGs, was shown in the table.

The samples were analyzed primarily for arsenic with subsequent analysis for other parameters, including: 1,4-oxathiane, 1,4-dithiane, thiodiglycol, lewisite (CVAA/CVAO), sulfur mustard, and total cyanide. All of the field quality control samples were analyzed for arsenic only. Solid samples for arsenic analysis were prepared using method SW846 3050B. Aqueous equipment blanks for arsenic analysis were prepared using method SW846 3010B. Arsenic analyses were performed using method SW846 6010B (Inductively Coupled Plasma – Trace). Samples for oxathiane and dithiane analysis were prepared and analyzed using US Army method LL03. Samples for thiodiglycol analysis were prepared and analyzed using US Army method LW18. Samples for lewisite (CVAA/CVAO) were prepared and analyzed using GEOMET SOP 38. Samples for sulfur mustard analysis were prepared and analyzed using GEOMET SOP 44. Samples for total cyanide analysis were prepared and analyzed using method SW846 9014.

All work was performed in accordance with the applicable Work Management Plans (WMPs) prepared by Parsons. The WMPs included a Quality Assurance Project Plan (QAPP) that was also prepared and approved for use to ensure generation of legally defensible data. General Physics Laboratories (GPL) of Gaithersburg, Maryland and their sister laboratory, GEOMET, following procedures outlined in the QAPP and the WMPs, performed all analyses.

Summary

This section of this report discusses deviations from the QAPP, other laboratory problems, QC problems leading to qualifying of data as rejected, estimated or not detected and the overall usability of the data.

All samples were successfully collected, prepared and analyzed following the procedures described in the WMPs and the QAPP. All samples were prepared and analyzed within the specified holding times using the EPA-approved analytical procedures. The types and number of field and laboratory QC samples collected and analyzed met the QA objectives specified in the QAPP.

No reported laboratory results have been qualified as unusable following the validation of the data submitted by the laboratories. All reported results should be considered usable as reported and qualified in this report. A summary of all detections is presented in Table 1 of Appendix C. Minor QA/QC problems leading to qualifying of data as estimated are described below (Minor Problems section). Only those samples and analyses affected by QA/QC problems are discussed in this report. The problems are grouped by parameter or fraction.

Major Problems

No major problems were found during validation of the sample data. No reported laboratory results have been qualified as unusable. All reported results should be considered usable as qualified in this report.

Minor Problems

Metals (Arsenic)

- Some reported arsenic results have been qualified as estimated and flagged 'J'. This flag indicates the analyte was positively identified but the associated value is greater than the instrument detection limit (IDL) but less than the Practical Quantitation Limit (PQL). Some samples in the following SDGs were affected 104015, 104029, 204130, 208184, 208198, 208206 and 209023. The laboratory data forms for the affected samples are presented in Appendix B as Attachment 1.

- Accuracy (matrix spike percent recovery) outliers were reported for arsenic. The reported results for arsenic in the affected samples have been qualified as estimated and flagged 'K'. The 'K' qualifier indicates a high bias meaning the actual result may be lower than the reported result. The reported data is usable for most purposes, including risk assessment. Some samples in SDG 211043 were affected. Supporting laboratory documentation showing the matrix spike recovery of 130.6% for sample OU5-CSA-6-4221 (43)-(20,60), as well as the Form I's for the affected samples is presented in Appendix B as Attachment 2.

Notes

Field quality control samples collected in support of the sampling efforts included equipment blanks, matrix spike samples and field duplicates. A total of twelve equipment blanks were collected in support of the samples. The equipment blanks were free of contamination. Laboratory data sheets (Form I's) for the equipment blanks are presented in Appendix D as Attachment 4.

A total of 25 soil field duplicates were collected and analyzed. Generally, the field duplicates were analyzed for arsenic only. There is excellent agreement (precision as measured as relative percent difference) between the results for the samples and duplicates. The calculated RPDs ranged from 2 to 43% compared to the precision objective of less than 50%. A summary of the tabulated results for the field duplicates is presented in Table 2. Laboratory data sheets for the laboratory duplicates are presented in Appendix D as Attachment 3.

TABLE 2

SUMMARY OF RESULTS FOR SOIL FIELD DUPLICATES FOR SPRING VALLEY OU-4 AND OU-5 SAMPLES COLLECTED BETWEEN APRIL 3, 2001 AND DECEMBER 20, 2002

SDG No.	SAMPLE ID	FIELD DUPLICATE ID	SAMPLE	ARSENIC SAMPLE RESULT(mg/kg)	MATCHING FLD DUP SAMPLE RESULT	RPD(%)
204130	OU4-4810GR (120,100)	OU4-4810GR-DUP01		4.20	3.30	24
204130	OU4-4810GR (100,80)	OU4-4810GR-DUP02		3.40	3.50	3
204130	OU4-4810GR (40,60)	OU4-4810GR-DUP03		5.60	6.30	12
204130	OU4-481-GR (20,60)	OU4-4810GR-(20,60) DUP04		4.50	2.90	43
208198	OU5-CTA-L1-SBB3	OU5-CTA-1A-L1-SBB-DUP110		0.73	0.55	28
208198	OU5-CSA-3-L4-SBC2	OU5-CSA-3-L4-SBC-DUP111		2.20	1.90	15
208206	OU5-CSA-7-L58-SB2	OU5-CSA-7-L58-SB-DUP-112		2.70	2.80	4
208206	OU5-CTA-1A-5122(52)-SB3	CTA-1A-5122(52)-SB-DUP113		0.92	0.97	5
208198	OU5-CSA-3-L4-1	OU5-CSA-3-L4-DUP115		4.00	3.90	3
208206	OU5-CSA-7-L58-1	CSA-7-L58-DUP116		4.30	3.90	10
208206	OU5-CTA-1A-5122(52)-2	CTA-1A-5122(52)-DUP117		2.50	2.70	8
209023	OU4-3318(45)-(40,0)	OU4-3318(45)-DUP01		10.60	10.20	4
209024	OU5-CTA-1A-4849RS-(60,60)	OU5-CTA-1A-4849RS-DUP01		8.40	11.60	32
209024	OU5-CTA-1A-4849RS-(80,100)	OU5-CTA-1A-4849RS-DUP02		57.10	65.60	14
212137	OU5-CSA-6-4301WS (40,40)	OU5-CSA-6-4301WS-DUP01		12.30	13.80	12
211043	OU5-CSA-6-4221(43)-(20,60)	OU5-CSA-6-4221(43)-DUP01		19.60	18.10	8
212137	OU5-CSA-6-4301WS (80,40)	OU5-CSA-6-4301WS-DUP02		5.40	5.20	4
212147	OU5-CSA-12-5063LR-(40,80)	OU5-CSA-12-5063LR-DUP01		6.30	6.20	2
212147	OU5-CSA-12-5063LR-(20,140)	OU5-CSA-12-5063LR-DUP02		8.70	10.70	21
212147	OU5-CSA-12-5063LR-(140,40)	OU5-CSA-12-5063LR-DUP03		7.90	8.70	10
212147	OU5-CSA-12-5063LR-(120,140)	OU5-CSA-12-5063LR-DUP04		10.60	10.90	3
104015	OU5-5059-4A	OU5-5059-DUP-02		3.10	2.40	25
104015	OU5-5059-SB-9	OU5-5059-SB-DUP-02		3.00	2.20	31
104017	OU5-5056-2A	OU5-5056-DUP-01		4.10	4.00	3
104029	OU5-5036-4A	OU5-5036-DUP-01		2.70	2.50	8

NOTES: RPD is relative percent difference as a measure of precision. The project precision objective is less than 50%.

A total of 32 matrix spikes/laboratory duplicates were collected and analyzed for arsenic. Only one of the matrix spikes, OU5-CSA-6-4221 (43)-(20,60), reported a percent recovery outlier. The reported recovery was 130.6% above the upper control limit or 12%. Reported detections of arsenic in the associated samples (SDG 211043) have been qualified as estimated, biased high, and flagged 'K'.

Generally, the laboratory blanks associated with the samples were free of contamination. A few laboratory blanks associated with some of the samples contained arsenic at a negative level (e.g., -0.55 mg/Kg). No sample results have been qualified because the level of arsenic in the affected samples was greater than 10 times the absolute blank level and the absolute level is less than half the PQL (2 mg/kg). The supporting laboratory data sheets for the laboratory blanks are presented in Appendix D as Attachment 1.

APPENDIX A

GLOSSARY OF DATA VALIDATION QUALIFIERS

U the analyte was analyzed for and is not present. The associated numerical value (Method Detection Limit – MDL) indicates the minimum concentration that can be measured by the instrument with 99% confidence. The 'J' qualifier may be combined with the 'U' qualifier.

J the analyte was analyzed for and was detected in the samples, but the reported result is 'estimated' either because it is less than the PQL or at least one minor QA/QC problem was found during validation. Data with the 'J' qualifier is considered usable for most decision-making purposes, including risk assessment. The 'J' qualifier may be combined with the 'K' (high bias) or 'L' (low bias) qualifier when the bias resulting from a minor QA/QC problem can be determined. When combined with the 'K' or 'L' qualifier, the 'J' qualifier indicates the reported value is less than the PQL.

K the analyte was detected in the sample. The reported result is considered estimated and may be biased high, due to a minor QA/QC problem. The true concentration of the analyte present in the sample may be lower than the reported result. The data is considered estimated and usable for most decision-making purposes, including risk assessment.

L the analyte was detected in the sample. The reported result is considered estimated and may be biased low due to a minor QA/QC problem. The true concentration of the analyte present in the sample may be higher than the reported result. The data is considered estimated and usable for most decision-making purposes, including risk assessment.

R the analyte was not detected in the sample. The reported result has been qualified as unusable due to a major QA/QC problem found during validation. This flag does not address the presence or absence of the analyte of concern rather it addresses one or more major QA/QC problems associated with the reported result. If the analyte affected is critical to the project, resampling and reanalysis of the qualified result may be required.

D result reported from diluted sample run. The original analysis of the sample required dilution either because of matrix interferences in the sample or concentration above the calibration range for the method. The sample was rerun at a dilution to obtain a more reliable result. The reported result has been adjusted to reflect the dilution factor. The reported result should be considered estimated and usable for most decision-making purposes, including risk assessment.

B this flag indicates the reported result is greater than the MDL but less than 5 times the amount found in an associated field or laboratory blank. The reported result should be considered estimated and may be biased high due to the blank contamination. The true concentration of the analyte in the sample may be lower than the reported result. This flag may be combined with the 'J' qualifier to indicate the reported value is less than the PQL.

MDL the minimum concentration of an analyte that can be measured and reported with 99% confidence that the analyte concentration is greater than zero. The MDL is determined by multiplying the appropriate one-sided 99% t-statistic by the standard deviation obtained from the analysis of seven duplicates of a matrix spike containing the analyte of interest at a concentration three to five times the estimated MDL. For seven duplicates, the t-statistic is 3.143.

PQL the lowest concentration that can be reliably achieved within specified limits of precision and accuracy during routine laboratory conditions. The PQL is generally 5 to 10 times the MDL. However, it may be nominally chosen within these guidelines to simplify data reporting. For many analytes the PQL is selected as the lowest non-zero standard in the calibration curve.

APPENDIX B

LABORATORY DATA SHEETS WITH DATA VALIDATION QUALIFIERS (DETECTIONS ONLY)

ATTACHMENT 1: LAB RESULTS BETWEEN IDL AND PQL (ESTIMATED RESULTS)

ATTACHMENT 2: LAB RESULTS QUALIFIED 'K' DUE TO MATRIX SPIKE OUTLIERS

APPENDIX B - ATTACHMENT 1

LABORATORY DATA SHEETS FOR ESTIMATED RESULTS

GPL LABORATORIES, LLLP

Summary of Analytical Results

Client ID OU-5-5059-3A
GPL ID: 104015-007-01-1/1
Matrix: Soil
Date Collected: 04/03/01
Date Received: 04/03/01

Prep Method: SW3050B
Prep Date: 04/06/01
Prep Time: 11:59

Analytical Method: SW6010B_SL
Date Analyzed: 04/30/01
Time Analyzed 07:00

Parameter	Result	Rep Limit	Units	Qualifier	D.F.
Arsenic	2.28	2.34	mg/kg	~~B~~ J	1

DMB
2/12/03

ORIGINAL

GPL LABORATORIES, LLLP

Summary of Analytical Results

Client ID OU-5-5059-SB-3
GPL ID: 104015-011-01-1/1
Matrix: Soil
Date Collected: 04/03/01
Date Received: 04/03/01

Prep Method: SW3050B
Prep Date: 04/06/01
Prep Time: 11:59

Analytical Method: SW6010B_SL
Date Analyzed: 04/30/01
Time Analyzed 07:28

Parameter	Result	Rep Limit	Units	Qualifier	D.F.
Arsenic	1.30	2.39	mg/kg	~~B~~ J	1

DYB
2/12/03

GPL LABORATORIES, LLLP

Summary of Analytical Results

Client ID OU-5-5059-SB-5
GPL ID: 104015-013-01-1/1
Matrix: Soil
Date Collected: 04/03/01
Date Received: 04/03/01

Prep Method: SW3050B
Prep Date: 04/06/01
Prep Time: 11:59

Analytical Method: SW6010B_SL
Date Analyzed: 04/30/01
Time Analyzed 07:41

Parameter	Result	Rep Limit	Units	Qualifier	D.F.
Arsenic	1.84	2.38	mg/kg	~~B~~ J	1

DYB
2/12/03

GPL LABORATORIES, LLLP

Summary of Analytical Results

Client ID OU-5-5059-SB-DUP-02
GPL ID: 104015-018-01-1/1
Matrix: Soil
Date Collected: 04/03/01
Date Received: 04/03/01

Prep Method: SW3050B
Prep Date: 04/06/01
Prep Time: 11:59

Analytical Method: SW6010B_SL
Date Analyzed: 04/30/01
Time Analyzed 08:29

Parameter	Result	Rep Limit	Units	Qualifier	D.F.
Arsenic	2.18	2.5	mg/kg	~~B~~ J	1

DYB
2/12/03

GPL LABORATORIES, LLLP

Summary of Analytical Results

Client ID OU-5-5036-SB-1
GPL ID: 104029-009-01-1/1
Matrix: Soil
Date Collected: 04/04/01
Date Received: 04/04/01

Prep Method: SW3050B
Prep Date: 04/09/01
Prep Time: 06:11

Analytical Method: SW6010B_SL
Date Analyzed: 05/04/01
Time Analyzed 09:57

Parameter	Result	Rep Limit	Units	Qualifier	D.F.
Arsenic	1.20	2.15	mg/kg	~~B~~ J	1

DMB
2/12/03

GPL LABORATORIES, LLLP

Summary of Analytical Results

Client ID OU-5-5036-SB-3
GPL ID: 104029-011-01-1/1
Matrix: Soil
Date Collected: 04/04/01
Date Received: 04/04/01

Prep Method: SW3050B
Prep Date: 04/09/01
Prep Time: 06:11

Analytical Method: SW6010B_SL
Date Analyzed: 05/04/01
Time Analyzed 10:11

Parameter	Result	Rep Limit	Units	Qualifier	D.F.
Arsenic	1.17	2.07	mg/kg	~~B~~ J	1

DYB
2/12/03

GPL LABORATORIES, LLLP

Summary of Analytical Results

Client ID OU-5-5036-SB-4
GPL ID: 104029-012-01-1/1
Matrix: Soil
Date Collected: 04/04/01
Date Received: 04/04/01

Prep Method: SW3050B
Prep Date: 04/09/01
Prep Time: 06:11

Analytical Method: SW6010B_SL
Date Analyzed: 05/04/01
Time Analyzed 10:17

Parameter	Result	Rep Limit	Units	Qualifier	D.F.
Arsenic	1.04	2.22	mg/kg	~~B~~ J	1

DMB
2/12/03

TOTAL METALS
-1-
INORGANIC ANALYSIS DATA SHEET

SAMPLE NO.
OU4-4810GR-(160,80)

Contract:

Lab Code: Case No.: SAS No.: SDG NO.: 204130

Matrix (soil/water): SOIL Lab Sample ID: 204130-033-033-1/

Level (low/med): LOW Date Received: 23-APR-02

% Solids: 74.5

Concentration Units (ug/L or mg/kg dry weight): MG/KG

CAS No.	Analyte	Concentration	C	Q	M
7440-38-2	Arsenic	1.8	~~B~~	J	P

DLB
2/11/03

Color Before: BROWN Clarity Before: Texture: MEDIUM

Color After: YELLOW Clarity After: CLEAR Artifacts:

Comments:

GPL Laboratories, LLLP

TOTAL METALS
-1-
INORGANIC ANALYSIS DATA SHEET

SAMPLE NO.

OU5-CTA-1A-L1-SBA4

Contract:

Lab Code: Case No.: SAS No.: SDG NO.: 208184

Matrix (soil/water): SOIL Lab Sample ID: 208184-004-004-1/

Level (low/med): LOW Date Received: 27-AUG-02

% Solids: 88.6

Concentration Units (ug/L or mg/kg dry weight): MG/KG

CAS No.	Analyte	Concentration	C	Q	M
7440-38-2	Arsenic	1.1	~~B~~	J	P

DMB 2/11/03

Color Before: BROWN Clarity Before: Texture: MEDIUM

Color After: YELLOW Clarity After: CLEAR Artifacts:

Comments:

GPL Laboratories, LLLP

TOTAL METALS

-1-

INORGANIC ANALYSIS DATA SHEET

SAMPLE NO.

OU5-CTA-L1-SBB1

Contract:

Lab Code: Case No.: SAS No.: SDG NO.: 208198

Matrix (soil/water): SOIL Lab Sample ID: 208198-001-001-1/

Level (low/med): LOW Date Received: 28-AUG-02

% Solids: 97.2

Concentration Units (ug/L or mg/kg dry weight): MG/KG

CAS No.	Analyte	Concentration	C	Q	M
7440-38-2	Arsenic	1.0	~~B~~	J	P

DYB
2/11/03

Color Before: BROWN Clarity Before: Texture: MEDIUM

Color After: YELLOW Clarity After: CLEAR Artifacts:

Comments:

GPL Laboratories, LLLP

TOTAL METALS
-1-
INORGANIC ANALYSIS DATA SHEET

SAMPLE NO.

OU5-CTA-L1-SBB3

Contract:

Lab Code: Case No.: SAS No.: SDG NO.: 208198

Matrix (soil/water): SOIL Lab Sample ID: 208198-003-003-1/

Level (low/med): LOW Date Received: 28-AUG-02

% Solids: 96.3

Concentration Units (ug/L or mg/kg dry weight): MG/KG

CAS No.	Analyte	Concentration	C	Q	M
7440-38-2	Arsenic	0.73	~~B~~	J	P

DYB
2/11/03

Color Before: BROWN Clarity Before: Texture: MEDIUM

Color After: YELLOW Clarity After: CLEAR Artifacts:

Comments:

GPL Laboratories, LLLP

TOTAL METALS

-1-

INORGANIC ANALYSIS DATA SHEET

SAMPLE NO.

OU5-CSA-3-L4-SBC1

Contract:

Lab Code: Case No.: SAS No.: SDG NO.: 208198

Matrix (soil/water): SOIL Lab Sample ID: 208198-017-017-1/

Level (low/med): LOW Date Received: 28-AUG-02

% Solids: 98.5

Concentration Units (ug/L or mg/kg dry weight): MG/KG

CAS No.	Analyte	Concentration	C	Q	M
7440-38-2	Arsenic	0.47	~~B~~	J	P

DMB
2/11/03

Color Before: BROWN Clarity Before: Texture: MEDIUM

Color After: YELLOW Clarity After: CLEAR Artifacts:

Comments:

GPL Laboratories, LLLP

TOTAL METALS
-1-
INORGANIC ANALYSIS DATA SHEET

SAMPLE NO.

OU5-CTA-1A-L1-SBB-DUP110

Contract:

Lab Code: Case No.: SAS No.: SDG NO.: 208198

Matrix (soil/water): SOIL Lab Sample ID: 208198-031-031-1/

Level (low/med): LOW Date Received: 28-AUG-02

% Solids: 94.9

Concentration Units (ug/L or mg/kg dry weight): MG/KG

CAS No.	Analyte	Concentration	C	Q	M
7440-38-2	Arsenic	0.55	~~B~~	J	P

DMB
2/11/03

Color Before: BROWN Clarity Before: Texture: MEDIUM

Color After: YELLOW Clarity After: CLEAR Artifacts:

Comments:

GPL Laboratories, LLLP

TOTAL METALS
-1-
INORGANIC ANALYSIS DATA SHEET

SAMPLE NO.

CTA-1A-5122(52)-SB-DUP113

Contract:

Lab Code: Case No.: SAS No.: SDG NO.: 208206

Matrix (soil/water): SOIL Lab Sample ID: 208206-055-055-1/

Level (low/med): LOW Date Received: 29-AUG-02

% Solids: 93.0

Concentration Units (ug/L or mg/kg dry weight): MG/KG

CAS No.	Analyte	Concentration	C	Q	M
7440-38-2	Arsenic	0.97	B	J	P

DMB
2-11-03

Color Before: BROWN Clarity Before: Texture: MEDIUM

Color After: YELLOW Clarity After: CLEAR Artifacts:

Comments:

GPL Laboratories, LLLP

TOTAL METALS

-1-

INORGANIC ANALYSIS DATA SHEET

SAMPLE NO.

OU5-CTA-1C-5009US-SB3

Contract:

Lab Code: Case No.: SAS No.: SDG NO.: 208206

Matrix (soil/water): SOIL Lab Sample ID: 208206-044-044-1/

Level (low/med): LOW Date Received: 29-AUG-02

% Solids: 85.3

Concentration Units (ug/L or mg/kg dry weight): MG/KG

CAS No.	Analyte	Concentration	C	Q	M
7440-38-2	Arsenic	0.68	~~B~~	J	P

DYB
2-11-03

Color Before: BROWN Clarity Before: Texture: MEDIUM

Color After: YELLOW Clarity After: CLEAR Artifacts:

Comments:

GPL Laboratories, LLLP

TOTAL METALS

-1-

INORGANIC ANALYSIS DATA SHEET

SAMPLE NO.

OU5-CTA-1C-5009US-SB4

Contract:

Lab Code: Case No.: SAS No.: SDG NO.: 208206

Matrix (soil/water): SOIL Lab Sample ID: 208206-045-045-1/

Level (low/med): LOW Date Received: 29-AUG-02

% Solids: 84.7

Concentration Units (ug/L or mg/kg dry weight): MG/KG

CAS No.	Analyte	Concentration	C	Q	M
7440-38-2	Arsenic	0.90	~~B~~	J	P

DYB
2-11-03

Color Before: BROWN Clarity Before: Texture: MEDIUM

Color After: YELLOW Clarity After: CLEAR Artifacts:

Comments:

GPL Laboratories, LLLP

TOTAL METALS

-1-

INORGANIC ANALYSIS DATA SHEET

SAMPLE NO.

OU5-CTA-1C-5009US-SB5

Contract:

Lab Code: Case No.: SAS No.: SDG NO.: 208206

Matrix (soil/water): SOIL Lab Sample ID: 208206-046-046-1/

Level (low/med): LOW Date Received: 29-AUG-02

% Solids: 86.4

Concentration Units (ug/L or mg/kg dry weight): MG/KG

CAS No.	Analyte	Concentration	C	Q	M
7440-38-2	Arsenic	1.1	~~B~~	J	P

DMB
2-11-03

Color Before: BROWN Clarity Before: Texture: MEDIUM

Color After: YELLOW Clarity After: CLEAR Artifacts:

Comments:

GPL Laboratories, LLLP

TOTAL METALS
-1-
INORGANIC ANALYSIS DATA SHEET

SAMPLE NO.

OU5-CTA-1C-5009US-SB6

Contract:

Lab Code: Case No.: SAS No.: SDG NO.: 208206

Matrix (soil/water): SOIL Lab Sample ID: 208206-047-047-1/

Level (low/med): LOW Date Received: 29-AUG-02

% Solids: 86.1

Concentration Units (ug/L or mg/kg dry weight): MG/KG

CAS No.	Analyte	Concentration	C	Q	M
7440-38-2	Arsenic	0.73	~~B~~	J	P

DMB
2-11-03

Color Before: BROWN Clarity Before: Texture: MEDIUM

Color After: YELLOW Clarity After: CLEAR Artifacts:

Comments:

GPL Laboratories, LLLP

TOTAL METALS

-1-

INORGANIC ANALYSIS DATA SHEET

SAMPLE NO.

OU5-CTA-1A-5122(52)-SB6

Contract:

Lab Code: Case No.: SAS No.: SDG NO.: 208206

Matrix (soil/water): SOIL Lab Sample ID: 208206-030-030-1/

Level (low/med): LOW Date Received: 29-AUG-02

% Solids: 93.0

Concentration Units (ug/L or mg/kg dry weight): MG/KG

CAS No.	Analyte	Concentration	C	Q	M
7440-38-2	Arsenic	0.90	~~B~~	J	P

DMB
2-11-03

Color Before: BROWN Clarity Before: Texture: MEDIUM

Color After: YELLOW Clarity After: CLEAR Artifacts:

Comments:

GPL Laboratories, LLLP

TOTAL METALS

-1-

INORGANIC ANALYSIS DATA SHEET

SAMPLE NO.

OU5-CTA-1A-5122(52)-SB3

Contract:

Lab Code: Case No.: SAS No.: SDG NO.: 208206

Matrix (soil/water): SOIL Lab Sample ID: 208206-027-027-1/

Level (low/med): LOW Date Received: 29-AUG-02

% Solids: 92.8

Concentration Units (ug/L or mg/kg dry weight): MG/KG

CAS No.	Analyte	Concentration	C	Q	M
7440-38-2	Arsenic	0.92	~~B~~	J	P

DYB
2-11-03

Color Before: BROWN Clarity Before: Texture: MEDIUM

Color After: YELLOW Clarity After: CLEAR Artifacts:

Comments:

GPL Laboratories, LLLP

TOTAL METALS
-1-
INORGANIC ANALYSIS DATA SHEET

SAMPLE NO.

OU5-CTA-1A-5122(52)-SB4

Contract:

Lab Code: Case No.: SAS No.: SDG NO.: 208206

Matrix (soil/water): SOIL Lab Sample ID: 208206-028-028-1/

Level (low/med): LOW Date Received: 29-AUG-02

% Solids: 92.1

Concentration Units (ug/L or mg/kg dry weight): MG/KG

CAS No.	Analyte	Concentration	C	Q	M
7440-38-2	Arsenic	0.93	~~B~~	J	P

DYB
2-11-03

Color Before: BROWN Clarity Before: Texture: MEDIUM

Color After: YELLOW Clarity After: CLEAR Artifacts:

Comments:

GPL Laboratories, LLLP

TOTAL METALS

-1-

INORGANIC ANALYSIS DATA SHEET

SAMPLE NO.

OU4-3318(45)-(60,100)

Contract:

Lab Code: Case No.: SAS No.: SDG NO.: 209023

Matrix (soil/water): SOIL Lab Sample ID: 209023-018-018-1/

Level (low/med): LOW Date Received: 05-SEP-02

% Solids: 39.8

Concentration Units (ug/L or mg/kg dry weight): MG/KG

CAS No.	Analyte	Concentration	C	Q	M
7440-38-2	Arsenic	2.2	~~B~~	J	P

DYB
2-11-03

Color Before: BROWN Clarity Before: Texture: MEDIUM

Color After: YELLOW Clarity After: CLEAR Artifacts:

Comments:

APPENDIX B - ATTACHMENT 2

LABORATORY DATA SHEETS FOR RESULTS QUALIFIED DUE TO MS OUTLIER

TOTAL METALS
-1-
INORGANIC ANALYSIS DATA SHEET

SAMPLE NO.

OU5-CSA-6-4221(43)-(20,20)

Contract:

Lab Code: Case No.: SAS No.: SDG NO.: 211043

Matrix (soil/water): SOIL Lab Sample ID: 211043-001-001-1/

Level (low/med): LOW Date Received: 08-NOV-02

% Solids: 38.0

Concentration Units (ug/L or mg/kg dry weight): MG/KG

CAS No.	Analyte	Concentration	C	Q	M
7440-38-2	Arsenic	5.8		~~N~~ K	P

DYB
2-11-03

Color Before: Clarity Before: Texture:

Color After: Clarity After: Artifacts:

Comments:

GPL Laboratories, LLLP

TOTAL METALS
-1-
INORGANIC ANALYSIS DATA SHEET

SAMPLE NO.

OU5-CSA-6-4221(43)-(100,140)

Contract:

Lab Code: Case No.: SAS No.: SDG NO.: 211043

Matrix (soil/water): SOIL Lab Sample ID: 211043-002-002-1/

Level (low/med): LOW Date Received: 08-NOV-02

% Solids: 52.8

Concentration Units (ug/L or mg/kg dry weight): MG/KG

CAS No.	Analyte	Concentration	C	Q	M
7440-38-2	Arsenic	8.4		~~N~~ K	P

DYB
2-11-03

Color Before: Clarity Before: Texture:

Color After: Clarity After: Artifacts:

Comments:

GPL Laboratories, LLLP

TOTAL METALS
-1-
INORGANIC ANALYSIS DATA SHEET

SAMPLE NO.

OU5-CSA-6-4221(43)-(40,100)

Contract:

Lab Code: Case No.: SAS No.: SDG NO.: 211043

Matrix (soil/water): SOIL Lab Sample ID: 211043-003-003-1/

Level (low/med): LOW Date Received: 08-NOV-02

% Solids: 69.1

Concentration Units (ug/L or mg/kg dry weight): MG/KG

CAS No.	Analyte	Concentration	C	Q	M
7440-38-2	Arsenic	5.9		~~N~~ K	P

DYB
2-11-03

Color Before: Clarity Before: Texture:

Color After: Clarity After: Artifacts:

Comments:

TOTAL METALS
-1-
INORGANIC ANALYSIS DATA SHEET

SAMPLE NO.

OU5-CSA-6-4221(43)-(40,140)

Contract:

Lab Code: Case No.: SAS No.: SDG NO.: 211043

Matrix (soil/water): SOIL Lab Sample ID: 211043-004-004-1/

Level (low/med): LOW Date Received: 08-NOV-02

% Solids: 71.5

Concentration Units (ug/L or mg/kg dry weight): MG/KG

CAS No.	Analyte	Concentration	C	Q	M
7440-38-2	Arsenic	6.5		~~N~~ K	P

DYB
2-11-03

Color Before: Clarity Before: Texture:

Color After: Clarity After: Artifacts:

Comments:

TOTAL METALS
-1-
INORGANIC ANALYSIS DATA SHEET

SAMPLE NO.

OU5-CSA-6-4221(43)-(80,120)

Contract:

Lab Code: Case No.: SAS No.: SDG NO.: 211043

Matrix (soil/water): SOIL Lab Sample ID: 211043-005-005-1/

Level (low/med): LOW Date Received: 08-NOV-02

% Solids: 82.0

Concentration Units (ug/L or mg/kg dry weight): MG/KG

CAS No.	Analyte	Concentration	C	Q	M
7440-38-2	Arsenic	9.6		~~N~~ R	P

DYB
2-11-03

Color Before: Clarity Before: Texture:

Color After: Clarity After: Artifacts:

Comments:

TOTAL METALS
-1-
INORGANIC ANALYSIS DATA SHEET

SAMPLE NO.

OU5-CSA-6-4221(43)-(40,120)

Contract:

Lab Code: Case No.: SAS No.: SDG NO.: 211043

Matrix (soil/water): SOIL Lab Sample ID: 211043-006-006-1/

Level (low/med): LOW Date Received: 08-NOV-02

% Solids: 84.5

Concentration Units (ug/L or mg/kg dry weight): MG/KG

CAS No.	Analyte	Concentration	C	Q	M
7440-38-2	Arsenic	31.5		~~N~~ K	P

DYB
2-11-03

Color Before: Clarity Before: Texture:

Color After: Clarity After: Artifacts:

Comments:

GPL Laboratories, LLLP

TOTAL METALS
-1-
INORGANIC ANALYSIS DATA SHEET

SAMPLE NO.

OU5-CSA-6-4221(43)-(60,160)

Contract:

Lab Code: Case No.: SAS No.: SDG NO.: 211043

Matrix (soil/water): SOIL Lab Sample ID: 211043-007-007-1/

Level (low/med): LOW Date Received: 08-NOV-02

% Solids: 66.0

Concentration Units (ug/L or mg/kg dry weight): MG/KG

CAS No.	Analyte	Concentration	C	Q	M
7440-38-2	Arsenic	6.5		~~N~~ K	P

DYB
2-11-03

Color Before: Clarity Before: Texture:

Color After: Clarity After: Artifacts:

Comments:

GPL Laboratories, LLLP

TOTAL METALS
-1-
INORGANIC ANALYSIS DATA SHEET

SAMPLE NO.

OU5-CSA-6-4221(43)-(100,120)

Contract:

Lab Code: Case No.: SAS No.: SDG NO.: 211043

Matrix (soil/water): SOIL Lab Sample ID: 211043-008-008-1/

Level (low/med): LOW Date Received: 08-NOV-02

% Solids: 78.8

Concentration Units (ug/L or mg/kg dry weight): MG/KG

CAS No.	Analyte	Concentration	C	Q	M
7440-38-2	Arsenic	9.8		~~N~~ K	P

DYB
2-11-03

Color Before: Clarity Before: Texture:

Color After: Clarity After: Artifacts:

Comments:

TOTAL METALS
-1-
INORGANIC ANALYSIS DATA SHEET

SAMPLE NO.
OU5-CSA-6-4221(43)-(60,140)

Contract:

Lab Code: Case No.: SAS No.: SDG NO.: 211043

Matrix (soil/water): SOIL Lab Sample ID: 211043-009-009-1/

Level (low/med): LOW Date Received: 08-NOV-02

% Solids: 67.0

Concentration Units (ug/L or mg/kg dry weight): MG/KG

CAS No.	Analyte	Concentration	C	Q	M
7440-38-2	Arsenic	15.3		~~N~~ K	P

DMB
2-11-03

Color Before: Clarity Before: Texture:

Color After: Clarity After: Artifacts:

Comments:

TOTAL METALS
-1-
INORGANIC ANALYSIS DATA SHEET

SAMPLE NO.

OU5-CSA-6-4221(43)-(80,140)

Contract:

Lab Code: Case No.: SAS No.: SDG NO.: 211043

Matrix (soil/water): SOIL Lab Sample ID: 211043-010-010-1/

Level (low/med): LOW Date Received: 08-NOV-02

% Solids: 77.9

Concentration Units (ug/L or mg/kg dry weight): MG/KG

CAS No.	Analyte	Concentration	C	Q	M
7440-38-2	Arsenic	7.7		~~N~~ K	P

DMB
2-11-03

Color Before: Clarity Before: Texture:

Color After: Clarity After: Artifacts:

Comments:

GPL Laboratories, LLLP

TOTAL METALS

-1-

INORGANIC ANALYSIS DATA SHEET

SAMPLE NO.

OU5-CSA-6-4221(43)-(100,100)

Contract:

Lab Code: Case No.: SAS No.: SDG NO.: 211043

Matrix (soil/water): SOIL Lab Sample ID: 211043-011-011-1/

Level (low/med): LOW Date Received: 08-NOV-02

% Solids: 76.2

Concentration Units (ug/L or mg/kg dry weight): MG/KG

CAS No.	Analyte	Concentration	C	Q	M
7440-38-2	Arsenic	17.8		~~N~~ K	P

DYB
2-11-03

Color Before: Clarity Before: Texture:

Color After: Clarity After: Artifacts:

Comments:

GPL Laboratories, LLLP

TOTAL METALS
-1-
INORGANIC ANALYSIS DATA SHEET

SAMPLE NO.

OU5-CSA-6-4221(43)-(60,100)

Contract:

Lab Code: Case No.: SAS No.: SDG NO.: 211043

Matrix (soil/water): SOIL Lab Sample ID: 211043-012-012-1/

Level (low/med): LOW Date Received: 08-NOV-02

% Solids: 76.7

Concentration Units (ug/L or mg/kg dry weight): MG/KG

CAS No.	Analyte	Concentration	C	Q	M
7440-38-2	Arsenic	8.7		~~N~~ K	P

DYB
2-11-03

Color Before: Clarity Before: Texture:

Color After: Clarity After: Artifacts:

Comments:

TOTAL METALS
-1-
INORGANIC ANALYSIS DATA SHEET

SAMPLE NO.

OU5-CSA-6-4221(43)-(80,60)

Contract:

Lab Code: Case No.: SAS No.: SDG NO.: 211043

Matrix (soil/water): SOIL Lab Sample ID: 211043-013-013-1/

Level (low/med): LOW Date Received: 08-NOV-02

% Solids: 76.3

Concentration Units (ug/L or mg/kg dry weight): MG/KG

CAS No.	Analyte	Concentration	C	Q	M
7440-38-2	Arsenic	9.2		~~N~~ K	P

DLB
2-11-03

Color Before: Clarity Before: Texture:

Color After: Clarity After: Artifacts:

Comments:

GPL Laboratories, LLLP

TOTAL METALS
-1-
INORGANIC ANALYSIS DATA SHEET

SAMPLE NO.

OU5-CSA-6-4221(43)-(80,80)

Contract:

Lab Code: Case No.: SAS No.: SDG NO.: 211043

Matrix (soil/water): SOIL Lab Sample ID: 211043-014-014-1/

Level (low/med): LOW Date Received: 08-NOV-02

% Solids: 81.6

Concentration Units (ug/L or mg/kg dry weight): MG/KG

CAS No.	Analyte	Concentration	C	Q	M
7440-38-2	Arsenic	8.2		~~N~~ K	P

DYB
2-11-03

Color Before: Clarity Before: Texture:

Color After: Clarity After: Artifacts:

Comments:

TOTAL METALS
-1-
INORGANIC ANALYSIS DATA SHEET

SAMPLE NO.

OU5-CSA-6-4221(43)-(80,40)

Contract:

Lab Code: Case No.: SAS No.: SDG NO.: 211043

Matrix (soil/water): SOIL Lab Sample ID: 211043-015-015-1/

Level (low/med): LOW Date Received: 08-NOV-02

% Solids: 76.7

Concentration Units (ug/L or mg/kg dry weight): MG/KG

CAS No.	Analyte	Concentration	C	Q	M
7440-38-2	Arsenic	10.0		~~N~~ K	P

DYB
2-11-03

Color Before: Clarity Before: Texture:

Color After: Clarity After: Artifacts:

Comments:

GPL Laboratories, LLLP

TOTAL METALS
-1-
INORGANIC ANALYSIS DATA SHEET

SAMPLE NO.

OU5-CSA-6-4221(43)-(40,160)

Contract:

Lab Code: Case No.: SAS No.: SDG NO.: 211043

Matrix (soil/water): SOIL Lab Sample ID: 211043-016-016-1/

Level (low/med): LOW Date Received: 08-NOV-02

% Solids: 82.3

Concentration Units (ug/L or mg/kg dry weight): MG/KG

CAS No.	Analyte	Concentration	C	Q	M
7440-38-2	Arsenic	7.3		~~N~~ K	P

DYB
2-11-03

Color Before: Clarity Before: Texture:

Color After: Clarity After: Artifacts:

Comments:

TOTAL METALS
-1-
INORGANIC ANALYSIS DATA SHEET

SAMPLE NO.

OU5-CSA-6-4221(43)-(20,80)

Contract:

Lab Code: Case No.: SAS No.: SDG NO.: 211043

Matrix (soil/water): SOIL Lab Sample ID: 211043-017-017-1/

Level (low/med): LOW Date Received: 08-NOV-02

% Solids: 71.6

Concentration Units (ug/L or mg/kg dry weight): MG/KG

CAS No.	Analyte	Concentration	C	Q	M
7440-38-2	Arsenic	7.0		~~N~~ K	P

DJB
2-11-03

Color Before: Clarity Before: Texture:

Color After: Clarity After: Artifacts:

Comments:

TOTAL METALS
-1-
INORGANIC ANALYSIS DATA SHEET

SAMPLE NO.

OU5-CSA-6-4221(43)-(20,100)

Contract:

Lab Code: Case No.: SAS No.: SDG NO.: 211043

Matrix (soil/water): SOIL Lab Sample ID: 211043-018-018-1/

Level (low/med): LOW Date Received: 08-NOV-02

% Solids: 74.0

Concentration Units (ug/L or mg/kg dry weight): MG/KG

CAS No.	Analyte	Concentration	C	Q	M
7440-38-2	Arsenic	16.6		~~N~~ K	P

DMB
12-11-03

Color Before: Clarity Before: Texture:

Color After: Clarity After: Artifacts:

Comments:

GPL Laboratories, LLLP

TOTAL METALS
-1-
INORGANIC ANALYSIS DATA SHEET

SAMPLE NO.

OU5-CSA-6-4221(43)-(40,80)

Contract:

Lab Code: Case No.: SAS No.: SDG NO.: 211043

Matrix (soil/water): SOIL Lab Sample ID: 211043-019-019-1/

Level (low/med): LOW Date Received: 08-NOV-02

% Solids: 76.7

Concentration Units (ug/L or mg/kg dry weight): MG/KG

CAS No.	Analyte	Concentration	C	Q	M
7440-38-2	Arsenic	7.1		~~N~~ K	P

DMB
2-11-03

Color Before: Clarity Before: Texture:

Color After: Clarity After: Artifacts:

Comments:

GPL Laboratories, LLLP

TOTAL METALS
-1-
INORGANIC ANALYSIS DATA SHEET

SAMPLE NO.

OU5-CSA-6-4221(43)-(40,60)

Contract:

Lab Code: Case No.: SAS No.: SDG NO.: 211043

Matrix (soil/water): SOIL Lab Sample ID: 211043-020-020-1/

Level (low/med): LOW Date Received: 08-NOV-02

% Solids: 78.5

Concentration Units (ug/L or mg/kg dry weight): MG/KG

CAS No.	Analyte	Concentration	C	Q	M
7440-38-2	Arsenic	10.7		~~N~~ K	P

DYB
2-11-03

Color Before: Clarity Before: Texture:

Color After: Clarity After: Artifacts:

Comments:

APPENDIX C

SUMMARY OF LABORATORY DETECTIONS WITH DATA VALIDATION QUALIFIERS

TABLE 1 (APPENDIX C)
SUMMARY OF DETECTIONS FOR SPRING VALLEY OU-4 AND OU-5 SAMPLES COLLECTED BETWEEN APRIL 3, 2001 AND DECEMBER 20, 2002
(All detections were for arsenic)

LABSAMPID	SAMPLE ID	SAMPLE DATE	ARSENIC RESULT (mg//kg)	EPA FLAGS	DV QUAL	DILFAC
104015-001	OU-5-5059-4	4/3/2001	5.5			1
104015-002	OU-5-5059-3	4/3/2001	8			1
104015-003	OU-5-5059-2	4/3/2001	6.5			1
104015-004	OU-5-5059-1	4/3/2001	4.4			1
104015-005	OU-5-5059-1A	4/3/2001	5			1
104015-006	OU-5-5059-2A	4/3/2001	2.8			1
104015-007	OU-5-5059-3A	4/3/2001	2.3	B	J	1
104015-008	OU-5-5059-4A	4/3/2001	3.1			1
104015-009	OU-5-5059-SB-1	4/3/2001	2.4			1
104015-011	OU-5-5059-SB-3	4/3/2001	1.3	B	J	1
104015-012	OU-5-5059-SB-4	4/3/2001	4.5			1
104015-013	OU-5-5059-SB-5	4/3/2001	1.8	B	J	1
104015-014	OU-5-5059-SB-6	4/3/2001	3.2			1
104015-015	OU-5-5059-SB-7	4/3/2001	5			1
104015-016	OU-5-5059-SB-8	4/3/2001	2.5			1
104015-017	OU-5-5059-SB-9	4/3/2001	3			1
104015-018	OU-5-5059-SB-DUP-02	4/3/2001	2.2	B	J	1
104015-019	OU-5-5059-DUP-02	4/3/2001	2.4			1
104017-001	OU-5-5065-1	4/3/2001	3.4			1
104017-002	OU-5-5065-2	4/3/2001	3.6			1
104017-003	OU-5-5065-3	4/3/2001	5.8			1
104017-004	OU-5-5065-4	4/3/2001	8.9			1
104017-005	OU-5-5065-1A	4/3/2001	2.8			1
104017-006	OU-5-5065-2A	4/3/2001	4.1			1
104017-007	OU-5-5065-3A	4/3/2001	7.7			1
104017-008	OU-5-5065-4A	4/3/2001	6.8			1
104017-009	OU-5-5065-SB-1	4/3/2001	8.5			1
104017-010	OU-5-5065-SB-2	4/3/2001	5.2			1
104017-011	OU-5-5065-SB-3	4/3/2001	4.3			1
104017-012	OU-5-5065-SB-4	4/3/2001	5.2			1
104017-013	OU-5-5065-SB-5	4/3/2001	4			1
104017-014	OU-5-5065-SB-6	4/3/2001	2.4			1
104017-015	OU-5-5065-SB-7	4/3/2001	3.1			1
104017-016	OU-5-5065-DUP-01	4/3/2001	4			1
104029-001	OU-5-5036-1	4/4/2001	3.6			1
104029-002	OU-5-5036-2	4/4/2001	2.9			1
104029-003	OU-5-5036-3	4/4/2001	3.7			1
104029-004	OU-5-5036-4	4/4/2001	3.7			1
104029-005	OU-5-5036-1A	4/4/2001	3.6			1
104029-006	OU-5-5036-2A	4/4/2001	2.2			1
104029-007	OU-5-5036-3A	4/4/2001	3			1
104029-008	OU-5-5036-4A	4/4/2001	2.7			1
104029-009	OU-5-5036-SB-1	4/4/2001	1.2	B	J	1
104029-011	OU-5-5036-SB-3	4/4/2001	1.2	B	J	1
104029-012	OU-5-5036-SB-4	4/4/2001	1	B	J	1
104029-015	OU-5-5036-DUP-01	4/4/2001	2.5			1
204130-001-001-1/1	OU4-4810GR-(120,80)	4/23/2002	9.6			1
204130-002-002-1/1	OU4-4810GR-(120,100)	4/23/2002	4.2			1
204130-003-003-1/1	OU4-4810GR-(100,100)	4/23/2002	6.1			1
204130-004-004-1/1	OU4-4810GR-(80,80)	4/23/2002	3.2			1
204130-005-005-1/1	OU4-4810GR-(100,80)	4/23/2002	3.4			1
204130-006-006-1/1	OU4-4810GR-(40,80)	4/23/2002	4.3			1
204130-007-007-1/1	OU4-4810GR-(60,80)	4/23/2002	4.3			1
204130-008-008-1/1	OU4-4810GR-(80,100)	4/23/2002	5.6			1
204130-009-009-1/1	OU4-4810GR-(40,60)	4/23/2002	5.6			1
204130-010-010-1/1	OU4-4810GR-(40,20)	4/23/2002	4.2			1
204130-011-011-1/1	OU4-4810GR-(160,160)	4/23/2002	3.7			1
204130-012-012-1/1	OU4-4810GR-(140,140)	4/23/2002	5			1

TABLE 1 (APPENDIX C)
SUMMARY OF DETECTIONS FOR SPRING VALLEY OU-4 AND OU-5 SAMPLES COLLECTED BETWEEN APRIL 3, 2001 AND DECEMBER 20, 2002
(All detections were for arsenic)

LABSAMPID	SAMPLE ID	SAMPLE DATE	ARSENIC RESULT (mg//kg)	EPA FLAGS	DV QUAL	DILFAC
204130-013-013-1/1	OU4-4810GR-(160,120)	4/23/2002	4			1
204130-014-014-1/1	OU4-4810GR-(100,120)	4/23/2002	4.4			1
204130-015-015-1/1	OU4-4810GR-(60,20)	4/23/2002	3.3			1
204130-016-016-1/1	OU4-4810GR-(40,40)	4/23/2002	3.5			1
204130-017-017-1/1	OU4-4810GR-(60,40)	4/23/2002	12.5			1
204130-018-018-1/1	OU4-4810GR-(80,20)	4/23/2002	11.7			1
204130-019-019-1/1	OU4-4810GR-(120,140)	4/23/2002	5.1			1
204130-020-020-1/1	OU4-4810GR-(160,140)	4/23/2002	2.3			1
204130-021-021-1/1	OU4-4810GR-(120,160)	4/23/2002	3.7			1
204130-022-022-1/1	OU4-4810GR-(20,20)	4/23/2002	3.5			1
204130-023-023-1/1	OU4-4810GR-(60,60)	4/23/2002	4.8			1
204130-024-024-1/1	OU4-4810GR-(20,60)	4/23/2002	4.5			1
204130-025-025-1/1	OU4-4810GR-(140,40)	4/23/2002	17.3			1
204130-026-026-1/1	OU4-4810GR-(160,20)	4/23/2002	3.4			1
204130-027-027-1/1	OU4-4810GR-(160,40)	4/23/2002	2.6			1
204130-028-028-1/1	OU4-4810GR-(60,140)	4/23/2002	4			1
204130-029-029-1/1	OU4-4810GR-(160,100)	4/23/2002	4.8			1
204130-030-030-1/1	OU4-4810GR-(100,160)	4/23/2002	8.4			1
204130-031-031-1/1	OU4-4810GR-(140,120)	4/23/2002	4.4			1
204130-032-032-1/1	OU4-4810GR-(120,120)	4/23/2002	3.5			1
204130-033-033-1/1	OU4-4810GR-(160,80)	4/23/2002	1.8	B	J	1
204130-034-034-1/1	OU4-4810GR-(160,60)	4/23/2002	3.8			1
204130-035-035-1/1	OU4-4810GR-(140,100)	4/23/2002	5			1
204130-036-036-1/1	OU4-4810GR-(140,60)	4/23/2002	2			1
204130-037-037-1/1	OU4-4810GR-(100,40)	4/23/2002	50.7			1
204130-038-038-1/1	OU4-4810GR-(140,20)	4/23/2002	13			1
204130-039-039-1/1	OU4-4810GR-(100,20)	4/23/2002	5.2			1
204130-040-040-1/1	OU4-4810GR-(120,20)	4/23/2002	42.9			1
204130-041-041-1/1	OU4-4810GR-(120,40)	4/23/2002	12.2			1
204130-042-042-1/1	OU4-4810GR-(100,60)	4/23/2002	23.3			1
204130-043-043-1/1	OU4-4810GR-(80,60)	4/23/2002	5.1			1
204130-044-044-1/1	OU4-4810GR-(80,120)	4/23/2002	5.1			1
204130-045-045-1/1	OU4-4810GR-(80,40)	4/23/2002	5.6			1
204130-046-046-1/1	OU4-4810GR-(100,140)	4/23/2002	8.7			1
204130-047-047-1/1	OU4-4810GR-(60,120)	4/23/2002	5.3			1
204130-048-048-1/1	OU4-4810GR-(40,100)	4/23/2002	4.6			1
204130-049-049-1/1	OU4-4810GR-(80,140)	4/23/2002	4.5			1
204130-050-050-1/1	OU4-4810GR-(60,100)	4/23/2002	45.9			1
204130-051-051-1/1	OU4-4810GR-(40,120)	4/23/2002	5.6			1
204130-052-052-1/1	OU4-4810GR-(40,140)	4/23/2002	5.8			1
204130-053-053-1/1	OU4-4810GR-(120,60)	4/23/2002	8.1			1
204130-054-054-1/1	OU4-4810GR-(20,60) DUP	4/23/2002	2.9			1
204130-055-055-1/1	OU4-4810GR-(140,160)	4/23/2002	5.2			1
204130-056-056-1/1	OU4-4810GR-DUP01	4/23/2002	3.3			1
204130-057-057-1/1	OU4-4810GR-DUP02	4/23/2002	3.5			1
204130-058-058-1/1	OU4-4810GR-DUP03	4/23/2002	6.3			1
208047-001-001-1/1	OU5-CSA-11-4949QS-1	8/7/2002	11.8			1
208047-002-002-1/1	OU5-CSA-11-4949QS-2	8/7/2002	6.1			1
208047-003-003-1/1	OU5-CSA-5-L3-1	8/7/2002	5.3			1
208047-004-004-1/1	OU5-CSA-5-L3-2	8/7/2002	5.1			1
208047-005-005-1/1	OU5-CSA-5-4643MA-1	8/7/2002	3.3			1
208047-006-006-1/1	OU5-CSA-5-4643MA-2	8/7/2002	4.5			1
208184-001-001-1/1	OU5-CTA-1A-L1-SBA1	8/26/2002	1.6			1
208184-002-002-1/1	OU5-CTA-1A-L1-SBA2	8/26/2002	2.4			1
208184-003-003-1/1	OU5-CTA-1A-L1-SBA3	8/26/2002	1.4			1
208184-004-004-1/1	OU5-CTA-1A-L1-SBA4	8/26/2002	1.1	B	J	1
208184-005-005-1/1	OU5-CTA-1A-L1-SBA5	8/26/2002	2.2			1
208184-006-006-1/1	OU5-CTA-1A-L1-SBA6	8/26/2002	2.7			1

TABLE 1 (APPENDIX C)
SUMMARY OF DETECTIONS FOR SPRING VALLEY OU-4 AND OU-5 SAMPLES COLLECTED BETWEEN APRIL 3, 2001 AND DECEMBER 20, 2002
(All detections were for arsenic)

LABSAMPID	SAMPLE ID	SAMPLE DATE	ARSENIC RESULT (mg//kg)	EPA FLAGS	DV QUAL	DILFAC
208184-007-007-1/1	OU5-CTA-1A-L1-1	8/26/2002	2.6			1
208184-008-008-1/1	OU5-CTA-1A-L1-2	8/26/2002	2.6			1
208184-009-009-1/1	OU5-CTA-1A-L1-3	8/26/2002	3.3			1
208184-010-010-1/1	OU5-CTA-1A-L1-4	8/26/2002	3.4			1
208184-011-011-1/1	OU5-CTA-1A-L2-SB1	8/26/2002	3.1			1
208184-012-012-1/1	OU5-CTA-1A-L2-SB2	8/26/2002	1.8			1
208184-013-013-1/1	OU5-CTA-1A-L2-SB3	8/26/2002	3.9			1
208184-014-014-1/1	OU5-CTA-1A-L2-SB4	8/26/2002	3.3			1
208184-015-015-1/1	OU5-CTA-1A-L2-1	8/26/2002	3			1
208184-016-016-1/1	OU5-CTA-1A-L2-2	8/26/2002	2.7			1
208184-017-017-1/1	OU5-CTA-1A-L2-3	8/26/2002	2.5			1
208184-018-018-1/1	OU5-CTA-1A-L2-4	8/26/2002	2			1
208184-019-019-1/1	OU5-CSA-3-L6-1	8/26/2002	3.8			1
208184-020-020-1/1	OU5-CSA-3-L6-2	8/26/2002	5.5			1
208184-021-021-1/1	OU5-CSA-3-L8-1	8/26/2002	4.4			1
208184-022-022-1/1	OU5-CSA-3-L8-2	8/26/2002	4.3			1
208184-023-023-1/1	OU5-CSA-3-L2-1	8/26/2002	2.5			1
208184-024-024-1/1	OU5-CSA-3-L2-2	8/26/2002	2			1
208184-025-025-1/1	OU5-CSA-3-L3-1	8/26/2002	3.3			1
208184-026-026-1/1	OU5-CSA-3-L3-2	8/26/2002	3.8			1
208184-027-027-1/1	OU5-CSA-6-4329VNS-1	8/26/2002	6.3			1
208184-028-028-1/1	OU5-CSA-6-4329VNS-2	8/26/2002	8.9			1
208198-001-001-1/1	OU5-CTA-L1-SBB1	8/28/2002	1	B	J	1
208198-002-002-1/1	OU5-CTA-L1-SBB2	8/28/2002	3.1			1
208198-003-003-1/1	OU5-CTA-L1-SBB3	8/28/2002	0.73	B	J	1
208198-004-004-1/1	OU5-CSA-3-L4-SBA1	8/28/2002	2.9			1
208198-005-005-1/1	OU5-CSA-3-L4-SBA2	8/28/2002	4.7			1
208198-006-006-1/1	OU5-CSA-3-L4-SBA3	8/28/2002	2.5			1
208198-007-007-1/1	OU5-CSA-3-L4-SBA4	8/28/2002	2.4			1
208198-008-008-1/1	OU5-CSA-3-L4-SBA5	8/28/2002	2.2			1
208198-009-009-1/1	OU5-CSA-3-L4-1	8/28/2002	4			1
208198-010-010-1/1	OU5-CSA-3-L4-2	8/28/2002	4			1
208198-011-011-1/1	OU5-CSA-3-L4-SBB1	8/28/2002	1.8			1
208198-012-012-1/1	OU5-CSA-3-L4-SBB2	8/28/2002	2.6			1
208198-013-013-1/1	OU5-CSA-3-L4-SBB3	8/28/2002	2.1			1
208198-014-014-1/1	OU5-CSA-3-L4-SBB4	8/28/2002	1.7			1
208198-015-015-1/1	OU5-CSA-3-L4-SBB5	8/28/2002	3.3			1
208198-016-016-1/1	OU5-CSA-3-L4-SBB6	8/28/2002	1.9			1
208198-017-017-1/1	OU5-CSA-3-L4-SBC1	8/28/2002	0.47	B	J	1
208198-018-018-1/1	OU5-CSA-3-L4-SBC2	8/28/2002	2.2			1
208198-019-019-1/1	OU5-CSA-3-L4-SBC3	8/28/2002	2.6			1
208198-020-020-1/1	OU5-CSA-3-L4-SBC4	8/28/2002	3.5			1
208198-021-021-1/1	OU5-CSA-3-L4-SBC5	8/28/2002	4			1
208198-022-022-1/1	OU5-CSA-3-L4-SBC6	8/28/2002	4.5			1
208198-023-023-1/1	OU5-CSA-3-L4-SBC7	8/28/2002	2			1
208198-024-024-1/1	OU5-CSA-3-L4-SBC8	8/28/2002	2			1
208198-025-025-1/1	OU5-CSA-3-L6-SBB1	8/28/2002	2.5			1
208198-026-026-1/1	OU5-CSA-3-L6-SBB2	8/28/2002	3.9			1
208198-027-027-1/1	OU5-CSA-3-L6-SBB3	8/28/2002	3.3			1
208198-028-028-1/1	OU5-CSA-3-L6-SBB4	8/28/2002	2.3			1
208198-029-029-1/1	OU5-CSA-3-L6-SBB5	8/28/2002	2.9			1
208198-030-030-1/1	OU5-CSA-3-L6-SBB6	8/28/2002	10.3			1
208198-031-031-1/1	OU5-CTA-1A-L1-SBB-DUP110	8/28/2002	0.55	B	J	1
208198-032-032-1/1	OU5-CSA-3-L4-SBC-DUP111	8/28/2002	1.9			1
208198-033-033-1/1	OU5-CSA-3-L4-DUP115	8/28/2002	3.9			1
208206-019-019-1/1	OU5-CSA-2-5122YS-SB1	8/29/2002	2.4			1
208206-020-020-1/1	OU5-CSA-2-5122YS-SB2	8/29/2002	2.7			1
208206-021-021-1/1	OU5-CSA-2-5122YS-SB3	8/29/2002	1.3			1

TABLE 1 (APPENDIX C)
SUMMARY OF DETECTIONS FOR SPRING VALLEY OU-4 AND OU-5 SAMPLES COLLECTED BETWEEN APRIL 3, 2001 AND DECEMBER 20, 2002
(All detections were for arsenic)

LABSAMPID	SAMPLE ID	SAMPLE DATE	ARSENIC RESULT (mg//kg)	EPA FLAGS	DV QUAL	DILFAC
208206-022-022-1/1	OU5-CSA-2-5122YS-SB4	8/29/2002	1.7			1
208206-023-023-1/1	OU5-CSA-2-5122YS-1	8/29/2002	4.9			1
208206-024-024-1/1	OU5-CSA-2-5122YS-2	8/29/2002	6.2			1
208206-025-025-1/1	OU5-CTA-1A-5122(52)-SB1	8/29/2002	2			1
208206-026-026-1/1	OU5-CTA-1A-5122(52)-SB2	8/29/2002	1.6			1
208206-027-027-1/1	OU5-CTA-1A-5122(52)-SB3	8/29/2002	0.92	B	J	1
208206-028-028-1/1	OU5-CTA-1A-5122(52)-SB4	8/29/2002	0.93	B	J	1
208206-029-029-1/1	OU5-CTA-1A-5122(52)-SB5	8/29/2002	1.8			1
208206-030-030-1/1	OU5-CTA-1A-5122(52)-SB6	8/29/2002	0.9	B	J	1
208206-031-031-1/1	OU5-CTA-1A-5122(52)-1	8/29/2002	2.7			1
208206-032-032-1/1	OU5-CTA-1A-5122(52)-2	8/29/2002	2.5			1
208206-033-033-1/1	OU5-CTA-1A-5122(52)-3	8/29/2002	2.9			1
208206-034-034-1/1	OU5-CTA-1A-5122(52)-4	8/29/2002	3.2			1
208206-035-035-1/1	OU5-CTA-1A-L3-SB1	8/29/2002	5.2			1
208206-036-036-1/1	OU5-CTA-1A-L3-SB2	8/29/2002	3.3			1
208206-037-037-1/1	OU5-CTA-1A-L3-SB3	8/29/2002	2.4			1
208206-038-038-1/1	OU5-CTA-1A-L3-1	8/29/2002	7.4			1
208206-039-039-1/1	OU5-CTA-1A-L3-2	8/29/2002	18.2			1
208206-040-040-1/1	OU5-CTA-1A-L3-3	8/29/2002	13.9			1
208206-041-041-1/1	OU5-CTA-1A-L3-4	8/29/2002	5.2			1
208206-042-042-1/1	OU5-CTA-1C-5009US-SB1	8/29/2002	6			1
208206-043-043-1/1	OU5-CTA-1C-5009US-SB2	8/29/2002	4			1
208206-044-044-1/1	OU5-CTA-1C-5009US-SB3	8/29/2002	0.68	B	J	1
208206-045-045-1/1	OU5-CTA-1C-5009US-SB4	8/29/2002	0.9	B	J	1
208206-046-046-1/1	OU5-CTA-1C-5009US-SB5	8/29/2002	1.1	B	J	1
208206-047-047-1/1	OU5-CTA-1C-5009US-SB6	8/29/2002	0.73	B	J	1
208206-048-048-1/1	OU5-CTA-1C-5009US-1	8/29/2002	3.5			1
208206-049-049-1/1	OU5-CTA-1C-5009US-2	8/29/2002	3.8			1
208206-050-050-1/1	OU5-CTA-1C-5009US-3	8/29/2002	10.7			1
208206-051-051-1/1	OU5-CTA-1C-5009US-4	8/29/2002	5.7			1
208206-054-054-1/1	CTA-1A-5122(52)-DUP117	8/29/2002	2.7			1
208206-055-055-1/1	CTA-1A-5122(52)-SB-DUP113	8/29/2002	0.97	B	J	1
209023-001-001-1/1	OU4-3318(45)-(40,120)	9/5/2002	9.8			1
209023-002-002-1/1	OU4-3318(45)-(80,140)	9/5/2002	5.8			1
209023-003-003-1/1	OU4-3318(45)-(40,0)	9/5/2002	10.6			1
209023-004-004-1/1	OU4-3318(45)-(60,160)	9/5/2002	7.1			1
209023-005-005-1/1	OU4-3318(45)-(80,160)	9/5/2002	6.8			1
209023-006-006-1/1	OU4-3318(45)-(20,20)	9/5/2002	17.8			1
209023-007-007-1/1	OU4-3318(45)-(40,20)	9/5/2002	14.7			1
209023-008-008-1/1	OU4-3318(45)-(20,60)	9/5/2002	7.1			1
209023-009-009-1/1	OU4-3318(45)-(20,40)	9/5/2002	12.7			1
209023-010-010-1/1	OU4-3318(45)-(60,80)	9/5/2002	15.2			1
209023-011-011-1/1	OU4-3318(45)-(80,120)	9/5/2002	16.9			1
209023-012-012-1/1	OU4-3318(45)-(80,100)	9/5/2002	5			1
209023-013-013-1/1	OU4-3318(45)-(60,140)	9/5/2002	14.6			1
209023-014-014-1/1	OU4-3318(45)-(40,80)	9/5/2002	11.8			1
209023-015-015-1/1	OU4-3318(45)-(40,60)	9/5/2002	9.7			1
209023-016-016-1/1	OU4-3318(45)-(40,100)	9/5/2002	9.7			1
209023-017-017-1/1	OU4-3318(45)-(60,120)	9/5/2002	14.2			1
209023-018-018-1/1	OU4-3318(45)-(60,100)	9/5/2002	2.2	B	J	1
209023-019-019-1/1	OU4-3318(45)-(80,60)	9/5/2002	3.4			1
209023-020-020-1/1	OU4-3318(45)-(80,80)	9/5/2002	9.5			1
209023-021-021-1/1	OU4-3318(45)-(40,40)	9/5/2002	26.3			1
209023-022-022-1/1	OU4-3318(45)-(80,40)	9/5/2002	1.8			1
209023-023-023-1/1	OU4-3318(45)-(100,100)	9/5/2002	4.7			1
209023-024-024-1/1	OU4-3318(45)-(20,0)	9/5/2002	9.7			1
209023-025-025-1/1	OU4-3318(45)-(60,20)	9/5/2002	9.4			1
209023-026-026-1/1	OU4-3318(45)-(60,40)	9/5/2002	7.7			1

TABLE 1 (APPENDIX C)
SUMMARY OF DETECTIONS FOR SPRING VALLEY OU-4 AND OU-5 SAMPLES COLLECTED BETWEEN APRIL 3, 2001 AND DECEMBER 20, 2002
(All detections were for arsenic)

LABSAMPID	SAMPLE ID	SAMPLE DATE	ARSENIC RESULT (mg//kg)	EPA FLAGS	DV QUAL	DILFAC
209023-027-027-1/1	OU4-3318(45)-(60,0)	9/5/2002	6.8			1
209023-028-028-1/1	OU4-3318(45)-DUP01	9/5/2002	10.2			1
209024-001-001-1/1	OU5-CTA-1A-4849RS-(40,120)	9/5/2002	28.4			1
209024-002-002-1/1	OU5-CTA-1A-4849RS-(20,140)	9/5/2002	10.4			1
209024-003-003-1/1	OU5-CTA-1A-4849RS-(80,140)	9/5/2002	16.2			1
209024-004-004-1/1	OU5-CTA-1A-4849RS-(60,100)	9/5/2002	10.1			1
209024-005-005-1/1	OU5-CTA-1A-4849RS-(60,120)	9/5/2002	52.1			1
209024-006-006-1/1	OU5-CTA-1A-4849RS-(60,140)	9/5/2002	8.9			1
209024-007-007-1/1	OU5-CTA-1A-4849RS-(100,100)	9/5/2002	9			1
209024-008-008-1/1	OU5-CTA-1A-4849RS-(80,120)	9/5/2002	4			1
209024-009-009-1/1	OU5-CTA-1A-4849RS-(100,80)	9/5/2002	4.5			1
209024-010-010-1/1	OU5-CTA-1A-4849RS-(80,100)	9/5/2002	4.2			1
209024-011-011-1/1	OU5-CTA-1A-4849RS-(100,60)	9/5/2002	38.1			1
209024-012-012-1/1	OU5-CTA-1A-4849RS-(80,60)	9/5/2002	5.6			1
209024-013-013-1/1	OU5-CTA-1A-4849RS-(40,140)	9/5/2002	10.4			1
209024-014-014-1/1	OU5-CTA-1A-4849RS-(20,120)	9/5/2002	4.4			1
209024-015-015-1/1	OU5-CTA-1A-4849RS-(80,80)	9/5/2002	5.6			1
209024-016-016-1/1	OU5-CTA-1A-4849RS-(80,20)	9/5/2002	5.2			1
209024-017-017-1/1	OU5-CTA-1A-4849RS-(20,60)	9/5/2002	14.4			1
209024-018-018-1/1	OU5-CTA-1A-4849RS-(40,40)	9/5/2002	30.6			1
209024-019-019-1/1	OU5-CTA-1A-4849RS-(40,80)	9/5/2002	4.8			1
209024-020-020-1/1	OU5-CTA-1A-4849RS-(40,20)	9/5/2002	3.8			1
209024-021-021-1/1	OU5-CTA-1A-4849RS-(20,80)	9/5/2002	12.6			1
209024-022-022-1/1	OU5-CTA-1A-4849RS-(40,60)	9/5/2002	8.2			1
209024-023-023-1/1	OU5-CTA-1A-4849RS-(80,40)	9/5/2002	59.1			1
209024-024-024-1/1	OU5-CTA-1A-4849RS-(60,20)	9/5/2002	11.2			1
209024-025-025-1/1	OU5-CTA-1A-4849RS-(60,40)	9/5/2002	23.8			1
209024-026-026-1/1	OU5-CTA-1A-4849RS-(0,120)	9/5/2002	64.1			1
209024-027-027-1/1	OU5-CTA-1A-4849RS-(60,80)	9/5/2002	7			1
209024-028-028-1/1	OU5-CTA-1A-4849RS-(20,100)	9/5/2002	33.8			1
209024-029-029-1/1	OU5-CTA-1A-4849RS-(100,20)	9/5/2002	3.9			1
209024-030-030-1/1	OU5-CTA-1A-4849RS-(120,20)	9/5/2002	3.6			1
209024-031-031-1/1	OU5-CTA-1A-4849RS-(100,40)	9/5/2002	6.1			1
209024-032-032-1/1	OU5-CTA-1A-4849RS-(120,40)	9/5/2002	3.7			1
209024-033-033-1/1	OU5-CTA-1A-4849RS-(80,100)	9/5/2002	57.1			1
209024-034-034-1/1	OU5-CTA-1A-4849RS-(60,60)	9/5/2002	8.4			1
209024-035-035-1/1	OU5-CTA-1A-4849RS-DUP01	9/5/2002	11.6			1
209024-036-036-1/1	OU5-CTA-1A-4849RS-DUP02	9/5/2002	65.6			1
209025-001-001-1/1	OU4-3318(45)-EB01	9/5/2002	3.4	U		1
209026-001-001-1/1	OU5-CTA-1A-4849RS-EB01	9/5/2002	3.4	U		1
209026-002-002-1/1	OU5-CTA-1A-4849RS-EB02	9/5/2002	3.4	U		1
210203-001-001-1/1	OU5-CSA-4-4700TS-1	10/23/2002	4.9			1
210203-002-002-1/1	OU5-CSA-4-4700TS-2	10/23/2002	6			1
211043-001-001-1/1	OU5-CSA-6-4221(43)-(20,20)	11/7/2002	5.8		K	1
211043-002-002-1/1	OU5-CSA-6-4221(43)-(100,140)	11/7/2002	8.4		K	1
211043-003-003-1/1	OU5-CSA-6-4221(43)-(40,100)	11/7/2002	5.9		K	1
211043-004-004-1/1	OU5-CSA-6-4221(43)-(40,140)	11/7/2002	6.5		K	1
211043-005-005-1/1	OU5-CSA-6-4221(43)-(80,120)	11/7/2002	9.6		K	1
211043-006-006-1/1	OU5-CSA-6-4221(43)-(40,120)	11/7/2002	31.5		K	1
211043-007-007-1/1	OU5-CSA-6-4221(43)-(60,160)	11/7/2002	6.5		K	1
211043-008-008-1/1	OU5-CSA-6-4221(43)-(100,120)	11/7/2002	9.8		K	1
211043-009-009-1/1	OU5-CSA-6-4221(43)-(60,140)	11/7/2002	15.3		K	1
211043-010-010-1/1	OU5-CSA-6-4221(43)-(80,140)	11/7/2002	7.7		K	1
211043-011-011-1/1	OU5-CSA-6-4221(43)-(100,100)	11/7/2002	17.8		K	1
211043-012-012-1/1	OU5-CSA-6-4221(43)-(60,100)	11/7/2002	8.7		K	1
211043-013-013-1/1	OU5-CSA-6-4221(43)-(80,60)	11/7/2002	9.2		K	1
211043-014-014-1/1	OU5-CSA-6-4221(43)-(80,80)	11/7/2002	8.2		K	1
211043-015-015-1/1	OU5-CSA-6-4221(43)-(80,40)	11/7/2002	10		K	1

TABLE 1 (APPENDIX C)
SUMMARY OF DETECTIONS FOR SPRING VALLEY OU-4 AND OU-5 SAMPLES COLLECTED BETWEEN APRIL 3, 2001 AND DECEMBER 20, 2002
(All detections were for arsenic)

LABSAMPID	SAMPLE ID	SAMPLE DATE	ARSENIC RESULT (mg//kg)	EPA FLAGS	DV QUAL	DILFAC
211043-016-016-1/1	OU5-CSA-6-4221(43)-(40,160)	11/7/2002	7.3		K	1
211043-017-017-1/1	OU5-CSA-6-4221(43)-(20,80)	11/7/2002	7		K	1
211043-018-018-1/1	OU5-CSA-6-4221(43)-(20,100)	11/7/2002	16.6		K	1
211043-019-019-1/1	OU5-CSA-6-4221(43)-(40,80)	11/7/2002	7.1		K	1
211043-020-020-1/1	OU5-CSA-6-4221(43)-(40,60)	11/7/2002	10.7		K	1
211043-021-021-1/1	OU5-CSA-6-4221(43)-(20,60)	11/7/2002	19.6		K	1
211043-022-022-1/1	OU5-CSA-6-4221(43)-(20,40)	11/7/2002	6			1
211043-023-023-1/1	OU5-CSA-6-4221(43)-(0,40)	11/7/2002	10			1
211043-024-024-1/1	OU5-CSA-6-4221(43)-(0,60)	11/7/2002	6.4			1
211043-025-025-1/1	OU5-CSA-6-4221(43)-(60,40)	11/7/2002	7.8			1
211043-026-026-1/1	OU5-CSA-6-4221(43)-(60,20)	11/7/2002	6.6			1
211043-027-027-1/1	OU5-CSA-6-4221(43)-(40,20)	11/7/2002	6.7			1
211043-028-028-1/1	OU5-CSA-6-4221(43)-(40,40)	11/7/2002	10.3			1
211043-029-029-1/1	OU5-CSA-6-4221(43)-(60,60)	11/7/2002	11.9			1
211043-030-030-1/1	OU5-CSA-6-4221(43)-DUP01	11/7/2002	18.1			1
212137-001-001-1/1	OU5-CSA-6-4301WS-(80,60)	12/18/2002	11.7			1
212137-002-002-1/1	OU5-CSA-6-4301WS-(120,40)	12/18/2002	6.8			1
212137-003-003-1/1	OU5-CSA-6-4301WS-(100,60)	12/18/2002	10.7			1
212137-004-004-1/1	OU5-CSA-6-4301WS-(60,80)	12/18/2002	5.4			1
212137-005-005-1/1	OU5-CSA-6-4301WS-(40,100)	12/18/2002	4.6			1
212137-006-006-1/1	OU5-CSA-6-4301WS-(140,60)	12/18/2002	10			1
212137-007-007-1/1	OU5-CSA-6-4301WS-(40,60)	12/18/2002	4.2			1
212137-008-008-1/1	OU5-CSA-6-4301WS-DUP01	12/18/2002	13.8			1
212137-009-009-1/1	OU5-CSA-6-4301WS-DUP02	12/18/2002	5.2			1
212137-010-010-1/1	OU5-CSA-6-4301WS-(100,40)	12/18/2002	8.9			1
212137-011-011-1/1	OU5-CSA-6-4301WS-(40,80)	12/18/2002	6.8			1
212137-012-012-1/1	OU5-CSA-6-4301WS-(60,100)	12/18/2002	9			1
212137-013-013-1/1	OU5-CSA-6-4301WS-(140,80)	12/18/2002	11.8			1
212137-014-014-1/1	OU5-CSA-6-4301WS-(120,80)	12/18/2002	10.1			1
212137-015-015-1/1	OU5-CSA-6-4301WS-(100,100)	12/18/2002	32.6			1
212137-016-016-1/1	OU5-CSA-6-4301WS-(80,120)	12/18/2002	36.4			1
212137-017-017-1/1	OU5-CSA-6-4301WS-(120,60)	12/18/2002	5.5			1
212137-018-018-1/1	OU5-CSA-6-4301WS-(100,80)	12/18/2002	19.8			1
212137-019-019-1/1	OU5-CSA-6-4301WS-(80,80)	12/18/2002	45.2			1
212137-020-020-1/1	OU5-CSA-6-4301WS-(80,100)	12/18/2002	20.9			1
212137-021-021-1/1	OU5-CSA-6-4301WS-(120,120)	12/18/2002	21.2			1
212137-022-022-1/1	OU5-CSA-6-4301WS-(100,120)	12/18/2002	111			1
212137-023-023-1/1	OU5-CSA-4301WS-(120,100)	12/18/2002	25.2			1
212137-024-024-1/1	OU5-CSA-6-4301WS-(80,20)	12/18/2002	6.5			1
212137-025-025-1/1	OU5-CSA-6-4301WS-(40,20)	12/18/2002	8.2			1
212137-026-026-1/1	OU5-CSA-6-4301WS-(60,20)	12/18/2002	5.9			1
212137-027-027-1/1	OU5-CSA-6-4301WS-(20,40)	12/18/2002	9.2			1
212137-028-028-1/1	OU5-CSA-6-4301WS-(40,0)	12/18/2002	5.1			1
212137-029-029-1/1	OU5-CSA-6-4301WS-(20,60)	12/18/2002	5.8			1
212137-030-030-1/1	OU5-CSA-6-4301WS-(80,40)	12/18/2002	5.4			1
212137-031-031-1/1	OU5-CSA-6-4301WS-(60,40)	12/18/2002	5.7			1
212137-032-032-1/1	OU5-CSA-6-4301WS-(20,20)	12/18/2002	5			1
212137-033-033-1/1	OU5-CSA-6-4301WS-(40,40)	12/18/2002	12.3			1
212137-034-034-1/1	OU5-CSA-6-4301WS-(20,100)	12/18/2002	4.9			1
212137-035-035-1/1	OU5-CSA-6-4301WS-(60,60)	12/18/2002	4.3			1
212137-036-036-1/1	OU5-CSA-6-4301WS-(20,80)	12/18/2002	6.8			1
212137-037-037-1/1	OU5-CSA-6-4301WS-(100,20)	12/18/2002	4.8			1
212147-001-001-1/1	OU5-CSA-12-5063LR-(200,100)	12/19/2002	3.9			1
212147-002-002-1/1	OU5-CSA-12-5063LR-(200,60)	12/19/2002	3.2			1
212147-003-003-1/1	OU5-CSA-12-5063LR-(220,80)	12/19/2002	16.2			1
212147-004-004-1/1	OU5-CSA-12-5063LR-(180,100)	12/19/2002	14.2			1
212147-005-005-1/1	OU5-CSA-12-5063LR-(200,80)	12/19/2002	3.2			1
212147-006-006-1/1	OU5-CSA-12-5063LR-(220,100)	12/19/2002	5.6			1

TABLE 1 (APPENDIX C)
SUMMARY OF DETECTIONS FOR SPRING VALLEY OU-4 AND OU-5 SAMPLES COLLECTED BETWEEN APRIL 3, 2001 AND DECEMBER 20, 2002
(All detections were for arsenic)

LABSAMPID	SAMPLE ID	SAMPLE DATE	ARSENIC RESULT (mg//kg)	EPA FLAGS	DV QUAL	DILFAC
212147-007-007-1/1	OU5-CSA-12-5063LR-(180,80)	12/19/2002	3			1
212147-008-008-1/1	OU5-CSA-12-5063LR-(220,60)	12/19/2002	8.2			1
212147-009-009-1/1	OU5-CSA-12-5063LR-(180,60)	12/19/2002	5.5			1
212147-010-010-1/1	OU5-CSA-12-5063LR-(160,100)	12/19/2002	4.3			1
212147-011-011-1/1	OU5-CSA-12-5063LR-(120,120)	12/19/2002	3.2			1
212147-012-012-1/1	OU5-CSA-12-5063LR-(140,60)	12/19/2002	6			1
212147-013-013-1/1	OU5-CSA-12-5063LR-(160,80)	12/19/2002	6			1
212147-014-014-1/1	OU5-CSA-12-5063LR-(60,160)	12/19/2002	11.2			1
212147-015-015-1/1	OU5-CSA-12-5063LR-(80,140)	12/19/2002	10.9			1
212147-016-016-1/1	OU5-CSA-12-5063LR-(80,120)	12/19/2002	6.7			1
212147-017-017-1/1	OU5-CSA-12-5063LR-(40,180)	12/19/2002	2.7			1
212147-018-018-1/1	OU5-CSA-12-5063LR-(160,120)	12/19/2002	7.4			1
212147-019-019-1/1	OU5-CSA-12-5063LR-(80,60)	12/19/2002	7			1
212147-020-020-1/1	OU5-CSA-12-5063LR-(140,80)	12/19/2002	7.5			1
212147-021-021-1/1	OU5-CSA-12-5063LR-(60,140)	12/19/2002	7.9			1
212147-022-022-1/1	OU5-CSA-12-5063LR-(80,100)	12/19/2002	6.8			1
212147-023-023-1/1	OU5-CSA-12-5063LR-(100,100)	12/19/2002	5.3			1
212147-024-024-1/1	OU5-CSA-12-5063LR-(60,120)	12/19/2002	11.6			1
212147-025-025-1/1	OU5-CSA-12-5063LR-(60,100)	12/19/2002	6.3			1
212147-026-026-1/1	OU5-CSA-12-5063LR-(40,160)	12/19/2002	4.8			1
212147-027-027-1/1	OU5-CSA-12-5063LR-(100,80)	12/19/2002	5.6			1
212147-028-028-1/1	OU5-CSA-12-5063LR-(60,180)	12/19/2002	2.6			1
212147-029-029-1/1	OU5-CSA-12-5063LR-(80,80)	12/19/2002	5.8			1
212147-030-030-1/1	OU5-CSA-12-5063LR-(40,140)	12/19/2002	4.5			1
212147-031-031-1/1	OU5-CSA-12-5063LR-(40,120)	12/19/2002	5.7			1
212147-032-032-1/1	OU5-CSA-12-5063LR-(20,120)	12/19/2002	6.5			1
212147-033-033-1/1	OU5-CSA-12-5063LR-(20,80)	12/19/2002	2.7			1
212147-034-034-1/1	OU5-CSA-12-5063LR-(20,160)	12/19/2002	3.9			1
212147-035-035-1/1	OU5-CSA-12-5063LR-(0,160)	12/19/2002	3.2			1
212147-036-036-1/1	OU5-CSA-12-5063LR-(40,80)	12/19/2002	6.3			1
212147-037-037-1/1	OU5-CSA-12-5063LR-(20,140)	12/19/2002	8.7			1
212147-038-038-1/1	OU5-CSA-12-5063LR-(20,100)	12/19/2002	6.2			1
212147-039-039-1/1	OU5-CSA-12-5063LR-(0,120)	12/19/2002	11.5			1
212147-040-040-1/1	OU5-CSA-12-5063LR-(40,100)	12/19/2002	5.2			1
212147-041-041-1/1	OU5-CSA-12-5063LR-(0,140)	12/19/2002	7			1
212147-042-042-1/1	OU5-CSA-12-5063LR-(100,60)	12/19/2002	3.9			1
212147-043-043-1/1	OU5-CSA-12-5063LR-(80,40)	12/19/2002	10			1
212147-044-044-1/1	OU5-CSA-12-5063LR-(40,20)	12/19/2002	3.5			1
212147-045-045-1/1	OU5-CSA-12-5063LR-(40,40)	12/19/2002	3			1
212147-046-046-1/1	OU5-CSA-12-5063LR-(100,40)	12/19/2002	10			1
212147-047-047-1/1	OU5-CSA-12-5063LR-(100,20)	12/19/2002	5.7			1
212147-048-048-1/1	OU5-CSA-12-5063LR-(40,60)	12/19/2002	2.8			1
212147-049-049-1/1	OU5-CSA-12-5063LR-(20,60)	12/19/2002	3.8			1
212147-050-050-1/1	OU5-CSA-12-5063LR-(80,20)	12/19/2002	3.6			1
212147-051-051-1/1	OU5-CSA-12-5063LR-(60,20)	12/19/2002	8.9			1
212147-052-052-1/1	OU5-CSA-12-5063LR-(60,60)	12/19/2002	6.6			1
212147-053-053-1/1	OU5-CSA-12-5063LR-(60,80)	12/19/2002	8.1			1
212147-054-054-1/1	OU5-CSA-12-5063LR-(140,40)	12/19/2002	7.9			1
212147-055-055-1/1	OU5-CSA-12-5063LR-(120,40)	12/19/2002	13.1			1
212147-056-056-1/1	OU5-CSA-12-5063LR-(140,160)	12/19/2002	5.1			1
212147-057-057-1/1	OU5-CSA-12-5063LR-(140,140)	12/19/2002	4.8			1
212147-058-058-1/1	OU5-CSA-12-5063LR-(100,180)	12/19/2002	15.5			1
212147-059-059-1/1	OU5-CSA-12-5063LR-(80,200)	12/19/2002	7			1
212147-060-060-1/1	OU5-CSA-12-5063LR-(120,80)	12/19/2002	8.2			1
212147-061-061-1/1	OU5-CSA-12-5063LR-(140,120)	12/19/2002	4.7			1
212147-062-062-1/1	OU5-CSA-12-5063LR-(120,160)	12/19/2002	6.6			1
212147-063-063-1/1	OU5-CSA-12-5063LR-(120,140)	12/19/2002	10.6			1
212147-064-064-1/1	OU5-CSA-12-5063LR-(80,160)	12/19/2002	6.5			1

TABLE 1 (APPENDIX C)
SUMMARY OF DETECTIONS FOR SPRING VALLEY OU-4 AND OU-5 SAMPLES COLLECTED BETWEEN APRIL 3, 2001 AND DECEMBER 20, 2002
(All detections were for arsenic)

LABSAMPID	SAMPLE ID	SAMPLE DATE	ARSENIC RESULT (mg//kg)	EPA FLAGS	DV QUAL	DILFAC
212147-065-065-1/1	OU5-CSA-12-5063LR-(120,180)	12/19/2002	27.1			1
212147-066-066-1/1	OU5-CSA-12-5063LR-(120,100)	12/19/2002	4.6			1
212147-067-067-1/1	OU5-CSA-12-5063LR-(140,100)	12/19/2002	5.3			1
212147-068-068-1/1	OU5-CSA-12-5063LR-(100,200)	12/19/2002	8.8			1
212147-069-069-1/1	OU5-CSA-12-5063LR-(100,160)	12/19/2002	13			1
212147-070-070-1/1	OU5-CSA-12-5063LR-(160,40)	12/19/2002	5.5			1
212147-071-071-1/1	OU5-CSA-12-5063LR-(160,60)	12/19/2002	5.3			1
212147-072-072-1/1	OU5-CSA-12-5063LR-(80,180)	12/19/2002	9.5			1
212147-073-073-1/1	OU5-CSA-12-5063LR-(120,200)	12/19/2002	22.1			1
212147-074-074-1/1	OU5-CSA-12-5063LR-(100,140)	12/19/2002	5.7			1
212147-075-075-1/1	OU5-CSA-12-5063LR-(100,220)	12/19/2002	3.4			1
212147-076-076-1/1	OU5-CSA-12-5063LR-(60,40)	12/19/2002	11.4			1
212147-077-077-1/1	OU5-CSA-12-5063LR-SB1	12/19/2002	2.1			1
212147-078-078-1/1	OU5-CSA-12-5063LR-DUP01	12/19/2002	6.2			1
212147-079-079-1/1	OU5-CSA-12-5063LR-DUP02	12/19/2002	10.7			1
212147-080-080-1/1	OU5-CSA-12-5063LR-DUP03	12/19/2002	8.7			1
212147-081-081-1/1	OU5-CSA-12-5063LR-DUP04	12/19/2002	10.9			1

APPENDIX D

SUPPORT DOCUMENTATION

ATTACHMENT 1: LABORATORY BLANKS

ATTACHMENT 2: MATRIX SPIKE SUMMARY FORMS

ATTACHMENT 3: LABORATORY DUPLICATE SUMMARY FORMS

ATTACHMENT 4: LABORATORY DATA SHEETS FOR EQUIPMENT BLANKS

APPENDIX D - ATTACHMENT 1

LABORATORY BLANK DATA FORMS ORDERED BY SDG

TOTAL METALS

-3-

BLANKS

Contract:

Lab Code: Case No.: SAS No.: SDG NO.: 104015

Preparation Blank Matrix (soil/water): SOIL

Preparation Blank Concentration Units (ug/L or mg/kg): MG/KG

Analyte	Initial Calib. Blank (ug/L)	C	Continuing Calibration Blank (ug/L) 1	C	2	C	3	C	Preparation Blank	C	M
Arsenic	5.3	U	5.3	U	5.3	U	5.3	U	0.530	U	P

TOTAL METALS

-3-

BLANKS

Contract:

Lab Code: Case No.: SAS No.: SDG NO.: 104015

Preparation Blank Matrix (soil/water): WATER

Preparation Blank Concentration Units (ug/L or mg/kg): UG/L

Analyte	Initial Calib. Blank (ug/L)	C	Continuing Calibration Blank (ug/L) 1	C	2	C	3	C	Preparation Blank	C	M
Arsenic			5.3	U	5.3	U	5.3	U			P

TOTAL METALS

-3-

BLANKS

Contract:

Lab Code: Case No.: SAS No.: SDG NO.: 104015

Preparation Blank Matrix (soil/water): WATER

Preparation Blank Concentration Units (ug/L or mg/kg): UG/L

Analyte	Initial Calib. Blank (ug/L)	C	Continuing Calibration Blank (ug/L) 1	C	2	C	3	C	Preparation Blank	C	M
Arsenic			5.3	U	5.3	U	5.3	U			P

TOTAL METALS

-3-

BLANKS

Contract:

Lab Code: Case No.: SAS No.: SDG NO.: 104015

Preparation Blank Matrix (soil/water): WATER

Preparation Blank Concentration Units (ug/L or mg/kg): UG/L

Analyte	Initial Calib. Blank (ug/L)	C	Continuing Calibration Blank (ug/L) 1	C	2	C	3	C	Preparation Blank	C	M
Arsenic			5.3	U	5.3	U	5.3	U			P

TOTAL METALS

-3-

BLANKS

Contract:

Lab Code: Case No.: SAS No.: SDG NO.: 104017

Preparation Blank Matrix (soil/water): SOIL

Preparation Blank Concentration Units (ug/L or mg/kg): MG/KG

Analyte	Initial Calib. Blank (ug/L)	C	Continuing Calibration Blank (ug/L) 1	C	2	C	3	C	Preparation Blank	C	M
Arsenic	5.3	U	5.3	U	5.3	U	5.3	U	-0.550	B	P

001025

TOTAL METALS

-3-

BLANKS

Contract:

Lab Code: Case No.: SAS No.: SDG NO.: 104017

Preparation Blank Matrix (soil/water): WATER

Preparation Blank Concentration Units (ug/L or mg/kg): UG/L

Analyte	Initial Calib. Blank (ug/L)	C	Continuing Calibration Blank (ug/L) 1	C	2	C	3	C	Preparation Blank	C	M
Arsenic			5.3	U	5.3	U	5.3	U			P

001026

TOTAL METALS

-3-

BLANKS

Contract:

Lab Code: Case No.: SAS No.: SDG NO.: 104017

Preparation Blank Matrix (soil/water): WATER

Preparation Blank Concentration Units (ug/L or mg/kg): UG/L

Analyte	Initial Calib. Blank (ug/L)	C	Continuing Calibration Blank (ug/L) 1	C	2	C	3	C	Preparation Blank	C	M
Arsenic			5.3	U	5.3	U	5.3	U			P

TOTAL METALS

-3-

BLANKS

Contract:

Lab Code: Case No.: SAS No.: SDG NO.: 104017

Preparation Blank Matrix (soil/water): WATER

Preparation Blank Concentration Units (ug/L or mg/kg): UG/L

Analyte	Initial Calib. Blank (ug/L)	C	Continuing Calibration Blank (ug/L) 1	C	2	C	3	C	Preparation Blank	C	M
Arsenic			5.3	U							P

001028

TOTAL METALS

-3-

BLANKS

Contract:

Lab Code: Case No.: SAS No.: SDG NO.: 104029

Preparation Blank Matrix (soil/water): SOIL

Preparation Blank Concentration Units (ug/L or mg/kg): MG/KG

Analyte	Initial Calib. Blank (ug/L)	C	Continuing Calibration Blank (ug/L) 1	C	2	C	3	C	Preparation Blank	C	M
Arsenic	5.3	U	5.3	U	5.3	U	5.3	U	0.530	U	P

001025

TOTAL METALS

-3-

BLANKS

Contract:

Lab Code: Case No.: SAS No.: SDG NO.: 104029

Preparation Blank Matrix (soil/water): WATER

Preparation Blank Concentration Units (ug/L or mg/kg): UG/L

Analyte	Initial Calib. Blank (ug/L)	C	Continuing Calibration Blank (ug/L) 1	C	2	C	3	C	Preparation Blank	C	M
Arsenic			5.3	U	5.3	U	5.3	U			P

TOTAL METALS

-3-

BLANKS

Contract:

Lab Code: Case No.: SAS No.: SDG NO.: 104029

Preparation Blank Matrix (soil/water): WATER

Preparation Blank Concentration Units (ug/L or mg/kg): UG/L

Analyte	Initial Calib. Blank (ug/L)	C	Continuing Calibration Blank (ug/L) 1	C	2	C	3	C	Preparation Blank	C	M
Arsenic			5.3	U	5.3	U	5.3	U			P

TOTAL METALS

-3-

BLANKS

Contract:

Lab Code: Case No.: SAS No.: SDG NO.: 104029

Preparation Blank Matrix (soil/water): WATER

Preparation Blank Concentration Units (ug/L or mg/kg): UG/L

Analyte	Initial Calib. Blank (ug/L)	C	Continuing Calibration Blank (ug/L) 1	C	2	C	3	C	Preparation Blank	C	M
Arsenic			5.3	U	5.3	U	5.3	U			P

GPL Laboratories

GPL
FORM 1
ANALYSIS DATA SHEET

SAMPLE NO
BLK55502

Lab Name :	GPL Laboratories	Client. :	Parsons Engineering Science
Lab Code :	GPL	SAS NO. :	
Case No. :		SDG NO :	207015
Matrix : (Soil / Water)	SOIL	Lab Sample ID :	BLK55502
Sample Volume :	10	Lab File ID :	N37433.D
% Moisture:		Date Received	
Extraction:	EXT_LL03	Date Extracted:	07/05/2002
Extract Volume:	20 mL	Date Analyzed	07/13/2002
Injection Volume :	2 µL	Dilution Factor :	1
GPC Clean up (Y/N):	N pH:		

Concentration Units (ug/L or ug/kg dry weight) : ug/kg

CAS NO	COMPOUND		Q
505-29-3	1,4-Dithiane	100	U
15980-15-1	1,4-Oxathiane	200	U

FORM I LL03

GEOMET Technologies, Inc.
Laboratory Division
An ISO 9002 and (CP)^2 Facility

QC Summary

Sampler's ID	GPL Sample ID		Date Samp	Date Rec'd	Date Prep.	Time Prep	Date Analyzed	Time Analyzed	Analyte/Method	Amt Detd in Sample	Mass Spiked	Unit of Spike	Mass Detd in Spike	Unit	Rec.	Units	Flag	Min. Quant Limit	Min Det Limit	Max Cal Limit	Dil Factor
CSA-6-4221(43)-SB(3.5-4.5)	207015-001-002-1/1	MS	7/2/2002	7/3/2002	7/9/2002	11:50	7/9/2002	12:39	Sulfur Mustard/SOP 44	ND	1000	ug/kg	940	ug/kg	94	%		40	40	200	1
CSA-6-4221(43)-SB(3.5-4.5)	207015-001-002-1/1	MSD	7/2/2002	7/3/2002	7/9/2002	11:56	7/9/2002	12:54	Sulfur Mustard/SOP 44	ND	1000	ug/kg	900	ug/kg	90	%		40	40	200	1
SP-07-09-02-01	SP-07-09-02-01	LCS			7/9/2002	11:11	7/9/2002	13:09	Sulfur Mustard/SOP 44		1000	ug/kg	980	ug/kg	98	%		40	40	200	1
BL-07-09-02-01	BL-07-09-02-01	BLANK			7/9/2002	11:05	7/9/2002	13:24	Sulfur Mustard/SOP 44				ND	ug/kg			U	40	40	200	1
CSA-6-4221(43)-SB(3.5-4.5)	207015-001-002-1/1	MS	7/2/2002	7/3/2002	7/9/2002	11:50	7/9/2002	12:39	CVAA/CVAO/SOP 38	ND	1000	ug/kg	910	ug/kg	91	%		40	40	200	1
CSA-6-4221(43)-SB(3.5-4.5)	207015-001-002-1/1	MSD	7/2/2002	7/3/2002	7/9/2002	11:56	7/9/2002	12:54	CVAA/CVAO/SOP 38	ND	1000	ug/kg	860	ug/kg	86	%		40	40	200	1
SP-07-09-02-01	SP-07-09-02-01	LCS			7/9/2002	11:11	7/9/2002	13:09	CVAA/CVAO/SOP 38		1000	ug/kg	920	ug/kg	92	%		40	40	200	1
BL-07-09-02-01	BL-07-09-02-01	BLANK			7/9/2002	11:05	7/9/2002	13:24	CVAA/CVAO/SOP 38				ND	ug/kg			U	40	40	200	1

	Lower Limit	Upper Limit
Acceptance Limits for MS and MSD Samples are	75%	125%
Acceptance Limits for LCS Samples are	75%	125%
Acceptance Limits for CCV	80%	120%

GPL Laboratories

GPL
FORM 1
ANALYSIS DATA SHEET

SAMPLE NO
BLK55503

Lab Name :	GPL Laboratories	Client. :	Parsons Engineering Scienc
Lab Code	GPL	SAS NO. :	
Case No.		SDG NO :	207015
Matrix : (Soil / Water)	SOIL	Lab Sample ID :	BLK55503
Sample Volume :	10	Lab File ID :	LB14778.D
% Moisture:		Date Received	
Extraction:	EXT_LW18	Date Extracte	07/05/2002
Extract Volume	25 mL	Date Analyzed	07/11/2002
Injection Volume :	µ L	Dilution Factor	1
GPC Clean up (Y/N):	N pH:		

Concentration Units (ug/L or ug/kg dry weight) : ug/kg

CAS NO	COMPOUND		Q
111-48-8	Thiodiglycol	500	U

FORM I LW18

TOTAL METALS

-3-

BLANKS

Contract:

Lab Code: Case No.: SAS No.: SDG NO.: 208047

Preparation Blank Matrix (soil/water): SOIL

Preparation Blank Concentration Units (ug/L or mg/kg): MG/KG

Analyte	Initial Calib. Blank (ug/L)	C	Continuing Calibration Blank (ug/L) 1	C	2	C	3	C	Preparation Blank	C		M
Arsenic	3.8	U	3.8	U	3.8	U	3.8	U	0.380	U		P

TOTAL METALS

-3-

BLANKS

Contract:

Lab Code: Case No.: SAS No.: SDG NO.: 208047

Preparation Blank Matrix (soil/water): WATER

Preparation Blank Concentration Units (ug/L or mg/kg): UG/L

Analyte	Initial Calib. Blank (ug/L)	C	Continuing Calibration Blank (ug/L) 1	C	2	C	3	C	Preparation Blank	C	M
Arsenic			3.8	U	3.8	U	3.8	U			P

TOTAL METALS

-3-

BLANKS

Contract:

Lab Code: Case No.: SAS No.: SDG NO.: 208047

Preparation Blank Matrix (soil/water): WATER

Preparation Blank Concentration Units (ug/L or mg/kg): UG/L

Analyte	Initial Calib. Blank (ug/L)	C	Continuing Calibration Blank (ug/L) 1	C	2	C	3	C	Preparation Blank	C		M
Arsenic			3.8	U	3.8	U	3.8	U				P

TOTAL METALS

-3-

BLANKS

Contract:

Lab Code: Case No.: SAS No.: SDG NO.: 208047

Preparation Blank Matrix (soil/water): WATER

Preparation Blank Concentration Units (ug/L or mg/kg): UG/L

Analyte	Initial Calib. Blank (ug/L)	C	Continuing Calibration Blank (ug/L) 1	C	2	C	3	C	Preparation Blank	C	M
Arsenic	3.8	U	3.8	U	3.8	U	3.8	U			P

TOTAL METALS

-3-

BLANKS

Contract:

Lab Code: Case No.: SAS No.: SDG NO.: 208184

Preparation Blank Matrix (soil/water): SOIL

Preparation Blank Concentration Units (ug/L or mg/kg): MG/KG

Analyte	Initial Calib. Blank (ug/L)	C	Continuing Calibration Blank (ug/L) 1	C	2	C	3	C	Preparation Blank	C		M
Arsenic	3.8	U	3.8	U	3.8	U	3.8	U	0.380	U		P

TOTAL METALS

-3-

BLANKS

Contract:

Lab Code: Case No.: SAS No.: SDG NO.: 208184

Preparation Blank Matrix (soil/water): SOIL

Preparation Blank Concentration Units (ug/L or mg/kg): MG/KG

Analyte	Initial Calib. Blank (ug/L)	C	Continuing Calibration Blank (ug/L) 1	C	2	C	3	C	Preparation Blank	C		M
Arsenic			3.8	U	3.8	U	3.8	U	0.380	U		P

TOTAL METALS

-3-

BLANKS

Contract:

Lab Code: Case No.: SAS No.: SDG NO.: 208184

Preparation Blank Matrix (soil/water): WATER

Preparation Blank Concentration Units (ug/L or mg/kg): UG/L

Analyte	Initial Calib. Blank (ug/L)	C	Continuing Calibration Blank (ug/L) 1	C	2	C	3	C	Preparation Blank	C	M
Arsenic			3.8	U	3.8	U	3.8	U			P

TOTAL METALS

-3-

BLANKS

Contract:

Lab Code: Case No.: SAS No.: SDG NO.: 208193

Preparation Blank Matrix (soil/water): WATER

Preparation Blank Concentration Units (ug/L or mg/kg): UG/L

Analyte	Initial Calib. Blank (ug/L)	C	Continuing Calibration Blank (ug/L) 1	C	2	C	3	C	Preparation Blank	C	M
Arsenic	3.4	U	3.4	U	3.4	U	3.4	U	3.400	U	P

TOTAL METALS

-3-

BLANKS

Contract:

Lab Code: Case No.: SAS No.: SDG NO.: 208193

Preparation Blank Matrix (soil/water): WATER

Preparation Blank Concentration Units (ug/L or mg/kg): UG/L

Analyte	Initial Calib. Blank (ug/L)	C	Continuing Calibration Blank (ug/L) 1	C	2	C	3	C	Preparation Blank	C	M
Arsenic			3.4	U	3.4	U	3.4	U			P

TOTAL METALS

-3-

BLANKS

Contract:

Lab Code: Case No.: SAS No.: SDG NO.: 208198

Preparation Blank Matrix (soil/water): SOIL

Preparation Blank Concentration Units (ug/L or mg/kg): MG/KG

Analyte	Initial Calib. Blank (ug/L)	C	Continuing Calibration Blank (ug/L) 1	C	2	C	3	C	Preparation Blank	C	M
Arsenic	3.8	U	3.8	U	3.8	U	3.8	U	0.380	U	P

TOTAL METALS

-3-

BLANKS

Contract:

Lab Code: Case No.: SAS No.: SDG NO.: 208198

Preparation Blank Matrix (soil/water): SOIL

Preparation Blank Concentration Units (ug/L or mg/kg): MG/KG

Analyte	Initial Calib. Blank (ug/L)	C	Continuing Calibration Blank (ug/L) 1	C	2	C	3	C	Preparation Blank	C		M
Arsenic			3.8	U	3.8	U	3.8	U	0.380	U		P

TOTAL METALS

-3-

BLANKS

Contract:

Lab Code: Case No.: SAS No.: SDG NO.: 208198

Preparation Blank Matrix (soil/water): WATER

Preparation Blank Concentration Units (ug/L or mg/kg): UG/L

Analyte	Initial Calib. Blank (ug/L)	C	Continuing Calibration Blank (ug/L) 1	C	2	C	3	C	Preparation Blank	C	M
Arsenic			3.8	U	3.8	U	3.8	U			P

TOTAL METALS

-3-

BLANKS

Contract:

Lab Code: Case No.: SAS No.: SDG NO.: 208198

Preparation Blank Matrix (soil/water): WATER

Preparation Blank Concentration Units (ug/L or mg/kg): UG/L

Analyte	Initial Calib. Blank (ug/L)	C	Continuing Calibration Blank (ug/L) 1	C	2	C	3	C	Preparation Blank	C	M
Arsenic			3.8	U	3.8	U	3.8	U			P

TOTAL METALS

-3-

BLANKS

Contract:

Lab Code: Case No.: SAS No.: SDG NO.: 208198

Preparation Blank Matrix (soil/water): WATER

Preparation Blank Concentration Units (ug/L or mg/kg): UG/L

Analyte	Initial Calib. Blank (ug/L)	C	Continuing Calibration Blank (ug/L) 1	C	2	C	3	C	Preparation Blank	C	M
Arsenic			3.8	U							P

GPL Laboratories

GPL
FORM I
ANALYSIS DATA SHEET

SAMPLE NO
BLK56565

Lab Name :	GPL Laboratories	Client. :	Parsons Engineering Science
Lab Code :	GPL	SAS NO. :	
Case No. :		SDG NO :	208204
Matrix : (Soil / Water)	SOIL	Lab Sample ID :	BLK56565
Sample Volume :	10	Lab File ID :	N38956.D
% Moisture:		Date Received	
Extraction:	EXT_LL03	Date Extracted:	09/03/2002
Extract Volume:	20 mL	Date Analyzed	09/13/2002
Injection Volume :	2 µL	Dilution Factor :	1
GPC Clean up (Y/N):	N pH:		

Concentration Units (ug/L or ug/kg dry weight) : ug/kg

CAS NO	COMPOUND		Q
505-29-3	1,4-Dithiane	100	U
15980-15-1	1,4-Oxathiane	200	U

GPL Laboratories

GPL
FORM 1
ANALYSIS DATA SHEET

SAMPLE NO
BLK56566

Lab Name :	GPL Laboratories	Client. :	Parsons Engineering Scienc
Lab Code	GPL	SAS NO. :	
Case No.		SDG NO :	208204
Matrix : (Soil / Water)	SOIL	Lab Sample ID :	BLK56566
Sample Volume :	10	Lab File ID :	LB15341.D
% Moisture:		Date Received	
Extraction:	EXT_LW18	Date Extracte	09/03/2002
Extract Volume	25 mL	Date Analyzed	09/05/2002
Injection Volume :	µL	Dilution Factor	1
GPC Clean up (Y/N):	N pH:		

Concentration Units (ug/L or ug/kg dry weight) : ug/kg

CAS NO	COMPOUND		Q
111-48-8	Thiodiglycol	500	U

TOTAL METALS

-3-

BLANKS

Contract:

Lab Code: Case No.: SAS No.: SDG NO.: 208206

Preparation Blank Matrix (soil/water): SOIL

Preparation Blank Concentration Units (ug/L or mg/kg): MG/KG

Analyte	Initial Calib. Blank (ug/L)	C	Continuing Calibration Blank (ug/L) 1	C	2	C	3	C	Preparation Blank	C		M
Arsenic	3.8	U	3.8	U	3.8	U	3.8	U	0.380	U		P

TOTAL METALS

-3-

BLANKS

Contract:

Lab Code: Case No.: SAS No.: SDG NO.: 208206

Preparation Blank Matrix (soil/water): SOIL

Preparation Blank Concentration Units (ug/L or mg/kg): MG/KG

Analyte	Initial Calib. Blank (ug/L)	C	Continuing Calibration Blank (ug/L) 1	C	2	C	3	C	Preparation Blank	C	M
Arsenic			3.8	U	3.8	U	3.8	U	0.380	U	P

TOTAL METALS

-3-

BLANKS

Contract:

Lab Code: Case No.: SAS No.: SDG NO.: 208206

Preparation Blank Matrix (soil/water): ~~WATER~~ SOIL SL 09.05.02

Preparation Blank Concentration Units (ug/L or mg/kg): ~~ug/L~~ MG/KG

Analyte	Initial Calib. Blank (ug/L)	C	Continuing Calibration Blank (ug/L) 1	C	2	C	3	C	Preparation Blank	C	M
Arsenic			3.8	U	3.8	U	3.8	U	0.380	U	P

TOTAL METALS

-3-

BLANKS

Contract:

Lab Code: Case No.: SAS No.: SDG NO.: 208206

Preparation Blank Matrix (soil/water): WATER

Preparation Blank Concentration Units (ug/L or mg/kg): UG/L

Analyte	Initial Calib. Blank (ug/L)	C	Continuing Calibration Blank (ug/L) 1	C	2	C	3	C	Preparation Blank	C	M
Arsenic			3.8	U	3.8	U					P

SW-846

GPL Laboratories

GPL
FORM 1
ANALYSIS DATA SHEET

SAMPLE NO
BLK56565

Lab Name :	GPL Laboratories	Client. :	Parsons Engineering Science
Lab Code :	GPL	SAS NO. :	
Case No. :		SDG NO :	208207
Matrix : (Soil / Water)	SOIL	Lab Sample ID :	BLK56565
Sample Volume :	10	Lab File ID :	N38956.D
% Moisture:		Date Received	
Extraction:	EXT_LL03	Date Extracted:	09/03/2002
Extract Volume:	20 mL	Date Analyzed	09/13/2002
Injection Volume :	2 µL	Dilution Factor :	1
GPC Clean up (Y/N):	N pH:		

Concentration Units (ug/L or ug/kg dry weight) : ug/kg

CAS NO	COMPOUND		Q
505-29-3	1,4-Dithiane	100	U
15980-15-1	1,4-Oxathiane	200	U

GPL Laboratories

GPL
FORM I
ANALYSIS DATA SHEET

SAMPLE NO
BLK56566

Lab Name :	GPL Laboratories	Client. :	Parsons Engineering Scienc
Lab Code	GPL	SAS NO. :	
Case No.		SDG NO :	208207
Matrix : (Soil / Water)	SOIL	Lab Sample ID :	BLK56566
Sample Volume :	10	Lab File ID :	LB15341.D
% Moisture:		Date Received	
Extraction:	EXT_LW18	Date Extracte	09/03/2002
Extract Volume	25 mL	Date Analyzed	09/05/2002
Injection Volume :	µL	Dilution Factor	1
GPC Clean up (Y/N):	N pH:		

Concentration Units (ug/L or ug/kg dry weight) : ug/kg

CAS NO	COMPOUND		Q
111-48-8	Thiodiglycol	500	U

TOTAL METALS

-3-

BLANKS

Contract:

Lab Code: Case No.: SAS No.: SDG NO.: 209023

Preparation Blank Matrix (soil/water): SOIL

Preparation Blank Concentration Units (ug/L or mg/kg): MG/KG

Analyte	Initial Calib. Blank (ug/L)	C	Continuing Calibration Blank (ug/L) 1	C	2	C	3	C	Preparation Blank	C	M
Arsenic	5.1	U	5.1	U	5.1	U	5.1	U	0.510	U	P

TOTAL METALS

-3-

BLANKS

Contract:

Lab Code: Case No.: SAS No.: SDG NO.: 209023

Preparation Blank Matrix (soil/water): WATER

Preparation Blank Concentration Units (ug/L or mg/kg): UG/L

Analyte	Initial Calib. Blank (ug/L)	C	Continuing Calibration Blank (ug/L) 1	C	2	C	3	C		Preparation Blank	C		M
Arsenic			5.1	U	5.1	U	5.1	U					P

TOTAL METALS

-3-

BLANKS

Contract:

Lab Code: Case No.: SAS No.: SDG NO.: 209023

Preparation Blank Matrix (soil/water): WATER

Preparation Blank Concentration Units (ug/L or mg/kg): UG/L

Analyte	Initial Calib. Blank (ug/L)	C	Continuing Calibration Blank (ug/L) 1	C	2	C	3	C	Preparation Blank	C	M
Arsenic			5.1	U	5.1	U					P

TOTAL METALS

-3-

BLANKS

Contract:

Lab Code: Case No.: SAS No.: SDG NO.: 209023

Preparation Blank Matrix (soil/water): SOIL

Preparation Blank Concentration Units (ug/L or mg/kg): MG/KG

Analyte	Initial Calib. Blank (ug/L)	C	Continuing Calibration Blank (ug/L) 1	C	2	C	3	C	Preparation Blank	C	M
Arsenic	5.1	U	5.1	U	5.1	U	5.1	U	0.510	U	P

TOTAL METALS

-3-

BLANKS

Contract:

Lab Code: Case No.: SAS No.: SDG NO.: 209023

Preparation Blank Matrix (soil/water): WATER

Preparation Blank Concentration Units (ug/L or mg/kg): UG/L

Analyte	Initial Calib. Blank (ug/L)	C	Continuing Calibration Blank (ug/L) 1	C	2	C	3	C	Preparation Blank	C	M
Arsenic			5.1	U	5.1	U					P

TOTAL METALS

-3-

BLANKS

Contract:

Lab Code: Case No.: SAS No.: SDG NO.: 209024

Preparation Blank Matrix (soil/water): SOIL

Preparation Blank Concentration Units (ug/L or mg/kg): MG/KG

Analyte	Initial Calib. Blank (ug/L)	C	Continuing Calibration Blank (ug/L) 1	C	2	C	3	C	Preparation Blank	C	M
Arsenic	3.8	U	3.8	U	3.8	U	3.8	U	0.380	U	P

TOTAL METALS

-3-

BLANKS

Contract:

Lab Code: Case No.: SAS No.: SDG NO.: 209024

Preparation Blank Matrix (soil/water): WATER

Preparation Blank Concentration Units (ug/L or mg/kg): UG/L

Analyte	Initial Calib. Blank (ug/L)	C	Continuing Calibration Blank (ug/L) 1	C	2	C	3	C	Preparation Blank	C	M
Arsenic			3.8	U	3.8	U	3.8	U			P

TOTAL METALS

-3-

BLANKS

Contract:

Lab Code: Case No.: SAS No.: SDG NO.: 209024

Preparation Blank Matrix (soil/water): WATER

Preparation Blank Concentration Units (ug/L or mg/kg): UG/L

Analyte	Initial Calib. Blank (ug/L)	C	Continuing Calibration Blank (ug/L) 1	C	2	C	3	C	Preparation Blank	C	M
Arsenic			3.8	U	3.8	U	3.8	U			P

TOTAL METALS

-3-

BLANKS

Contract:

Lab Code: Case No.: SAS No.: SDG NO.: 209024

Preparation Blank Matrix (soil/water): WATER

Preparation Blank Concentration Units (ug/L or mg/kg): UG/L

Analyte	Initial Calib. Blank (ug/L)	C	Continuing Calibration Blank (ug/L) 1	C	2	C	3	C	Preparation Blank	C		M
Arsenic			3.8	U	3.8	U	3.8	U				P

TOTAL METALS

-3-

BLANKS

Contract:

Lab Code: Case No.: SAS No.: SDG NO.: 209024

Preparation Blank Matrix (soil/water): WATER

Preparation Blank Concentration Units (ug/L or mg/kg): UG/L

Analyte	Initial Calib. Blank (ug/L)	C	Continuing Calibration Blank (ug/L) 1	C	2	C	3	C	Preparation Blank	C		M
Arsenic			3.8	U	3.8	U						P

TOTAL METALS

-3-

BLANKS

Contract:

Lab Code: Case No.: SAS No.: SDG NO.: 209024

Preparation Blank Matrix (soil/water): SOIL

Preparation Blank Concentration Units (ug/L or mg/kg): MG/KG

Analyte	Initial Calib. Blank (ug/L)	C	Continuing Calibration Blank (ug/L) 1	C	2	C	3	C	Preparation Blank	C		M
Arsenic	3.8	U	3.8	U	3.8	U	3.8	U	0.380	U		P

TOTAL METALS

-3-

BLANKS

Contract:

Lab Code: Case No.: SAS No.: SDG NO.: 209024

Preparation Blank Matrix (soil/water): WATER

Preparation Blank Concentration Units (ug/L or mg/kg): UG/L

Analyte	Initial Calib. Blank (ug/L)	C	Continuing Calibration Blank (ug/L) 1	C	2	C	3	C		Preparation Blank	C		M
Arsenic			3.8	U	3.8	U	3.8	U					P

TOTAL METALS

-3-

BLANKS

Contract:

Lab Code: Case No.: SAS No.: SDG NO.: 209024

Preparation Blank Matrix (soil/water): WATER

Preparation Blank Concentration Units (ug/L or mg/kg): UG/L

Analyte	Initial Calib. Blank (ug/L)	C	Continuing Calibration Blank (ug/L) 1	C	2	C	3	C	Preparation Blank	C	M
Arsenic			3.8	U	3.8	U	3.8	U			P

TOTAL METALS

-3-

BLANKS

Contract:

Lab Code: Case No.: SAS No.: SDG NO.: 209025

Preparation Blank Matrix (soil/water): WATER

Preparation Blank Concentration Units (ug/L or mg/kg): UG/L

Analyte	Initial Calib. Blank (ug/L)	C	Continuing Calibration Blank (ug/L) 1	C	2	C	3	C	Preparation Blank	C		M
Arsenic	3.4	U	3.4	U	3.4	U	3.4	U	3.400	U		P

TOTAL METALS

-3-

BLANKS

Contract:

Lab Code: Case No.: SAS No.: SDG NO.: 209025

Preparation Blank Matrix (soil/water): WATER

Preparation Blank Concentration Units (ug/L or mg/kg): UG/L

Analyte	Initial Calib. Blank (ug/L)	C	Continuing Calibration Blank (ug/L) 1	C	2	C	3	C		Preparation Blank	C		M
Arsenic			3.4	U	3.4	U	3.4	U					P

TOTAL METALS

-3-

BLANKS

Contract:

Lab Code: Case No.: SAS No.: SDG NO.: 209025

Preparation Blank Matrix (soil/water): WATER

Preparation Blank Concentration Units (ug/L or mg/kg): UG/L

Analyte	Initial Calib. Blank (ug/L)	C	Continuing Calibration Blank (ug/L) 1	C	2	C	3	C	Preparation Blank	C	M
Arsenic			3.4	U	3.4	U					P

TOTAL METALS

-3-

BLANKS

Contract:

Lab Code: Case No.: SAS No.: SDG NO.: 209026

Preparation Blank Matrix (soil/water): WATER

Preparation Blank Concentration Units (ug/L or mg/kg): UG/L

Analyte	Initial Calib. Blank (ug/L)	C	Continuing Calibration Blank (ug/L) 1	C	2	C	3	C	Preparation Blank	C	M
Arsenic	3.4	U	3.4	U	3.4	U	3.4	U	3.400	U	P

TOTAL METALS

-3-

BLANKS

Contract:

Lab Code: Case No.: SAS No.: SDG NO.: 209026

Preparation Blank Matrix (soil/water): WATER

Preparation Blank Concentration Units (ug/L or mg/kg): UG/L

Analyte	Initial Calib. Blank (ug/L)	C	Continuing Calibration Blank (ug/L) 1	C	2	C	3	C	Preparation Blank	C	M
Arsenic			3.4	U	3.4	U	3.4	U			P

TOTAL METALS

-3-

BLANKS

Contract:

Lab Code: Case No.: SAS No.: SDG NO.: 209026

Preparation Blank Matrix (soil/water): WATER

Preparation Blank Concentration Units (ug/L or mg/kg): UG/L

Analyte	Initial Calib. Blank (ug/L)	C	Continuing Calibration Blank (ug/L) 1	C	2	C	3	C	Preparation Blank	C	M
Arsenic			3.4	U	3.4	U					P

TOTAL METALS

-3-

BLANKS

Contract:

Lab Code: Case No.: SAS No.: SDG NO.: 210203

Preparation Blank Matrix (soil/water): SOIL

Preparation Blank Concentration Units (ug/L or mg/kg): MG/KG

Analyte	Initial Calib. Blank (ug/L)	C	Continuing Calibration Blank (ug/L) 1	C	2	C	3	C	Preparation Blank	C	M
Arsenic	5.1	U	5.1	U	5.1	U	5.1	U	0.510	U	P

TOTAL METALS

-3-

BLANKS

Contract:

Lab Code: Case No.: SAS No.: SDG NO.: 210203

Preparation Blank Matrix (soil/water): WATER

Preparation Blank Concentration Units (ug/L or mg/kg): UG/L

Analyte	Initial Calib. Blank (ug/L)	C	Continuing Calibration Blank (ug/L) 1	C	2	C	3	C	Preparation Blank	C		M
Arsenic			5.1	U								P

TOTAL METALS

-3-

BLANKS

Contract:

Lab Code: Case No.: SAS No.: SDG NO.: 211042

Preparation Blank Matrix (soil/water): WATER

Preparation Blank Concentration Units (ug/L or mg/kg): UG/L

Analyte	Initial Calib. Blank (ug/L)	C	Continuing Calibration Blank (ug/L) 1	C	2	C	3	C	Preparation Blank	C	M
Arsenic	3.4	U	3.4	U	3.4	U	3.4	U	3.400	U	P

TOTAL METALS

-3-

BLANKS

Contract:

Lab Code: Case No.: SAS No.: SDG NO.: 211042

Preparation Blank Matrix (soil/water): WATER

Preparation Blank Concentration Units (ug/L or mg/kg): UG/L

Analyte	Initial Calib. Blank (ug/L)	C	Continuing Calibration Blank (ug/L) 1	C	2	C	3	C	Preparation Blank	C	M
Arsenic			3.4	U	-3.9	B	3.4	U			P

TOTAL METALS

-3-

BLANKS

Contract:

Lab Code: Case No.: SAS No.: SDG NO.: 211042

Preparation Blank Matrix (soil/water): WATER

Preparation Blank Concentration Units (ug/L or mg/kg): UG/L

Analyte	Initial Calib. Blank (ug/L)	C	Continuing Calibration Blank (ug/L) 1	C	2	C	3	C	Preparation Blank	C		M
Arsenic			3.4	U	3.4	U						P

TOTAL METALS

-3-

BLANKS

Contract:

Lab Code: Case No.: SAS No.: SDG NO.: 211043

Preparation Blank Matrix (soil/water): SOIL

Preparation Blank Concentration Units (ug/L or mg/kg): MG/KG

Analyte	Initial Calib. Blank (ug/L)	C	Continuing Calibration Blank (ug/L) 1	C	2	C	3	C	Preparation Blank	C	M
Arsenic	3.8	U	3.8	U	3.8	U	3.8	U	0.380	U	P

TOTAL METALS

-3-

BLANKS

Contract:

Lab Code: Case No.: SAS No.: SDG NO.: 211043

Preparation Blank Matrix (soil/water): SOIL

Preparation Blank Concentration Units (ug/L or mg/kg): MG/KG

Analyte	Initial Calib. Blank (ug/L)	C	Continuing Calibration Blank (ug/L) 1	C	2	C	3	C	Preparation Blank	C	M
Arsenic			3.8	U	-3.9	B	3.8	U	-0.389	B	P

TOTAL METALS

-3-

BLANKS

Contract:

Lab Code: Case No.: SAS No.: SDG NO.: 211043

Preparation Blank Matrix (soil/water): WATER

Preparation Blank Concentration Units (ug/L or mg/kg): UG/L

Analyte	Initial Calib. Blank (ug/L)	C	Continuing Calibration Blank (ug/L) 1	C	2	C	3	C	Preparation Blank	C	M
Arsenic			3.8	U							P

TOTAL METALS

-3-

BLANKS

Contract:

Lab Code: Case No.: SAS No.: SDG NO.: 212136

Preparation Blank Matrix (soil/water): WATER

Preparation Blank Concentration Units (ug/L or mg/kg): UG/L

Analyte	Initial Calib. Blank (ug/L)	C	Continuing Calibration Blank (ug/L) 1	C	2	C	3	C	Preparation Blank	C	M
Arsenic	3.8	U	3.8	U	3.8	U	3.8	U	3.800	U	P

TOTAL METALS

-3-

BLANKS

Contract:

Lab Code: Case No.: SAS No.: SDG NO.: 212136

Preparation Blank Matrix (soil/water): WATER

Preparation Blank Concentration Units (ug/L or mg/kg): UG/L

Analyte	Initial Calib. Blank (ug/L)	C	Continuing Calibration Blank (ug/L) 1	C	2	C	3	C	Preparation Blank	C	M
Arsenic			3.8	U							P

TOTAL METALS

-3-

BLANKS

Contract:

Lab Code: Case No.: SAS No.: SDG NO.: 212137

Preparation Blank Matrix (soil/water): SOIL

Preparation Blank Concentration Units (ug/L or mg/kg): MG/KG

Analyte	Initial Calib. Blank (ug/L)	C	Continuing Calibration Blank (ug/L) 1	C	2	C	3	C	Preparation Blank	C	M
Arsenic	5.1	U	5.1	U	5.1	U	5.1	U	0.510	U	P

TOTAL METALS

-3-

BLANKS

Contract:

Lab Code: Case No.: SAS No.: SDG NO.: 212137

Preparation Blank Matrix (soil/water): SOIL

Preparation Blank Concentration Units (ug/L or mg/kg): MG/KG

Analyte	Initial Calib. Blank (ug/L)	C	Continuing Calibration Blank (ug/L) 1	C	2	C	3	C	Preparation Blank	C	M
Arsenic			5.1	U	5.1	U	5.1	U	0.510	U	P

TOTAL METALS

-3-

BLANKS

Contract:

Lab Code: Case No.: SAS No.: SDG NO.: 212137

Preparation Blank Matrix (soil/water): WATER

Preparation Blank Concentration Units (ug/L or mg/kg): UG/L

Analyte	Initial Calib. Blank (ug/L)	C	Continuing Calibration Blank (ug/L) 1	C	2	C	3	C	Preparation Blank	C	M
Arsenic			5.1	U	5.1	U	5.1	U			P

TOTAL METALS

-3-

BLANKS

Contract:

Lab Code: Case No.: SAS No.: SDG NO.: 212137

Preparation Blank Matrix (soil/water): WATER

Preparation Blank Concentration Units (ug/L or mg/kg): UG/L

Analyte	Initial Calib. Blank (ug/L)	C	Continuing Calibration Blank (ug/L) 1	C	2	C	3	C	Preparation Blank	C	M
Arsenic			5.1	U	5.1	U	5.1	U			P

TOTAL METALS

-3-

BLANKS

Contract:

Lab Code: Case No.: SAS No.: SDG NO.: 212137

Preparation Blank Matrix (soil/water): WATER

Preparation Blank Concentration Units (ug/L or mg/kg): UG/L

Analyte	Initial Calib. Blank (ug/L)	C	Continuing Calibration Blank (ug/L) 1	C	2	C	3	C	Preparation Blank	C	M
Arsenic			5.1	U	5.1	U					P

TOTAL METALS

-3-

BLANKS

Contract:

Lab Code: Case No.: SAS No.: SDG NO.: 212147

Preparation Blank Matrix (soil/water): SOIL

Preparation Blank Concentration Units (ug/L or mg/kg): MG/KG

Analyte	Initial Calib. Blank (ug/L)	C	Continuing Calibration Blank (ug/L) 1	C	2	C	3	C	Preparation Blank	C	M
Arsenic	3.8	U	3.8	U	3.8	U	16.1	B	0.380	U	P

TOTAL METALS

-3-

BLANKS

Contract:

Lab Code: Case No.: SAS No.: SDG NO.: 212147

Preparation Blank Matrix (soil/water): SOIL

Preparation Blank Concentration Units (ug/L or mg/kg): MG/KG

Analyte	Initial Calib. Blank (ug/L)	C	Continuing Calibration Blank (ug/L) 1	C	2	C	3	C	Preparation Blank	C	M
Arsenic			3.8	U	3.8	U	3.8	U	0.380	U	P

TOTAL METALS

-3-

BLANKS

Contract:

Lab Code: Case No.: SAS No.: SDG NO.: 212147

Preparation Blank Matrix (soil/water): ~~WATER~~ SOIL SL 1.3.03

Preparation Blank Concentration Units (ug/L or mg/kg): ~~UG/L~~ MG/KG

Analyte	Initial Calib. Blank (ug/L)	C	Continuing Calibration Blank (ug/L) 1	C	2	C	3	C	Preparation Blank	C	M
Arsenic			3.8	U					0.380	U	P

TOTAL METALS

-3-

BLANKS

Contract:

Lab Code: Case No.: SAS No.: SDG NO.: 212147

Preparation Blank Matrix (soil/water): SOIL

Preparation Blank Concentration Units (ug/L or mg/kg): MG/KG

Analyte	Initial Calib. Blank (ug/L)	C	Continuing Calibration Blank (ug/L) 1	C	2	C	3	C	Preparation Blank	C	M
Arsenic	5.1	U	5.1	U	5.1	U	5.1	U	0.510	U	P

TOTAL METALS

-3-

BLANKS

Contract:

Lab Code: Case No.: SAS No.: SDG NO.: 212147

Preparation Blank Matrix (soil/water): WATER

Preparation Blank Concentration Units (ug/L or mg/kg): UG/L

Analyte	Initial Calib. Blank (ug/L)	C	Continuing Calibration Blank (ug/L) 1	C	2	C	3	C	Preparation Blank	C	M
Arsenic			5.1	U	5.1	U	5.1	U			P

TOTAL METALS

-3-

BLANKS

Contract:

Lab Code: Case No.: SAS No.: SDG NO.: 212147

Preparation Blank Matrix (soil/water): WATER

Preparation Blank Concentration Units (ug/L or mg/kg): UG/L

Analyte	Initial Calib. Blank (ug/L)	C	Continuing Calibration Blank (ug/L) 1	C	2	C	3	C	Preparation Blank	C	M
Arsenic			5.1	U	5.1	U	5.1	U			P

TOTAL METALS

-3-

BLANKS

Contract:

Lab Code: Case No.: SAS No.: SDG NO.: 212147

Preparation Blank Matrix (soil/water): WATER

Preparation Blank Concentration Units (ug/L or mg/kg): UG/L

Analyte	Initial Calib. Blank (ug/L)	C	Continuing Calibration Blank (ug/L) 1	C	2	C	3	C	Preparation Blank	C	M
Arsenic			5.1	U	5.1	U					P

TOTAL METALS

-3-

BLANKS

Contract:

Lab Code: Case No.: SAS No.: SDG NO.: 212147

Preparation Blank Matrix (soil/water): SOIL

Preparation Blank Concentration Units (ug/L or mg/kg): MG/KG

Analyte	Initial Calib. Blank (ug/L)	C	Continuing Calibration Blank (ug/L) 1	C	2	C	3	C	Preparation Blank	C	M
Arsenic	5.1	U	5.1	U	5.1	U	5.1	U	0.510	U	P

TOTAL METALS

-3-

BLANKS

Contract:

Lab Code: Case No.: SAS No.: SDG NO.: 212147

Preparation Blank Matrix (soil/water): WATER

Preparation Blank Concentration Units (ug/L or mg/kg): UG/L

Analyte	Initial Calib. Blank (ug/L)	C	Continuing Calibration Blank (ug/L) 1	C	2	C	3	C	Preparation Blank	C	M
Arsenic			5.1	U	5.1	U	5.1	U			P

TOTAL METALS

-3-

BLANKS

Contract:

Lab Code: Case No.: SAS No.: SDG NO.: 212147

Preparation Blank Matrix (soil/water): WATER

Preparation Blank Concentration Units (ug/L or mg/kg): UG/L

Analyte	Initial Calib. Blank (ug/L)	C	Continuing Calibration Blank (ug/L) 1	C	2	C	3	C	Preparation Blank	C	M
Arsenic			5.1	U	5.1	U	5.1	U			P

TOTAL METALS

-3-

BLANKS

Contract:

Lab Code: Case No.: SAS No.: SDG NO.: 212147

Preparation Blank Matrix (soil/water): WATER

Preparation Blank Concentration Units (ug/L or mg/kg): UG/L

Analyte	Initial Calib. Blank (ug/L)	C	Continuing Calibration Blank (ug/L) 1	C	2	C	3	C	Preparation Blank	C	M
Arsenic			5.1	U	5.1	U	5.1	U			P

TOTAL METALS

-3-

BLANKS

Contract:

Lab Code: Case No.: SAS No.: SDG NO.: 212147

Preparation Blank Matrix (soil/water): WATER

Preparation Blank Concentration Units (ug/L or mg/kg): UG/L

Analyte	Initial Calib. Blank (ug/L)	C	Continuing Calibration Blank (ug/L) 1	C	2	C	3	C	Preparation Blank	C	M
Arsenic			5.1	U							P

TOTAL METALS

-3-

BLANKS

Contract:

Lab Code: Case No.: SAS No.: SDG NO.: 212149

Preparation Blank Matrix (soil/water): WATER

Preparation Blank Concentration Units (ug/L or mg/kg): UG/L

Analyte	Initial Calib. Blank (ug/L)	C	Continuing Calibration Blank (ug/L) 1	C	2	C	3	C	Preparation Blank	C	M
Arsenic	3.8	U	3.8	U	3.8	U	3.8	U	3.800	U	P

TOTAL METALS

-3-

BLANKS

Contract:

Lab Code: Case No.: SAS No.: SDG NO.: 212149

Preparation Blank Matrix (soil/water): WATER

Preparation Blank Concentration Units (ug/L or mg/kg): UG/L

Analyte	Initial Calib. Blank (ug/L)	C	Continuing Calibration Blank (ug/L) 1	C	2	C	3	C	Preparation Blank	C	M
Arsenic			3.8	U	3.8	U	3.8	U			P

TOTAL METALS

-3-

BLANKS

Contract:

Lab Code: Case No.: SAS No.: SDG NO.: 212149

Preparation Blank Matrix (soil/water): WATER

Preparation Blank Concentration Units (ug/L or mg/kg): UG/L

Analyte	Initial Calib. Blank (ug/L)	C	Continuing Calibration Blank (ug/L) 1	C	2	C	3	C		Preparation Blank	C		M
Arsenic			3.8	U	3.8	U	3.8	U					P

TOTAL METALS

-3-

BLANKS

Contract:

Lab Code: Case No.: SAS No.: SDG NO.: 212149

Preparation Blank Matrix (soil/water): WATER

Preparation Blank Concentration Units (ug/L or mg/kg): UG/L

Analyte	Initial Calib. Blank (ug/L)	C	Continuing Calibration Blank (ug/L) 1	C	2	C	3	C	Preparation Blank	C	M
Arsenic			3.8	U	3.8	U	3.8	U			P

APPENDIX D - ATTACHMENT 2

MATRIX SPIKE SUMMARY FORMS ORDERED BY SDG

TOTAL METALS
-5A-
SPIKE SAMPLE RECOVERY

SAMPLE NO.

OU-5-5059-4S

Contract:

Lab Code: Case No.: SAS SDG NO.: 104015

Matrix (soil/water): SOIL Level (low/med): LOW

% Solids for Sample: 75.1

Concentration Units (ug/L or mg/kg dry weight): MG/KG

Analyte	Control Limit %R	Spiked Sample Result (SSR)	C	Sample Result (SR)	C	Spike Added (SA)	%R	Q	M
Arsenic	75 - 125	16.5043		5.4567		13.32	82.9		P

Comments:

GPL Laboratories, LLLP

TOTAL METALS
-5A-
SPIKE SAMPLE RECOVERY

SAMPLE NO.

OU-5-5065-1S

Contract:

Lab Code: Case No.: SAS SDG NO.: 104017

Matrix (soil/water): SOIL Level (low/med): LOW

% Solids for Sample: 76.4

Concentration Units (ug/L or mg/kg dry weight): MG/KG

Analyte	Control Limit %R	Spiked Sample Result (SSR)	C	Sample Result (SR)	C	Spike Added (SA)	%R	Q	M
Arsenic	75 - 125	18.0312		3.4483		13.09	111.4		P

Comments:

001030

GPL Laboratories, LLLP

TOTAL METALS
-5A-
SPIKE SAMPLE RECOVERY

SAMPLE NO.

OU-5-5036-4S

Contract:

Lab Code: Case No.: SAS SDG NO.: 104029

Matrix (soil/water): SOIL Level (low/med): LOW

% Solids for Sample: 78.5

Concentration Units (ug/L or mg/kg dry weight): MG/KG

Analyte	Control Limit %R	Spiked Sample Result (SSR)	C	Sample Result (SR)	C	Spike Added (SA)	%R	Q	M
Arsenic	75 - 125	15.6480		3.7356		12.02	99.1		P

Comments:

TOTAL METALS
-5A-
SPIKE SAMPLE RECOVERY

SAMPLE NO.

OU4-4810GR-(140,60)S

Contract:

Lab Code: Case No.: SAS SDG NO.: 204130

Matrix (soil/water): SOIL Level (low/med): LOW

% Solids for Sample: 68.8

Concentration Units (ug/L or mg/kg dry weight): MG/KG

Analyte	Control Limit %R	Spiked Sample Result (SSR)	C	Sample Result (SR)	C	Spike Added (SA)	%R	Q	M
Arsenic	75 - 125	10.7474		2.0487		8.40	103.6		P

Comments:

TOTAL METALS
-5A-
SPIKE SAMPLE RECOVERY

SAMPLE NO.

OU4-4810GR-(120,40)S

Contract:

Lab Code: Case No.: SAS SDG NO.: 204130

Matrix (soil/water): SOIL Level (low/med): LOW

% Solids for Sample: 81.7

Concentration Units (ug/L or mg/kg dry weight): MG/KG

Analyte	Control Limit %R	Spiked Sample Result (SSR)	C	Sample Result (SR)	C	Spike Added (SA)	%R	Q	M
Arsenic	75 - 125	21.0756		12.1717		8.50	104.8		P

Comments:

TOTAL METALS
-5A-
SPIKE SAMPLE RECOVERY

SAMPLE NO.

OU4-4810GR-(60,100)S

Contract:

Lab Code: Case No.: SAS SDG NO.: 204130

Matrix (soil/water): SOIL Level (low/med): LOW

% Solids for Sample: 41.9

Concentration Units (ug/L or mg/kg dry weight): MG/KG

Analyte	Control Limit %R	Spiked Sample Result (SSR)	C	Sample Result (SR)	C	Spike Added (SA)	%R	Q	M
Arsenic	75 - 125	60.5859		45.9038		17.81	82.4		P

Comments:

GPL Laboratories

GPL
FORM 1
ANALYSIS DATA SHEET

SAMPLE NO
CSA-6-4221(43)-SB(3.5-4.5)MS

Lab Name :	GPL Laboratories	Client. :	Parsons Engineering Science
Lab Code :	GPL	SAS NO. :	
Case No. :		SDG NO :	207015
Matrix : (Soil / Water)	SOIL	Lab Sample ID :	207015-001-003-1/1MS
Sample Volume :	10	Lab File ID :	N37440.D
% Moisture:	18.45	Date Received	07/02/2002
Extraction:	EXT_LL03	Date Extracted:	07/05/2002
Extract Volume:	20 mL	Date Analyzed	07/13/2002
Injection Volume :	2 µL	Dilution Factor :	1
GPC Clean up (Y/N):	N pH:		

Concentration Units (ug/L or ug/kg dry weight) : ug/kg

CAS NO	COMPOUND		Q
505-29-3	1,4-Dithiane	670	
15980-15-1	1,4-Oxathiane	700	

FORM I LL03

GPL Laboratories

FORM 1
ANALYSIS DATA SHEET

SAMPLE NO
CSA-6-4221(43)-SB(3.5-4.5)MSD

Lab Name :	GPL Laboratories	Client. :	Parsons Engineering Science
Lab Code :	GPL	SAS NO. :	
Case No. :		SDG NO :	207015
Matrix : (Soil / Water)	SOIL	Lab Sample ID :	207015-001-003-1/1MSD
Sample Volume :	10	Lab File ID :	N37441.D
% Moisture:	18.45	Date Received	07/02/2002
Extraction:	EXT_LL03	Date Extracted:	07/05/2002
Extract Volume:	20 mL	Date Analyzed	07/13/2002
Injection Volume :	2 µL	Dilution Factor :	1
GPC Clean up (Y/N):	N pH:		

Concentration Units (ug/L or ug/kg dry weight) : ug/kg

CAS NO	COMPOUND		Q
505-29-3	1,4-Dithiane	660	
15980-15-1	1,4-Oxathiane	640	

FORM I LL03

CN

Form 3 MD/MS

SOIL GENERAL CHEMISTRY DUPLICATE/MATRIX SPIKE RECOVERY

Lab Name: GPL Laboratories, LLLC Client: Parsons Engineering Science

GPL Work-Order: 207015

Analyte	Method	Sample ID	Sample Conc. (mg/Kg)	Duplicate Conc. (mg/Kg)	RPD	RPD Limit
Total Cyanide	SW9014	207033*	BQL	BQL	N/C	15%

RPD - 0 out of 1 outside control limits
*Indicates shared QC

Analyte	Method	Sample ID	Sample Conc. (mg/Kg)	MS Conc. (mg/Kg)	Spike Added (mg/Kg)	MS % Recov.	MS Recovery Limits
Total Cyanide	SW9014	207033*	0	1.42	1.51	94.0	75 - 125%

Recovery - 0 out of 1 outside control limits

GPL Laboratories

MS/MSD RECOVERY

SAMPLE NO
SA-6-4221(43)-SB(3.5-4.

Lab Name : GPL Laboratories SDG NO : 207015 Method : LW18

Lab Code GPL Lab Sample ID : 207015-001-003-1/1MSD Matrix : SOIL Analysis Date : 07/11/2002

Compound	Spike Added (ug/kg)		CONCENTRATION (ug/kg)			%RECOVERY		% RPD	RPD Limit	QC Limits
	MS	MSD	Sample	MS	MSD	MS	MSD			
Thiodiglycol	77000	77000	0	62000	65000	81	84	4	25	37-129

Column to be used to flag recovery and RPD Values with an aster

* Values Outside of QC Limits.

RPD 0 Out of 1 Outside Limit
Spike Recovery : 0 Out of 2 outside limit

GPL Laboratories, LLLP

TOTAL METALS
-5A-
SPIKE SAMPLE RECOVERY

SAMPLE NO.

AU16-SB-N(5.5)S

Contract:

Lab Code: Case No.: SAS SDG NO.: 206047

Matrix (soil/water): SOIL Level (low/med): LOW

% Solids for Sample: 92.9

Concentration Units (ug/L or mg/kg dry weight): MG/KG

Analyte	Control Limit %R	Spiked Sample Result (SSR)	C	Sample Result (SR)	C	Spike Added (SA)	%R	Q	M
Arsenic	75 - 125	9.2402		2.6257	B	6.57	100.7		P

Comments:

GPL Laboratories, LLLP

TOTAL METALS
-5A-
SPIKE SAMPLE RECOVERY

SAMPLE NO.

OU5-CTA-1A-L1-SBA1S

Contract:

Lab Code: Case No.: SAS SDG NO.: 208184

Matrix (soil/water): SOIL Level (low/med): LOW

% Solids for Sample: 95.6

Concentration Units (ug/L or mg/kg dry weight): MG/KG

Analyte	Control Limit %R	Spiked Sample Result (SSR)	C	Sample Result (SR)	C	Spike Added (SA)	%R	Q	M
Arsenic	75 - 125	8.2377		1.6286		6.79	97.3		P

Comments:

GPL Laboratories, LLLP

TOTAL METALS
-5A-
SPIKE SAMPLE RECOVERY

SAMPLE NO.

OU5-CSA-3-L8-18

Contract:

Lab Code: Case No.: SAS SDG NO.: 208184

Matrix (soil/water): SOIL Level (low/med): LOW

% Solids for Sample: 93.7

Concentration Units (ug/L or mg/kg dry weight): MG/KG

Analyte	Control Limit %R	Spiked Sample Result (SSR)	C	Sample Result (SR)	C	Spike Added (SA)	%R	Q	M
Arsenic	75 - 125	10.3090		4.4260		6.71	87.6		P

Comments:

TOTAL METALS
-5A-
SPIKE SAMPLE RECOVERY

SAMPLE NO.

208186-003-133-1/3S

Contract:

Lab Code: Case No.: SAS SDG NO.: 208193

Matrix (soil/water): WATER Level (low/med): LOW

% Solids for Sample: 0.0

Concentration Units (ug/L or mg/kg dry weight): µG/L

Analyte	Control Limit %R	Spiked Sample Result (SSR)	C	Sample Result (SR)	C	Spike Added (SA)	%R	Q	M
Arsenic	75 - 125	48.7687		4.0232	B	50.00	89.5		P

Comments:

GPL Laboratories, LLLP

TOTAL METALS
-5A-
SPIKE SAMPLE RECOVERY

SAMPLE NO.

OU5-CTA-L1-SBB2S

Contract:

Lab Code: Case No.: SAS SDG NO.: 208198

Matrix (soil/water): SOIL Level (low/med): LOW

% Solids for Sample: 89.9

Concentration Units (ug/L or mg/kg dry weight): MG/KG

Analyte	Control Limit %R	Spiked Sample Result (SSR)	C	Sample Result (SR)	C	Spike Added (SA)	%R	Q	M
Arsenic	75 - 125	7.5893		3.1485		5.85	75.9		P

Comments:

GPL Laboratories, LLLP

TOTAL METALS
-5A-
SPIKE SAMPLE RECOVERY

SAMPLE NO.

OU5-CSA-3-L4-18

Contract:

Lab Code: Case No.: SAS SDG NO.: 208198

Matrix (soil/water): SOIL Level (low/med): LOW

% Solids for Sample: 86.9

Concentration Units (ug/L or mg/kg dry weight): MG/KG

Analyte	Control Limit %R	Spiked Sample Result (SSR)	C	Sample Result (SR)	C	Spike Added (SA)	%R	Q	M
Arsenic	75 - 125	9.5799		3.9717		6.15	91.1		P

Comments:

GPL Laboratories, LLLP

TOTAL METALS

-5A-

SPIKE SAMPLE RECOVERY

SAMPLE NO.

OU5-CSA-3-L4-SBC1S

Contract:

Lab Code: Case No.: SAS SDG NO.: 208198

Matrix (soil/water): SOIL Level (low/med): LOW

% Solids for Sample: 98.5

Concentration Units (ug/L or mg/kg dry weight): MG/KG

Analyte	Control Limit %R	Spiked Sample Result (SSR)	C	Sample Result (SR)	C	Spike Added (SA)	%R	Q	M
Arsenic	75 - 125	6.1619		0.4695	B	5.58	102.1		P

Comments:

GPL Laboratories

MS/MSD RECOVERY

SAMPLE NO
CSA-3-L6-SBB(3-4)MSD

Lab Name : GPL Laboratories SDG NO : 208204 Method : LL03

Lab Code : GPL Lab Sample ID : 208204-003-006-1/1MSD Matrix : SOIL Analysis Date : 09/13/2002

Compound	Spike Added (ug/kg)		CONCENTRATION (ug/kg)			%RECOVERY		% RPD	RPD Limit	QC Limits
	MS	MSD	Sample	MS	MSD	MS	MSD			
1,4-Dithiane	680	680	0	720	720	106	106	0	25	54-125
1,4-Oxathiane	670	670	0	500	490	75	73	3	25	46-131

Column to be used to flag recovery and RPD Values with an asterisk.

* Values Outside of QC Limits.

RPD 0 Out of 2 Outside Limit
Spike Recovery : 0 Out of 4 outside limit

GPL Laboratories

MS/MSD RECOVERY

SAMPLE NO
CSA-3-L6-SBB(3-4)MSD

Lab Name : GPL Laboratories SDG NO : 208204 Method : LW18

Lab Code GPL Lab Sample ID : 208204-003-006-1/1MSD Matrix : SOIL Analysis Date : 09/05/2002

Compound	Spike Added (ug/kg)		CONCENTRATION (ug/kg)			%RECOVERY		% RPD	RPD Limit	QC Limits
	MS	MSD	Sample	MS	MSD	MS	MSD			
Thiodiglycol	72000	72000	0	50000	50000	69	69	0	25	37-129

Column to be used to flag recovery and RPD Values with an aster

* Values Outside of QC Limits.

RPD 0 Out of 1 Outside Limit
Spike Recovery : 0 Out of 2 outside limit

Form 3 MD/MS

SOIL GENERAL CHEMISTRY DUPLICATE/MATRIX SPIKE RECOVERY

Lab Name: GPL Laboratories, LLLC Client: Parsons Engineering Science

GPL Work-Order: 208204

Analyte	Method	Sample ID	Sample Conc. (mg/Kg)	Duplicate Conc. (mg/Kg)	RPD	RPD Limit
Total Cyanide	SW9014	CSA-3-L4-SBC(5-6)	BQL	BQL	N/C	15%

RPD - 0 out of 1 outside control limits

Analyte	Method	Sample ID	Sample Conc. (mg/Kg)	MS Conc. (mg/Kg)	Spike Added (mg/Kg)	MS % Recov.	MS Recovery Limits
Total Cyanide	SW9014	CSA-3-L4-SBC(5-6)	0	1.43	1.28	112	75 - 125%

Recovery - 0 out of 1 outside control limits

GPL Laboratories, LLLP

TOTAL METALS
-5A-
SPIKE SAMPLE RECOVERY

SAMPLE NO.

OU5-CSA-7-L58-SB1S

Contract:

Lab Code: Case No.: SAS SDG NO.: 208206

Matrix (soil/water): SOIL Level (low/med): LOW

% Solids for Sample: 94.2

Concentration Units (ug/L or mg/kg dry weight): MG/KG

Analyte	Control Limit %R	Spiked Sample Result (SSR)	C	Sample Result (SR)	C	Spike Added (SA)	%R	Q	M
Arsenic	75 - 125	7.1345		2.3119		5.71	84.5		P

Comments:

GPL Laboratories, LLLP

TOTAL METALS
-5A-
SPIKE SAMPLE RECOVERY

SAMPLE NO.

OU5-CSA-7-L58-1S

Contract:

Lab Code: Case No.: SAS SDG NO.: 208206

Matrix (soil/water): SOIL Level (low/med): LOW

% Solids for Sample: 76.9

Concentration Units (ug/L or mg/kg dry weight): MG/KG

Analyte	Control Limit %R	Spiked Sample Result (SSR)	C	Sample Result (SR)	C	Spike Added (SA)	%R	Q	M
Arsenic	75 - 125	11.5563		4.3350		7.88	91.6		P

Comments:

GPL Laboratories, LLLP

TOTAL METALS
-5A-
SPIKE SAMPLE RECOVERY

SAMPLE NO.

OU5-CTA-1A-5122(52)-SB4S

Contract:

Lab Code: Case No.: SAS SDG NO.: 208206

Matrix (soil/water): SOIL Level (low/med): LOW

% Solids for Sample: 92.1

Concentration Units (ug/L or mg/kg dry weight): MG/KG

Analyte	Control Limit %R	Spiked Sample Result (SSR)	C	Sample Result (SR)	C	Spike Added (SA)	%R	Q	M
Arsenic	75 - 125	7.4305		0.9296	B	7.24	89.8		P

Comments:

GPL Laboratories, LLLP

TOTAL METALS
-5A-
SPIKE SAMPLE RECOVERY

SAMPLE NO.

OU5-CTA-1A-5122(52)-1S

Contract:

Lab Code: Case No.: SAS SDG NO.: 208206

Matrix (soil/water): SOIL Level (low/med): LOW

% Solids for Sample: 85.2

Concentration Units (ug/L or mg/kg dry weight): MG/KG

Analyte	Control Limit %R	Spiked Sample Result (SSR)	C	Sample Result (SR)	C	Spike Added (SA)	%R	Q	M
Arsenic	75 - 125	9.0825		2.7207		7.83	81.3		P

Comments:

GPL Laboratories

MS/MSD RECOVERY

SAMPLE NO
CSA-3-L6-SBB(3-4)MSD

Lab Name : GPL Laboratories SDG NO : 208204 Method : LW18

Lab Code GPL Lab Sample ID : 208204-003-006-1/1MSD Matrix : SOIL Analysis Date : 09/05/2002

Compound	Spike Added (ug/kg)		CONCENTRATION (ug/kg)			%RECOVERY		% RPD	RPD Limit	QC Limits
	MS	MSD	Sample	MS	MSD	MS	MSD			
Thiodiglycol	72000	72000	0	50000	50000	69	69	0	25	37-129

Column to be used to flag recovery and RPD Values with an aster

* Values Outside of QC Limits.

RPD 0 Out of 1 Outside Limit
Spike Recovery : 0 Out of 2 outside limit

GEOMET Technologies, Inc.
Laboratory Division
An ISO 9002 and $(CP)^2$ Facility

QC Summary

Sampler's ID	GPL Sample ID		Date Samp	Date Rec'd	Date Prep.	Time Prep	Date Analyzed	Time Analyzed	Analyte/Method	Amt Detd in Sample	Mass Spiked	Unit of Spike	Mass Detd In Spike	Unit	Rec.	Units	Flag	Min. Quant Limit	Min Det Limit	Max Cal Limit	Dil Factor
CSA-3-L7-SB(9-10)	208207-001-001-1/1	MS	8/29/2002	8/30/2002	9/9/2002	12:15	9/9/2002	16:19	Sulfur Mustard/SOP 44	ND	1000	ug/kg	960	ug/kg	96	%		40	40	200	1
CSA-3-L7-SB(9-10)	208207-001-001-1/1	MSD	8/29/2002	8/30/2002	9/9/2002	12:22	9/9/2002	16:34	Sulfur Mustard/SOP 44	ND	1000	ug/kg	810	ug/kg	81	%		40	40	200	1
SP-09-09-02	SP-09-09-02	LCS			9/9/2002	12:02	9/9/2002	16:04	Sulfur Mustard/SOP 44		1000	ug/kg	990	ug/kg	99	%		40	40	200	1
BL-09-09-02	BL-09-09-02	BLANK			9/9/2002	11:28	9/9/2002	15:49	Sulfur Mustard/SOP 44				ND	ug/kg			U	40	40	200	1
CSA-3-L7-SB(9-10)	208207-001-001-1/1	MS	8/29/2002	8/30/2002	9/9/2002	12:15	9/9/2002	16:19	CVAA/CVAO/SOP 38	ND	1000	ug/kg	1100	ug/kg	110	%		40	40	200	1
CSA-3-L7-SB(9-10)	208207-001-001-1/1	MSD	8/29/2002	8/30/2002	9/9/2002	12:22	9/9/2002	16:34	CVAA/CVAO/SOP 38	ND	1000	ug/kg	910	ug/kg	91	%		40	40	200	1
SP-09-09-02	SP-09-09-02	LCS			9/9/2002	12:02	9/9/2002	16:04	CVAA/CVAO/SOP 38		1000	ug/kg	1030	ug/kg	103	%		40	40	200	1
BL-09-09-02	BL-09-09-02	BLANK			9/9/2002	11:28	9/9/2002	15:49	CVAA/CVAO/SOP 38				ND	ug/kg			U	40	40	200	1

	Lower Limit	Upper Limit
Acceptance Limits for MS and MSD Samples are	75%	125%
Acceptance Limits for LCS Samples are	75%	125%
Acceptance Limits for CCV	80%	120%

5

Form 3 MD/MS

SOIL GENERAL CHEMISTRY DUPLICATE/MATRIX SPIKE RECOVERY

Lab Name: GPL Laboratories, LLLC Client: Parsons Engineering Science

GPL Work-Order: 208207

Analyte	Method	Sample ID	Sample Conc. (mg/Kg)	Duplicate Conc. (mg/Kg)	RPD	RPD Limit
Total Cyanide	SW9014	208204*	BQL	BQL	N/C	15%

RPD - 0 out of 1 outside control limits
*Indicates shared QC

Analyte	Method	Sample ID	Sample Conc. (mg/Kg)	MS Conc. (mg/Kg)	Spike Added (mg/Kg)	MS % Recov.	MS Recovery Limits
Total Cyanide	SW9014	208204*	0	1.43	1.28	112	75 - 125%

Recovery - 0 out of 1 outside control limits

GPL Laboratories, LLP

TOTAL METALS
-5A-
SPIKE SAMPLE RECOVERY

SAMPLE NO.

OU4-3318(45)-(60,160)S

Contract:

Lab Code: Case No.: SAS SDG NO.: 209023

Matrix (soil/water): SOIL Level (low/med): LOW

% Solids for Sample: 83.8

Concentration Units (ug/L or mg/kg dry weight): MG/KG

Analyte	Control Limit %R	Spiked Sample Result (SSR)	C	Sample Result (SR)	C	Spike Added (SA)	%R	Q	M
Arsenic	75 - 125	13.9989		7.1227		7.28	94.5		P

Comments:

GPL Laboratories, LLLP

TOTAL METALS
-5A-
SPIKE SAMPLE RECOVERY

SAMPLE NO.

OU5-CTA-1A-4849RS-(40,20)S

Contract:

Lab Code: Case No.: SAS SDG NO.: 209024

Matrix (soil/water): SOIL Level (low/med): LOW

% Solids for Sample: 75.9

Concentration Units (ug/L or mg/kg dry weight): MG/KG

Analyte	Control Limit %R	Spiked Sample Result (SSR)	C	Sample Result (SR)	C	Spike Added (SA)	%R	Q	M
Arsenic	75 - 125	11.9714		3.7984		8.13	100.5		P

Comments:

GPL Laboratories, LLLP

TOTAL METALS
-5A-
SPIKE SAMPLE RECOVERY

SAMPLE NO.

OU5-CTA-LA-4849RS-(20,80)S

Contract:

Lab Code: Case No.: SAS SDG NO.: 209024

Matrix (soil/water): SOIL Level (low/med): LOW

% Solids for Sample: 81.2

Concentration Units (ug/L or mg/kg dry weight): MG/KG

Analyte	Control Limit %R	Spiked Sample Result (SSR)	C	Sample Result (SR)	C	Spike Added (SA)	%R	Q	M
Arsenic	75 - 125	20.6430		12.6389		8.05	99.5		P

Comments:

GPL Laboratories, LLLP

TOTAL METALS
-5A-
SPIKE SAMPLE RECOVERY

SAMPLE NO.

209033-002-031-1/1S

Contract:

Lab Code: Case No.: SAS SDG NO.: 209025

Matrix (soil/water): WATER Level (low/med): LOW

% Solids for Sample: 0.0

Concentration Units (ug/L or mg/kg dry weight): µG/L

Analyte	Control Limit %R	Spiked Sample Result (SSR)	C	Sample Result (SR)	C	Spike Added (SA)	%R	Q	M
Arsenic	75 - 125	64.6908		13.4623	B	50.00	102.5		P

Comments:

GPL Laboratories, LLLP

TOTAL METALS
-5A-
SPIKE SAMPLE RECOVERY

SAMPLE NO.

209033-002-031-1/1S

Contract:

Lab Code: Case No.: SAS SDG NO.: 209026

Matrix (soil/water): WATER Level (low/med): LOW

% Solids for Sample: 0.0

Concentration Units (ug/L or mg/kg dry weight): µG/L

Analyte	Control Limit %R	Spiked Sample Result (SSR)	C	Sample Result (SR)	C	Spike Added (SA)	%R	Q	M
Arsenic	75 - 125	64.6908		13.4623	B	50.00	102.5		P

Comments:

TOTAL METALS
-5A-
SPIKE SAMPLE RECOVERY

SAMPLE NO.

OU5-CSA-6-4221(43)-(40,120)S

Contract:

Lab Code: Case No.: SAS SDG NO.: 211043

Matrix (soil/water): SOIL Level (low/med): LOW

% Solids for Sample: 84.5

Concentration Units (ug/L or mg/kg dry weight): MG/KG

Analyte	Control Limit %R	Spiked Sample Result (SSR)	C	Sample Result (SR)	C	Spike Added (SA)	%R	Q	M
Arsenic	75 - 125	42.0382		31.5213		8.05	130.6	N	P

Comments:

TOTAL METALS
-5A-
SPIKE SAMPLE RECOVERY

SAMPLE NO.

OU5-CSA-6-4221(43)-(20,60)S

Contract:

Lab Code: Case No.: SAS SDG NO.: 211043

Matrix (soil/water): SOIL Level (low/med): LOW

% Solids for Sample: 74.6

Concentration Units (ug/L or mg/kg dry weight): MG/KG

Analyte	Control Limit %R	Spiked Sample Result (SSR)	C	Sample Result (SR)	C	Spike Added (SA)	%R	Q	M
Arsenic	75 - 125	28.7775		19.5915		9.65	95.2		P

Comments:

TOTAL METALS
-5B-
POST DIGEST SPIKE SAMPLE RECOVERY

SAMPLE NO.

OU5-CSA-6-4221(43)-(40,120)A

Contract:

Lab Code: Case No.: SAS No.: SDG NO.: 211043

Matrix (soil/water): SOIL Level (low/med): LOW

Concentration Units: ug/L

Analyte	Control Limit %R	Spiked Sample Result (SSR)	C	Sample Result (SR)	C	Spike Added(SA)	%R	Q	M
Arsenic		438.74		365.04		80.0	92.1		P

Comments:

TOTAL METALS
-5A-
SPIKE SAMPLE RECOVERY

SAMPLE NO.

OU5-CSA-6-4301WS-(20,100)S

Contract:

Lab Code: Case No.: SAS SDG NO.: 212137

Matrix (soil/water): SOIL Level (low/med): LOW

% Solids for Sample: 77.1

Concentration Units (ug/L or mg/kg dry weight): MG/KG

Analyte	Control Limit %R	Spiked Sample Result (SSR)	C	Sample Result (SR)	C	Spike Added (SA)	%R	Q	M
Arsenic	75 - 125	13.7733		4.9299		9.54	92.7		P

Comments:

TOTAL METALS
-5A-
SPIKE SAMPLE RECOVERY

SAMPLE NO.

OU5-CSA-6-4301WS-(20,80)S

Contract:

Lab Code: Case No.: SAS SDG NO.: 212137

Matrix (soil/water): SOIL Level (low/med): LOW

% Solids for Sample: 78.6

Concentration Units (ug/L or mg/kg dry weight): MG/KG

Analyte	Control Limit %R	Spiked Sample Result (SSR)	C	Sample Result (SR)	C	Spike Added (SA)	%R	Q	M
Arsenic	75 - 125	15.6767		6.7783		9.36	95.1		P

Comments:

GPL Laboratories, LLLP

TOTAL METALS
-5A-
SPIKE SAMPLE RECOVERY

SAMPLE NO.

OU5-CSA-12-5063LR-(180,60)S

Contract:

Lab Code: Case No.: SAS SDG NO.: 212147

Matrix (soil/water): SOIL Level (low/med): LOW

% Solids for Sample: 80.9

Concentration Units (ug/L or mg/kg dry weight): MG/KG

Analyte	Control Limit %R	Spiked Sample Result (SSR)	C	Sample Result (SR)	C	Spike Added (SA)	%R	Q	M
Arsenic	75 - 125	13.5764		5.5052		7.73	104.4		P

Comments:

GPL Laboratories, LLLP

TOTAL METALS
-5A-
SPIKE SAMPLE RECOVERY

SAMPLE NO.

OU5-CSA-12-5063LR-(20,80)S

Contract:

Lab Code: Case No.: SAS SDG NO.: 212147

Matrix (soil/water): SOIL Level (low/med): LOW

% Solids for Sample: 82.1

Concentration Units (ug/L or mg/kg dry weight): MG/KG

Analyte	Control Limit %R	Spiked Sample Result (SSR)	C	Sample Result (SR)	C	Spike Added (SA)	%R	Q	M
Arsenic	75 - 125	9.1957		2.6547		7.08	92.4		P

Comments:

GPL Laboratories, LLLP

TOTAL METALS
-5A-
SPIKE SAMPLE RECOVERY

SAMPLE NO.

OU5-CSA-12-5063LR-(0,140)S

Contract:

Lab Code: Case No.: SAS SDG NO.: 212147

Matrix (soil/water): SOIL Level (low/med): LOW

% Solids for Sample: 72.5

Concentration Units (ug/L or mg/kg dry weight): MG/KG

Analyte	Control Limit %R	Spiked Sample Result (SSR)	C	Sample Result (SR)	C	Spike Added (SA)	%R	Q	M
Arsenic	75 - 125	14.6457		6.9549		8.73	88.1		P

Comments:

TOTAL METALS
-5A-
SPIKE SAMPLE RECOVERY

SAMPLE NO.

OU5-CSA-12-5063LR-(120,40)S

Contract:

Lab Code: Case No.: SAS SDG NO.: 212147

Matrix (soil/water): SOIL Level (low/med): LOW

% Solids for Sample: 77.8

Concentration Units (ug/L or mg/kg dry weight): MG/KG

Analyte	Control Limit %R	Spiked Sample Result (SSR)	C	Sample Result (SR)	C	Spike Added (SA)	%R	Q	M
Arsenic	75 - 125	19.8340		13.1168		7.26	92.5		P

Comments:

GPL Laboratories, LLLP

TOTAL METALS
-5A-
SPIKE SAMPLE RECOVERY

SAMPLE NO.

212131-004-032-1/1S

Contract:

Lab Code: Case No.: SAS SDG NO.: 212149

Matrix (soil/water): WATER Level (low/med): LOW

% Solids for Sample: 0.0

Concentration Units (ug/L or mg/kg dry weight): µG/L

Analyte	Control Limit %R	Spiked Sample Result (SSR)	C	Sample Result (SR)	C	Spike Added (SA)	%R	Q	M
Arsenic	75 - 125	55.0023		4.9982	B	50.00	100.0		P

Comments:

APPENDIX D - ATTACHMENT 3

LABORATORY DUPLICATE SUMMARY FORMS ORDERED BY SDG

TOTAL METALS

-6-

DUPLICATES

SAMPLE NO.

OU-5-5059-4D

Contract:

Lab Code: Case No.: SAS No.: SDG NO.: 104015

Matrix (soil/water): SOIL Level (low/med): LOW

% Solids for Sample: 75.1 % Solids for Duplicate: 75.1

Concentration Units (ug/L or mg/kg dry weight): MG/KG

Analyte	Control Limit	Sample (S)	C	Duplicate (D)	C	RPD	Q	M
Arsenic	2.6	5.4567		4.5332		18.5		P

TOTAL METALS

-6-

DUPLICATES

SAMPLE NO.

OU-5-5065-1D

Contract:

Lab Code: Case No.: SAS No.: SDG NO.: 104017

Matrix (soil/water): SOIL Level (low/med): LOW

% Solids for Sample: 76.4 % Solids for Duplicate: 76.4

Concentration Units (ug/L or mg/kg dry weight): MG/KG

Analyte	Control Limit	Sample (S)	C	Duplicate (D)	C	RPD	Q	M
Arsenic	1.3	3.4483		4.0205		15.3		P

TOTAL METALS

-6-

DUPLICATES

SAMPLE NO.

OU-5-5036-4D

Contract:

Lab Code: Case No.: SAS No.: SDG NO.: 104029

Matrix (soil/water): SOIL Level (low/med): LOW

% Solids for Sample: 78.5 % Solids for Duplicate: 78.5

Concentration Units (ug/L or mg/kg dry weight): MG/KG

Analyte	Control Limit	Sample (S)	C	Duplicate (D)	C	RPD	Q	M
Arsenic	2.4	3.7356		3.0715		19.5		P

TOTAL METALS

-6-

DUPLICATES

SAMPLE NO.

OU4-4810GR-(120,40)D

Contract:

Lab Code: Case No.: SAS No.: SDG NO.: 204130

Matrix (soil/water): SOIL Level (low/med): LOW

% Solids for Sample: 81.7 % Solids for Duplicate: 81.7

Concentration Units (ug/L or mg/kg dry weight): MG/KG

Analyte	Control Limit	Sample (S)	C	Duplicate (D)	C	RPD	Q	M
Arsenic		12.1717		14.3228		16.2		P

TOTAL METALS

-6-

DUPLICATES

SAMPLE NO.

OU4-4810GR-(140,60)D

Contract:

Lab Code: Case No.: SAS No.: SDG NO.: 204130

Matrix (soil/water): SOIL Level (low/med): LOW

% Solids for Sample: 68.8 % Solids for Duplicate: 68.8

Concentration Units (ug/L or mg/kg dry weight): MG/KG

Analyte	Control Limit	Sample (S)	C	Duplicate (D)	C	RPD	Q	M
Arsenic	1.7	2.0487		3.0781		40.2		P

TOTAL METALS

-6-

DUPLICATES

SAMPLE NO.

OU4-4810GR-(60,100)D

Contract:

Lab Code: Case No.: SAS No.: SDG NO.: 204130

Matrix (soil/water): SOIL Level (low/med): LOW

% Solids for Sample: 41.9 % Solids for Duplicate: 41.9

Concentration Units (ug/L or mg/kg dry weight): MG/KG

Analyte	Control Limit	Sample (S)	C	Duplicate (D)	C	RPD	Q	M
Arsenic		45.9038		45.8269		0.2		P

TOTAL METALS

-6-

DUPLICATES

SAMPLE NO.

AU16-SB-N(5.5)D

Contract:

Lab Code: Case No.: SAS No.: SDG NO.: 208047

Matrix (soil/water): SOIL Level (low/med): LOW

% Solids for Sample: 92.9 % Solids for Duplicate: 92.9

Concentration Units (ug/L or mg/kg dry weight): MG/KG

Analyte	Control Limit	Sample (S)	C	Duplicate (D)	C	RPD	Q	M
Arsenic	2.6	2.6257	B	3.4122		26.1		P

TOTAL METALS

-6-

DUPLICATES

SAMPLE NO.

OU5-CSA-3-L8-1D

Contract:

Lab Code: Case No.: SAS No.: SDG NO.: 208184

Matrix (soil/water): SOIL Level (low/med): LOW

% Solids for Sample: 93.7 % Solids for Duplicate: 93.7

Concentration Units (ug/L or mg/kg dry weight): MG/KG

Analyte	Control Limit	Sample (S)	C	Duplicate (D)	C	RPD	Q	M
Arsenic	1.3	4.4260		3.8347		14.3		P

TOTAL METALS

-6-

DUPLICATES

SAMPLE NO.

OU5-CTA-1A-L1-SBA1D

Contract:

Lab Code: Case No.: SAS No.: SDG NO.: 208184

Matrix (soil/water): SOIL Level (low/med): LOW

% Solids for Sample: 95.6 % Solids for Duplicate: 95.6

Concentration Units (ug/L or mg/kg dry weight): MG/KG

Analyte	Control Limit	Sample (S)	C	Duplicate (D)	C	RPD	Q	M
Arsenic	1.4	1.6286		1.7635		8.0		P

TOTAL METALS

-6-

DUPLICATES

SAMPLE NO.

208186-003-133-1/3D

Contract:

Lab Code: Case No.: SAS No.: SDG NO.: 208193

Matrix (soil/water): WATER Level (low/med): LOW

% Solids for Sample: 0.0 % Solids for Duplicate:

Concentration Units (ug/L or mg/kg dry weight): µG/L

Analyte	Control Limit	Sample (S)	C	Duplicate (D)	C	RPD	Q	M
Arsenic		4.0232	B	3.4000	U	200.0		P

TOTAL METALS

-6-

DUPLICATES

SAMPLE NO.

OU5-CSA-3-L4-1D

Contract:

Lab Code: Case No.: SAS No.: SDG NO.: 208198

Matrix (soil/water): SOIL Level (low/med): LOW

% Solids for Sample: 86.9 % Solids for Duplicate: 86.9

Concentration Units (ug/L or mg/kg dry weight): MG/KG

Analyte	Control Limit	Sample (S)	C	Duplicate (D)	C	RPD	Q	M
Arsenic	1.3	3.9717		4.2806		7.5		P

TOTAL METALS

-6-

DUPLICATES

SAMPLE NO.

OU5-CSA-3-L4-SBC1D

Contract:

Lab Code: Case No.: SAS No.: SDG NO.: 208198

Matrix (soil/water): SOIL Level (low/med): LOW

% Solids for Sample: 98.5 % Solids for Duplicate: 98.5

Concentration Units (ug/L or mg/kg dry weight): MG/KG

Analyte	Control Limit	Sample (S)	C	Duplicate (D)	C	RPD	Q	M
Arsenic		0.4695	B	0.4342	B	7.8		P

TOTAL METALS

-6-

DUPLICATES

SAMPLE NO.

OU5-CTA-L1-SBB2D

Contract:

Lab Code: Case No.: SAS No.: SDG NO.: 208198

Matrix (soil/water): SOIL Level (low/med): LOW

% Solids for Sample: 89.9 % Solids for Duplicate: 89.9

Concentration Units (ug/L or mg/kg dry weight): MG/KG

Analyte	Control Limit	Sample (S)	C	Duplicate (D)	C	RPD	Q	M
Arsenic	1.3	3.1485		2.5538		20.9		P

TOTAL METALS

-6-

DUPLICATES

SAMPLE NO.

OU5-CSA-7-L58-1D

Contract:

Lab Code: Case No.: SAS No.: SDG NO.: 208206

Matrix (soil/water): SOIL Level (low/med): LOW

% Solids for Sample: 76.9 % Solids for Duplicate: 76.9

Concentration Units (ug/L or mg/kg dry weight): MG/KG

Analyte	Control Limit	Sample (S)	C	Duplicate (D)	C	RPD	Q	M
Arsenic	1.8	4.3350		5.4471		22.7		P

TOTAL METALS

-6-

DUPLICATES

SAMPLE NO.

OU5-CSA-7-L58-SB1D

Contract:

Lab Code: Case No.: SAS No.: SDG NO.: 208206

Matrix (soil/water): SOIL Level (low/med): LOW

% Solids for Sample: 94.2 % Solids for Duplicate: 94.2

Concentration Units (ug/L or mg/kg dry weight): MG/KG

Analyte	Control Limit	Sample (S)	C	Duplicate (D)	C	RPD	Q	M
Arsenic	1.4	2.3119		2.2573		2.4		P

TOTAL METALS

-6-

DUPLICATES

SAMPLE NO.

OU5-CTA-1A-5122(52)-1D

Contract:

Lab Code: Case No.: SAS No.: SDG NO.: 208206

Matrix (soil/water): SOIL Level (low/med): LOW

% Solids for Sample: 85.2 % Solids for Duplicate: 85.2

Concentration Units (ug/L or mg/kg dry weight): MG/KG

Analyte	Control Limit	Sample (S)	C	Duplicate (D)	C	RPD	Q	M
Arsenic	1.3	2.7207		2.8068		3.1		P

TOTAL METALS

-6-

DUPLICATES

SAMPLE NO.

OU5-CTA-1A-5122(52)-SB4D

Contract:

Lab Code: Case No.: SAS No.: SDG NO.: 208206

Matrix (soil/water): SOIL Level (low/med): LOW

% Solids for Sample: 92.1 % Solids for Duplicate: 92.1

Concentration Units (ug/L or mg/kg dry weight): MG/KG

Analyte	Control Limit	Sample (S)	C	Duplicate (D)	C	RPD	Q	M
Arsenic		0.9296	B	1.0246	B	9.7		P

TOTAL METALS

-6-

DUPLICATES

SAMPLE NO.

OU4-3318(45)-(60,160)D

Contract:

Lab Code: Case No.: SAS No.: SDG NO.: 209023

Matrix (soil/water): SOIL Level (low/med): LOW

% Solids for Sample: 83.8 % Solids for Duplicate: 83.8

Concentration Units (ug/L or mg/kg dry weight): MG/KG

Analyte	Control Limit	Sample (S)	C	Duplicate (D)	C	RPD	Q	M
Arsenic		7.1227		7.3716		3.4		P

TOTAL METALS

-6-

DUPLICATES

SAMPLE NO.

SW-001-(255,85)SO2D

Contract:

Lab Code: Case No.: SAS No.: SDG NO.: 209023

Matrix (soil/water): SOIL Level (low/med): LOW

% Solids for Sample: 82.9 % Solids for Duplicate: 82.9

Concentration Units (ug/L or mg/kg dry weight): MG/KG

Analyte	Control Limit	Sample (S)	C	Duplicate (D)	C	RPD	Q	M
Arsenic	1.6	4.5366		4.5376		0.0		P

TOTAL METALS

-6-

DUPLICATES

SAMPLE NO.

OU5-CTA-1A-4849RS-(20,80)D

Contract:

Lab Code: Case No.: SAS No.: SDG NO.: 209024

Matrix (soil/water): SOIL Level (low/med): LOW

% Solids for Sample: 81.2 % Solids for Duplicate: 81.2

Concentration Units (ug/L or mg/kg dry weight): MG/KG

Analyte	Control Limit	Sample (S)	C	Duplicate (D)	C	RPD	Q	M
Arsenic		12.6389		12.6195		0.2		P

TOTAL METALS

-6-

DUPLICATES

SAMPLE NO.

OU5-CTA-1A-4849RS-(40,20)D

Contract:

Lab Code: Case No.: SAS No.: SDG NO.: 209024

Matrix (soil/water): SOIL Level (low/med): LOW

% Solids for Sample: 75.9 % Solids for Duplicate: 75.9

Concentration Units (ug/L or mg/kg dry weight): MG/KG

Analyte	Control Limit	Sample (S)	C	Duplicate (D)	C	RPD	Q	M
Arsenic	1.7	3.7984		4.2690		11.7		P

GPL Laboratories, LLLP

TOTAL METALS

-6-

DUPLICATES

SAMPLE NO.

209033-002-031-1/1D

Contract:

Lab Code: Case No.: SAS No.: SDG NO.: 209025

Matrix (soil/water): WATER Level (low/med): LOW

% Solids for Sample: 0.0 % Solids for Duplicate:

Concentration Units (ug/L or mg/kg dry weight): µG/L

Analyte	Control Limit	Sample (S)	C	Duplicate (D)	C	RPD	Q	M
Arsenic		13.4623	B	12.7404	B	5.5		P

TOTAL METALS

-6-

DUPLICATES

SAMPLE NO.

209033-002-031-1/1D

Contract:

Lab Code: Case No.: SAS No.: SDG NO.: 209026

Matrix (soil/water): WATER Level (low/med): LOW

% Solids for Sample: 0.0 % Solids for Duplicate:

Concentration Units (ug/L or mg/kg dry weight): µG/L

Analyte	Control Limit	Sample (S)	C	Duplicate (D)	C	RPD	Q	M
Arsenic		13.4623	B	12.7404	B	5.5		P

TOTAL METALS

-6-

DUPLICATES

SAMPLE NO.

MSS-9(0-.5)D

Contract:

Lab Code: Case No.: SAS No.: SDG NO.: 210203

Matrix (soil/water): SOIL Level (low/med): LOW

% Solids for Sample: 90.1 % Solids for Duplicate: 90.1

Concentration Units (ug/L or mg/kg dry weight): MG/KG

Analyte	Control Limit	Sample (S)	C	Duplicate (D)	C	RPD	Q	M
Arsenic	1.4	2.4047		2.7005		11.6		P

TOTAL METALS

-6-

DUPLICATES

SAMPLE NO.

OU5-CSA-6-4221(43)-(20,60)D

Contract:

Lab Code: Case No.: SAS No.: SDG NO.: 211043

Matrix (soil/water): SOIL Level (low/med): LOW

% Solids for Sample: 74.6 % Solids for Duplicate: 74.6

Concentration Units (ug/L or mg/kg dry weight): MG/KG

Analyte	Control Limit	Sample (S)	C	Duplicate (D)	C	RPD	Q	M
Arsenic		19.5915		18.5881		5.3		P

TOTAL METALS

-6-

DUPLICATES

SAMPLE NO.

OU5-CSA-6-4221(43)-(40,120)D

Contract:

Lab Code: Case No.: SAS No.: SDG NO.: 211043

Matrix (soil/water): SOIL Level (low/med): LOW

% Solids for Sample: 84.5 % Solids for Duplicate: 84.5

Concentration Units (ug/L or mg/kg dry weight): MG/KG

Analyte	Control Limit	Sample (S)	C	Duplicate (D)	C	RPD	Q	M
Arsenic		31.5213		35.5044		11.9		P

TOTAL METALS

-6-

DUPLICATES

SAMPLE NO.

212041-002-028-1/3D

Contract:

Lab Code: Case No.: SAS No.: SDG NO.: 212136

Matrix (soil/water): WATER Level (low/med): LOW

% Solids for Sample: 0.0 % Solids for Duplicate:

Concentration Units (ug/L or mg/kg dry weight): µG/L

Analyte	Control Limit	Sample (S)	C	Duplicate (D)	C	RPD	Q	M
Arsenic		3.8000	U	3.8000	U			P

TOTAL METALS

-6-

DUPLICATES

SAMPLE NO.

OU5-CSA-6-4301WS-(20,80)D

Contract:

Lab Code: Case No.: SAS No.: SDG NO.: 212137

Matrix (soil/water): SOIL Level (low/med): LOW

% Solids for Sample: 78.6 % Solids for Duplicate: 78.6

Concentration Units (ug/L or mg/kg dry weight): MG/KG

Analyte	Control Limit	Sample (S)	C	Duplicate (D)	C	RPD	Q	M
Arsenic	1.9	6.7783		6.7787		0.0		P

TOTAL METALS

-6-

DUPLICATES

SAMPLE NO.

OU5-CSA-6-4301WS-(20,100)D

Contract:

Lab Code: Case No.: SAS No.: SDG NO.: 212137

Matrix (soil/water): SOIL Level (low/med): LOW

% Solids for Sample: 77.1 % Solids for Duplicate: 77.1

Concentration Units (ug/L or mg/kg dry weight): MG/KG

Analyte	Control Limit	Sample (S)	C	Duplicate (D)	C	RPD	Q	M
Arsenic	1.9	4.9299		4.3484		12.5		P

TOTAL METALS

-6-

DUPLICATES

SAMPLE NO.

TCRSA-AU-03-A(1)D

Contract:

Lab Code: Case No.: SAS No.: SDG NO.: 212147

Matrix (soil/water): SOIL Level (low/med): LOW

% Solids for Sample: 85.0 % Solids for Duplicate: 85.0

Concentration Units (ug/L or mg/kg dry weight): MG/KG

Analyte	Control Limit	Sample (S)	C	Duplicate (D)	C	RPD	Q	M
Arsenic	1.2	6.0222		9.7194		47.0	*	P

TOTAL METALS

-6-

DUPLICATES

SAMPLE NO.

OU5-CSA-12-5063LR-(0,140)D

Contract:

Lab Code: Case No.: SAS No.: SDG NO.: 212147

Matrix (soil/water): SOIL Level (low/med): LOW

% Solids for Sample: 72.5 % Solids for Duplicate: 72.5

Concentration Units (ug/L or mg/kg dry weight): MG/KG

Analyte	Control Limit	Sample (S)	C	Duplicate (D)	C	RPD	Q	M
Arsenic	2.1	6.9549		7.3402		5.4		P

TOTAL METALS

-6-

DUPLICATES

SAMPLE NO.

OU5-CSA-12-5063LR-(120,40)D

Contract:

Lab Code: Case No.: SAS No.: SDG NO.: 212147

Matrix (soil/water): SOIL Level (low/med): LOW

% Solids for Sample: 77.8 % Solids for Duplicate: 77.8

Concentration Units (ug/L or mg/kg dry weight): MG/KG

Analyte	Control Limit	Sample (S)	C	Duplicate (D)	C	RPD	Q	M
Arsenic		13.1168		13.4961		2.9		P

TOTAL METALS

-6-

DUPLICATES

SAMPLE NO.

OU5-CSA-12-5063LR-(180,60)D

Contract:

Lab Code: Case No.: SAS No.: SDG NO.: 212147

Matrix (soil/water): SOIL Level (low/med): LOW

% Solids for Sample: 80.9 % Solids for Duplicate: 80.9

Concentration Units (ug/L or mg/kg dry weight): MG/KG

Analyte	Control Limit	Sample (S)	C	Duplicate (D)	C	RPD	Q	M
Arsenic	1.4	5.5052		5.0502		8.6		P

TOTAL METALS

-6-

DUPLICATES

SAMPLE NO.

OU5-CSA-12-5063LR-(20,80)D

Contract:

Lab Code: Case No.: SAS No.: SDG NO.: 212147

Matrix (soil/water): SOIL Level (low/med): LOW

% Solids for Sample: 82.1 % Solids for Duplicate: 82.1

Concentration Units (ug/L or mg/kg dry weight): MG/KG

Analyte	Control Limit	Sample (S)	C	Duplicate (D)	C	RPD	Q	M
Arsenic	1.3	2.6547		2.4009		10.0		P

TOTAL METALS

-6-

DUPLICATES

SAMPLE NO.

212131-004-032-1/1D

Contract:

Lab Code: Case No.: SAS No.: SDG NO.: 212149

Matrix (soil/water): WATER Level (low/med): LOW

% Solids for Sample: 0.0 % Solids for Duplicate:

Concentration Units (ug/L or mg/kg dry weight): µG/L

Analyte	Control Limit	Sample (S)	C	Duplicate (D)	C	RPD	Q	M
Arsenic		4.9982	B	6.3978	B	24.6		P

APPENDIX D - ATTACHMENT 4

LABORATORY DATA SHEETS FOR EQUIPMENT BLANKS

GPL Laboratories, LLLP

TOTAL METALS
-1-
INORGANIC ANALYSIS DATA SHEET

SAMPLE NO.

OU5-CSA-3-L4-EB115

Contract:

Lab Code: Case No.: SAS No.: SDG NO.: 208193

Matrix (soil/water): WATER Lab Sample ID: 208193-001-001-1/

Level (low/med): LOW Date Received: 28-AUG-02

Concentration Units (ug/L or mg/kg dry weight): µG/L

CAS No.	Analyte	Concentration	C	Q	M
7440-38-2	Arsenic	3.4	U		P

Color Before: COLORLESS Clarity Before: CLEAR Texture:

Color After: COLORLESS Clarity After: CLEAR Artifacts:

Comments:

GPL Laboratories, LLLP

TOTAL METALS

-1-

INORGANIC ANALYSIS DATA SHEET

SAMPLE NO.

OU5-CSA-3-L6-SBB-EB110

Contract:

Lab Code: Case No.: SAS No.: SDG NO.: 208193

Matrix (soil/water): WATER Lab Sample ID: 208193-002-002-1/

Level (low/med): LOW Date Received: 28-AUG-02

Concentration Units (ug/L or mg/kg dry weight): µG/L

CAS No.	Analyte	Concentration	C	Q	M
7440-38-2	Arsenic	3.4	U		P

Color Before: COLORLESS Clarity Before: CLEAR Texture:

Color After: COLORLESS Clarity After: CLEAR Artifacts:

Comments:

GPL Laboratories, LLLP

TOTAL METALS
-1-
INORGANIC ANALYSIS DATA SHEET

SAMPLE NO.

OU4-3318(45)-EB01

Contract:

Lab Code: Case No.: SAS No.: SDG NO.: 209025

Matrix (soil/water): WATER Lab Sample ID: 209025-001-001-1/

Level (low/med): LOW Date Received: 05-SEP-02

Concentration Units (ug/L or mg/kg dry weight): µG/L

CAS No.	Analyte	Concentration	C	Q	M
7440-38-2	Arsenic	3.4	U		P

Color Before: COLORLESS Clarity Before: CLEAR Texture:

Color After: COLORLESS Clarity After: CLEAR Artifacts:

Comments:

GPL Laboratories, LLLP

TOTAL METALS
-1-
INORGANIC ANALYSIS DATA SHEET

SAMPLE NO.

OU5-CTA-1A-4849RS-EB01

Contract:

Lab Code: Case No.: SAS No.: SDG NO.: 209026

Matrix (soil/water): WATER Lab Sample ID: 209026-001-001-1/

Level (low/med): LOW Date Received: 05-SEP-02

Concentration Units (ug/L or mg/kg dry weight): µG/L

CAS No.	Analyte	Concentration	C	Q	M
7440-38-2	Arsenic	3.4	U		P

Color Before: COLORLESS Clarity Before: CLEAR Texture:

Color After: COLORLESS Clarity After: CLEAR Artifacts:

Comments:

GPL Laboratories, LLLP

TOTAL METALS
-1-
INORGANIC ANALYSIS DATA SHEET

SAMPLE NO.

0U5-CTA-1A-4849RS-EB02

Contract:

Lab Code: Case No.: SAS No.: SDG NO.: 209026

Matrix (soil/water): WATER Lab Sample ID: 209026-002-002-1/

Level (low/med): LOW Date Received: 05-SEP-02

Concentration Units (ug/L or mg/kg dry weight): µG/L

CAS No.	Analyte	Concentration	C	Q	M
7440-38-2	Arsenic	3.4	U		P

Color Before: COLORLESS Clarity Before: CLEAR Texture:

Color After: COLORLESS Clarity After: CLEAR Artifacts:

Comments:

GPL Laboratories, LLLP

TOTAL METALS

-1-

INORGANIC ANALYSIS DATA SHEET

SAMPLE NO.

OU5-CSA-6-4221(43)-EB01

Contract:

Lab Code: Case No.: SAS No.: SDG NO.: 211042

Matrix (soil/water): WATER Lab Sample ID: 211042-001-001-1/

Level (low/med): LOW Date Received: 08-NOV-02

Concentration Units (ug/L or mg/kg dry weight): µG/L

CAS No.	Analyte	Concentration	C	Q	M
7440-38-2	Arsenic	3.4	U		P

Color Before: Clarity Before: Texture:

Color After: Clarity After: Artifacts:

Comments:

TOTAL METALS
-1-
INORGANIC ANALYSIS DATA SHEET

SAMPLE NO.

OU5-CSA-6-4301-EB01

Contract:

Lab Code: Case No.: SAS No.: SDG NO.: 212136

Matrix (soil/water): WATER Lab Sample ID: 212136-001-001-1/

Level (low/med): LOW Date Received: 19-DEC-02

Concentration Units (ug/L or mg/kg dry weight): µG/L

CAS No.	Analyte	Concentration	C	Q	M
7440-38-2	Arsenic	3.8	U		P

Color Before: COLORLESS Clarity Before: CLEAR Texture:

Color After: COLORLESS Clarity After: CLEAR Artifacts:

Comments:

TOTAL METALS
-1-
INORGANIC ANALYSIS DATA SHEET

SAMPLE NO.

OU5-CSA-6-4301-EB02

Contract:

Lab Code: Case No.: SAS No.: SDG NO.: 212136

Matrix (soil/water): WATER Lab Sample ID: 212136-002-002-1/

Level (low/med): LOW Date Received: 19-DEC-02

Concentration Units (ug/L or mg/kg dry weight): µG/L

CAS No.	Analyte	Concentration	C	Q	M
7440-38-2	Arsenic	3.8	U		P

Color Before: COLORLESS Clarity Before: CLEAR Texture:

Color After: COLORLESS Clarity After: CLEAR Artifacts:

Comments:

TOTAL METALS
-1-
INORGANIC ANALYSIS DATA SHEET

SAMPLE NO.

OU5-CSA-12-5063LR-EB01

Contract:

Lab Code: Case No.: SAS No.: SDG NO.: 212149

Matrix (soil/water): WATER Lab Sample ID: 212149-001-001-1/

Level (low/med): LOW Date Received: 20-DEC-02

Concentration Units (ug/L or mg/kg dry weight): µG/L

CAS No.	Analyte	Concentration	C	Q	M
7440-38-2	Arsenic	3.8	U		P

Color Before: COLORLESS Clarity Before: CLEAR Texture:

Color After: COLORLESS Clarity After: CLEAR Artifacts:

Comments:

TOTAL METALS
-1-
INORGANIC ANALYSIS DATA SHEET

SAMPLE NO.
OU5-CSA-12-5063LR-EB02

Contract:

Lab Code: Case No.: SAS No.: SDG NO.: 212149

Matrix (soil/water): WATER Lab Sample ID: 212149-002-002-1/

Level (low/med): LOW Date Received: 20-DEC-02

Concentration Units (ug/L or mg/kg dry weight): µG/L

CAS No.	Analyte	Concentration	C	Q	M
7440-38-2	Arsenic	3.8	U		P

Color Before: COLORLESS Clarity Before: CLEAR Texture:

Color After: COLORLESS Clarity After: CLEAR Artifacts:

Comments:

TOTAL METALS
-1-
INORGANIC ANALYSIS DATA SHEET

SAMPLE NO.

OU5-CSA-12-5063LR-EB03

Contract:

Lab Code: Case No.: SAS No.: SDG NO.: 212149

Matrix (soil/water): WATER Lab Sample ID: 212149-003-003-1/

Level (low/med): LOW Date Received: 20-DEC-02

Concentration Units (ug/L or mg/kg dry weight): µG/L

CAS No.	Analyte	Concentration	C	Q	M
7440-38-2	Arsenic	3.8	U		P

Color Before: COLORLESS Clarity Before: CLEAR Texture:

Color After: COLORLESS Clarity After: CLEAR Artifacts:

Comments:

TOTAL METALS
-1-
INORGANIC ANALYSIS DATA SHEET

SAMPLE NO.

OU5-CSA-12-5063LR-EB04

Contract:

Lab Code: Case No.: SAS No.: SDG NO.: 212149

Matrix (soil/water): WATER Lab Sample ID: 212149-004-004-1/

Level (low/med): LOW Date Received: 20-DEC-02

Concentration Units (ug/L or mg/kg dry weight): µG/L

CAS No.	Analyte	Concentration	C	Q	M
7440-38-2	Arsenic	3.8	U		P

Color Before: COLORLESS Clarity Before: CLEAR Texture:

Color After: COLORLESS Clarity After: CLEAR Artifacts:

Comments:

OU-5 SAMPLING FOR THE PERIOD

12/23/02 TO 5/21/03

(REPORT NO. 12)

OU-5 SAMPLES COLLECTED FROM 12/23/02 TO 5/21/03 (REPORT No. 12)

(ordered by date)

SAMPLE ID	SAMPLE DATE	SDG No.
OU5-CSA-12-4934-RP-1	2/6/2003	302040
OU5-CSA-12-4934RP-2	2/6/2003	302040
OU5-CSA-12-4934RP-DUP118	2/6/2003	302040
OU5-CSA-5-4441VP1	3/13/2003	303081
OU5-CSA-5-4441VP2	3/13/2003	303081
OU5-CSA-4-4632TS-1	5/21/2003	305134
OU5-CSA-4-4632TS-2	5/21/2003	305134

QUALITY ASSURANCE SUMMARY REPORT (NO. 12) FOR SAMPLES ASSOCIATED WITH SPRING VALLEY OU-5 SAMPLING

SAMPLING FROM DECEMBER 23, 2002 THROUGH MAY 21, 2003

OVERVIEW

This data validation summary report covers environmental soil and associated aqueous equipment blank samples collected from Spring Valley OU-5 locations between December 23, 2002 and May 21, 2003. The samples are identified by Sample Delivery Groups (SDGs). An SDG represents the group of samples that were prepared, analyzed and reported together (i.e., the analytical batch) with common laboratory QC samples. The sampling period covered in this report includes SDGs 302040, 302041, 303081 and 305134, as shown on the previous table.

The samples were analyzed for arsenic only. Soil samples for arsenic analysis were prepared by method SW 846 3050B and analyzed by method SW 846 6010B. Aqueous samples for arsenic analysis were prepared by method SW 846 3010B and analyzed by method SW 846 6010B.

All work was performed in accordance with the Work Management Plan (WMP) prepared by Parsons. The WMP included a Quality Assurance Project Plan (QAPjP), which was also prepared and approved for use to ensure generation of legally defensible data. General Physics Laboratories of Gaithersburg, Maryland, following procedures outlined in the QAPjP, performed all analyses.

The samples discussed in this report are listed in the table.

EVALUATION CRITERIA

The data submitted by the laboratory has been reviewed and validated following the guidelines described in the QAPjP and consistent with Region III modifications to the USEPA Functional Guidelines for Evaluating Inorganic Data. All information included in the data packages have been reviewed and validated including sample results, laboratory quality control results, chain-of-custody forms and all supporting raw data.

This report addresses only those QA/QC problems affecting the usability of the data. A discussion of data validation qualifiers (flags) applied to the data and reasons for the qualifiers is also presented.

Deviations from the QAPjP or the analytical methods and a discussion of the overall usability of the data are also presented in the summary section. The organization of the validated data summary tables and supporting appendices are also discussed in the summary section. QC problems leading to qualifying of data as unusable or rejected are presented in the Major Problems section. QA/QC problems leading to qualifying of data as usable as qualified are presented in the Minor Problems section. Issues or problems not leading to qualifying of data are presented in the notes section.

SUMMARY

This section discusses deviations from the QAPjP, other laboratory problems, QC problems leading to qualifying of data as rejected, estimated or not detected, and the overall usability of the data.

The samples were collected, prepared and analyzed following the procedures described in the QAPjP. All samples were prepared and analyzed within the specified holding times using the EPA-approved analytical procedures. The types and number of field and laboratory QC samples collected and analyzed met the QA objectives specified in the QAPP.

No major QC problems were found during validation of the data. No reported results have been qualified as unusable or rejected. All reported results should be considered usable as qualified in the data tables for the purposes of this project. The

overall completeness for the sampling event is 100 percent since no reported data have been rejected based on data validation.

Arsenic was detected in each of the soil samples but not in the equipment blank. No QC problems were found during validation of the data. No validation qualifier was applied during validation.

A summary of all detections is presented in Table 1 of Appendix A. A summary of the results for the soil duplicate samples is presented in Table 2 (Appendix A). A glossary of the validation qualifiers is presented in Appendix B. Supporting laboratory documentation is presented in Appendix C (by SDG).

MAJOR PROBLEMS

No major problems were found during validation of the data for this sampling event. No reported laboratory results have been qualified as unusable or rejected. All reported results should be considered usable as qualified in this report.

MINOR PROBLEMS

No minor problems were found during validation of the data. No validation qualifier was added during validation.

Notes

One equipment blank was collected in support of the soil samples. The blank was analyzed for arsenic only. The equipment blank is free of contamination. Supporting laboratory documentation for the equipment blank is presented in Appendix C.

All method blanks analyzed in support of the samples are free of contamination. Laboratory documentation for the method blanks is presented in Appendix C.

One matrix spike/matrix spike duplicate (MS/MSD) sample (OU5-CSA-12-4934RP-2) was collected and analyzed in support of the samples. No accuracy or precision MS/MSD outliers were reported for the MS/MSD sample. Laboratory QC summary forms for the MS/MSD samples are presented in Appendix C.

Several non Spring Valley samples were analyzed as internal MS/MSD samples associated with SDGs 302041, 302081 and 305134. No decisions were made based on data for these MS/MSDs.

A soil duplicate was collected in support of the samples. Sample OU5-CSA-12-4934RP-DUP118 is a duplicate of sample OU5-CSA-12-4934RP-2. There was excellent precision (RPD 14.3%) between the results (2.6 and 3 mg/kg respectively) for the duplicates (see Table 2, Appendix A). Laboratory documentation for the duplicate samples is presented in Appendix C.

APPENDIX A

SUMMARY OF DETECTIONS TABLE

- **TABLE 1 – SUMMARY OF DETECTIONS**

- **TABLE 2 – SUMMARY OF RESULTS FOR SOIL FIELD DUPLICATES**

TABLE 1 (APPENDIX A)
SUMMARY OF DETECTIONS FOR SPRING VALLEY OU-5 SAMPLES COLLECTED BETWEEN DECEMBER 23, 2002 AND MAY 21, 2003
(All detections were for arsenic)

LABSAMPID	SAMPLE ID	SAMPLE DATE	ARSENIC RESULT (mg//kg)	EPA FLAGS	DV QUAL	DILFAC
302040-001	OU5-CSA-12-4934-RP-1	2/6/2003	3.8			1
302040-002	OU5-CSA-12-4934RP-2	2/6/2003	3			1
302040-003	OU5-CSA-12-4934RP-DUP118	2/6/2003	2.6			1
303081-001	OU5-CSA-5-4441VP1	3/13/2003	3.9			1
303081-002	OU5-CSA-5-4441VP2	3/13/2003	4.7			1
305134-001	OU5-CSA-4-4632TS-1	5/21/2003	5.8			1
305134-002	OU5-CSA-4-4632TS-2	5/21/2003	4			1

TABLE 2 (APPENDIX A)
SUMMARY OF RESULTS FOR SOIL FIELD DUPLICATES FOR SPRING VALLEY OU-5 SAMPLES COLLECTED BETWEEN DECEMBER 23, 2002 AND MAY 21, 2003

SDG No.	SAMPLE ID	FIELD DUPLICATE SAMPLE ID	ARSENIC SAMPLE RESULT(mg/kg)	MATCHING FLD DUP SAMPLE RESULT	RPD(%)
302040	OU5-CSA-12-4934RP-2	OU5-CSA-12-4934RP-DUP118	3	2.6	14.3

NOTES: RPD is relative percent difference as a measure of precision. The project precision objective is less than 50%.

APPENDIX B

GLOSSARY OF DATA VALIDATION QUALIFIERS

U the analyte was analyzed for and is not present. The associated numerical value (Method Detection Limit – MDL) indicates the minimum concentration that can be measured by the instrument with 99% confidence. The 'J' qualifier may be combined with the 'U' qualifier.

J the analyte was analyzed for and was detected in the samples, but the reported result is 'estimated' either because it is less than the PQL or at least one minor QA/QC problem was found during validation. Data with the 'J' qualifier is considered usable for most decision-making purposes, including risk assessment. The 'J' qualifier may be combined with the 'K' (high bias) or 'L' (low bias) qualifier when the bias resulting from a minor QA/QC problem can be determined. When combined (with the 'K' or 'L' qualifier, the 'J' qualifier indicates the reported value is less than the PQL.

K the analyte was detected in the sample. The reported result is considered estimated and may be biased high, due to a minor QA/QC problem. The true concentration of arsenic present in the sample may be lower than the reported result. The data is considered 'estimated' and usable for most decision-making purposes, including risk assessment.

L the analyte was detected in the sample. The reported result is considered estimated and may be biased low due to a minor QA/QC problem. The true concentration of arsenic present in the sample may be higher than the reported result. The data is considered estimated and usable for most decision-making purposes, including risk assessment.

UL the analyte was not detected in the sample. The reported PQL is considered estimated and may be biased low due to a minor QA/QC problem. The true PQL may be higher than the reported detection limit. The data as reported and qualified is considered usable for most decision-making purposes, including risk assessment.

UJ A combination of the "U" and "J" flags. The analyte was analyzed for but was not detected. The reported MDL is considered ‘estimated’ and has been qualified due to a minor QA/QC problem found during validation.

R the reported result has been qualified as unusable due to a major QA/QC problem found during validation. This flag does not address the presence or absence of the analyte of concern rather it addresses one or more major QA/QC problems associated with the reported result. If the analyte qualified is critical to the project, resampling and reanalysis of the qualified result may be required.

D Result reported from diluted sample run. The original analysis of the sample required a dilution because of matrix interferences (due mainly to high levels of iron) in the sample. The sample was rerun at a dilution to obtain a more reliable result. The reported result has been adjusted to reflect the dilution factor. The reported result should be considered ‘estimated’ and usable for most decision-making purposes, including risk assessment.

B this flag indicates the reported result is greater than the method detection limit (MDL) but less than 5 times (5X) the amount found in an associated field or laboratory blank. The reported result should be considered ‘estimated’ and may be biased high due to the blank contamination. The true concentration of arsenic in the sample may be lower than the reported result. This qualifier may be combined with the ‘J’ qualifier to indicate the reported value is less than the PQL.

MDL the minimum concentration of an analyte that can be measured and reported with 99% confidence that the analyte concentration is greater than zero. The MDL is determined by multiplying the appropriate one-sided 99% t- statistic by the standard deviation obtained from the analysis of seven replicates of a matrix spike containing the analyte of interest at a concentration three to five times the estimated MDL. For seven replicates, the t-statistic is 3.143.

PQL the lowest concentration that can be reliably achieved within specified limits of precision and accuracy during routine laboratory conditions. The PQL is generally 5 to 10 times the MDL. However, it may be nominally chosen within these guidelines to simplify data reporting. For many analytes the PQL is selected as the lowest non-zero standard in the calibration curve.

APPENDIX C

LABORATORY SUPPORTING DOCUMENTATION (BY SDG)

ATTACHMENT 1

SDG 302040 LABORATORY DOCUMENTATION

GPL

Laboratories

CASE NARRATIVE

CLIENT: PARSONS ENGINEERING SCIENCE
PROJECT/SITE: SPRING VALLEY OU-5
WORK ORDER(S): 302040
REVIEW DATE: 02/13/03

The Case Narrative, Chain of Custody, Sample Receipt Checklist, and the cover page of the Sample Analysis Report, are integral parts of GPL Laboratories' report package. If you did not receive all of these documents, please contact GPL immediately.

Sample Receipt

Three soil samples were received on 02/06/2003. The samples were delivered by GPL courier. Sample receipt conditions and temperatures are documented on the Sample Receipt Checklist.

Sample Analysis

Samples were prepared and analyzed by GPL using the analytical methodologies indicated on the Sample Analysis Summary Report. In some chromatographic analyses, manual integration is used instead of automated integration because it produces more accurate results. All manual integrations are denoted on the sample quantitation report as "m".

Metals

1. Three soil samples were analyzed for arsenic by EPA SW846 methods.
2. A matrix spike, duplicate, and serial dilution were performed on sample OU5-CSA-12-4934RP-2. They were within the control limits.
3. Calibration standards are verified against independent check standards purchased from a commercial vendor of environmental standards.
4. All GPL QA/QC criteria were met.

Project Manager

Lab Director

GPL LABORATORIES, LLP
ANALYTICAL RESULTS

Project Name : Spring Valley OU-5

Date Printed: February 13, 2003

GPL ID	Client ID
302040-001-001-1/1	OU5-CSA-12-4934RP-1
302040-002-002-1/1	OU5-CSA-12-4934RP-2
302040-003-003-1/1	OU5-CSA-12-4934RP-DUP118

GPL LABORATORIES, LLLP

Qualifier Definitions

U = Indicates that the compound was analyzed for but not detected at or above the reporting limit

Organics:

B = Indicates that the analyte was found in the associated blank as well as in the sample

D = Indicates that the analyte was reported from a diluted analysis

E = Indicates that the concentration detected exceeded the calibration range of the instrument

J = Value is less than the reporting limits but greater than the MDL

P = Indicates that there is greater than 25% difference for detected pesticide/Aroclor results between the two GC columns

Metals:

B = Indicates that the reported value was less than the reporting limit but greater than or equal to the IDL/MDL

E = Indicates that reported value is estimated because of the possible presence of interference (i.e., the serial dilution not within control limits)

H = Indicates that the element was found in the associated blank as well as in the sample and the value is greater than or equal to the reporting limit

N = Spiked sample recovery not within control limits

* = Duplicate analysis not within control limits

GPL Laboratories

GPL LABORATORIES
202 Perry Parkway
Gaithersburg, MD 20877
(301) 926-6802

CHAIN OF CUSTODY

DATE: 2/6/03

COC #:

PAGE: 1 OF 1

GPL Project Manager:	D. Griffith	Persons Project Contact:	Tom Bachovchin	Site:	Spring Valley Expanded Sx	Disposal Instructions:	LAB
Project Name:	Spring Valley	Phone Number:	703.934.2345	Address	Fed.Property, 5201 Littlefalls Rd	Shipment Method:	COURIER
Project Number:	740144	Purchase Order No.:			Washington, DC 20016	Waybill Number	NA

Comments: H=Hold Analysis Request X=Analyze

Preservatives and Containers: 4 oz; 500mL plastic

Sample Information / Methods for Analysis / RUSH

No.	LAB Sample ID	Date Sampled	Time Sampled	Matrix	Sampler's Initials	Arsenic (SW846 3050B/6010B)	Arsenic (SW846 3050B/6010B)	RUSH	RUSH	RUSH	RUSH	QC (MS/MSD)	TOTAL BOTTLES
1	OU5-CSA-12-4934RP-1	2/6/03	0900	SOIL	EC, JT	X							1
2	OU5-CSA-12-4934RP-2	2/6/03	0910	SOIL	EC, JT	X						X	1
3	OU5-CSA-12-4934RP-DUP118	2/6/03	1400	SOIL	EC, JT	X							1
4	OU5-CSA-12-4934RP-EB118	2/6/03	1000	AQ	EC, JT		X						1

MS/MSD118

Relinquished By: ERIC CHENG	Date: 2/6/03	Time: 1400	For Lab Use
Received By:	Date:	Time:	GPL WORK ORDER #: 702040
Relinquished By:	Date:	Time:	
Received By:	Date:	Time:	
Received By (LAB): Charlie	Date: 2/6/03	Time: 2:20	

GPL Laboratories, LLLP

Figure 1
SAMPLE RECEIPT CHECKLIST

W.O. No: 302040

Client Name: Parson ES

Date Received: 2/6/03

Time Received: 2:20

Received By: Charlie

Carrier Name: GPL

Prepared (Logged In) By: [illegible] 2/6/03
Initials Date

Project:

Site:

VOA Holding Blank I.D. No:

	YES	NO
Airbill/Manifest Present?		✓
No.		
Shipping Container In Good Condition?	✓	
Custody Seals Present on Shipping Container?		✓
Condition: Broken ____ Intact-not dated or signed ____ Intact-dated and signed ____		
Usage of Tamper Evident Type		✓
Chain-of-Custody Present?	✓	
Chain-of-Custody Agrees with Sample Labels?	✓	
Chain-of-Custody Signed?	✓	
Packing Present in Shipping Container? Type of Packing ____		✓
Custody seals on Sample Bottles? Condition: Good ____ Broken ____		✓
Total Number of Sample Bottles 3		
Total Number of Samples 3		
Samples Intact?	✓	
Sufficient Sample Volume for Indicated Test?	✓	

	YES	NO
Trip Blanks: No. of Sets ____		✓
Field Blanks: No. of Sets ____		✓
Equip. Blank: No. of Sets ____		✓
Field Duplicate: No. of Sets ____		✓
MS/MSD: No of Sets ____	✓	
VOA Vials Have Zero Headspace?		✓
Preservatives Added to Sample?		✓
pH Check Required?		✓
Performed By? ____		✓
Ice Present In Shipping Container?		✓

Container #	Temp.	Container #	Temp.

Project Manager Contacted?
Name: Bobbie
Date Contacted: 2/6/03

Any NO response must be detailed in the comments section below. If items are not applicable to particular samples or contracts, they should be marked N/A/

COMMENTS:

Checklist Completed By: Charlie

Date: 2/6/03

SOP No: F.2V11

GPL - Maryland Laboratory

Metals Data Reporting Form

Sample Results SDG: 302040

Lab Sample ID: S 302040-001-001-1/1 **Client ID:** OU5-CSA-12-4934RP-1

Matrix: Soil **Units:** mg/kg **Prep Date:** 2/07/03 **Prep Batch:** 59058

Weight: 1.53 **Volume:** 100 **Percent Moisture:** 36.26

Element	WL/ Mass	IDL	Report Limit	Conc	Q	DF	Instr	Anal Date	Anal Time
Arsenic	189.04	0.52	2.1	3.8		1	ICPST	2/11/03	1:19

Comments: Sample Date: 02/06/03 Sample Time: 09:00 AM Color(Before): BROWN Color(After): YELLOW Clarity(After): CLEAR Texture: MEDIUM

E Serial dilution percent difference not within limits

U Result is less than the IDL

Form 1 Equivalent

GPL - Maryland Laboratory

Metals Data Reporting Form

Sample Results **SDG:** 302040

Lab Sample ID: S 302040-002-002-1/1 **Client ID:** OU5-CSA-12-4934RP-2

Matrix: Soil **Units:** mg/kg **Prep Date:** 2/07/03 **Prep Batch:** 59058

Weight: 1.33 **Volume:** 100 **Percent Moisture:** 28.86

Element	WL/ Mass	IDL	Report Limit	Conc	Q	DF	Instr	Anal Date	Anal Time
Arsenic	189.04	0.54	2.1	3.0		1	ICPST	2/11/03	1:26

Comments: Sample Date: 02/06/03 Sample Time: 09:10 AM Color(Before): BROWN Color(After): YELLOW Clarity(After): CLEAR Texture: MEDIUM

E Serial dilution percent difference not within limits

U Result is less than the IDL

Form 1 Equivalent

GPL - Maryland Laboratory

Metals Data Reporting Form

Sample Results SDG: 302040

Lab Sample ID: S 302040-003-003-1/1 **Client ID:** OU5-CSA-12-4934RP-DUP118

Matrix: Soil **Units:** mg/kg **Prep Date:** 2/07/03 **Prep Batch:** 59058

Weight: 1.50 **Volume:** 100 **Percent Moisture:** 30.62

Element	WL/ Mass	IDL	Report Limit	Conc	Q	DF	Instr	Anal Date	Anal Time
Arsenic	189.04	0.49	1.9	2.6		1	ICPST	2/11/03	2:21

Comments: Sample Date: 02/06/03 Sample Time: 02:00 PM Color(Before): BROWN Color(After): YELLOW Clarity(After): CLEAR Texture: MEDIUM

E Serial dilution percent difference not within limits
U Result is less than the IDL

Form 1 Equivalent

GPL - Maryland Laboratory

Metals Data Reporting Form

Initial Calibration Verification Standard **SDG:** 302040

Instrument: ICPST **Units:** ug/L

Chart Number: 030210V.ARC **Acceptable Range:** 90% - 110%

Standard Source: ~~HIGH PURITY~~ Absolute 10 2/13/03 **Standard ID:**

Element	WL/ Mass	True Conc	IVICV 2/10/03 1:43 PM Found	% Rec	Found	% Rec	Found	% Rec	Found	% Rec	Found	% Rec
Arsenic	189.042	400.0	418.83	104.7								

Form 2A Equivalent

GPL - Maryland Laboratory

Metals Data Reporting Form

Continuing Calibration Verification

SDG: 302040

Instrument: ICPST

Units: ug/L

Chart Number: 030210V.ARC

Acceptable Range: 90% - 110%

Standard Source: HIGH PURITY

Standard ID:

Element	WL/ Mass	True Conc	CVCCV 2/10/03 1:58 PM		CVCCV3 2/10/03 3:09 PM		CVCCV3 2/10/03 4:48 PM		CVCCV3 2/10/03 6:21 PM		CVCCV4 2/10/03 7:54 PM	
			Found	% Rec	Found	% Rec	Found	% Rec	Found	% Rec	Found	% Rec
Arsenic	189.042	1000.0	1004.97	100.5	999.83	100.0	1002.32	100.2	1013.46	101.3	1026.43	102.6

Form 2A Equivalent

GPL - Maryland Laboratory

Metals Data Reporting Form

Continuing Calibration Verification **SDG:** 302040

Instrument: ICPST **Units:** ug/L

Chart Number: 030210V.ARC **Acceptable Range:** 90% - 110%

Standard Source: HIGH PURITY **Standard ID:**

Element	WL/ Mass	True Conc	CVCCV4 2/10/03 9:27 PM		CVCCV4 2/10/03 10:59 PM		CVCCV5 2/11/03 12:32 AM		CVCCV5 2/11/03 2:05 AM		CVCCV5 2/11/03 2:52 AM	
			Found	% Rec	Found	% Rec	Found	% Rec	Found	% Rec	Found	% Rec
Arsenic	189.042	1000.0	1026.27	102.6	1038.68	103.9	1058.25	105.8	1061.59	106.2	1062.09	106.2

GPL - Maryland Laboratory

Metals Data Reporting Form

Contract Required Detection Limit Standard **SDG:** 302040

Instrument: ICPST **Units:** ug/L

Chart Number: 030210V.ARC **Acceptable Range:** 50% - 150%

Standard Source: HIGH PURITY **Standard ID:**

Element	WL/ Mass	True Conc	OWCHECK(PQL 2/10/03 2:12 PM									
			Found	% Rec	Found	% Rec	Found	% Rec	Found	% Rec	Found	% Rec
Arsenic	189.042	20.0	20.48	102.4								

GPL - Maryland Laboratory

Metals Data Reporting Form

Initial Calibration Blank Results

SDG: 302040

Instrument: ICPST

Units: ug/L

Chart Number: 030210V.ARC

Standard Source: _____

Standard ID: _____

Element	WL/ Mass	Report Limit	BHCB 2/10/03 1:50 PM									
			Found	Q	Found	Q	Found	Q	Found	Q	Found	Q
Arsenic	189.042	20	5.1	U								

5.04.5

U Result is less than the IDL
B Result is between IDL and RL

Form 3 Equivalent

GPL - Maryland Laboratory

Metals Data Reporting Form

Preparation Blank Results **SDG:** 302040

Lab Sample ID: BLK59058

Matrix: Soil **Units:** mg/kg **Prep Date:** 2/07/03 **Prep Batch:** 59058

Weight: 1.00 **Volume:** 100 **Percent Moisture:** NA

Element	WL/ Mass	IDL	Report Limit	Conc	Q	DF	Instr	Anal Date	Anal Time
Arsenic	189.042	0.51	2.0	0.51	U	1	ICPST	2/11/03	1:03

Comments: Clarity(After): CLEAR Texture: FINE

U Result is less than the IDL
B Result is between IDL and RL

Form 3 Equivalent

GPL - Maryland Laboratory

Metals Data Reporting Form

Continuing Calibration Blank Result **SDG:** 302040

Instrument: ICPST **Units:** ug/L

Chart Number: 030210V.ARC

Standard Source: _____ **Standard ID:** _____

Element	WL/ Mass	Report Limit	BCCCB 2/10/03 2:05 PM		BCCCB3 2/10/03 3:17 PM		BCCCB3 2/10/03 4:56 PM		BCCCB3 2/10/03 6:29 PM		BCCCB4 2/10/03 8:02 PM	
			Found	Q	Found	Q	Found	Q	Found	Q	Found	Q
Arsenic	189.042	20	5.1	U	5.1	U	5.1	U	5.1	U	5.1	U

U Result is less than the IDL
B Result is between IDL and RL

Form 3 Equivalent

GPL - Maryland Laboratory

Metals Data Reporting Form

Continuing Calibration Blank Result **SDG:** 302040

Instrument: ICPST **Units:** ug/L

Chart Number: 030210V.ARC

Standard Source: _____ **Standard ID:** _____

Element	WL/ Mass	Report Limit	BCCCB4 2/10/03 9:34 PM		BCCCB4 2/10/03 11:07 PM		BCCCB5 2/11/03 12:40 AM		BCCCB5 2/11/03 2:13 AM		BCCCB5 2/11/03 2:59 AM	
			Found	Q	Found	Q	Found	Q	Found	Q	Found	Q
Arsenic	189.042	20	5.1	U	5.1	U	5.1	U	5.1	U	5.1	U

U Result is less than the IDL
B Result is between IDL and RL

Form 3 Equivalent

GPL - Maryland Laboratory

Metals Data Reporting Form

Interference Check Standard A

SDG: 302040

Instrument: ICPST

Units: ug/L

Chart Number: 030210V.ARC

Acceptable Range: 80% - 120%

Standard Source: HIGH PURITY

Standard ID:

Element	WL/ Mass	Reporting Limit	True Conc	IAICSAI 2/10/03 2:44 PM Found	Found	Found	Found	Found
Arsenic	189.042	20		2				

U Result is less than the IDL

B Result is between IDL and RL

Form 4 Equivalent

GPL - Maryland Laboratory

Metals Data Reporting Form

Interference Check Standard AB **SDG:** 302040

Instrument: ICPST **Units:** ug/L

Chart Number: 030210V.ARC **Acceptable Range:** 80% - 120%

Standard Source: HIGH PURITY **Standard ID:**

Element	WL/ Mass	True Conc	IBICSABI 2/10/03 2:52 PM Found	% Rec	Found	% Rec	Found	% Rec	Found	% Rec	Found	% Rec
Arsenic	189.042	100	103.6	103.6								

5.04.5

NC Percent recovery was not calculated
U Result is less than the IDL
B Result is between IDL and RL

Form 4 Equivalent

GPL - Maryland Laboratory

Metals Data Reporting Form

Matrix Spike Sample Results SDG: 302040

Spike Sample ID: SP302040-002-002-1/1

Original Sample ID: S 302040-002-002-1/1 **Client ID:** OU5-CSA-12-4934RP-2

Matrix: Soil **Units:** mg/kg **Prep Date:** 2/07/03 **Prep Batch:** 59058

Weight: 1.57 **Volume:** 100 **Percent Moisture:** 28.86

Element	WL/ Mass	OS Conc	Q	MS Conc	Q	Spike Level	% Rec	OS DF	MS DF	Instr	OS Anal Date	OS Anal Time	MS Anal Date	MS Anal Time
Arsenic	189.0	3.0		11.2		8.9534	92.2	1	1	ICPST	2/11/03	1:26	2/11/03	1:42

Comments: Sample Date: 02/06/03 Sample Time: 09:10 AM Color(Before): BROWN Color(After): YELLOW Clarity(After): CLEAR Texture: MEDIUM

5.04.5

NC Percent recovery was not calculated
* Duplicate analysis RPD was not within limits
E Serial dilution percent difference not within limits
U Result is less than the IDL

Form 5A Equivalent

GPL - Maryland Laboratory

Metals Data Reporting Form

Sample Duplicate RPD Report **SDG:** 302040

Duplicate Sample ID: D 302040-002-002-1/1

Original Sample ID: S 302040-002-002-1/1 **Client ID:** OU5-CSA-12-4934RP-2

Matrix: Soil **Units:** mg/kg **Prep Date:** 2/07/03 **Prep Batch:** 59058

Weight: 1.40 **Volume:** 100 **Percent Moisture:** 28.86

Element	WL/ Mass	OS Conc	Q	Dupe Conc	Q	% RPD	OS DF	Dupe DF	Instr	OS Anal Date	OS Anal Time	Dupe Anal Date	Dupe Anal Time
Arsenic	189.042	3.0		2.8		4.5	1	1	ICPST	2/11/03	1:26	2/11/03	1:34

5.04.5

* Duplicate analysis RPD was not within limits

U Result is less than the IDL

B Result is between IDL and RL

Form 6 Equivalent

GPL - Maryland Laboratory

Metals Data Reporting Form

Laboratory Control Sample Results **SDG:** 302040

Lab Sample ID: BKS59058

Matrix: Soil **Units:** mg/kg **Prep Date:** 2/07/03 **Prep Batch:** 59058

Weight: 1.00 **Volume:** 100 **Percent Moisture:** NA

Element	WL/ Mass	Spike Level	Conc	Percent Recovery	Q	Range	DF	Instr	Anal Date	Anal Time
Arsenic	189.042	10.0	9.7	96.7		80-120	1	ICPST	2/11/03	1:11

Comments: Clarity(After): CLEAR

NC Percent recovery was not calculated
U Result is less than the IDL

Form 7 Equivalent

GPL - Maryland Laboratory

Metals Data Reporting Form

Serial Dilution RPD Report **SDG:** 302040

Serial Dilution Sample ID: SE302040-002-002-1/1

Original Sample ID: S 302040-002-002-1/1 **Client ID:** OU5-CSA-12-4934RP-2

Matrix: Soil **Units:** mg/kg **Prep Date:** 2/07/03 **Prep Batch:** 59058

Weight: 1.33 **Volume:** 100 **Percent Moisture:** 28.86

Element	WL/ Mass	OS Conc	Q	Serial Dilution Conc	Q	Percent Diff	OS DF	Ser Dil DF	Instr	OS Anal Date	OS Anal Time	Ser Dil Anal Date	Ser Dil Anal Time
Arsenic	189.042	3.0		3.2	B	6.7	1	5	ICPST	2/11/03	1:26	2/11/03	1:57

Comments: Sample Date: 02/06/03 Sample Time: 09:10 AM Color(Before): BROWN Color(After): YELLOW Clarity(After): C

5.04.5

E Serial dilution percent difference not within limits

U Result is less than the IDL

B Result is between IDL and RL

Form 9 Equivalent

GPL Laboratories, LLLP | **ICP ANALYSIS LOG** | *Document Control No: GP_M_104*

Instrument ID: Trace	Inst. Method: TRACE V8	Nebulizer:
Profile: 0.0124	Intensity: 16244	At Setting: 303

Analytical Batch No: 030210V

Workorder	Project/SDG #	Prep. Seq.	Batch #	Matrix s/w/e	Prep. Date	Method	Dil.	Comments
302042	TETRATECH	59056	152	S	2.7.03	3050		
MDL			150	↓	2.6.03	↓		BLK(150): Sn
301101	ABSOLUTE					200.7		
301103	↓				↓	↓		
301105	APG				1.31.03	6010		
302036	OHIO EPA	59060	154	W	2.7.03	3010		
302020	↓	↓	↓	↓	↓	↓		
302014	ENV. PARTNERS							
302041	PARSONS	↓	↓	↓		↓		
302040	↓	59058	153	S	↓	3050		
		2.11.03						

Source Solution Numbers				Post Digestion Spikes
Stds.	Number	Stds.	Number	Spike 9.9 mls of sample with 0.1 mls of 19542
S0	057-127-10	ICV	21353	Samples:
S1	21350	CCV	21673	302042-003-037-1/2
S2	21351	ICSA	21674	302036-001-009-1/1
S3	21582	ICSAB	21675	302040-002-002-1/1
S4	-	CRI	21676	
S5	-	Low Ck	21360	
Ints	21677	LR	21427	

Analyst: [signature] Date: 2.11.03 Reviewed: [signature] Date: 2/11/03

GPL Laboratories, LLLP *Document Control No: GP_M_105*

Metals Preparation & Sample Description Log

Date 02-07-03 Prep: 200.7 / 3005A / 3020A / (3050B) / 3010A / ILC03.1 / ILM04.1 / ILM05.2 Batch No: 105 153

Analyst: MSI Comments: MOD BLOCK DIGESTION (Soil)

Reviewed by: AD Date: 2/11/03 Spike Witness: KC Prep. Seq: 59058

	GPL Work Order No.	Sample	Frac	SIZE mL (g)	Final Vol. (mL)	Matrix S, W Other	Color Before R, Bl, Y, G, O, V, W, Colorless, Br, Grey, Bk.	Color After	Clarity Before or Soil Texture	Clarity After Clear, Cloudy, Opaque	Soil Artifacts or Water pH
1	BLK	153		1.00	100	S				Clear	–
2	BKS	153		1.00							–
3	302040	001	-001-1	1.53		Soil	Brown	Yellow	Medium		–
4		002	-002-1	1.33							
5		DUP		1.40							
6		SPK		1.57							
7		003	-003-1	1.50							
8											
9											
10											
11											
12											
13											
14											
15											
16											
17											
18											
19											
20										R	
21											
22											
23											
24											

02-07-03

MU

LCS ID / Amt. Added (ml, g): 0.2 ml (17654, 17656, 17657)	HNO3(1+1) ID: GP-057-145-02
Spiking ID / Amt Added (ml): 0.2 ml (17654, 17656, 17657)	HNO3(conc) ID: GP-057-006-14
	HCl(conc) ID: GP-057-006-13
Temperature, C: 94°C	HCl(1+1) ID: –
	Peroxide ID: GP-057-006-12

GPL Laboratories, LLP

Document Control No: GP_W_208

PERCENT SOLIDS DETERMINATION LOG

Method Title: %Solids
Method Reference: OLMO4.2 / ASTM D2216

Analyst: Ros
Reviewed By / Date: _____

Analytical Balance ID: Mettler AE 240 #59000
Drying Oven Temp Maintained at 103-105C:
Time In (Oven): 6:30PM Temp 103°C Date: 2-11-03
Time Out (Oven): 9:30AM Temp 104°C Date: 2-12-03
Dessicator Temp: 22°C Dessicator % Humidity (<20%): 12%

W.O.#	Frac.	Client ID	Weight of Dish	Weight of wet Sample + Dish	Weight of dry Sample +Dish	DUP RPD <15%
302040	001	OVS-CIA 10-4934PP1	1.3155	10.3543	7.0797	
	002	OVS-CIA-D-4934PP2	1.3222	10.5530	7.8890	1.8%
dup	dup	dup	1.3090	10.5630	7.7493	
	003	OVS-CIA 10-4934PP	1.3114	10.8762	7.9472	
302053	001	TCLA-AV-(130,200)	1.3143	10.3632	8.4160	
	002	TCLA-AV-(140,270)	1.3133	10.6261	8.2134	
	003	TCLA-AV-(160,270)	1.3163	10.7690	8.6720	
	004	TCLA-AV-(80,150)	1.3102	10.1490	8.5868	
	005	TCLA-AV-(70,180)	1.3108	10.9890	8.3120	
	006	TCLA-AV-(420,230)	1.3102	10.0224	8.1937	
	007	TCLA-AV-(430,260)	1.3104	10.9220	8.8350	
	008	TCLA-AV-(430,210)	1.3104	10.1090	8.0180	
	009	TCLA-AV-(440,250)	1.3160	10.9740	8.2475	
	010	TCLA-AV-(430,250)	1.3140	10.6595	9.2906	
	011	TCLA-AV-(330,210)	1.3115	10.5470	9.6340	1.3%
dup	dup	dup	1.3113	10.5920	9.3834	
	012	TCLA-AV-(350,210)	1.3214	10.0680	8.9910	
	013	TCLA-AV-(370,210)	1.3180	10.1940	9.0940	
	014	TCLA-AV-(350,190)	1.3187	10.6717	9.4160	
	015	TCLA-AV-(370,190)	1.3163	10.4140	9.4745	
	016	TCLA-AV-(370,180)	1.3155	10.3310	8.8810	
	017	TCLA-AV-(350,180)	1.3113	10.1943	8.7430	
	018	TCLA-AV-(340,190)	1.3160	10.8970	9.0692	
	019	TCLA-AV-(330,200)	1.3142	10.6760	9.2625	
	020	TCLA-AV-(DUP51)	1.3190	10.7952	9.4990	
		R.S 2-11-03				

Comments:

ATTACHMENT 2

SDG 302041 LABORATORY DOCUMENTATION

GPL

Laboratories

CASE NARRATIVE

CLIENT: PARSONS ENGINEERING SCIENCE
PROJECT/SITE: SPRING VALLEY OU-5
WORK ORDER(S): 302041
REVIEW DATE: 2/19/03

The Case Narrative, Chain of Custody, Sample Receipt Checklist, and the cover page of the Sample Analysis Report, are integral parts of GPL Laboratories' report package. If you did not receive all of these documents, please contact GPL immediately.

Sample Receipt

One water sample was received on 02/06/2003. The sample was delivered by GPL courier. Sample receipt conditions and temperatures are documented on the Sample Receipt Checklist.

Sample Analysis

Samples were prepared and analyzed by GPL using the analytical methodologies indicated on the Sample Analysis Summary Report. In some chromatographic analyses, manual integration is used instead of automated integration because it produces more accurate results. All manual integrations are denoted on the sample quantitation report as "m".

Metals

1. One water sample was analyzed for arsenic by EPA SW846 methods.
2. A matrix spike, duplicate, and serial dilution were performed on the batch sample 302036-001. They were within the control limits.
3. Calibration standards are verified against independent check standards purchased from a commercial vendor of environmental standards.
4. All GPL QA/QC criteria were met.

Project Manager

Lab Director

GPL LABORATORIES, LLP
ANALYTICAL RESULTS

Project Name : Spring Valley OU-5

Date Printed: February 19, 2003

GPL ID	Client ID
302041-001-001-1/1	OU5-CSA-12-4934RP-EB118

GPL LABORATORIES, LLLP

Qualifier Definitions

U = Indicates that the compound was analyzed for but not detected at or above the reporting limit

Organics:

B = Indicates that the analyte was found in the associated blank as well as in the sample

D = Indicates that the analyte was reported from a diluted analysis

E = Indicates that the concentration detected exceeded the calibration range of the instrument

J = Value is less than the reporting limits but greater than the MDL

P = Indicates that there is greater than 25% difference for detected pesticide/Aroclor results between the two GC columns

Metals:

B = Indicates that the reported value was less than the reporting limit but greater than or equal to the IDL/MDL

E = Indicates that reported value is estimated because of the possible presence of interference (i.e., the serial dilution not within control limits)

H = Indicates that the element was found in the associated blank as well as in the sample and the value is greater than or equal to the reporting limit

N = Spiked sample recovery not within control limits

* = Duplicate analysis not within control limits

GPL Laboratories

GPL LABORATORIES
202 Perry Parkway
Gaithersburg, MD 20877
(301) 926-6802

CHAIN OF CUSTODY

DATE: 2/6/03

COC #:

PAGE: 1 OF 1

GPL Project Manager:	D. Griffith	Persons Project Contact:	Tom Bachowchin	Site:	Spring Valley Expanded Sx	Disposal Instructions:	LAB
Project Name:	Spring Valley	Phone Number:	703.934.2345	Address	Fed.Property, 5201 Littlefalls Rd	Shipment Method:	COURIER
Project Number:	740144	Purchase Order No.:			Washington, DC 20016	Waybill Number	NA

Comments: H=Hold Analysis Request X=Analyze

Preservatives and Containers: 4 oz; 500mL plastic

Sample Information / Methods for Analysis

No.	LAB Sample ID	Date Sampled	Time Sampled	Matrix	Sampler's Initials	Arsenic (SW846 3005B/6010B)	Arsenic (SW846 3005B/6010B)	RUSH	QC (MS/MSD)	TOTAL BOTTLES
1	OU5-CSA-12-4934RP-1	2/6/03	0900	SOIL	EC, JT	X				1
2	OU5-CSA-12-4934RP-2	2/6/03	0910	SOIL	EC, JT	X		"MS/MSD118"	X	1
3	OU5-CSA-12-4934RP-DUP118	2/6/03	1400	SOIL	EC, JT	X				1
4	OU5-CSA-12-4934RP-EB118	2/6/03	1000	AQ	EC, JT		X			1

Relinquished By: ERIC CHENG	Date: 2/6/03	Time: 1400
Received By:	Date:	Time:
Relinquished By:	Date:	Time:
Received By:	Date:	Time:
Received By (LAB): Charlie	Date: 2/6/03	Time: 2:20

For Lab Use

GPL WORK ORDER #: 302041

GPL Laboratories, LLLP

Sample Preservation Check Documentation Form

Work Order: 302041

Parameter:	Metals	Phenol	TPH O&G	Classical Parameters	Cyanide	Sulfide	Radiology	Other
Preservative: pH Value	HN03 <2	H2SO4 <2	H2SO4 <2	H2SO4 <2	NaOH >12	NaOH >9	H2SO4 <2	Preservations
Client ID								
005-CSA-12-4934RP.EB118	<2							

Sample Preservation Check Performed By: Chem Date: 2/6/03

GPL Laboratories, LLLP

Figure 1
SAMPLE RECEIPT CHECKLIST

W.O. No: 302041

Client Name: Parson ES

Date Received: 2/6/03

Time Received: 2:20

Received By: Charlie

Carrier Name: GPL

Prepared (Logged In) By: ✓ 2/6/03
Initials Date

Project:

Site:

VOA Holding Blank I.D. No:

	YES	NO
Airbill/Manifest Present?		✓
No.		
Shipping Container In Good Condition?	✓	
Custody Seals Present on Shipping Container?		✓
Condition: Broken ____ Intact-not dated or signed ____ Intact-dated and signed ____		
Usage of Tamper Evident Type		✓
Chain-of-Custody Present?	✓	
Chain-of-Custody Agrees with Sample Labels?	✓	
Chain-of-Custody Signed?	✓	
Packing Present In Shipping Container? Type of Packing ____		✓
Custody seals on Sample Bottles? Condition: Good ____ Broken ____		✓
Total Number of Sample Bottles 1		
Total Number of Samples 1		
Samples Intact?	✓	
Sufficient Sample Volume for Indicated Test?	✓	

	YES	NO
Trip Blanks: No. of Sets ____		✓
Field Blanks: No. of Sets ____		✓
Equip. Blank: No. of Sets ____		✓
Field Duplicate: No. of Sets ____		✓
MS/MSD: No of Sets ____		
VOA Vials Have Zero Headspace?		✓
Preservatives Added to Sample?	✓	
pH Check Required?	✓	
Performed By? ____	✓	
Ice Present In Shipping Container?		✓

Container #	Temp.	Container #	Temp.

Project Manager Contacted?
Name: Bobbie
Date Contacted: 2/6/03

Any NO response must be detailed in the comments section below. If items are not applicable to particular samples or contracts, they should be marked N/A/

COMMENTS:

Checklist Completed By: Charlie

Date: 2/6/03

SOP No: F.2V11

GPL Laboratories, LLLP

TOTAL METALS

-1-

INORGANIC ANALYSIS DATA SHEET

SAMPLE NO.

CU5-CSA-12-4934RP-EB118

Contract:

Lab Code: Case No.: SAS No.: SDG NO.: 302041

Matrix (soil/water): WATER Lab Sample ID: 302041-001-001-1/

Level (low/med): LOW Date Received:

Concentration Units (ug/L or mg/kg dry weight): µG/L

CAS No.	Analyte	Concentration	C	Q	M
7440-38-2	Arsenic	3.8	U		P

Color Before: COLORLESS Clarity Before: CLEAR Texture:

Color After: COLORLESS Clarity After: CLEAR Artifacts:

Comments:

GPL Laboratories, LLLP

TOTAL METALS

-2A-

INITIAL AND CONTINUING CALIBRATION VERIFICATION

Contract:

Lab Code: Case No.: SAS No.: SDG NO.: 302041

Initial Calibration Source: ~~HIGH PURITY~~ Absolute 1D 2/19/03

Continuing Calibration Source: HIGH PURITY

Concentration Units: ug/L

Analyte	Initial Calibration			Continuing Calibration					M
	True	Found	%R(1)	True	Found	%R(1)	Found	%R(1)	
Arsenic	400.0	418.83	104.7	1000.0	1004.97	100.5	999.83	100.0	P

(1) Control Limits: Mercury 80-120; Other Metals 90-110; Cyanide 85-115

TOTAL METALS

-2A-

INITIAL AND CONTINUING CALIBRATION VERIFICATION

Contract:

Lab Code: Case No.: SAS No.: SDG NO.: 302041

Initial Calibration Source:

Continuing Calibration Source: HIGH PURITY

Concentration Units: ug/L

Analyte	Initial Calibration			Continuing Calibration					M
	True	Found	%R(1)	True	Found	%R(1)	Found	%R(1)	
Arsenic				1000.0	1002.32	100.2	1013.46	101.3	P

(1) Control Limits: Mercury 80-120; Other Metals 90-110; Cyanide 85-115

TOTAL METALS

-2A-

INITIAL AND CONTINUING CALIBRATION VERIFICATION

Contract:

Lab Code: Case No.: SAS No.: SDG NO.: 302041

Initial Calibration Source:

Continuing Calibration Source: HIGH PURITY

Concentration Units: ug/L

Analyte	Initial Calibration			Continuing Calibration					M
	True	Found	%R(1)	True	Found	%R(1)	Found	%R(1)	
Arsenic				1000.0	1026.43	102.6	1026.27	102.6	P

(1) Control Limits: Mercury 80-120; Other Metals 90-110; Cyanide 85-115

TOTAL METALS

-2A-

INITIAL AND CONTINUING CALIBRATION VERIFICATION

Contract:

Lab Code: Case No.: SAS No.: SDG NO.: 302041

Initial Calibration Source:

Continuing Calibration Source: HIGH PURITY

Concentration Units: ug/L

Analyte	Initial Calibration			Continuing Calibration					M
	True	Found	%R(1)	True	Found	%R(1)	Found	%R(1)	
Arsenic				1000.0	1038.68	103.9	1058.25	105.8	P

(1) Control Limits: Mercury 80-120; Other Metals 90-110; Cyanide 85-115

TOTAL METALS

-2A-

INITIAL AND CONTINUING CALIBRATION VERIFICATION

Contract:

Lab Code: Case No.: SAS No.: SDG NO.: 302041

Initial Calibration Source:

Continuing Calibration Source: HIGH PURITY

Concentration Units: ug/L

Analyte	Initial Calibration			Continuing Calibration					M
	True	Found	%R(1)	True	Found	%R(1)	Found	%R(1)	
Arsenic				1000.0	1061.59	106.2			P

(1) Control Limits: Mercury 80-120; Other Metals 90-110; Cyanide 85-115

TOTAL METALS
-2B-
CRDL STANDARD FOR AA AND ICP

Contract:

Lab Code: Case No.: SAS No.: SDG No.: 302041

AA CRDL Standard Source:

ICP CRDL Standard Source: HIGH PURITY

Concentration Units: ug/L

Analyte	CRDL Standard for AA			CRDL Standard for ICP				
				Initial			Final	
	True	Found	%R	True	Found	%R	Found	%R
Arsenic				20.0	20.48	102.4		

TOTAL METALS

-3-

BLANKS

Contract:

Lab Code: Case No.: SAS No.: SDG NO.: 302041

Preparation Blank Matrix (soil/water): WATER

Preparation Blank Concentration Units (ug/L or mg/kg): UG/L

Analyte	Initial Calib. Blank (ug/L)	C	Continuing Calibration Blank (ug/L) 1	C	2	C	3	C	Preparation Blank	C	M
Arsenic	3.8	U	3.8	U	3.8	U	3.8	U	3.800	U	P

TOTAL METALS

-3-

BLANKS

Contract:

Lab Code: Case No.: SAS No.: SDG NO.: 302041

Preparation Blank Matrix (soil/water): WATER

Preparation Blank Concentration Units (ug/L or mg/kg): UG/L

Analyte	Initial Calib. Blank (ug/L)	C	Continuing Calibration Blank (ug/L) 1	C	2	C	3	C	Preparation Blank	C		M
Arsenic			3.8	U	3.8	U	3.8	U				P

TOTAL METALS

-3-

BLANKS

Contract:

Lab Code: Case No.: SAS No.: SDG NO.: 302041

Preparation Blank Matrix (soil/water): WATER

Preparation Blank Concentration Units (ug/L or mg/kg): UG/L

Analyte	Initial Calib. Blank (ug/L)	C	Continuing Calibration Blank (ug/L) 1	C	2	C	3	C	Preparation Blank	C	M
Arsenic			3.8	U	3.8	U	3.8	U			P

TOTAL METALS
- 4 -
ICP INTERFERENCE CHECK SAMPLE

Contract:

Lab Code: Case No.: SAS No.: SDG NO.: 302041

ICP ID Number: TJA61 ICP ICS Source: HIGH PURITY

Concentration Units): ug/L

Analyte	True		Initial Found			Final Found		
	Sol.A	Sol.AB	Sol.A	Sol.AB	%R	Sol.A	Sol.AB	%R
Arsenic		100	2	103.6	103.6			

GPL Laboratories, LLLP

TOTAL METALS
-5A-
SPIKE SAMPLE RECOVERY

SAMPLE NO.

302036-001-009-1/1S

Contract:

Lab Code: Case No.: SAS SDG NO.: 302041

Matrix (soil/water): WATER Level (low/med): LOW

% Solids for Sample: 0.0

Concentration Units (ug/L or mg/kg dry weight): µG/L

Analyte	Control Limit %R	Spiked Sample Result (SSR)	C	Sample Result (SR)	C	Spike Added (SA)	%R	Q	M
Arsenic	75 - 125	54.3905		3.8000	U	50.00	108.8		P

Comments:

TOTAL METALS

-6-

DUPLICATES

SAMPLE NO.

302036-001-009-1/1D

Contract:

Lab Code: Case No.: SAS No.: SDG NO.: 302041

Matrix (soil/water): WATER Level (low/med): LOW

% Solids for Sample: 0.0 % Solids for Duplicate:

Concentration Units (ug/L or mg/kg dry weight): µG/L

Analyte	Control Limit	Sample (S)	C	Duplicate (D)	C	RPD	Q	M
Arsenic		3.8000	U	3.8000	U			P

TOTAL METALS

-7-

LABORATORY CONTROL SAMPLE

Contract:

Lab Code: Case No.: SAS No.: SDG NO.: 302041

Solid LCS Source:

Aqueous LCS Source: HIGH PURITY

Analyte	Aqueous (ug/L) True	Found	%R	Solid (mg/kg) True	Found	C	Limits	%R
Arsenic	50.0	51.26	102.5					

GPL Laboratories, LLLP

TOTAL METALS

-9-

ICP SERIAL DILUTIONS

SAMPLE NO.

302036-001-009-1/1L

Contract:

Lab Code: Case No.: SAS No.: SDG NO.: 302041

Matrix (soil/water): WATER Level (low/med): LOW

Concentration Units: ug/L

Analyte	Initial Sample Result (I)	C	Serial Dilution Result (S)	C	% Differ-ence	Q	M
Arsenic	3.80	U	19.00	U			P

GPL Laboratories, LLLP | **ICP ANALYSIS LOG** | *Document Control No: GP_M_104*

Instrument ID: Trace	Inst. Method: TRACE V8	Nebulizer:
Profile: 0.0124	Intensity: 16244	At Setting: 303

Analytical Batch No: 030210V

Workorder	Project/SDG #	Prep. Seq.	Batch #	Matrix s/w/e	Prep. Date	Method	Dil.	Comments
302042	TETRATECH	59056	152	S	2-7-03	3050		
MDL			150	↓	2-6-03	↓		BLK(150): Sn
301101	ABSOLUTE				↓	200.7		
301103	↓				↓	↓		
301105	APG				1-31-03	6010		
302036	OHIO EPA	59060	154	W	2-7-03	3010		
302020	↓	↓	↓	↓	↓	↓		
302014	ENV. PARTNERS	↓	↓	↓	↓	↓		
302041	PARSONS	↓	↓	↓	↓	↓		
302040	↓	59058	153	S	↓	3050		
		2-11-03						

Source Solution Numbers				Post Digestion Spikes
Stds.	Number	Stds.	Number	Spike 9.9 mls of sample with 0.1 mls of 19542
S0	057-127-10	ICV	21353	Samples:
S1	21350	CCV	21673	302042-003-037-1/2
S2	21351	ICSA	21674	302036-001-009-1/1
S3	21582	ICSAB	21675	302040-002-002-1/1
S4	-	CRI	21676	
S5	-	Low Ck	21360	
Ints	21677	LR	21427	

Analyst: [signature] Date: 2-11-03 Reviewed: [signature] Date: 2/11/03

GPL Laboratories, LLLP **ICP ANALYSIS LOG** *Document Control No: GP_M_104*

GPL - Maryland Laboratory **ICPST Analysis Log** **Data File: 030210V.ARC**

Seq	Sample Name	DF	Date	Time	Seq	Sample Name	DF	Date	Time	Seq	Sample Name	DF	Date	Time	Seq	Sample Name	DF	Date	Time	Seq	Sample Name	DF	Date	Time
1	STD0	1	2/10/03	12:19	3[illegible]	302043-007-021-1/1	1	2/10/03	17:10	61	MICSA	1	2/10/03	21:11	9[illegible]	[illegible]	1	2/11/03	1:33					
2	STD1	1	2/10/03	12:24	3[illegible]	302043-008-022-1/1	1	2/10/03	17:27	62	ICSAB	1	2/10/03	21:16	9[illegible]	[illegible]	1	2/11/03	1:14					
3	STD2	1	2/10/03	12:31	3[illegible]	302043-009-023-1/1	1	2/10/03	17:35	63	CVCCV4	1	2/10/03	21:27	9[illegible]	302040-001-001-1/1	1	2/11/03	1:19					
4	STD3	1	2/10/03	12:38	3[illegible]	302043-010-024-1/1	1	2/10/03	17:43	64	CCCB4	1	2/10/03	21:34	9[illegible]	302040-002-002-1/1	1	2/11/03	1:25					
5	MCV	1	2/10/03	12:43	3[illegible]	302043-011-025-1/1	1	2/10/03	17:50	65	S 301103-013-013-1/1	1	2/10/03	21:42	9[illegible]	302040-003-003-1/1	1	2/11/03	1:34					
6	MCB	1	2/10/03	12:50	3[illegible]	302043-012-026-1/1	1	2/10/03	17:58	66	S 301105-007-007-1/1	1	2/10/03	21:50	9[illegible]	P302040-002-003-1/1	1	2/11/03	1:42					
7	CVCCV	1	2/10/03	12:58	3[illegible]	302043-013-027-1/1	1	2/10/03	18:06	67	[illegible]	1	2/10/03	21:58	9[illegible]	P302040-002-003-1/1	1	2/11/03	1:50					
8	CCCB	1	2/10/03	14:05	3[illegible]	302043-014-028-1/1	1	2/10/03	18:13	68	[illegible]	1	2/10/03	22:06	9[illegible]	302040-003-003-1/1	1	2/11/03	1:57					
9	CLOWCHECK(PDL)	1	2/10/03	14:12	3[illegible]	CVCCV3	1	2/10/03	18:21	69	[illegible] 302040-001-008-1/1	1	2/10/03	22:13	9[illegible]	CVCCV4	1	2/11/03	2:05					
10	CRCR	1	2/10/03	14:19	4[illegible]	CCCB3	1	2/10/03	18:28	70	302038-001-009-1/1	1	2/10/03	22:21	10[illegible]	CCCB3	1	2/11/03	2:12					
11	PE.5ppm	1	2/10/03	14:26	4[illegible]	302043-015-029-1/1	1	2/10/03	18:37	71	P302038-001-009-1/1	1	2/10/03	22:28	10[illegible]	302040-003-003-1/1	1	2/11/03	2:21					
12	MICSA	1	2/10/03	14:34	4[illegible]	302043-016-030-1/1	1	2/10/03	18:44	72	PES302038-001-009-1/1	1	2/10/03	22:36	10[illegible]	CRCR	1	2/11/03	2:28					
13	ICSAB	1	2/10/03	14:42	4[illegible]	302043-017-031-1/1	1	2/10/03	18:52	73	ES302038-001-009-1/1	1	2/10/03	22:44	10[illegible]	MICSA	1	2/11/03	2:36					
14	LR	1	2/10/03	15:01	4[illegible]	302043-018-032-1/1	1	2/10/03	18:59	74	S 302035-002-010-1/1	1	2/10/03	22:52	10[illegible]	ICSAB	1	2/11/03	2:44					
15	CVCCV3	1	2/10/03	15:08	4[illegible]	MDL(10)	1	2/10/03	19:07	75	CVCCV4	1	2/10/03	22:59	10[illegible]	CVCCV5	1	2/11/03	2:53					
16	CCCB3	1	2/10/03	15:17	4[illegible]	MDL(8)-1	1	2/10/03	19:15	76	CCCB4	1	2/10/03	23:07	10[illegible]	CCCB3	1	2/11/03	3:05					
17	[illegible]	1	2/10/03	15:24	4[illegible]	MDL(8)-2	1	2/10/03	19:23	77	S 302038-003-011-1/1	1	2/10/03	23:15										
18	[illegible]	1	2/10/03	15:32	4[illegible]	MDL(8)-3	1	2/10/03	19:31	78	302020-001-003-1/1	1	2/10/03	23:23										
19	S 302042-001-033-1/1	1	2/10/03	15:39	4[illegible]	MDL(8)-4	1	2/10/03	19:39	79	S 302014-001-001-1/1	1	2/10/03	23:30										
20	S 302042-002-034-1/1	1	2/10/03	15:47	4[illegible]	MDL(8)-5	1	2/10/03	19:46	80	S 302014-002-002-1/1	1	2/10/03	23:38										
21	S 302042-003-037-1/2	1	2/10/03	15:55	5[illegible]	CVCCV4	1	2/10/03	19:54	81	S 302014-003-003-1/1	1	2/10/03	23:46										
22	D 302042-003-037-1/2	1	2/10/03	16:10	5[illegible]	CCCB4	1	2/10/03	20:02	82	S 302014-004-004-1/1	1	2/10/03	23:54										
23	P302042-005-037-1/1	1	2/10/03	16:18	5[illegible]	MDL(8)-6	1	2/10/03	20:09	83	S 302014-005-005-1/1	1	2/11/03	0:01										
24	S 302042-005-037-1/1	1	2/10/03	16:25	5[illegible]	MDL(8)-7	1	2/10/03	20:17	84	S 302014-006-006-1/1	1	2/11/03	0:09										
25	D 302042-005-037-1/1	1	2/10/03	16:33	5[illegible]	S 301103-007-016-1/1	1	2/10/03	20:25	85	S 302014-007-007-1/1	1	2/11/03	0:17										
26	S 302042-004-018-1/1	1	2/10/03	16:41	5[illegible]	S 301103-008-001-1/1	1	2/10/03	20:32	86	S 302014-008-008-1/1	1	2/11/03	0:25										
27	CVCCV3	1	2/10/03	16:48	5[illegible]	S 301103-010-010-1/1	1	2/10/03	20:40	87	CVCCV5	1	2/11/03	0:32										
28	CCCB3	1	2/10/03	16:56	5[illegible]	S 301103-011-011-1/1	1	2/10/03	20:48	88	CCCB4	1	2/11/03	0:40										
29	S 302042-006-019-1/1	1	2/10/03	17:04	5[illegible]	S 301103-012-012-1/1	1	2/10/03	20:56	89	S 302014-009-009-1/1	1	2/11/03	0:48										
30	S 302042-008-020-1/1	1	2/10/03	17:12	6[illegible]	CRCR	1	2/10/03	21:03	90	S 302014-001-001-1/1	1	2/11/03	0:55										

Analyst Signature: [illegible] Date: 2-11-03 Analyst Signature: Date:

Sample Dilutions:

302020-001-003-1/1: 5x For Ca, K, 10x For Na

GPL Laboratories, LLLP *Document Control No: GP_M_105*

Metals Preparation & Sample Description Log

Date: 02-07-03 Prep: 200.7 / 3005A / 3020A / 3050B / 3010A / ILC03.1 / ILM04.1 / ILM05.2 Batch No: 105 154

Analyst: MSI Comments: HOT PLATE DIGESTION (Water)

Reviewed by: [illegible] Date: 2/11/03 Spike Witness: KC Prep. Seq: 59060

	GPL Work Order No.	Sample	Frac	SIZE (ml) (g)	Final Vol. (ml)	Matrix S, W Other	Color Before R, Bl, Y, G, O, V, W, Colorless, Br, Grey, Bk.	Color After	Clarity Before or Soil Texture	Clarity After Clear, Cloudy, Opaque	Soil Artifacts or Water pH
1	BLK	154		100	100	Water	colorless	colorless	clear	clear	
2	BKS	154									
3	302036	001	-009-1								
4		DUP									
5		SPK									
6		002	-010-1								
7		003	-011-1								
8	302020	001	-003-1								
9	302014	001	-001-1								
10		002	-002-1								
11		003	-003-1								
12		004	-004-1								
13		005	-005-1								
14		006	-006-1								
15		007	-007-1								
16		008	-008-1								
17		009	-009-1								
18	302041	001	-001-1								
19											
20											
21						MSI	02-07-03				
22											
23											
24											

LCS ID / Amt. Added (ml, g): 0.1 ml (17654, 17656, 17657)	HNO3(1+1) ID: —
Spiking ID / Amt Added (ml): 0.1 ml (17654, 17656, 17657)	HNO3(conc) ID: GP-057-006-14
	HCl(conc) ID: —
Temperature, C: 94°C	HCl(1+1) ID: GP-057-140-07
	Peroxide ID: —

ATTACHMENT 3

SDG 303081 LABORATORY DOCUMENTATION

GPL
Laboratories

CASE NARRATIVE

CLIENT: PARSONS ENGINEERING SCIENCE
PROJECT/SITE: SPRING VALLEY OU-5
WORK ORDER(S): 303081
REVIEW DATE: 3/18/03

The Case Narrative, Chain of Custody, Sample Receipt Checklist, and the cover page of the Sample Analysis Report, are integral parts of GPL Laboratories' report package. If you did not receive all of these documents, please contact GPL immediately.

Sample Receipt

Two soil samples were received on 03/13/2003. The samples were delivered by GPL courier. Sample receipt conditions and temperatures are documented on the Sample Receipt Checklist.

Sample Analysis

Samples were prepared and analyzed by GPL using the analytical methodologies indicated on the Sample Analysis Summary Report. In some chromatographic analyses, manual integration is used instead of automated integration because it produces more accurate results. All manual integrations are denoted on the sample quantitation report as "m".

Metals

1. Two soil samples were analyzed for arsenic by EPA SW846 methods.
2. A matrix spike, duplicate, and serial dilution were performed on the batch sample 303080-002. They were within the control limits.
3. Calibration standards are verified against independent check standards purchased from a commercial vendor of environmental standards.
4. All GPL QA/QC criteria were met.

Project Manager

Lab Director

GPL LABORATORIES, LLP
ANALYTICAL RESULTS

Project Name : Spring Valley OU-5

Date Printed: March 18, 2003

GPL ID	Client ID
303081-001-001-1/1	OU5-CSA-5-4441VP1
303081-002-002-1/1	OU5-CSA-5-4441VP2

GPL LABORATORIES, LLLP

Qualifier Definitions

U = Indicates that the compound was analyzed for but not detected at or above the reporting limit

Organics:

B = Indicates that the analyte was found in the associated blank as well as in the sample

D = Indicates that the analyte was reported from a diluted analysis

E = Indicates that the concentration detected exceeded the calibration range of the instrument

J = Value is less than the reporting limits but greater than the MDL

P = Indicates that there is greater than 25% difference for detected pesticide/Aroclor results between the two GC columns

Metals:

B = Indicates that the reported value was less than the reporting limit but greater than or equal to the IDL/MDL

E = Indicates that reported value is estimated because of the possible presence of interference (i.e., the serial dilution not within control limits)

H = Indicates that the element was found in the associated blank as well as in the sample and the value is greater than or equal to the reporting limit

N = Spiked sample recovery not within control limits

* = Duplicate analysis not within control limits

GPL LABORATORIES, LLLP

202 Perry Parkway
Gaithersburg, MD 20877
(301) 926-6802
Fax (301) 840-1209

Contract #/Billing Reference: 740144-30020

1 of 1 Pgs.

Project: Spring Valley OU5
Client: PARSONS
Send Results To: Tom Bachowski
Address: 10521 Rosehaven St.
Fairfax VA 22030
Phone: 703 591 7575

Turnaround Time: Normal
# of Containers: 2 (1 gal)
Container Type: 4oz
Preservative Used: 4oz
Type of Analysis: Arsenic Subtle 3050B/6010B

Sample ID#	Date Sampled	Time Sampled	Sample Matrix	Sampler's Initials	Arsenic Subtle 3050B/6010B	DATE Sampled	Lab Cooler No.	CLIENT COMMENTS
OU5-CSA-5-4441	VP-1	1615	Soil	EC	X	3/13/03		
OU5-CSA-5-4441	VP-2	1020	Soil	TP	X	3/13/03		Normal TAT

Relinquished By:	Date/Time	Received By:	Relinquished By:	Received for Laboratory By:	Date/Time
[signature]	1530 3/17/03	[signature] 3-17-03 1630		[signature]	3-13-03 17:25
Relinquished By:	Date/Time	Received By:	Date/Time	Shipper:	Airbill No.:
Relinquished By:	Date/Time	Received By:	Lab Comments:		Temp: 3.1

G.P. W.O. 303081

GPL Laboratories, LLLP

Figure 1
SAMPLE RECEIPT CHECKLIST

W.O. No: 303091

Client Name: Parsons ES

Date Received: 3/13/03

Time Received: 17.25

Received By: Bill

Carrier Name: GPL

Prepared (Logged In) By: ✓ 13/14/03
Initials Date

Project:

Site:

VOA Holding Blank I.D. No:

	YES	NO
Airbill/Manifest Present?		✓
No.		
Shipping Container in Good Condition?	✓	
Custody Seals Present on Shipping Container?		✓
Condition: Broken ____ Intact-not dated or signed ____ Intact-dated and signed ____		
Usage of Tamper Evident Type		✓
Chain-of-Custody Present?	✓	
Chain-of-Custody Agrees with Sample Labels?	✓	
Chain-of-Custody Signed?	✓	
Packing Present in Shipping Container? Type of Packing ____		✓
Custody seals on Sample Bottles? Condition: Good ____ Broken ____		✓
Total Number of Sample Bottles 2		
Total Number of Samples 2		
Samples Intact?	✓	
Sufficient Sample Volume for Indicated Test?	✓	

	YES	NO
Trip Blanks: No. of Sets ____		✓
Field Blanks: No. of Sets ____		✓
Equip. Blank: No. of Sets ____		✓
Field Duplicate: No. of Sets ____		✓
MS/MSD: No of Sets ____		✓
VOA Vials Have Zero Headspace?		✓
Preservatives Added to Sample?		✓
pH Check Required?		✓
Performed By? ____		✓
Ice Present in Shipping Container?	✓	

Container #	Temp.	Container #	Temp.
✓	3.1		

Project Manager Contacted?
Name: Debbie
Date Contacted: 3/14/03

Any NO response must be detailed in the comments section below. If items are not applicable to particular samples or contracts, they should be marked N/A/

COMMENTS:

Checklist Completed By: [signature]

Date: 3/14/03

SOP No: F.2V11

GPL - Maryland Laboratory

Metals Data Reporting Form

Sample Results SDG: 303081

Lab Sample ID: S 303081-001-001-1/1 **Client ID:** OU5-CSA-5-4441VP1

Matrix: Soil **Units:** mg/kg **Prep Date:** 3/14/03 **Prep Batch:** 59423

Weight: 1.44 **Volume:** 100 **Percent Moisture:** 23.26

Element	WL/ Mass	IDL	Report Limit	Conc	Q	DF	Instr	Anal Date	Anal Time
Arsenic	189.04	0.28	1.8	3.9		1	ICPST	3/14/03	23:38

Comments: Sample Date: 03/14/03 Sample Time: 04:15 PM Color(Before): BROWN Color(After): YELLOW Clarity(After): CLEAR Texture: MEDIUM

B Serial dilution percent difference not within limits

U Result is less than the IDL

Form 1 Equivalent

GPL - Maryland Laboratory

Metals Data Reporting Form

Sample Results SDG: 303081

Lab Sample ID: S 303081-002-002-1/1 **Client ID:** OU5-CSA-5-4441VP2

Matrix: Soil **Units:** mg/kg **Prep Date:** 3/14/03 **Prep Batch:** 59423

Weight: 1.33 **Volume:** 100 **Percent Moisture:** 23.40

Element	WL/ Mass	IDL	Report Limit	Conc	Q	DF	Instr	Anal Date	Anal Time
Arsenic	189.04	0.30	2.0	4.7		1	ICPST	3/14/03	23:44

Comments: Sample Date: 03/14/03 Sample Time: 04:20 PM Color(Before): BROWN Color(After): YELLOW Clarity(After): CLEAR Texture: MEDIUM

E Serial dilution percent difference not within limits

U Result is less than the IDL

Form 1 Equivalent

GPL - Maryland Laboratory

Metals Data Reporting Form

Initial Calibration Verification Standard **SDG:** 303081

Instrument: ICPST **Units:** ug/L

Chart Number: 030314V.ARC **Acceptable Range:** 90% - 110%

Standard Source: ABSOLUTE **Standard ID:**

Element	WL/ Mass	True Conc	IVICV 3/14/03 1:58 PM									
			Found	% Rec	Found	% Rec	Found	% Rec	Found	% Rec	Found	% Rec
Arsenic	189.042	400.0	422.35	**105.6**								

Form 2A Equivalent

GPL - Maryland Laboratory

Metals Data Reporting Form

Continuing Calibration Blank Result **SDG:** 303081

Instrument: ICPST **Units:** ug/L

Chart Number: 030314V.ARC

Standard Source: _____ **Standard ID:** _____

Element	WL/ Mass	Report Limit	BCCCB 3/14/03 2:19 PM		BCCCB3 3/14/03 3:11 PM		BCCCB3 3/14/03 4:40 PM		BCCCB3 3/14/03 5:59 PM		BCCCB4 3/14/03 7:19 PM	
			Found	Q	Found	Q	Found	Q	Found	Q	Found	Q
Arsenic	189.042	20	3.1	U	3.1	U	3.1	U	3.1	U	3.1	U

U Result is less than the IDL
B Result is between IDL and RL

Form 3 Equivalent

GPL - Maryland Laboratory

Metals Data Reporting Form

Continuing Calibration Blank Result **SDG:** 303081

Instrument: ICPST **Units:** ug/L

Chart Number: 030314V.ARC

Standard Source: _____ **Standard ID:** _____

Element	WL/ Mass	Report Limit	BCCCB4 3/14/03 9:58 PM		BCCCB5 3/14/03 11:18 PM		BCCCB5 3/15/03 12:18 AM					
			Found	Q	Found	Q	Found	Q	Found	Q	Found	Q
Arsenic	189.042	20	3.1	U	3.1	U	3.1	U				

U Result is less than the IDL
B Result is between IDL and RL

Form 3 Equivalent

GPL - Maryland Laboratory

Metals Data Reporting Form

Contract Required Detection Limit Standard **SDG:** 303081

Instrument: ICPST **Units:** ug/L

Chart Number: 030314V.ARC **Acceptable Range:** 50% - 150%

Standard Source: HIGH PURITY **Standard ID:** REPORTING LIMIT

Element	WL/ Mass	True Conc	EPORTING LIMI 3/14/03 2:27 PM Found	% Rec	Found	% Rec	Found	% Rec	Found	% Rec	Found	% Rec
Arsenic	189.042	20.0	20.34	101.7								

Form 2B Equivalent

GPL - Maryland Laboratory

Metals Data Reporting Form

Initial Calibration Blank Results **SDG:** 303081

Instrument: ICPST **Units:** ug/L

Chart Number: 030314V.ARC

Standard Source: _____ **Standard ID:** _____

Element	WL/ Mass	Report Limit	BIICB 3/14/03 2:05 PM Found	Q	Found	Q	Found	Q	Found	Q	Found	Q
Arsenic	189.042	20	3.1	U								

U Result is less than the IDL
B Result is between IDL and RL

Form 3 Equivalent

GPL - Maryland Laboratory

Metals Data Reporting Form

Preparation Blank Results **SDG:** 303081

Lab Sample ID: BLK59423

Matrix: Soil **Units:** mg/kg **Prep Date:** 3/14/03 **Prep Batch:** 59423

Weight: 1.00 **Volume:** 100 **Percent Moisture:** NA

Element	WL/ Mass	IDL	Report Limit	Conc	Q	DF	Instr	Anal Date	Anal Time
Arsenic	189.042	0.31	2.0	0.31	U	1	ICPST	3/14/03	20:58

Comments: Clarity(After): CLEAR

U Result is less than the IDL

B Result is between IDL and RL

Form 3 Equivalent

GPL - Maryland Laboratory

Metals Data Reporting Form

Continuing Calibration Blank Result **SDG:** 303081

Instrument: ICPST **Units:** ug/L

Chart Number: 030314V.ARC

Standard Source: _____ **Standard ID:** _____

Element	WL/ Mass	Report Limit	BCCCB 3/14/03 2:19 PM		BCCCB3 3/14/03 3:11 PM		BCCCB3 3/14/03 4:40 PM		BCCCB3 3/14/03 5:59 PM		BCCCB4 3/14/03 7:19 PM	
			Found	Q	Found	Q	Found	Q	Found	Q	Found	Q
Arsenic	189.042	20	3.1	U	3.1	U	3.1	U	3.1	U	3.1	U

U Result is less than the IDL
B Result is between IDL and RL

Form 3 Equivalent

GPL - Maryland Laboratory

Metals Data Reporting Form

Continuing Calibration Blank Result **SDG:** 303081

Instrument: ICPST **Units:** ug/L

Chart Number: 030314V.ARC

Standard Source: _____ **Standard ID:** _____

Element	WL/ Mass	Report Limit	BCCCB4 3/14/03 9:58 PM		BCCCB5 3/14/03 11:18 PM		BCCCB5 3/15/03 12:18 AM					
			Found	Q	Found	Q	Found	Q	Found	Q	Found	Q
Arsenic	189.042	20	3.1	U	3.1	U	3.1	U				

U Result is less than the IDL
B Result is between IDL and RL

Form 3 Equivalent

GPL - Maryland Laboratory

Metals Data Reporting Form

Interference Check Standard A

SDG: 303081

Instrument: ICPST

Units: ug/L

Chart Number: 030314V.ARC

Acceptable Range: 80% - 120%

Standard Source: HIGH PURITY

Standard ID:

Element	WL/ Mass	Reporting Limit	True Conc	IAICSAI 3/14/03 2:41 PM				
				Found	Found	Found	Found	Found
Arsenic	189.042	20		-2				

U Result is less than the IDL

B Result is between IDL and RL

Form 4 Equivalent

GPL - Maryland Laboratory

Metals Data Reporting Form

Interference Check Standard AB

SDG: 303081

Instrument: ICPST

Units: ug/L

Chart Number: 030314V.ARC

Acceptable Range: 80% - 120%

Standard Source: HIGH PURITY

Standard ID:

Element	WL/ Mass	True Conc	IBICSABI 3/14/03 2:48 PM									
			Found	% Rec	Found	% Rec	Found	% Rec	Found	% Rec	Found	% Rec
Arsenic	189.042	100	102.1	102.1								

5.04.5

NC Percent recovery was not calculated
U Result is less than the IDL
B Result is between IDL and RL

Form 4 Equivalent

GPL - Maryland Laboratory

Metals Data Reporting Form

Matrix Spike Sample Results **SDG:** 303081

Spike Sample ID: SP303080-002-002-1/1

Original Sample ID: S 303080-002-002-1/1 **Client ID:** TCRA-AU-(180,100)-6

Matrix: Soil **Units:** mg/kg **Prep Date:** 3/14/03 **Prep Batch:** 59423

Weight: 1.38 **Volume:** 100 **Percent Moisture:** 17.69

Element	WL/ Mass	OS Conc	Q	MS Conc	Q	Spike Level	% Rec	OS DF	MS DF	Instr	OS Anal Date	OS Anal Time	MS Anal Date	MS Anal Time
Arsenic	189.0	4.3		12.2		8.8038	89.9	1	1	ICPST	3/14/03	21:18	3/14/03	21:31

Comments: Sample Date: 03/13/03 Sample Time: 09:25 AM Color(Before): BROWN Color(After): YELLOW Clarity(After): CLEAR Texture: MEDIUM

5.04.5

NC Percent recovery was not calculated
* Duplicate analysis RPD was not within limits
E Serial dilution percent difference not within limits
U Result is less than the IDL

Form 5A Equivalent

GPL - Maryland Laboratory

Metals Data Reporting Form

Sample Duplicate RPD Report **SDG:** 303081

Duplicate Sample ID: D 303080-002-002-1/1

Original Sample ID: S 303080-002-002-1/1 **Client ID:** TCRA-AU-(180,100)-6

Matrix: Soil **Units:** mg/kg **Prep Date:** 3/14/03 **Prep Batch:** 59423

Weight: 1.30 **Volume:** 100 **Percent Moisture:** 17.69

Element	WL/ Mass	OS Conc	Q	Dupe Conc	Q	% RPD	OS DF	Dupe DF	Instr	OS Anal Date	OS Anal Time	Dupe Anal Date	Dupe Anal Time
Arsenic	189.042	4.3		4.1		4.7	1	1	ICPST	3/14/03	21:18	3/14/03	21:25

* Duplicate analysis RPD was not within limits

U Result is less than the IDL

B Result is between IDL and RL

Form 6 Equivalent

GPL - Maryland Laboratory

Metals Data Reporting Form

Laboratory Control Sample Results **SDG:** 303081

Lab Sample ID: BKS59423

Matrix: Soil **Units:** mg/kg **Prep Date:** 3/14/03 **Prep Batch:** 59423

Weight: 1.00 **Volume:** 100 **Percent Moisture:** NA

Element	WL/ Mass	Spike Level	Conc	Percent Recovery	Q	Range	DF	Instr	Anal Date	Anal Time
Arsenic	189.042	10.0	9.6	95.7		80-120	1	ICPST	3/14/03	21:05

Comments: Clarity(After): CLEAR

NC Percent recovery was not calculated
U Result is less than the IDL

Form 7 Equivalent

GPL - Maryland Laboratory

Metals Data Reporting Form

Serial Dilution RPD Report **SDG:** 303081

Serial Dilution Sample ID: SE303080-002-002-1/1

Original Sample ID: S 303080-002-002-1/1 **Client ID:** TCRA-AU-(180,100)-6

Matrix: Soil **Units:** mg/kg **Prep Date:** 3/14/03 **Prep Batch:** 59423

Weight: 1.25 **Volume:** 100 **Percent Moisture:** 17.69

Element	WL/ Mass	OS Conc	Q	Serial Dilution Conc	Q	Percent Diff	OS DF	Ser Dil DF	Instr	OS Anal Date	OS Anal Time	Ser Dil Anal Date	Ser Dil Anal Time
Arsenic	189.042	4.3		4.2	B	1.5	1	5	ICPST	3/14/03	21:18	3/14/03	21:45

Comments: Sample Date: 03/13/03 Sample Time: 09:25 AM Color(Before): BROWN Color(After): YELLOW Clarity(After): C

5.04.5

B Serial dilution percent difference not within limits

U Result is less than the IDL

B Result is between IDL and RL

Form 9 Equivalent

Laboratories, LLLP

ICP ANALYSIS LOG

Document Control No: GP_M_104

Instrument ID: Trace Inst. Method: TRACE V8 Nebulizer:
Profile: -0.0139 Intensity: 13669 At Setting: 299

Analytical Batch No: 030314V

Workorder	Project/SDG #	Prep. Seq.	Batch #	Matrix s/w/e	Prep. Date	Method	Dil.	Comments
302127	CH2MHILL	59237	188	W	2-28-03	ILM04.1	2	012
303049	DAMES&MOORE	59384	007		3-12-03	3010	5	009
303048	CH2MHILL	↓	↓	↓	↓	↓	5	009,010
303080	PARSONS	59423	014	S	3-14-03	3050		
303076	SWL	↓	↓	↓	↓	↓		
302081	PARSONS							

3-17-03

Source Solution Numbers			
Stds.	Number	Stds.	Number
S0	067-148-02	ICV	21353
S1	21350	CCV	22114
S2	21963	ICSA	22166
S3	21964	ICSAB	21967
S4	-	CRI	21968
S5	-	Low Ck	22023
Ints	21965	LR	22165

Post Digestion Spikes
Spike 99 mls of sample with 0.1 mls of 19542
Samples:
303049-001-006-1/3
303048-009-038-1/3
303080-002-002-1/1

Analyst: [signature] Date: 3-17-03 Reviewed: [signature] Date: 3/17/03

GPL Laboratories, LLLP

ICP ANALYSIS LOG

Document Control No: GP_M_104

GPL - Maryland Laboratory

ICPST Analysis Log

Data File: 030314V.ARC

Seq	Sample Name	DF	Date	Time
1	STD0	1	3/14/03	19:29
2	STD1	1	3/14/03	19:36
3	STD2	1	3/14/03	19:46
4	STD3	1	3/14/03	19:53
5	VCV	1	3/14/03	13:53
6	BCB	1	3/14/03	14:05
7	CVOCV	1	3/14/03	14:12
8	CCCB	1	3/14/03	14:19
9	REPORTING LIMIT	1	3/14/03	14:27
10	CRCRI	1	3/14/03	14:34
11	[illegible]	1	3/14/03	14:41
12	BCSAB	1	3/14/03	14:48
13	LR	1	3/14/03	14:55
14	CVCCV6	1	3/14/03	15:04
15	CCCB3	1	3/14/03	15:11
16	302137-012-660-1/1	2	3/14/03	15:22
17	LK089584	1	3/14/03	15:29
18	K389584	1	3/14/03	15:36
19	303040-001-005-1/3	1	3/14/03	15:43
20	303040-001-008-1/3	1	3/14/03	15:49
21	SP303040-001-005-1/	1	3/14/03	15:56
22	SP303040-001-006-1/	1	3/14/03	16:03
23	S303040-001-008-1/	1	3/14/03	16:09
24	SE303040-001-008-1/	5	3/14/03	16:20
25	303040-002-012-1/1	1	3/14/03	16:26
26	CVOCV3	1	3/14/03	16:33
27	CCCB3	1	3/14/03	16:40
28	303040-008-023-1/1	1	3/14/03	16:46
29	303040-008-024-1/1	1	3/14/03	16:53
30	303040-007-027-1/1	1	3/14/03	17:00
31	303040-008-034-1/1	1	3/14/03	17:06
32	303040-008-034-1/1	1	3/14/03	17:13
33	303040-001-008-1/1	1	3/14/03	17:19
34	303040-003-060-1/1	1	3/14/03	17:26
35	CRCRI	1	3/14/03	17:33
36	[illegible]	1	3/14/03	17:39
37	BCSAB	1	3/14/03	17:46
38	CVCCV3	1	3/14/03	17:53
39	CCCB3	1	3/14/03	17:59
40	303040-003-084-1/1	1	3/14/03	18:06
41	303040-004-081-1/1	1	3/14/03	18:13
42	303040-008-062-1/1	1	3/14/03	18:19
43	303040-006-083-1/1	1	3/14/03	18:26
44	303040-007-088-1/1	1	3/14/03	18:32
45	303040-006-093-1/1	1	3/14/03	18:39
46	303040-008-036-1/3	1	3/14/03	18:46
47	303040-008-036-1/3	1	3/14/03	18:52
48	SP303040-008-088-1/	1	3/14/03	18:59
49	S303040-008-036-1/	2	3/14/03	19:06
50	CVCCV4	1	3/14/03	19:13
51	CCCB4	1	3/14/03	19:19
52	SE303040-008-036-1/	5	3/14/03	19:29
53	S303040-008-036-1/3	5	3/14/03	19:35
54	D303040-008-036-1/3	5	3/14/03	19:39
55	SP303040-008-088-1/	5	3/14/03	19:46
56	SP303040-008-036-1/	5	3/14/03	19:52
57	S303040-008-036-1/	25	3/14/03	19:59
58	303040-010-074-1/3	1	3/14/03	20:06
59	303040-010-074-1/3	1	3/14/03	20:13
60	303040-011-088-1/1	1	3/14/03	20:19
61	303040-012-084-1/1	1	3/14/03	20:26
62	CVCCV4	1	3/14/03	20:32
63	CCCB4	1	3/14/03	20:39
64	303040-013-087-1/1	1	3/14/03	20:46
65	303040-014-085-1/1	1	3/14/03	20:52
66	LK089423	1	3/14/03	20:59
67	K389423	1	3/14/03	21:05
68	303080-001-001-1/1	1	3/14/03	21:12
69	303080-002-002-1/1	1	3/14/03	21:19
70	303080-002-002-1/1	1	3/14/03	21:25
71	303080-002-002-1/	1	3/14/03	21:31
72	S303080-002-002-1/	1	3/14/03	21:38
73	S303080-002-002-1/	5	3/14/03	21:45
74	CVCCV4	1	3/14/03	21:51
75	CCCB4	1	3/14/03	21:58
76	303080-003-003-1/1	1	3/14/03	22:05
77	303080-004-004-1/1	1	3/14/03	22:11
78	303080-005-005-1/1	1	3/14/03	22:18
79	303080-006-006-1/1	1	3/14/03	22:25
80	303080-007-007-1/1	1	3/14/03	22:31
81	303080-008-008-1/1	1	3/14/03	22:38
82	303080-009-009-1/1	1	3/14/03	22:45
83	303080-010-010-1/1	1	3/14/03	22:51
84	303080-011-011-1/1	1	3/14/03	22:58
85	303080-012-012-1/1	1	3/14/03	23:04
86	CVCCV5	1	3/14/03	23:11
87	CCCB5	1	3/14/03	23:18
88	303080-013-013-1/1	1	3/14/03	23:24
89	303076-001-005-1/1	1	3/14/03	23:31
90	303081-001-001-1/1	1	3/14/03	23:38
91	303081-002-002-1/1	1	3/14/03	23:44
92	CRCRI	1	3/14/03	23:51
93	[illegible]	1	3/14/03	23:58
94	BCSAB	1	3/15/03	0:04
95	CVCCV6	1	3/15/03	0:11
96	CCCB6	1	3/15/03	0:18

Analyst Signature: [signature] Date: 3-17-03 Analyst Signature: Date:

Sample Dilutions:

GPL Laboratories, LLLP *Document Control No: GP_M_111*

Metals Preparation & Sample Description Log

Date: 03-14-03 Prep: 200.7 / 3005A / 3020A / 3050B / 3010A / ILC03.1 / ILM04.1 / ILM05.2 Batch No: 105 014

Analyst: MSS, Bill Comments: MOD BLOCK DIGESTION (Soil)

Reviewed by: [illegible] Date: 3/18/03 Spike Witness: [illegible] Prep. Seq: 59423

	GPL Work Order No.	Sample	Frac	SIZE mL (g)	Final Vol. (mL)	Matrix S, W Other	Color Before R, Bl, Y, G, O, V, W, Colorless, Br, Grey, Bk.	Color After	Clarity Before or Soil Texture	Clarity After Clear, Cloudy, Opaque	Soil Artifacts or Water pH
1	BLK	014		1.00	100	S				Clear	/
2	BKS	014		1.00							
3	303080	001	-001-½	1.30		Soil	Brown	Yellow	Medium		
4		002	-002-½	1.25							
5		DUP		1.30							
6		SPK		1.38							
7		003	-003-½	1.54							
8		004	-004-½	1.44			Red				
9		005	-005-½	1.47			Brown				
10		006	-006-½	1.31							
11		007	-007-½	1.36							
12		008	-008-½	1.37							
13		009	-009-½	1.27							
14		010	-010-½	1.35							
15		011	-011-½	1.36							
16		012	-012-½	1.37							
17		013	-013-½	1.41							
18	303076	001	-006-½	1.33							
19	303081	001	-001-½	1.44							
20		002	-002-½	1.33							
21											
22											
23											
24											

03-14-03

Bill (MH)

LCS ID / Amt. Added (ml, g): 0.9 ml (17654, 17656, 17657)

Spiking ID / Amt Added (ml): 0.9 ml (17654, 17656, 17657)

Temperature, C: 94°C

HNO3(1+1) ID: GP-057-145-04

HNO3(conc) ID: GP-057-006-14

HCl(conc) ID: GP-057-006-09

HCl(1+1) ID: —

Peroxide ID: GP-057-006-12

GPL Laboratories, LLLP *Document Control No: GP_W_208*

PERCENT SOLIDS DETERMINATION LOG

Method Title: %Solids
Method Reference: OLMO4.2 / ASTM D2216

Analyst: RJS
Reviewed By / Date:

Analytical Balance ID: Mettler AE 240 #59494
Drying Oven Temp Maintained at 103-105C:
Time In (Oven): 2:00PM Temp 105°C Date: 3-17-03
Time Out (Oven): 9:00AM Temp 105°C Date: 3-18-03
Dessicator Temp: 22°C Dessicator % Humidity (<20%): 14%

W.O.#	Frac.	Client ID	Weight of Dish	Weight of wet Sample + Dish	Weight of dry Sample +Dish	DUP RPD <15%
4 303074	001	EA5-001	1.2535	10.2082	9.6010	
	002	" -002	1.2721	10.6737	10.0010	
	003	" -003	1.2540	10.1130	9.5913	
	004	" -004	1.2673	10.9885	10.0765	
	005	" -005	1.2656	10.8030	10.0020	
	006	" -006	1.2713	10.3130	9.4170	
	007	" -007	1.2790	10.0860	9.2330	
	008	" -008	1.2840	10.3161	9.5343	
	009	" -009	1.2742	10.9214	10.0090	
	010	" -010	1.2632	10.8386	9.9165	
	011	" -011	1.2710	10.2152	9.9094	
	012	" -012	1.2700	10.2130	9.6090	
	013	" -013	1.2644	10.8323	10.1030	
	014	" -014	1.2700	10.6178	9.5727	
	015	" -015	1.2760	10.2110	9.6780	0.7%
	016	" -016	1.2694	10.1630	9.6633	
dup ↓	dup	dup	1.2720	10.1800	9.5995	
	017	" -017	1.2656	10.4916	9.8780	
	018	" -018	1.2600	10.9874	10.5523	
	019	" -019	1.2615	10.9932	9.9170	
	020	" -020	1.2560	10.1898	9.1613	
4 303081	001	EA5-022	1.2580	10.4730	8.3293	
	002	" " " " dup 2	1.2692	10.4842	8.3282	
4 303086	001	EA5-022	1.2780	10.2723	9.6356	
	002	" -023	1.2636	10.1290	9.3235	
	003	" -024	1.2574	10.3947	9.8330	
	004	" -025	1.2690	10.1282	9.4820	
	005	" -026	1.2770	10.0307	9.6474	0
dup ↓	dup	dup	1.2650	10.0323	9.6510	

Comments:

ATTACHMENT 4

SDG 305134 LABORATORY DOCUMENTATION

GPL
Laboratories

CASE NARRATIVE

CLIENT: **PARSONS ENGINEERING SCIENCE**
PROJECT/SITE: **SPRING VALLEY OU-5**
WORK ORDER(S): 305134
REVIEW DATE: 6/3/03

The Case Narrative, Chain of Custody, Sample Receipt Checklist, and the cover page of the Sample Analysis Report, are integral parts of GPL Laboratories' report package. If you did not receive all of these documents, please contact GPL immediately.

Sample Receipt

Two soil samples were received on 05/22/2003. The samples were delivered by GPL courier. Sample receipt conditions and temperatures are documented on the Sample Receipt Checklist.

Sample Analysis

Samples were prepared and analyzed by GPL using the analytical methodologies indicated on the Sample Analysis Summary Report. In some chromatographic analyses, manual integration is used instead of automated integration because it produces more accurate results. All manual integrations are denoted on the sample quantitation report as "m". Analysis results and limits for soil are reported on a dry weight basis unless otherwise specified on the report.

Metals

1. Two soil samples were analyzed for arsenic by EPA SW846 methods.
2. A matrix spike, duplicate, and serial dilution were performed on the batch sample 305062-001. They were within the control limits.
3. Calibration standards are verified against independent check standards purchased from a commercial vendor of environmental standards.
4. All GPL QA/QC criteria were met.

Project Manager

Laboratory Director

GPL LABORATORIES, LLP
ANALYTICAL RESULTS

Project Name : Spring Valley OU-5

Date Printed: June 3, 2003

GPL ID	Client ID
305134-001-001-1/1	OU5-CSA-4-4632TS-1
305134-002-002-1/1	OU5-CSA-4-4632TS-2

GPL LABORATORIES, LLLP

Qualifier Definitions

U = Indicates that the compound was analyzed for but not detected at or above the reporting limit

Organics:

B = Indicates that the analyte was found in the associated blank as well as in the sample

D = Indicates that the analyte was reported from a diluted analysis

E = Indicates that the concentration detected exceeded the calibration range of the instrument

J = Value is less than the reporting limits but greater than the MDL

P = Indicates that there is greater than 25% difference for detected pesticide/Aroclor results between the two GC columns

Metals:

B = Indicates that the reported value was less than the reporting limit but greater than or equal to the IDL/MDL

E = Indicates that reported value is estimated because of the possible presence of interference (i.e., the serial dilution not within control limits)

H = Indicates that the element was found in the associated blank as well as in the sample and the value is greater than or equal to the reporting limit

N = Spiked sample recovery not within control limits

* = Duplicate analysis not within control limits

GPL LABORATORIES
202 Perry Parkway
Gaithersburg, MD 20877
(301) 926-5802

CHAIN OF CUSTODY

DATE: 5/21/03

COC #:

PAGE: 1 OF 1

GPL Project Manager:	D. Griffith	Parsons Project Contact:	Thomas Bachovchin	Site:	OU5 Expanded Sampling	Disposal Instructions:	LAB
Project Name:	Spring Valley	Phone Number:	(703) 934-2345	Address:	Fed.Property, 5201 Littlefalls Rd	Shipment Method:	COURIER
Project Number:	740144	Purchase Order No.:			Washington, DC 20016	Waybill Numbe	NA

Comments: H=Hold Analysis Request X=Analyze

REGULAR TURNAROUND TIME

Preservatives and Containers: 4 oz; 500 ml, HNO_3

Sample Information / Methods for Analysis / RUSH

No.	LAB Sample ID	Date Sampled	Time Sampled	Matrix	Sampler's Initials	Arsenic (SW846 6010B/6010B)	Arsenic (SW846 6010B/6010B)	QC (MS/MSD)	TOTAL BOTTLES
1	OU5-CSA-4-4632TS-1	5/21/03	0945	SOIL	EC, TP	X			1
2	OU5-CSA-4-4632TS-2	5/21/03	0950	SOIL	EC, TP	X			1
3									
4									
5									
6									
7									
8									
9									
10									
11									
12									
13									
14									
15									

Relinquished By: ERIC CHENG	Date: 5/21/03	Time: 1600
Received By: [signature]	Date: 5/22/03	Time: 0800
Relinquished By:	Date:	Time:
Received By:	Date:	Time:
Received By (LAB):	Date:	Time:

For Lab Use

GPL WORK ORDER #: 505134

GPL Laboratories, LLLP

SAMPLE RECEIPT CHECKLIST

W.O. No: 305134

Client Name: Parsons ES

Date Received: 5/22/03

Time Received: 8:00

Received By: Debbie

Carrier Name: GPL

Prepared (Logged In) By: L 5/22/03 (Initials Date)

Project:

Site:

VOA Holding Blank I.D. No:

	YES	NO
Airbill/Manifest Present?		✓
No.		
Shipping Container In Good Condition?	✓	
Custody Seals Present on Shipping Container?		✓
Condition: Broken		
Intact-not dated or signed		
Intact-dated and signed		
Usage of Tamper Evident Type		✓
Chain-of-Custody Present?	✓	
Chain-of-Custody Agrees with Sample Labels?	✓	
Chain-of-Custody Signed?	✓	
Packing Present in Shipping Container?	✓	✓
Type of Packing		
Custody seals on Sample Bottles?		✓
Condition: Good / Broken		
Total Number of Sample Bottles 2		
Total Number of Samples 2		
Samples Intact?	✓	
Sufficient Sample Volume for Indicated Test?	✓	

	YES	NO
Trip Blanks: No. of Sets		✓
Field Blanks: No. of Sets		✓
Equip. Blank: No. of Sets		✓
Field Duplicate: No. of Sets		✓
MS/MSD: No of Sets		✓
VOA Vials Have Zero Headspace?		✓
Preservatives Added to Sample?		✓
pH Check Required?		✓
Performed By?		✓
Ice Present in Shipping Container?	✓	

Container #	Temp.	Container #	Temp.

Project Manager Contacted?
Name: Debbie
Date Contacted: 5/22/03

Any NO response must be detailed in the comments section below. If items are not applicable to particular samples or contracts, they should be marked N/A/

COMMENTS:

Checklist Completed By: [signature]

Date: 5/22/03

GPL - Maryland Laboratory

Metals Data Reporting Form

Sample Results SDG: 305134

Lab Sample ID: S 305134-001-001-1/1 **Client ID:** OU5-CSA-4-4632TS-1

Matrix: Soil **Units:** mg/kg **Prep Date:** 5/27/03 **Prep Batch:** 60611

Weight: 1.22 **Volume:** 100 **Percent Moisture:** 28.92

Element	WL/ Mass	IDL	Report Limit	Conc	Q	DF	Instr	Anal Date	Anal Time
Arsenic	189.04	0.31	2.3	5.8		1	ICPST	5/31/03	1:41

Comments: Sample Date: 05/21/03 Sample Time: 09:45 AM Color(Before): BROWN Color(After): YELLOW Clarity(After): CLEAR Texture: MEDIUM

E Serial dilution percent difference not within limits

U Result is less than the IDL

Form 1 Equivalent

GPL - Maryland Laboratory

Metals Data Reporting Form

Sample Results **SDG:** 305134

Lab Sample ID: S 305134-002-002-1/1 **Client ID:** OU5-CSA-4-4632TS-2

Matrix: Soil **Units:** mg/kg **Prep Date:** 5/27/03 **Prep Batch:** 60611

Weight: 1.13 **Volume:** 100 **Percent Moisture:** 31.08

Element	WL/ Mass	IDL	Report Limit	Conc	Q	DF	Instr	Anal Date	Anal Time
Arsenic	189.04	0.35	2.6	4.0		1	ICPST	5/31/03	1:49

Comments: Sample Date: 05/21/03 Sample Time: 09:50 AM Color(Before): BROWN Color(After): YELLOW Clarity(After): CLEAR Texture: MEDIUM

E Serial dilution percent difference not within limits

U Result is less than the IDL

Form 1 Equivalent

GPL - Maryland Laboratory

Metals Data Reporting Form

Initial Calibration Verification Standard SDG: 305134

Instrument: ICPST **Units:** ug/L

Chart Number: 030530V.ARC **Acceptable Range:** 90% - 110%

Standard Source: ABSOLUTE **Standard ID:**

Element	WL/ Mass	True Conc	IVICV 5/30/03 2:13 PM									
			Found	% Rec	Found	% Rec	Found	% Rec	Found	% Rec	Found	% Rec
Arsenic	189.042	400.0	411.55	102.9								

GPL - Maryland Laboratory

Metals Data Reporting Form

Continuing Calibration Verification **SDG:** 305134

Instrument: ICPST **Units:** ug/L

Chart Number: 030530V.ARC **Acceptable Range:** 90% - 110%

Standard Source: HIGH PURITY **Standard ID:**

Element	WL/ Mass	True Conc	CVCCV 5/30/03 2:27 PM		CVCCV3 5/30/03 3:34 PM		CVCCV3 5/30/03 5:18 PM		CVCCV3 5/30/03 6:51 PM		CVCCV4 5/30/03 8:24 PM	
			Found	% Rec	Found	% Rec	Found	% Rec	Found	% Rec	Found	% Rec
Arsenic	189.042	500.0	506.17	101.2	508.12	101.6	505.18	101.0	514.70	102.9	520.85	104.2

Form 2A Equivalent

GPL - Maryland Laboratory

Metals Data Reporting Form

Continuing Calibration Verification

SDG: 305134

Instrument: ICPST

Units: ug/L

Chart Number: 030530V.ARC

Acceptable Range: 90% - 110%

Standard Source: HIGH PURITY

Standard ID:

Element	WL/ Mass	True Conc	CVCCV4 5/30/03 9:57 PM		CVCCV4 5/30/03 11:30 PM		CVCCV5 5/31/03 1:03 AM		CVCCV5 5/31/03 2:36 AM			
			Found	% Rec	Found	% Rec	Found	% Rec	Found	% Rec	Found	% Rec
Arsenic	189.042	500.0	548.36	109.7	526.53	105.3	533.77	106.8	536.32	107.3		

Form 2A Equivalent

GPL - Maryland Laboratory

Metals Data Reporting Form

Contract Required Detection Limit Standard

SDG: 305134

Instrument: ICPST

Units: ug/L

Chart Number: 030530V.ARC

Acceptable Range: 50% - 150%

Standard Source: HIGH PURITY

Standard ID: REPORTING LIMIT

Element	WL/ Mass	True Conc	EPORTING LIMI 5/30/03 2:42 PM									
			Found	% Rec	Found	% Rec	Found	% Rec	Found	% Rec	Found	% Rec
Arsenic	189.042	20.0	19.14	95.7								

Form 2B Equivalent

GPL - Maryland Laboratory

Metals Data Reporting Form

Initial Calibration Blank Results

SDG: 305134

Instrument: ICPST

Units: ug/L

Chart Number: 030530V.ARC

Standard Source: _____

Standard ID: _____

Element	WL/ Mass	Report Limit	BIICB 5/30/03 2:20 PM Found	Q	Found	Q	Found	Q	Found	Q	Found	Q
Arsenic	189.042	20	2.7	U								

5.04.5

U Result is less than the IDL

B Result is between IDL and RL

Form 3 Equivalent

GPL - Maryland Laboratory

Metals Data Reporting Form

Preparation Blank Results SDG: 305134

Lab Sample ID: BLK60611

Matrix: Soil **Units:** mg/kg **Prep Date:** 5/27/03 **Prep Batch:** 60611

Weight: 1.00 **Volume:** 100 **Percent Moisture:** NA

Element	WL/ Mass	IDL	Report Limit	Conc	Q	DF	Instr	Anal Date	Anal Time
Arsenic	189.042	0.27	2.0	0.27	U	1	ICPST	5/30/03	21:41

Comments: Clarity(After): CLEAR Texture: FINE

5.04.5

U Result is less than the IDL
B Result is between IDL and RL

Form 3 Equivalent

GPL - Maryland Laboratory

Metals Data Reporting Form

Continuing Calibration Blank Results **SDG:** 305134

Instrument: ICPST **Units:** ug/L

Chart Number: 030530V.ARC

Standard Source: _____ **Standard ID:** _____

Element	WL/ Mass	Report Limit	BCCCB 5/30/03 2:35 PM		BCCCB3 5/30/03 3:41 PM		BCCCB3 5/30/03 5:26 PM		BCCCB3 5/30/03 6:59 PM		BCCCB4 5/30/03 8:32 PM	
			Found	Q	Found	Q	Found	Q	Found	Q	Found	Q
Arsenic	189.042	20	2.7	U	2.7	U	2.7	U	2.7	U	2.7	U

U Result is less than the IDL
B Result is between IDL and RL

Form 3 Equivalent

GPL - Maryland Laboratory

Metals Data Reporting Form

Continuing Calibration Blank Results **SDG:** 305134

Instrument: ICPST **Units:** ug/L

Chart Number: 030530V.ARC

Standard Source: _____ **Standard ID:** _____

Element	WL/ Mass	Report Limit	BCCCB4 5/30/03 10:04 PM		BCCCB4 5/30/03 11:37 PM		BCCCB5 5/31/03 1:10 AM		BCCCB5 5/31/03 2:43 AM			
			Found	Q	Found	Q	Found	Q	Found	Q	Found	Q
Arsenic	189.042	20	2.7	U	-3.5	B	2.7	U	2.7	U		

U Result is less than the IDL
B Result is between IDL and RL

Form 3 Equivalent

GPL - Maryland Laboratory

Metals Data Reporting Form

Interference Check Standard A **SDG:** 305134

Instrument: ICPST **Units:** ug/L

Chart Number: 030530V.ARC **Acceptable Range:** 80% - 120%

Standard Source: HIGH PURITY **Standard ID:**

Element	WL/ Mass	Reporting Limit	True Conc	IAICSAI 5/30/03 2:56 PM Found	Found	Found	Found	Found
Arsenic	189.042	20		1				

U Result is less than the IDL
B Result is between IDL and RL

Form 4 Equivalent

GPL - Maryland Laboratory

Metals Data Reporting Form

Interference Check Standard AB **SDG:** 305134

Instrument: ICPST **Units:** ug/L

Chart Number: 030530V.ARC **Acceptable Range:** 80% - 120%

Standard Source: HIGH PURITY **Standard ID:**

Element	WL/ Mass	True Conc	IBICSABI 5/30/03 3:04 PM									
			Found	% Rec	Found	% Rec	Found	% Rec	Found	% Rec	Found	% Rec
Arsenic	189.042	100	98.1	98.1								

5.04.5

NC Percent recovery was not calculated
U Result is less than the IDL
B Result is between IDL and RL

Form 4 Equivalent

GPL - Maryland Laboratory

Metals Data Reporting Form

Matrix Spike Sample Results **SDG:** 305134

Spike Sample ID: SP305062-001-007-1/3

Original Sample ID: S 305062-001-007-1/3 **Client ID:** SBJOD1(2)

Matrix: Soil **Units:** mg/kg **Prep Date:** 5/27/03 **Prep Batch:** 60611

Weight: 1.27 **Volume:** 100 **Percent Moisture:** 15.37

Element	WL/ Mass	OS Conc	O	MS Conc	O	Spike Level	% Rec	OS DF	MS DF	Instr	OS Anal Date	OS Anal Time	MS Anal Date	MS Anal Time
Arsenic	189.0	4.9		14.1		9.3040	99.5	1	1	ICPST	5/30/03	22:12	5/30/03	22:28

Comments: Sample Date: 05/08/03 Sample Time: 10:00 AM Color(Before): BROWN Color(After): YELLOW Clarity(After): CLEAR Texture: MEDIUM

5.04.5

NC Percent recovery was not calculated
* Duplicate analysis RPD was not within limits
E Serial dilution percent difference not within limits
U Result is less than the IDL

Form 5A Equivalent

GPL - Maryland Laboratory

Metals Data Reporting Form

Sample Duplicate RPD Report **SDG:** 305134

Duplicate Sample ID: D 305062-001-007-1/3

Original Sample ID: S 305062-001-007-1/3 **Client ID:** SBJOD1(2)

Matrix: Soil **Units:** mg/kg **Prep Date:** 5/27/03 **Prep Batch:** 60611

Weight: 1.17 **Volume:** 100 **Percent Moisture:** 15.37

Element	WL/ Mass	OS Conc	Q	Dupe Conc	Q	% RPD	OS DF	Dupe DF	Instr	OS Anal Date	OS Anal Time	Dupe Anal Date	Dupe Anal Time
Arsenic	189.042	4.9		4.6		6.0	1	1	ICPST	5/30/03	22:12	5/30/03	22:20

* Duplicate analysis RPD was not within limits

U Result is less than the IDL

B Result is between IDL and RL

Form 6 Equivalent

GPL - Maryland Laboratory

Metals Data Reporting Form

Laboratory Control Sample Results **SDG:** 305134

Lab Sample ID: BKS60611

Matrix: Soil **Units:** mg/kg **Prep Date:** 5/27/03 **Prep Batch:** 60611

Weight: 1.00 **Volume:** 100 **Percent Moisture:** NA

Element	WL/ Mass	Spike Level	Conc	Percent Recovery	Q	Range	DF	Instr	Anal Date	Anal Time
Arsenic	189.042	10.0	9.9	98.6		80-Rc-	1	ICPST	5/30/03	21:49

Comments: Clarity(After): CLEAR

5.04.5

NC Percent recovery was not calculated
U Result is less than the IDL

Form 7 Equivalent

GPL - Maryland Laboratory

Metals Data Reporting Form

Serial Dilution RPD Report **SDG:** 305134

Serial Dilution Sample ID: SE305062-001-007-1/3

Original Sample ID: S 305062-001-007-1/3 **Client ID:** SBJOD1(2)

Matrix: Soil **Units:** mg/kg **Prep Date:** 5/27/03 **Prep Batch:** 60611

Weight: 1.11 **Volume:** 100 **Percent Moisture:** 15.37

Element	WL/ Mass	OS Conc	O	Serial Dilution Conc	O	Percent Diff	OS DF	Ser Dil DF	Instr	OS Anal Date	OS Anal Time	Ser Dil Anal Date	Ser Dil Anal Time
Arsenic	189.042	4.9		5.0	B	2.6	1	5	ICPST	5/30/03	22:12	5/30/03	22:43

Comments: Sample Date: 05/08/03 Sample Time: 10:00 AM Color(Before): BROWN Color(After): YELLOW Clarity(After):

5.04.5

E Serial dilution percent difference not within limits
U Result is less than the IDL
B Result is between IDL and RL

Form 9 Equivalent

GPL Laboratories, LLLP | **ICP ANALYSIS LOG** | *Document Control No: GP_M_116*

Instrument ID: Trace (375590) Inst. Method: TRACE V8 Nebulizer: Analytical Batch No: 030530V
Profile: 0.0042 Intensity: 6773 At Setting: 286

Workorder	Project/SDG #	Prep. Seq.	Batch #	Matrix s/w/e	Prep. Date	Method	Comments / Dilution
305024	TetraTech	60303	130	S	5.8.03	6010	2x on 010
305035	Micropact	60394	138	↓	5.12.03	↓	10x on 016
305011	Ohio EPA	60472	153	↓	5.16.03	ILM04.1	
305108	Acoe	60563	167	↓	5.22.03	6010	BLK60563: Fe Failed - OK, Samples 10x Higher - Report QC only
305107	EnviTech	↓	↓	↓	↓	↓	
305059	TetraTech	60459	148	↓	5.15.03	↓	Rerun (Failed CCV)
305055	↓	↓	↓	↓	↓	↓	
305062	↓	60611	174	↓	5.27.03	↓	↓
305146	Hydrogeologic	↓	↓	↓	↓	↓	↓
305134	Parsons	↓	↓	↓	↓	↓	As Only - OK
305125	↓	↓	↓	↓	↓	↓	↓
305105	Clean Sites	60530	162	W	5.21.03	↓	BLK60530: Fe, Mn Failed - Rerun (Possible Carryover)
305106	Hydrogeologic	↓	↓	↓	↓	↓	↓ (Fe, Mn not Rec'd Fe 305105)

Source Solution Numbers				Post Digestion Spikes
Stds.	Number	Stds.	Number	Spike 9.9 mls of sample with 0.1 mls of 19542
S0	057-148-05	ICV	22315	Samples:
S1	22871	CCV	23002	305108-001-001-1/1
S2	22872	ICSA	23054	305059-002-051-1/1
S3	23029	ICSAB	23055	305062-001-007-1/3
S4	"	CRI	23041	305105-002-046-1/2
S5	"	Low Ck	23042	
Ints	23043	LR	22704	

Analyst: [signature] Date: 6.2.03 Reviewed: [signature] Date: 6/2/03

GPL - Maryland Laboratory

ICPST Analysis Log

Data File: 030530V.ARC

Seq	Sample Name	Dil	Date	Time
1	1STD0	1	5/30/03	18:47
2	2STD1	1	5/30/03	18:54
3	3STD2	1	5/30/03	14:07
4	4STD3	1	5/30/03	14:08
5	5IVICV	1	5/30/03	14:12
6	6MBCB	1	5/30/03	14:20
7	7IDVCCV	1	5/30/03	14:27
8	8IDCCCB	1	5/30/03	14:33
9	9MRPQKIN#3 LIMIT	1	5/30/03	14:43
10	10CRGFII	1	5/30/03	14:48
11	11MRCSA Cr	1	5/30/03	14:54
12	12MRCSAB	1	5/30/03	15:04
13	13URMPK100PPM	1	5/30/03	15:13
14	14LR	1	5/30/03	15:20
15	15CVCCV3	1	5/30/03	15:34
16	16CCCB3	1	5/30/03	15:41
17	17S 305024-010-007-1/1	2	5/30/03	15:07
18	18S 305035-010-004-1/1	10	5/30/03	15:28
19	19S 305011-001	1	5/30/03	16:18
20	20S 305011-002	1	5/30/03	16:24
21	21S 305011-003	1	5/30/03	16:33
22	22SLK80503	1	5/30/03	16:38
23	23SLK80503	1	5/30/03	16:47
24	24S 305108-001-001-1/1	1	5/30/03	16:56
25	25D 305108-001-001-1/1	1	5/30/03	17:05
26	26SP 305108-001-001-1/1	1	5/30/03	17:15
27	27CVCCV3	1	5/30/03	17:15
28	28CCCB3	1	5/30/03	17:25
29	29PS 305108-001-001-1/1	5	5/30/03	17:34
30	30SE 305108-001-001-1/1	5	5/30/03	17:41
31	31S 305107-001-011-1/1	1	5/30/03	17:49
32	32S 305107-002-012-1/1	1	5/30/03	17:57
33	33S 305107-003-013-1/1	1	5/30/03	18:04
34	34S 305107-004-014-1/1	1	5/30/03	18:12
35	35S 305107-005-015-1/1	1	5/30/03	18:20
36	36MRCB Fe	1	5/30/03	18:28
37	37MRCSA Cr	1	5/30/03	18:35
38	38MRCSAB	1	5/30/03	18:43
39	39CVCCV3	1	5/30/03	18:51
40	40CCCB3	1	5/30/03	18:59
41	41S 305107-006-016-1/1	1	5/30/03	18:04
42	42S 305107-007-017-1/1	1	5/30/03	19:14
43	43S 305107-008-018-1/1	1	5/30/03	19:22
44	44S 305107-009-019-1/1	1	5/30/03	19:30
45	45S 305107-010-020-1/1	1	5/30/03	19:37
46	46SLK80505	1	5/30/03	19:45
47	47SK80505	1	5/30/03	19:53
48	48S 305089-002-051-1/1	1	5/30/03	20:01
49	49D 305089-002-051-1/1	1	5/30/03	20:05
50	50SP 305089-002-051-1/1	1	5/30/03	20:10
51	51CVCCV3	1	5/30/03	20:24
52	52CCCB3	1	5/30/03	20:32
53	53PS 305089-002-051-1/1	1	5/30/03	20:39
54	54SE 305089-002-051-1/1	5	5/30/03	20:47
55	55S 305095-004-047-1/1	1	5/30/03	20:55
56	56S 305095-005-048-1/1	1	5/30/03	21:03
57	57S 305095-006-049-1/1	1	5/30/03	21:10
58	58S 305095-007-050-1/1	1	5/30/03	21:18
59	59S 305095-008-051-1/1	1	5/30/03	21:26
60	60S 305095-009-052-1/1	1	5/30/03	21:33
61	61SLK80511	1	5/30/03	21:41
62	62SK80511	1	5/30/03	21:49
63	63CVCCV3	1	5/30/03	21:57
64	64CCCB4	1	5/30/03	22:04
65	65S 305092-001-007-1/2	1	5/30/03	22:12
66	66D 305092-001-007-1/2	1	5/30/03	22:20
67	67SP 305092-001-007-1/1	1	5/30/03	22:28
68	68PS 305092-001-007-1/1	1	5/30/03	22:35
69	69SE 305092-001-007-1/1	5	5/30/03	22:43
70	70S 305092-002-045-1/1	1	5/30/03	22:51
71	71S 305092-003-046-1/1	1	5/30/03	22:59
72	72MRCB Fe	1	5/30/03	23:08
73	73MRCSA Cr	1	5/30/03	23:14
74	74MRCSAB	1	5/30/03	23:22
75	75CVCCV4	1	5/30/03	23:30
76	76CCCB4	1	5/30/03	23:37
77	77S 305092-004-047-1/1	1	5/30/03	23:45
78	78S 305092-005-048-1/1	1	5/30/03	23:53
79	79S 305092-007-007-1/1	1	5/31/03	0:01
80	80S 305092-008-039-1/1	1	5/31/03	0:08
81	81S 305092-009-039-1/1	1	5/31/03	0:16
82	82S 305092-010-040-1/1	1	5/31/03	0:24
83	83S 305092-011-041-1/1	1	5/31/03	0:32
84	84S 305092-012-042-1/1	1	5/31/03	0:39
85	85S 305092-013-043-1/1	1	5/31/03	0:47
86	86S 305092-014-044-1/1	1	5/31/03	0:55
87	87CVCCV5	1	5/31/03	1:03
88	88CCCB5	1	5/31/03	1:11
89	89S 305145-001-001-1/1	1	5/31/03	1:18
90	90S 305145-002-002-1/1	1	5/31/03	1:26
91	91S 305145-003-003-1/1	1	5/31/03	1:34
92	92S 305154-001-001-1/1	1	5/31/03	1:41
93	93S 305154-002-002-1/1	1	5/31/03	1:49
94	94S 305128-001-001-1/1	1	5/31/03	1:57
95	95S 305128-002-002-1/1	1	5/31/03	2:05
96	96SLK80520	1	5/31/03	2:12
97	97SK80520	1	5/31/03	2:20
98	98S 305105-001-045-1/1	1	5/31/03	2:28
99	99CVCCV5	1	5/31/03	2:36
100	100CCCB5	1	5/31/03	2:43
101	101S 305105-002-046-1/2	1	5/31/03	2:51
102	102D 305105-002-046-1/2	1	5/31/03	2:59
103	103SP 305105-002-046-1/1	1	5/31/03	3:07
104	104PS 305105-002-046-1/1	1	5/31/03	3:14
105	105SE 305105-002-046-1/1	5	5/31/03	3:22
106	106S 305105-003-040-1/1	1	5/31/03	3:30
107	107S 305105-004-041-1/1	1	5/31/03	3:38
108	108S 305105-005-042-1/1	1	5/31/03	3:46
109	109S 305105-006-043-1/1	1	5/31/03	3:53
110	110S 305105-007-044-1/1	1	5/31/03	4:01
111	111CVCCV5	1	5/31/03	4:09
112	112CCCB5	1	5/31/03	4:16
113	113S 305105-021-013-1/1	1	5/31/03	4:24
114	114MRCB Fe	1	5/31/03	4:32
115	115MRCSA Cr	1	5/31/03	4:40
116	116MRCSAB	1	5/31/03	4:48
117	117CVCCV5	1	5/31/03	4:55
118	118CCCB5	1	5/31/03	5:03

Analyst Signature: Date: 6-2-03

Analyst Signature: Date:

Sample Dilutions:

305107-002-012-1 / 1:10x For As

305108-001-001-1 / 1:5x For Ca, Zn - Not Reqd

305146-001-001-1 / 1:5x For Ca, 10x For Mn

305146-002-002-1 / 1:5x For Ca, 10x For Mn

305125-002-002-1 / 1:2x For Fe, 5x For Mn - Not Reqd

305146-003-003-1 / 1:10x For Mn

305134-002-002-1 / 1:2x For K - Not Reqd

GPL Laboratories, LLLP *Document Control No: GP_M_111*

Metals Preparation & Sample Description Log

Date: 5-22-05 Prep: 200.7 / 3005A / 3020A / (3050B) / 3010A / ILC03.1 / ILM04.1 / ILM05.2 Batch No: 105 174

Analyst: MSS Comments: MOD BLOCK DIGESTION (Soil)

Reviewed by: [illegible] Date: 6/2/05 Spike Witness: KC Prep. Seq: 60611

	GPL Work Order No.	Sample	Frac	SIZE mL (g)	Final Vol: (mL)	Matrix S, W Other	Color Before R, Bl, Y, G, O, V, W, Colorless, Br, Grey, Bk.	Color After	Clarity Before or Soil Texture	Clarity After Clear, Cloudy, Opaque	Soil Artifacts or Water pH
1	BLK	174		1.00	100	S				Clear	–
2	BKS	174		1.00							
3	305062	001	-001-½	1.11		Soil	Brown	Yellow	Medium		
4		DUP		1.17							
5		SPK		1.27							
6		002	-045-½	1.19							
7		003	-046-½	1.16							
8		004	-047-½	1.23							
9		005	-048-½	1.22							
10		007	-037-½	1.15							
11		008	-038-½	1.19							
12		009	-039-½	1.26							
13		010	-040-½	1.34							
14		011	-041-½	1.32							
15		012	-042-½	1.27							
16		013	-043-½	1.22							
17		014	-044-½	1.33							
18	305146	001	-001-½	1.26							
19		002	-002-½	1.28							
20		003	-003-½	1.26							
21	305134	001	-001-½	1.22							
22		002	-002-½	1.13							
23	305125	001	-001-½	1.19							
24		002	-002-½	1.34					HMP	05-27-03	

LCS ID / Amt. Added (ml , g) : 0.9ml (22696, 22697, 22698)	HNO3(1+1) ID: GP-052-159-01
Spiking ID / Amt Added (ml): 0.9ml (22696, 22697, 22698)	HNO3(conc) ID: GP-052-002-13
	HCl(conc) ID: GP-052-002-04
Temperature, C: 94°C	HCl(1+1) ID: –
	Peroxide ID: GP-052-002-12

OU-5 SAMPLING FOR THE PERIOD

5/22/03 TO 8/26/03

(REPORT NO. 13)

OU-5 SAMPLES COLLECTED FROM 5/22/03 TO 8/26/03 (Report No. 13)
(ordered by date)

SAMPLE ID	SAMPLE DATE	SDG NO.
OU5-CSA-6-4316WinP-(20,40)	6/3/2003	306007
OU5-CSA-6-4316WinP-(80,60)	6/3/2003	306007
OU5-CSA-6-4316WinP-(80,80)	6/3/2003	306007
OU5-CSA-6-4316WinP-(60,20)	6/3/2003	306007
OU5-CSA-6-4316WinP-(60,40)	6/3/2003	306007
OU5-CSA-6-4316WinP-(40,40)	6/3/2003	306007
OU5-CSA-6-4316WinP-(20,60)	6/3/2003	306007
OU5-CSA-6-4316WinP-(40,80)	6/3/2003	306007
OU5-CSA-6-4316WinP-(40,60)	6/3/2003	306007
OU5-CSA-6-4316WinP-(60,80)	6/3/2003	306007
OU5-CSA-6-4316WinP-(80,40)	6/3/2003	306007
OU5-CSA-6-4316WinP-(40,20)	6/3/2003	306007
OU5-CSA-6-4316WinP-(120,60)	6/3/2003	306007
OU5-CSA-6-4316WinP-(20,80)	6/3/2003	306007
OU5-CSA-6-4316WinP-(120,40)	6/3/2003	306007
OU5-CSA-6-4316WinP-SB1	6/3/2003	306007
OU5-CSA-6-4316WinP-DUP02	6/3/2003	306007
OU5-CSA-6-4316WinP-DUP01	6/3/2003	306007
OU5-CSA-6-4316WinP-(140,40)	6/3/2003	306007
OU5-CSA-6-4316WinP-(120,100)	6/3/2003	306007
OU5-CSA-6-4316WinP-(140,60)	6/3/2003	306007
OU5-CSA-6-4316WinP-(80,20)	6/3/2003	306007
OU5-CSA-6-4316WinP-(120,80)	6/3/2003	306007
OU5-CSA-6-4316WinP-(60,60)	6/3/2003	306007
OU5-CSA-6-4316WinP-(100,40)	6/3/2003	306007
OU5-CSA-6-4316WinP-(100,60)	6/3/2003	306007
OU5-CSA-6-4316WinP-(100,80)	6/3/2003	306007
OU5-CSA-6-4316WinP-(100,100)	6/3/2003	306007
OU5-CTA-1B-L10-(100,60)	6/11/2003	306082
OU5-CTA-1B-L10-(20,80)	6/11/2003	306082
OU5-CTA-1B-L10-DUP04	6/11/2003	306082
OU5-CTA-1B-L10-DUP03	6/11/2003	306082
OU5-CTA-1B-L10-DUP02	6/11/2003	306082
OU5-CTA-1B-L10-DUP01	6/11/2003	306082
OU5-CTA-1B-L10-(140,0)	6/11/2003	306082
OU5-CTA-1B-L10-(100,20)	6/11/2003	306082
OU5-CTA-1B-L10-(40,120)	6/11/2003	306082
OU5-CTA-1B-L10-(80,40)	6/11/2003	306082
OU5-CTA-1B-L10-(140,80)	6/11/2003	306082
OU5-CTA-1B-L10-(120,20)	6/11/2003	306082
OU5-CTA-1B-L10-(20,60)	6/11/2003	306082
OU5-CTA-1B-L10-(120,80)	6/11/2003	306082
OU5-CTA-1B-L10-(60,120)	6/11/2003	306082
OU5-CTA-1B-L10-(60,40)	6/11/2003	306082
OU5-CTA-1B-L10-(40,40)	6/11/2003	306082
OU5-CTA-1B-L10-(140,60)	6/11/2003	306082
OU5-CTA-1B-L10-(20,100)	6/11/2003	306082
OU5-CTA-1B-L10-(40,80)	6/11/2003	306082
OU5-CTA-1B-L10-(80,20)	6/11/2003	306082
OU5-CTA-1B-L10-(180,100)	6/11/2003	306082
OU5-CTA-1B-L10-(40,100)	6/11/2003	306082
OU5-CTA-1B-L10-(120,120)	6/11/2003	306082
OU5-CTA-1B-L10-(160,80)	6/11/2003	306082
OU5-CTA-1B-L10-(120,160)	6/11/2003	306082

OU-5 SAMPLES COLLECTED FROM 5/22/03 TO 8/26/03 (Report No. 13)
(ordered by date)

SAMPLE ID	SAMPLE DATE	SDG NO.
OU5-CTA-1B-L10-(60,140)	6/11/2003	306082
OU5-CTA-1B-L10-(80,140)	6/11/2003	306082
OU5-CTA-1B-L10-(120,100)	6/11/2003	306082
OU5-CTA-1B-L10-(180,80)	6/11/2003	306082
OU5-CTA-1B-L10-(100,120)	6/11/2003	306082
OU5-CTA-1B-L10-(80,120)	6/11/2003	306082
OU5-CTA-1B-L10-(100,140)	6/11/2003	306082
OU5-CTA-1B-L10-(40,160)	6/11/2003	306082
OU5-CTA-1B-L10-(140,120)	6/11/2003	306082
OU5-CTA-1B-L10-(80,160)	6/11/2003	306082
OU5-CTA-1B-L10-(160,120)	6/11/2003	306082
OU5-CTA-1B-L10-(160,100)	6/11/2003	306082
OU5-CTA-1B-L10-(160,140)	6/11/2003	306082
OU5-CTA-1B-L10-(200,120)	6/11/2003	306082
OU5-CTA-1B-L10-(180,120)	6/11/2003	306082
OU5-CTA-1B-L10-(140,100)	6/11/2003	306082
OU5-CTA-1B-L10-(140,140)	6/11/2003	306082
OU5-CTA-1B-L10-(200,140)	6/11/2003	306082
OU5-CTA-1B-L10-(120,140)	6/11/2003	306082
OU5-CTA-1B-L10-(180,140)	6/11/2003	306082
OU5-CTA-1B-L10-(40,140)	6/11/2003	306082
OU5-CTA-1B-L10-(120,40)	6/11/2003	306082
OU5-CTA-1B-L10-(80,100)	6/11/2003	306082
OU5-CTA-1B-L10-(180,60)	6/11/2003	306082
OU5-CTA-1B-L10-(100,100)	6/11/2003	306082
OU5-CTA-1B-L10-(100,80)	6/11/2003	306082
OU5-CTA-1B-L10-(120,60)	6/11/2003	306082
OU5-CTA-1B-L10-(160,60)	6/11/2003	306082
OU5-CTA-1B-L10-(140,20)	6/11/2003	306082
OU5-CTA-1B-L10-(60,80)	6/11/2003	306082
OU5-CTA-1B-L10-(60,60)	6/11/2003	306082
OU5-CTA-1B-L10-(140,40)	6/11/2003	306082
OU5-CTA-1B-L10-(100,180)	6/11/2003	306082
OU5-CTA-1B-L10-(100,40)	6/11/2003	306082
OU5-CTA-1B-L10-(60,100)	6/11/2003	306082
OU5-CTA-1B-L10-(40,180)	6/11/2003	306082
OU5-CTA-1B-L10-(120,180)	6/11/2003	306082
OU5-CTA-1B-L10-(60,200)	6/11/2003	306082
OU5-CTA-1B-L10-(80,180)	6/11/2003	306082
OU5-CTA-1B-L10-(80,80)	6/11/2003	306082
OU5-CTA-1B-L10-(60,160)	6/11/2003	306082
OU5-CTA-1B-L10-(160,40)	6/11/2003	306082
OU5-CTA-1B-L10-(140,160)	6/11/2003	306082
OU5-CTA-1B-L10-(160,160)	6/11/2003	306082
OU5-CTA-1B-L10-(180,160)	6/11/2003	306082
OU5-CTA-1B-L10-(100,160)	6/11/2003	306082
OU5-CTA-1B-L10-(160,20)	6/11/2003	306082
OU5-CTA-1B-L10-(80,100)	6/11/2003	306082
OU5-CTA-1B-L10-(60,180)	6/11/2003	306082
OU5-CSA-12-5104RP--2	8/26/2003	308187
OU5-CSA-12-5104RP-1	8/26/2003	308187

QUALITY ASSURANCE SUMMARY REPORT (NO. 13) FOR SAMPLES ASSOCIATED WITH SPRING VALLEY OU-5 SAMPLING

SAMPLING FROM MAY 22, 2003 THROUGH AUGUST 26, 2003

INTRODUCTION

This data validation summary report covers environmental soil and associated equipment blank samples collected from Spring Valley OU-5 sampling locations between May 22 and August 26, 2003. The samples are arranged by Sample Delivery Groups (SDGs). An SDG represents the group of samples that were prepared, analyzed, and reported together in the analytical batch with common laboratory QC samples. The sampling period in this report includes five SDGs (306007, 306008, 306082, 306083, and 308187). The samples discussed in this report are listed in the table on the preceding pages.

The samples were analyzed for arsenic only. Soil samples for arsenic analysis were prepared by method SW 846 3050B and analyzed by method SW 846 6010B. Aqueous samples for arsenic analysis were prepared by method SW 846 3010B and analyzed by method SW 846 6010B.

All work was performed in accordance with the Work Management Plan (WMP) and applicable Amendments prepared by Parsons. The WMP included a Quality Assurance Project Plan (QAPP) that was also prepared and approved for use to ensure generation of legally defensible data. General Physics Laboratories (GPL) of Gaithersburg, Maryland and their sister laboratory, GEOMET, following procedures outlined in the QAPP and the WMP, performed all analyses.

EVALUATION CRITERIA

The data submitted by the laboratory has been reviewed and validated following the guidelines described in the QAPP and consistent with Region III modifications to the USEPA Functional Guidelines for Evaluating Organic and Inorganic Data. All information included in the data packages have been reviewed and validated including sample results, laboratory quality control results, chain-of-custody forms and all supporting raw data.

This report addresses only those problems affecting the usability of the data. A discussion of data validation qualifiers (flags) applied to the data and reasons for the qualifiers is also presented.

Deviations from the QAPP or the analytical methods and a discussion of the overall usability of the data are also presented in the summary section of this report. The organization of the validated data summary tables and supporting appendices are also discussed in the summary section. QC problems leading to qualifying of data as unusable or rejected are presented in the Major Problems section. QA/QC problems leading to qualifying of data as estimated or not detected are presented in the Minor Problems section. Details concerning samples and target analytes affected are also presented. Issues or problems not leading to qualifying of data are presented in the notes section.

SUMMARY

This section of this report discusses deviations from the QAPP, other laboratory problems, QC problems leading to qualifying of data as rejected, estimated or not detected, and the overall usability of the data.

Except as indicated in this report, the samples were collected, prepared and analyzed following the procedures described in the WMP and the QAPP. Except as indicated in this report, all samples were prepared and analyzed within the specified holding times using the EPA-approved analytical procedures. The types and number of field and laboratory QC samples collected and analyzed met the QA objectives specified in the QAPP.

No major QC problems leading to rejection of data were found during validation of the data for the samples in this sampling event. No reported results have been qualified as unusable or rejected. All reported results should be considered usable as qualified in the data tables for the purposes of this project. The overall completeness for the sampling event is 100 percent since no data have been rejected based on the validation process.

Minor QC problems leading to qualifying of data as estimated or not detected, included field or laboratory blank contamination and detections less than the Practical Quantitation Limit (PQL). Details concerning these QC problems are presented in the Minor Problems section.

Arsenic was detected in each of the soil samples but not in the any of the six associated equipment blanks. A summary of all detections is presented in Table 1 of Appendix A. A summary of the results for the soil duplicate samples is presented in Table 2 of Appendix A. Results for the equipment blanks associated with the soil samples are presented in Table 3 of Appendix A. A glossary of the validation qualifiers is presented in Appendix B. Supporting laboratory documentation is presented in Appendix C (by SDG).

MAJOR PROBLEMS

No major problems were found during validation of the data for this sampling event. No reported results have been qualified as rejected or unusable. All reported results should be considered usable as qualified in the data summary tables.

MINOR PROBLEMS

This section discusses QC problems leading to qualifying of data as estimated. The "J" qualifier flag is used to indicate estimated results. The flag indicates that the analyte was positively identified but the associated value may be imprecise due to QC problems.

QC problems leading to qualifying of data as estimated included laboratory blank contamination, and detections less than the PQL. Details concerning these problems are presented below by analytical parameter.

Metals

- Some reported results for arsenic have been qualified as estimated and flagged 'J'. The 'J' flag indicates the analyte was positively identified but the associated value is less than the PQL. Some samples in SDG 306082 are affected. Supporting laboratory documentation (Form 1s) are presented in Appendix C.

- Some laboratory blanks associated with the samples in SDG 306082 contained arsenic. Reported detections of arsenic in the associated samples at levels comparable to the level found in the blank have been qualified as estimates and flagged 'B/JB'. These results should be considered biased high due to the blank contamination. Supporting laboratory documentation for the laboratory blanks are presented in Appendix C (by SDG).

Notes

Six equipment blanks were collected in support of the soil samples. The blanks were analyzed for arsenic only. The equipment blanks are free of contamination. Supporting laboratory documentation for the equipment blank is presented in Appendix C.

Six matrix spike/duplicate (MS/D) samples were collected and analyzed in support of the samples. No accuracy or precision outliers were reported for the MS/D samples. Laboratory QC summary forms for the MS/D samples are presented in Appendix C.

Six soil duplicates were collected in support of the samples. There was excellent precision (RPD) between the results for the duplicates (see Table 2, Appendix A) except for sample OU5-CSA-6-4316WinP-(80,80) and its duplicate (OU5-CSA-6-4316WinP-DUP02) which reported an RPD of 88% (above the control limit of 50%). Laboratory documentation for the duplicate samples is presented in Appendix C.

APPENDIX A

DATA SUMMARY TABLES

TABLE 1 – SUMMARY OF DETECTIONS FOR SPRING VALLEY SAMPLES COLLECTED BETWEEN 5/22/03 AND 8/26/03

TABLE 2 – SUMMARY OF RESULTS FOR SOIL FIELD DUPLICATES FOR SPRING VALLEY SAMPLES COLLECTED BETWEEN 5/22/03 AND 8/26/03

TABLE 3 – SUMMARY OF VALIDATED ANALYTICAL RESULTS FOR EQUIPMENT BLANKS COLLECTED BETWEEN 5/22/03 AND 8/26/03

TABLE 1 (APPENDIX A)
SUMMARY OF DETECTIONS FOR SPRING VALLEY OU-5 SAMPLES COLLECTED BETWEEN 5/22/03 AND 8/26/03
(All detections were for arsenic)

LAB SAMPID	SAMPLE ID	SAMPLE DATE	ARSENIC mg/kg	EPA QUAL	DATA VALID QUAL	DILUTION FACTOR
306007-003-003-1/1	OU5-CSA-6-4316WinP-(20,40)	6/3/2003	3.4			1
306007-013-013-1/1	OU5-CSA-6-4316WinP-(80,60)	6/3/2003	7.5			1
306007-012-012-1/1	OU5-CSA-6-4316WinP-(80,80)	6/3/2003	9.4			1
306007-011-011-1/1	OU5-CSA-6-4316WinP-(60,20)	6/3/2003	7			1
306007-010-010-1/1	OU5-CSA-6-4316WinP-(60,40)	6/3/2003	3.8			1
306007-006-006-1/1	OU5-CSA-6-4316WinP-(40,40)	6/3/2003	3.7			1
306007-002-002-1/1	OU5-CSA-6-4316WinP-(20,60)	6/3/2003	4.5			1
306007-004-004-1/1	OU5-CSA-6-4316WinP-(40,80)	6/3/2003	5.6			1
306007-005-005-1/1	OU5-CSA-6-4316WinP-(40,60)	6/3/2003	3.3			1
306007-008-008-1/1	OU5-CSA-6-4316WinP-(60,80)	6/3/2003	14.4			1
306007-014-014-1/1	OU5-CSA-6-4316WinP-(80,40)	6/3/2003	5.8			1
306007-007-007-1/1	OU5-CSA-6-4316WinP-(40,20)	6/3/2003	4.2			1
306007-022-022-1/1	OU5-CSA-6-4316WinP-(120,60)	6/3/2003	4.4			1
306007-001-001-1/1	OU5-CSA-6-4316WinP-(20,80)	6/3/2003	29.3			1
306007-023-023-1/1	OU5-CSA-6-4316WinP-(120,40)	6/3/2003	15.3			1
306007-028-028-1/1	OU5-CSA-6-4316WinP-SB1	6/3/2003	2.9			1
306007-027-027-1/1	OU5-CSA-6-4316WinP-DUP02	6/3/2003	24.1			1
306007-026-026-1/1	OU5-CSA-6-4316WinP-DUP01	6/3/2003	4.1			1
306007-025-025-1/1	OU5-CSA-6-4316WinP-(140,40)	6/3/2003	13.2			1
306007-020-020-1/1	OU5-CSA-6-4316WinP-(120,100)	6/3/2003	6.5			1
306007-024-024-1/1	OU5-CSA-6-4316WinP-(140,60)	6/3/2003	5.9			1
306007-015-015-1/1	OU5-CSA-6-4316WinP-(80,20)	6/3/2003	8.2			1
306007-021-021-1/1	OU5-CSA-6-4316WinP-(120,80)	6/3/2003	4.5			1
306007-009-009-1/1	OU5-CSA-6-4316WinP-(60,60)	6/3/2003	4.7			1
306007-019-019-1/1	OU5-CSA-6-4316WinP-(100,40)	6/3/2003	27.6			1
306007-018-018-1/1	OU5-CSA-6-4316WinP-(100,60)	6/3/2003	15.7			1
306007-017-017-1/1	OU5-CSA-6-4316WinP-(100,80)	6/3/2003	13.6			1
306007-016-016-1/1	OU5-CSA-6-4316WinP-(100,100)	6/3/2003	4.8			1
306082-058-058-1/1	OU5-CTA-1B-L10-(100,60)	6/11/2003	2.6		B	1
306082-068-068-1/1	OU5-CTA-1B-L10-(20,80)	6/11/2003	2.9		B	1
306082-076-076-1/1	OU5-CTA-1B-L10-DUP04	6/11/2003	4.1			1
306082-075-075-1/1	OU5-CTA-1B-L10-DUP03	6/11/2003	9.2			1
306082-074-074-1/1	OU5-CTA-1B-L10-DUP02	6/11/2003	2.9		B	1
306082-073-073-1/1	OU5-CTA-1B-L10-DUP01	6/11/2003	3		B	1
306082-072-072-1/1	OU5-CTA-1B-L10-(140,0)	6/11/2003	4.5			1
306082-071-071-1/1	OU5-CTA-1B-L10-(100,20)	6/11/2003	4.4			1
306082-056-056-1/1	OU5-CTA-1B-L10-(40,120)	6/11/2003	2.1		B	1
306082-069-069-1/1	OU5-CTA-1B-L10-(80,40)	6/11/2003	106			1
306082-057-057-1/1	OU5-CTA-1B-L10-(140,80)	6/11/2003	2.9		B	1
306082-067-067-1/1	OU5-CTA-1B-L10-(120,20)	6/11/2003	21.7			1
306082-065-065-1/1	OU5-CTA-1B-L10-(20,60)	6/11/2003	10.2			1
306082-064-064-1/1	OU5-CTA-1B-L10-(120,80)	6/11/2003	2.9		B	1
306082-063-063-1/1	OU5-CTA-1B-L10-(60,120)	6/11/2003	2.5	B	JB	1
306082-062-062-1/1	OU5-CTA-1B-L10-(60,40)	6/11/2003	19.6			1
306082-061-061-1/1	OU5-CTA-1B-L10-(40,40)	6/11/2003	26.9			1
306082-060-060-1/1	OU5-CTA-1B-L10-(140,60)	6/11/2003	2.5		B	1
306082-059-059-1/1	OU5-CTA-1B-L10-(20,100)	6/11/2003	2.5		B	1
306082-051-051-1/1	OU5-CTA-1B-L10-(40,80)	6/11/2003	4			1
306082-070-070-1/1	OU5-CTA-1B-L10-(80,20)	6/11/2003	6.6			1
306082-011-011-1/1	OU5-CTA-1B-L10-(180,100)	6/11/2003	2.2	B	JB	1
306082-053-053-1/1	OU5-CTA-1B-L10-(40,100)	6/11/2003	2.5		B	1
306082-023-023-1/1	OU5-CTA-1B-L10-(120,120)	6/11/2003	2.7		B	1
306082-022-022-1/1	OU5-CTA-1B-L10-(160,80)	6/11/2003	2.5		B	1

TABLE 1 (APPENDIX A)
SUMMARY OF DETECTIONS FOR SPRING VALLEY OU-5 SAMPLES COLLECTED BETWEEN 5/22/03 AND 8/26/03
(All detections were for arsenic)

LAB SAMPID	SAMPLE ID	SAMPLE DATE	ARSENIC mg/kg	EPA QUAL	DATA VALID QUAL	DILUTION FACTOR
306082-021-021-1/1	OU5-CTA-1B-L10-(120,160)	6/11/2003	3.1		B	1
306082-020-020-1/1	OU5-CTA-1B-L10-(60,140)	6/11/2003	2.2	B	JB	1
306082-019-019-1/1	OU5-CTA-1B-L10-(80,140)	6/11/2003	4.4			1
306082-018-018-1/1	OU5-CTA-1B-L10-(120,100)	6/11/2003	2.6		B	1
306082-017-017-1/1	OU5-CTA-1B-L10-(180,80)	6/11/2003	2.3	B	JB	1
306082-016-016-1/1	OU5-CTA-1B-L10-(100,120)	6/11/2003	3.3		B	1
306082-015-015-1/1	OU5-CTA-1B-L10-(80,120)	6/11/2003	3.1		B	1
306082-014-014-1/1	OU5-CTA-1B-L10-(100,140)	6/11/2003	2.2	B	JB	1
306082-025-025-1/1	OU5-CTA-1B-L10-(40,160)	6/11/2003	2.7		B	1
306082-012-012-1/1	OU5-CTA-1B-L10-(140,120)	6/11/2003	2.4		B	1
306082-026-026-1/1	OU5-CTA-1B-L10-(80,160)	6/11/2003	2.4		B	1
306082-010-010-1/1	OU5-CTA-1B-L10-(160,120)	6/11/2003	2.9		B	1
306082-009-009-1/1	OU5-CTA-1B-L10-(160,100)	6/11/2003	2.3		B	1
306082-008-008-1/1	OU5-CTA-1B-L10-(160,140)	6/11/2003	3		B	1
306082-007-007-1/1	OU5-CTA-1B-L10-(200,120)	6/11/2003	1.8	B	JB	1
306082-006-006-1/1	OU5-CTA-1B-L10-(180,120)	6/11/2003	2	B	JB	1
306082-005-005-1/1	OU5-CTA-1B-L10-(140,100)	6/11/2003	2.4		B	1
306082-004-004-1/1	OU5-CTA-1B-L10-(140,140)	6/11/2003	3.2		B	1
306082-003-003-1/1	OU5-CTA-1B-L10-(200,140)	6/11/2003	2.2	B	JB	1
306082-002-002-1/1	OU5-CTA-1B-L10-(120,140)	6/11/2003	2	B	JB	1
306082-001-001-1/1	OU5-CTA-1B-L10-(180,140)	6/11/2003	1.8	B	JB	1
306082-013-013-1/1	OU5-CTA-1B-L10-(40,140)	6/11/2003	2.9		B	1
306082-040-040-1/1	OU5-CTA-1B-L10-(120,40)	6/11/2003	1.8	B	JB	1
306082-054-054-1/1	OU5-CTA-1B-L10-(80,100)	6/11/2003	2.5		B	1
306082-052-052-1/1	OU5-CTA-1B-L10-(180,60)	6/11/2003	2.7		B	1
306082-050-050-1/1	OU5-CTA-1B-L10-(100,100)	6/11/2003	1.3	B	JB	1
306082-049-049-1/1	OU5-CTA-1B-L10-(100,80)	6/11/2003	8			1
306082-048-048-1/1	OU5-CTA-1B-L10-(120,60)	6/11/2003	1.1	B	JB	1
306082-047-047-1/1	OU5-CTA-1B-L10-(160,60)	6/11/2003	5.3			1
306082-046-046-1/1	OU5-CTA-1B-L10-(140,20)	6/11/2003	53.6			1
306082-045-045-1/1	OU5-CTA-1B-L10-(60,80)	6/11/2003	1.7	B	JB	1
306082-044-044-1/1	OU5-CTA-1B-L10-(60,60)	6/11/2003	8.7			1
306082-043-043-1/1	OU5-CTA-1B-L10-(140,40)	6/11/2003	2.3		B	1
306082-024-024-1/1	OU5-CTA-1B-L10-(100,180)	6/11/2003	1.9	B	JB	1
306082-041-041-1/1	OU5-CTA-1B-L10-(100,40)	6/11/2003	7.6			1
306082-055-055-1/1	OU5-CTA-1B-L10-(60,100)	6/11/2003	2.6		B	1
306082-032-032-1/1	OU5-CTA-1B-L10-(40,180)	6/11/2003	3.2		B	1
306082-027-027-1/1	OU5-CTA-1B-L10-(120,180)	6/11/2003	2.6		B	1
306082-028-028-1/1	OU5-CTA-1B-L10-(60,200)	6/11/2003	2.5		B	1
306082-029-029-1/1	OU5-CTA-1B-L10-(80,180)	6/11/2003	1.8	B	JB	1
306082-042-042-1/1	OU5-CTA-1B-L10-(80,80)	6/11/2003	2.3		B	1
306082-031-031-1/1	OU5-CTA-1B-L10-(60,160)	6/11/2003	2.1		B	1
306082-039-039-1/1	OU5-CTA-1B-L10-(160,40)	6/11/2003	3.3		B	1
306082-033-033-1/1	OU5-CTA-1B-L10-(140,160)	6/11/2003	3.4		B	1
306082-034-034-1/1	OU5-CTA-1B-L10-(160,160)	6/11/2003	3.1		B	1
306082-035-035-1/1	OU5-CTA-1B-L10-(180,160)	6/11/2003	2.3	B	JB	1
306082-036-036-1/1	OU5-CTA-1B-L10-(100,160)	6/11/2003	2	B	JB	1
306082-037-037-1/1	OU5-CTA-1B-L10-(160,20)	6/11/2003	3.7		B	1
306082-038-038-1/1	OU5-CTA-1B-L10-(80,100)	6/11/2003	2.8		B	1
306082-030-030-1/1	OU5-CTA-1B-L10-(60,180)	6/11/2003	1.8	B	JB	1
308187-002-002-1/1	OU5-CSA-12-5104RP--2	8/26/2003	9.6			1
308187-001-001-1/1	OU5-CSA-12-5104RP-1	8/26/2003	7.1			1

TABLE 2 (APPENDIX A)
SUMMARY OF RESULTS FOR SOIL FIELD DUPLICATES FOR SPRING VALLEY OU-5 SAMPLES COLLECTED BETWEEN 5/22/03 AND 8/26/03

SDG No.	SAMPLE ID	FLD DUPLICATE SAMPLE ID	ARSENIC SAMPLE RESULT (mg/kg)	MATCHING FIELD DUPLICATE SAMPLE RESULT	RPD(%)
306007	OU5-CSA-6-4316WinP-(40,40)	OU5-CSA-6-4316WinP-DUP01	3.7	4.1	15.7
306007	OU5-CSA-6-4316WinP-(80,80)	OU5-CSA-6-4316WinP-DUP02	9.4	24.1	87.8
306082	OU5-CTA-1B-L10-(160,80)	OU5-CTA-1B-L10-DUP01	2.5	3	18.2
306082	OU5-CTA-1B-L10-(120,120)	OU5-CTA-1B-L10-DUP02	2.7	2.9	7.1
306082	OU5-CTA-1B-L10-(60,60)	OU5-CTA-1B-L10-DUP03	8.7	9.2	5.6
306082	OU5-CTA-1B-L10-(160,60)	OU5-CTA-1B-L10-DUP04	5.3	4.1	25.5

Note: RPD is relative percent difference as a measure of precision. The project objective is less than 50%.

TABLE 3 (APPENDIX A)
SUMMARY OF VALIDATED ANALYTICAL RESULTS FOR EQUIPMENT BLANKS COLLECTED BETWEEN 5/22/03 AND 8/26/03

LAB SAMPID	SAMPLE ID	SAMPLE DATE	ARSENIC ug/L	EPA QUAL	DATA VALID QUAL	DILUTION FACTOR
306008-002-002-1/1	OU5-CSA-6-4316WinP-EB02	6/3/2003	4.9	U	U	1
306008-001-001-1/1	OU5-CSA-6-4316WinP-EB01	6/3/2003	4.9	U	U	1
306083-004-004-1/1	OU5-CTA-1B-L10-EB04	6/11/2003	4.9	U	U	1
306083-003-003-1/1	OU5-CTA-1B-L10-EB03	6/11/2003	4.9	U	U	1
306083-002-002-1/1	OU5-CTA-1B-L10-EB02	6/11/2003	4.9	U	U	1
306083-001-001-1/1	OU5-CTA-1B-L10-EB01	6/11/2003	4.9	U	U	1

APPENDIX B

GLOSSARY OF DATA VALIDATION QUALIFIERS

U the analyte was analyzed for and is not present. For metals, the associated numerical value (Method Detection Limit – MDL) indicates the minimum concentration that can be measured by the instrument with 99% confidence. The 'J' qualifier may be combined with the 'U' qualifier.

J the analyte was analyzed for and was detected in the samples, but the reported result is 'estimated' either because it is less than the PQL or at least one minor QA/QC problem was found during validation. Data with the 'J' qualifier is considered usable for most decision-making purposes, including risk assessment. The 'J' qualifier may be combined with the 'K' (high bias) or 'L' (low bias) qualifier when the bias resulting from a minor QA/QC problem can be determined. When combined with the 'K' or 'L' qualifier, the 'J' qualifier indicates the reported value is less than the PQL.

K the analyte was detected in the sample. The reported result is considered estimated and may be biased high, due to a minor QA/QC problem. The true concentration of the analyte present in the sample may be lower than the reported result. The data is considered estimated and usable for most decision-making purposes, including risk assessment.

L the analyte was detected in the sample. The reported result is considered estimated and may be biased low due to a minor QA/QC problem. The true concentration of the analyte present in the sample may be higher than the reported result. The data is considered estimated and usable for most decision-making purposes, including risk assessment.

R the analyte was not detected in the sample. The reported result has been qualified as unusable due to a major QA/QC problem found during validation. This flag does not address the presence or absence of the analyte of concern rather it addresses one or more major QA/QC problems associated with the reported result. If the analyte affected is critical to the project, resampling and reanalysis of the qualified result may be required.

D result reported from diluted sample run. The original analysis of the sample required dilution either because of matrix interferences in the sample or concentration above the calibration range for the method. The sample was rerun at a dilution to obtain a more reliable result. The reported result has been adjusted to reflect the dilution factor. The reported result should be considered estimated and usable for most decision-making purposes, including risk assessment.

B this flag indicates the reported result is greater than the MDL but less than 5 times the amount found in an associated field or laboratory blank. The reported result should be considered estimated and may be biased high due to the blank contamination. The true concentration of the analyte in the sample may be lower than the reported result. This flag may be combined with the 'J' qualifier to indicate the reported value is less than the PQL.

MDL the minimum concentration of an analyte that can be measured and reported with 99% confidence that the analyte concentration is greater than zero. The MDL is determined by multiplying the appropriate one-sided 99% t-statistic by the standard deviation obtained from the analysis of seven replicates of a matrix spike containing the analyte of interest at a concentration three to five times the estimated MDL. For seven replicates, the t-statistic is 3.143.

PQL the lowest concentration that can be reliably achieved within specified limits of precision and accuracy during routine laboratory conditions. The PQL is generally 5 to 10 times the MDL. However, it may be nominally chosen within these guidelines to simplify data reporting. For many analytes the PQL is selected as the lowest non-zero standard in the calibration curve.

APPENDIX C

LABORATORY SUPPORTING DOCUMENTATION BY SDG:

- **SDG 306007**
- **SDG 306008**
- **SDG 306082**
- **SDG 306083**
- **SDG 308187**

GPL LABORATORIES, LLP
ANALYTICAL RESULTS

Project Name : Spring Valley OU-5

Date Printed: June 13, 2003

GPL ID	Client ID
306007-016-016-1/1	OU5-CSA-6-4316WinP-(100,100)
306007-019-019-1/1	OU5-CSA-6-4316WinP-(100,40)
306007-018-018-1/1	OU5-CSA-6-4316WinP-(100,60)
306007-017-017-1/1	OU5-CSA-6-4316WinP-(100,80)
306007-020-020-1/1	OU5-CSA-6-4316WinP-(120,100)
306007-023-023-1/1	OU5-CSA-6-4316WinP-(120,40)
306007-022-022-1/1	OU5-CSA-6-4316WinP-(120,60)
306007-021-021-1/1	OU5-CSA-6-4316WinP-(120,80)
306007-025-025-1/1	OU5-CSA-6-4316WinP-(140,40)
306007-024-024-1/1	OU5-CSA-6-4316WinP-(140,60)
306007-003-003-1/1	OU5-CSA-6-4316WinP-(20,40)
306007-002-002-1/1	OU5-CSA-6-4316WinP-(20,60)
306007-001-001-1/1	OU5-CSA-6-4316WinP-(20,80)
306007-007-007-1/1	OU5-CSA-6-4316WinP-(40,20)
306007-006-006-1/1	OU5-CSA-6-4316WinP-(40,40)
306007-005-005-1/1	OU5-CSA-6-4316WinP-(40,60)
306007-004-004-1/1	OU5-CSA-6-4316WinP-(40,80)
306007-011-011-1/1	OU5-CSA-6-4316WinP-(60,20)
306007-010-010-1/1	OU5-CSA-6-4316WinP-(60,40)
306007-009-009-1/1	OU5-CSA-6-4316WinP-(60,60)
306007-008-008-1/1	OU5-CSA-6-4316WinP-(60,80)
306007-015-015-1/1	OU5-CSA-6-4316WinP-(80,20)
306007-014-014-1/1	OU5-CSA-6-4316WinP-(80,40)
306007-013-013-1/1	OU5-CSA-6-4316WinP-(80,60)
306007-012-012-1/1	OU5-CSA-6-4316WinP-(80,80)
306007-026-026-1/1	OU5-CSA-6-4316WinP-DUP01
306007-027-027-1/1	OU5-CSA-6-4316WinP-DUP02
306007-028-028-1/1	OU5-CSA-6-4316WinP-SB1

GPL
Laboratories

CASE NARRATIVE

CLIENT: PARSONS ENGINEERING SCIENCE
PROJECT/SITE: SPRING VALLEY OU-5
WORK ORDER(S): 306007
REVIEW DATE: 6/13/03

The Case Narrative, Chain of Custody, Sample Receipt Checklist, and the cover page of the Sample Analysis Report, are integral parts of GPL Laboratories' report package. If you did not receive all of these documents, please contact GPL immediately.

Sample Receipt

Twenty Eight soil samples were received on 06/03/2003. The samples were delivered by GPL courier. Sample receipt conditions and temperatures are documented on the Sample Receipt Checklist.

Sample Analysis

Samples were prepared and analyzed by GPL using the analytical methodologies indicated on the Sample Analysis Summary Report. In some chromatographic analyses, manual integration is used instead of automated integration because it produces more accurate results. All manual integrations are denoted on the sample quantitation report as "m". Analysis results and limits for soil are reported on a dry weight basis unless otherwise specified on the report.

Metals

1. Twenty-eight soil samples were analyzed for arsenic by EPA SW846 methods.
2. A matrix spike, duplicate, and serial dilution were performed on samples OU5-CSA-6-4316WinP-(40,60), and OU5-CSA-6-4316WinP-(40,20). They were within the control limits.
3. Calibration standards are verified against independent check standards purchased from a commercial vendor of environmental standards.
4. All GPL QA/QC criteria were met.

Project Manager

Laboratory Director

GPL LABORATORIES, LLLP

Qualifier Definitions

U = Indicates that the compound was analyzed for but not detected at or above the reporting limit

Organics:

B = Indicates that the analyte was found in the associated blank as well as in the sample

D = Indicates that the analyte was reported from a diluted analysis

E = Indicates that the concentration detected exceeded the calibration range of the instrument

J = Value is less than the reporting limits but greater than the MDL

P = Indicates that there is greater than 25% difference for detected pesticide/Aroclor results between the two GC columns

Metals:

B = Indicates that the reported value was less than the reporting limit but greater than or equal to the IDL/MDL

E = Indicates that reported value is estimated because of the possible presence of interference (i.e., the serial dilution not within control limits)

H = Indicates that the element was found in the associated blank as well as in the sample and the value is greater than or equal to the reporting limit

N = Spiked sample recovery not within control limits

* = Duplicate analysis not within control limits

GPL LABORATORIES
202 Perry Parkway
Gaithersburg, MD 20877
(301) 926-5802

CHAIN OF CUSTODY

DATE: 6/3/03

COC #:

PAGE: 1 OF 2

GPL Project Manager:	D. Griffith	Parsons Project Contact:	Thomas Bachovchin	Site:	OU5 Expanded Sampling	Disposal Instructions:	LAB
Project Name:	Spring Valley	Phone Number:	(703) 934-2345	Address	Fed.Property, 5201 Littlefalls Rd	Shipment Method:	COURIER
Project Number:	740144	Purchase Order No.:			Washington, DC 20016	Waybill Number	NA

Comments: H=Hold Analysis Request X=Analyze

REGULAR TURNAROUND TIME

Preservatives and Containers: 4 oz; 500 mL HNO_3

Methods for Analysis: Arsenic (SW846 3050B/6010B); Arsenic (SW846 3050B/6010B)

RUSH

No.	LAB Sample ID	Date Sampled	Time Sampled	Matrix	Sampler's Initials	Arsenic (SW846 3050B/6010B)	Arsenic (SW846 3050B/6010B)	QC (MS/MSD)	TOTAL BOTTLES
1	OU5-CSA-6-4316WinP-(20,80)	6/3/03	1049	SOIL	EC, TP	X			1
2	OU5-CSA-6-4316WinP-(20,60)	6/3/03	1045	SOIL	EC, TP	X			1
3	OU5-CSA-6-4316WinP-(20,40)	6/3/03	1043	SOIL	EC, TP	X			1
4	OU5-CSA-6-4316WinP-(40,80)	6/3/03	1051	SOIL	EC, TP	X			1
5	OU5-CSA-6-4316WinP-(40,60)	6/3/03	1041	SOIL	EC, TP	X	"MS/MSD01"	1	1
6	OU5-CSA-6-4316WinP-(40,40)	6/3/03	1053	SOIL	EC, TP	X			1
7	OU5-CSA-6-4316WinP-(40,20)	6/3/03	1047	SOIL	EC, TP	X	"MS/MSD02"		1
8	OU5-CSA-6-4316WinP-(60,80)	6/3/03	1101	SOIL	EC, TP	X			1
9	OU5-CSA-6-4316WinP-(60,60)	6/3/03	1059	SOIL	EC, TP	X			1
10	OU5-CSA-6-4316WinP-(60,40)	6/3/03	1054	SOIL	EC, TP	X			1
11	OU5-CSA-6-4316WinP-(60,20)	6/3/03	1056	SOIL	EC, TP	X			1
12	OU5-CSA-6-4316WinP-(80,80)	6/3/03	1057	SOIL	EC, TP	X			1
13	OU5-CSA-6-4316WinP-(80,60)	6/3/03	1048	SOIL	EC, TP	X			1
14	OU5-CSA-6-4316WinP-(80,40)	6/3/03	1058	SOIL	EC, TP	X			1
15	OU5-CSA-6-4316WinP-(80,20)	6/3/03	1052	SOIL	EC, TP	X			1

Relinquished By: ERIC CHENG	Date: 6/3/03	Time: 1400
Received By: [signature]	Date: 6/3/03	Time: [illegible]
Relinquished By:	Date:	Time:
Received By:	Date:	Time:
Received By (LAB):	Date:	Time:

For Lab Use

GPL WORK ORDER #: 306007

① C of C rec. via email

GPL Laboratories

GPL LABORATORIES
202 Perry Parkway
Gaithersburg, MD 20877
(301) 926-5802

CHAIN OF CUSTODY

DATE: 6/3/03

COC #:

PAGE: 2 OF 2

GPL Project Manager:	D. Griffith	Parsons Project Contact:	Thomas Bachovchin	Site:	OU5 Expanded Sampling	Disposal Instructions:	LAB
Project Name:	Spring Valley	Phone Number:	(703) 934-2345	Address	Fed.Property, 5201 Littlefalls Rd	Shipment Method:	COURIER
Project Number:	740144	Purchase Order No.:			Washington, DC 20016	Waybill Number	NA

Comments: H=Hold Analysis Request X=Analyze

REGULAR TURNAROUND TIME

Preservatives and Containers: 4 oz; 500 ml, HNO_3

Methods for Analysis: Arsenic (SW846 3050B/6010B); Arsenic (SW846 3050B/6010B); RUSH; ICC (MS/MSD); TOTAL BOTTLES

Sample Information

No.	LAB Sample ID	Date Sampled	Time Sampled	Matrix	Sampler's Initials	Arsenic (SW846 3050B/6010B)	Arsenic (SW846 3050B/6010B)	ICC (MS/MSD)	TOTAL BOTTLES
16	OU5-CSA-6-4316WinP-(100,100)	6/3/03	1104	SOIL	EC, TP	X			1
17	OU5-CSA-6-4316WinP-(100,80)	6/3/03	1055	SOIL	EC, TP	X			1
18	OU5-CSA-6-4316WinP-(100,60)	6/3/03	1050	SOIL	EC, TP	X			1
19	OU5-CSA-6-4316WinP-(100,40)	6/3/03	1044	SOIL	EC, TP	X			1
20	OU5-CSA-6-4316WinP-(120,100)	6/3/03	1106	SOIL	EC, TP	X			1
21	OU5-CSA-6-4316WinP-(120,80)	6/3/03	1042	SOIL	EC, TP	X			1
22	OU5-CSA-6-4316WinP-(120,60)	6/3/03	1040	SOIL	EC, TP	X			1
23	OU5-CSA-6-4316WinP-(120,40)	6/3/03	1046	SOIL	EC, TP	X			1
24	OU5-CSA-6-4316WinP-(140,80)	6/3/03	1102	SOIL	EC, TP	X			1
25	OU5-CSA-6-4316WinP-(140,40)	6/3/03	1100	SOIL	EC, TP	X			1
26	OU5-CSA-6-4316WinP-DUP01	6/3/03	1200	SOIL	EC, TP	X			1
27	OU5-CSA-6-4316WinP-DUP02	6/3/03	1300	SOIL	EC, TP	X			1
28	OU5-CSA-6-4316WinP-EB01	6/3/03	1205	SOIL	EC, TP		X		1
29	OU5-CSA-6-4316WinP-EB02	6/3/03	1305	SOIL	EC, TP		X		1
30	OU5-CSA-6-4316WinP-SB1	6/3/03	1130	SOIL	EC, TP	X			1

Relinquished By: ERIC CHENG	Date: 6/3/03	Time: 1400
Received By: DL Griffith	Date: 6/6/03	Time: ③ 1415
Relinquished By:	Date:	Time:
Received By:	Date:	Time:
Received By (LAB):	Date:	Time:

For Lab Use

GPL WORK ORDER #: 306007

③ GPL rec. via email

GPL Laboratories, LLLP

SAMPLE RECEIPT CHECKLIST

W.O. No: 306007

Client Name: Parson ES

Date Received: 6/3/03

Time Received: 14:15

Received By: Debbie

Carrier Name: GPL

Prepared (Logged In) By: [illegible] 6/3/03 (Initials Date)

Project:

Site:

VOA Holding Blank I.D. No:

	YES	NO
Airbill/Manifest Present?		✓
No.		
Shipping Container in Good Condition?	✓	
Custody Seals Present on Shipping Container?		✓
Condition: Broken ____ Intact-not dated or signed ____ Intact-dated and signed ____		
Usage of Tamper Evident Type		✓
Chain-of-Custody Present?	✓	
Chain-of-Custody Agrees with Sample Labels?	✓	
Chain-of-Custody Signed?	✓	
Packing Present in Shipping Container? Type of Packing Bag	✓	
Custody seals on Sample Bottles? Condition: Good ____ Broken ____		✓
Total Number of Sample Bottles 28		
Total Number of Samples 28		
Samples Intact?	✓	
Sufficient Sample Volume for Indicated Test?	✓	

	YES	NO
Trip Blanks: No. of Sets ____		✓
Field Blanks: No. of Sets ____		✓
Equip. Blank: No. of Sets ____		✓
Field Duplicate: No. of Sets ____		✓
MS/MSD: No of Sets ____		✓
VOA Vials Have Zero Headapace?		✓
Preservatives Added to Sample?		✓
pH Check Required? Performed By? ____		✓
Ice Present in Shipping Container?	✓	

Container #	Temp.	Container #	Temp.
1	3.0		

Project Manager Contacted?
Name: Debbie
Date Contacted: 6/5/03

Any NO response must be detailed in the comments section below. If items are not applicable to particular samples or contracts, they should be marked N/A/

COMMENTS:

Checklist Completed By: [illegible]

Date: 6/3/03

GPL - Maryland Laboratory

Cover Page - Inorganic Analysis Data Package

SDG: 306007

Client ID	Lab Sample ID:
OU5-CSA-6-4316WinP-(100,100)	S 306007-016-016-1/1
OU5-CSA-6-4316WinP-(100,40)	S 306007-019-019-1/1
OU5-CSA-6-4316WinP-(100,60)	S 306007-018-018-1/1
OU5-CSA-6-4316WinP-(100,80)	S 306007-017-017-1/1
OU5-CSA-6-4316WinP-(120,100)	S 306007-020-020-1/1
OU5-CSA-6-4316WinP-(120,40)	S 306007-023-023-1/1
OU5-CSA-6-4316WinP-(120,60)	S 306007-022-022-1/1
OU5-CSA-6-4316WinP-(120,80)	S 306007-021-021-1/1
OU5-CSA-6-4316WinP-(140,40)	S 306007-025-025-1/1
OU5-CSA-6-4316WinP-(140,60)	S 306007-024-024-1/1
OU5-CSA-6-4316WinP-(20,40)	S 306007-003-003-1/1
OU5-CSA-6-4316WinP-(20,60)	S 306007-002-002-1/1
OU5-CSA-6-4316WinP-(20,80)	S 306007-001-001-1/1
OU5-CSA-6-4316WinP-(40,20)	D 306007-007-007-1/1
OU5-CSA-6-4316WinP-(40,20)	S 306007-007-007-1/1
OU5-CSA-6-4316WinP-(40,20)	SP306007-007-007-1/1
OU5-CSA-6-4316WinP-(40,40)	S 306007-006-006-1/1
OU5-CSA-6-4316WinP-(40,60)	D 306007-005-005-1/1
OU5-CSA-6-4316WinP-(40,60)	S 306007-005-005-1/1
OU5-CSA-6-4316WinP-(40,60)	SP306007-005-005-1/1
OU5-CSA-6-4316WinP-(40,80)	S 306007-004-004-1/1
OU5-CSA-6-4316WinP-(60,20)	S 306007-011-011-1/1
OU5-CSA-6-4316WinP-(60,40)	S 306007-010-010-1/1
OU5-CSA-6-4316WinP-(60,60)	S 306007-009-009-1/1
OU5-CSA-6-4316WinP-(60,80)	S 306007-008-008-1/1
OU5-CSA-6-4316WinP-(80,20)	S 306007-015-015-1/1
OU5-CSA-6-4316WinP-(80,40)	S 306007-014-014-1/1
OU5-CSA-6-4316WinP-(80,60)	S 306007-013-013-1/1

GPL - Maryland Laboratory

Cover Page - Inorganic Analysis Data Package

SDG: 306007

Client ID	Lab Sample ID:
OU5-CSA-6-4316WinP-(80,80)	S 306007-012-012-1/1
OU5-CSA-6-4316WinP-DUP01	S 306007-026-026-1/1
OU5-CSA-6-4316WinP-DUP02	S 306007-027-027-1/1
OU5-CSA-6-4316WinP-SB1	S 306007-028-028-1/1

Comments:

I certify that this data package is in compliance with the terms and conditions of the contract, both technically and for completeness, for other than conditions detailed above. Release of the data combined in this hardcopy data package and in the computer-readable data submitted on diskette has been authorized by the Laboratory Manager or the Manager's designee, as verified by the following signature.

Signature: Steve Dill Name: Steve Dill

Date: 6-15-03 Title: Metals Supervisor

GPL - Maryland Laboratory

Metals Data Reporting Form

Sample Results SDG: 306007

Lab Sample ID: S 306007-001-001-1/1 **Client ID:** OU5-CSA-6-4316WinP-(20,80)

Matrix: Soil **Units:** mg/kg **Prep Date:** 6/05/03 **Prep Batch:** 60731

Weight: 1.33 **Volume:** 100 **Percent Moisture:** 24.71

Element	WL/ Mass	IDL	Report Limit	Conc	Q	DF	Instr	Anal Date	Anal Time
Arsenic	189.04	0.27	2.0	29.3		1	ICPST	6/06/03	1:32

Comments: Sample Date: 06/03/03 Sample Time: 10:49 AM Color(Before): BROWN Color(After): YELLOW Clarity(After): CLEAR Texture: MEDIUM

E Serial dilution percent difference not within limits
U Result is less than the IDL

Form 1 Equivalent

GPL - Maryland Laboratory

Metals Data Reporting Form

Sample Results SDG: 306007

Lab Sample ID: S 306007-002-002-1/1 **Client ID:** OU5-CSA-6-4316WinP-(20,60)

Matrix: Soil **Units:** mg/kg **Prep Date:** 6/05/03 **Prep Batch:** 60731

Weight: 1.22 **Volume:** 100 **Percent Moisture:** 26.81

Element	WL/ Mass	IDL	Report Limit	Conc	O	DF	Instr	Anal Date	Anal Time
Arsenic	189.04	0.30	2.2	4.5		1	ICPST	6/06/03	1:40

Comments: Sample Date: 06/03/03 Sample Time: 10:45 AM Color(Before): BROWN Color(After): YELLOW Clarity(After): CLEAR Texture: MEDIUM

E Serial dilution percent difference not within limits
U Result is less than the IDL

Form 1 Equivalent

GPL - Maryland Laboratory

Metals Data Reporting Form

Sample Results **SDG:** 306007

Lab Sample ID: S 306007-003-003-1/1 **Client ID:** OU5-CSA-6-4316WinP-(20,40)

Matrix: Soil **Units:** mg/kg **Prep Date:** 6/05/03 **Prep Batch:** 60731

Weight: 1.23 **Volume:** 100 **Percent Moisture:** 19.65

Element	WL/ Mass	IDL	Report Limit	Conc	Q	DF	Instr	Anal Date	Anal Time
Arsenic	189.04	0.27	2.0	3.4		1	ICPST	6/06/03	1:48

Comments: Sample Date: 06/03/03 Sample Time: 10:43 AM Color(Before): BROWN Color(After): YELLOW Clarity(After): CLEAR Texture: MEDIUM

E Serial dilution percent difference not within limits

U Result is less than the IDL

Form 1 Equivalent

GPL - Maryland Laboratory

Metals Data Reporting Form

Sample Results **SDG:** 306007

Lab Sample ID: S 306007-004-004-1/1 **Client ID:** OU5-CSA-6-4316WinP-(40,80)

Matrix: Soil **Units:** mg/kg **Prep Date:** 6/05/03 **Prep Batch:** 60731

Weight: 1.17 **Volume:** 100 **Percent Moisture:** 34.24

Element	WL/ Mass	IDL	Report Limit	Conc	Q	DF	Instr	Anal Date	Anal Time
Arsenic	189.04	0.35	2.6	5.6		1	ICPST	6/06/03	1:55

Comments: Sample Date: 06/03/03 Sample Time: 10:51 AM Color(Before): BROWN Color(After): YELLOW Clarity(After): CLEAR Texture: MEDIUM

E Serial dilution percent difference not within limits

U Result is less than the IDL

Form 1 Equivalent

GPL - Maryland Laboratory

Metals Data Reporting Form

Sample Results **SDG:** 306007

Lab Sample ID: S 306007-005-005-1/1 **Client ID:** OU5-CSA-6-4316WinP-(40,60)

Matrix: Soil **Units:** mg/kg **Prep Date:** 6/05/03 **Prep Batch:** 60731

Weight: 1.23 **Volume:** 100 **Percent Moisture:** 29.73

Element	WL/ Mass	IDL	Report Limit	Conc	Q	DF	Instr	Anal Date	Anal Time
Arsenic	189.04	0.31	2.3	3.3		1	ICPST	6/06/03	2:03

Comments: Sample Date: 06/03/03 Sample Time: 10:41 AM Color(Before): BROWN Color(After): YELLOW Clarity(After): CLEAR Texture: MEDIUM

E Serial dilution percent difference not within limits

U Result is less than the IDL

Form 1 Equivalent

GPL - Maryland Laboratory

Metals Data Reporting Form

Sample Results **SDG:** 306007

Lab Sample ID: S 306007-006-006-1/1 **Client ID:** OU5-CSA-6-4316WinP-(40,40)

Matrix: Soil **Units:** mg/kg **Prep Date:** 6/05/03 **Prep Batch:** 60731

Weight: 1.22 **Volume:** 100 **Percent Moisture:** 29.24

Element	WL/ Mass	IDL	Report Limit	Conc	Q	DF	Instr	Anal Date	Anal Time
Arsenic	189.04	0.31	2.3	3.7		1	ICPST	6/06/03	3:00

Comments: Sample Date: 06/03/03 Sample Time: 10:53 AM Color(Before): BROWN Color(After): YELLOW Clarity(After): CLEAR Texture: MEDIUM

E Serial dilution percent difference not within limits

U Result is less than the IDL

Form I Equivalent

GPL - Maryland Laboratory

Metals Data Reporting Form

Sample Results SDG: 306007

Lab Sample ID: S 306007-008-008-1/1 **Client ID:** OU5-CSA-6-4316WinP-(60,80)

Matrix: Soil **Units:** mg/kg **Prep Date:** 6/05/03 **Prep Batch:** 60731

Weight: 1.21 **Volume:** 100 **Percent Moisture:** 26.14

Element	WL/ Mass	IDL	Report Limit	Conc	Q	DF	Instr	Anal Date	Anal Time
Arsenic	189.04	0.30	2.2	14.4		1	ICPST	6/06/03	3:07

Comments: Sample Date: 06/03/03 Sample Time: 11:01 AM Color(Before): BROWN Color(After): YELLOW Clarity(After): CLEAR Texture: MEDIUM

E Serial dilution percent difference not within limits

U Result is less than the IDL

Form 1 Equivalent

GPL - Maryland Laboratory

Metals Data Reporting Form

Sample Results SDG: 306007

Lab Sample ID: S 306007-009-009-1/1 Client ID: OU5-CSA-6-4316WmP-(60,60)

Matrix: Soil Units: mg/kg Prep Date: 6/05/03 Prep Batch: 60731

Weight: 1.19 Volume: 100 Percent Moisture: 37.57

Element	WL/ Mass	IDL	Report Limit	Conc	Q	DF	Instr	Anal Date	Anal Time
Arsenic	189.04	0.36	2.7	4.7		1	ICPST	6/06/03	3:15

Comments: Sample Date: 06/03/03 Sample Time: 10:59 AM Color(Before): BROWN Color(After): YELLOW Clarity(After): CLEAR Texture: MEDIUM

E Serial dilution percent difference not within limits

U Result is less than the IDL

Form 1 Equivalent

GPL - Maryland Laboratory

Metals Data Reporting Form

Sample Results SDG: 306007

Lab Sample ID: S 306007-010-010-1/1 **Client ID:** OU5-CSA-6-4316WinP-(60,40)

Matrix: Soil **Units:** mg/kg **Prep Date:** 6/05/03 **Prep Batch:** 60731

Weight: 1.26 **Volume:** 100 **Percent Moisture:** 31.74

Element	WL/ Mass	IDL	Report Limit	Conc	Q	DF	Instr	Anal Date	Anal Time
Arsenic	189.04	0.31	2.3	3.8		1	ICPST	6/06/03	3:23

Comments: Sample Date: 06/03/03 Sample Time: 10:54 AM Color(Before): BROWN Color(After): YELLOW Clarity(After): CLEAR Texture: MEDIUM

B Serial dilution percent difference not within limits
U Result is less than the IDL

Form 1 Equivalent

GPL - Maryland Laboratory

Metals Data Reporting Form

Sample Results SDG: 306007

Lab Sample ID: S 306007-011-011-1/1 **Client ID:** OU5-CSA-6-4316WinP-(60,20)

Matrix: Soil **Units:** mg/kg **Prep Date:** 6/05/03 **Prep Batch:** 60731

Weight: 1.21 **Volume:** 100 **Percent Moisture:** 29.83

Element	WL/ Mass	IDL	Report Limit	Conc	Q	DF	Instr	Anal Date	Anal Time
Arsenic	189.04	0.32	2.4	7.0		1	ICPST	6/06/03	3:30

Comments: Sample Date: 06/03/03 Sample Time: 10:56 AM Color(Before): BROWN Color(After): YELLOW Clarity(After): CLEAR Texture: MEDIUM

E Serial dilution percent difference not within limits
U Result is less than the IDL

Form 1 Equivalent

GPL - Maryland Laboratory

Metals Data Reporting Form

Sample Results SDG: 306007

Lab Sample ID: S 306007-012-012-1/1 **Client ID:** OU5-CSA-6-4316WinP-(80,80)

Matrix: Soil **Units:** mg/kg **Prep Date:** 6/05/03 **Prep Batch:** 60731

Weight: 1.23 **Volume:** 100 **Percent Moisture:** 25.79

Element	WL/ Mass	IDL	Report Limit	Conc	Q	DF	Instr	Anal Date	Anal Time
Arsenic	189.04	0.30	2.2	9.4		1	ICPST	6/06/03	3:38

Comments: Sample Date: 06/03/03 Sample Time: 10:57 AM Color(Before): BROWN Color(After): YELLOW Clarity(After): CLEAR Texture: MEDIUM

E Serial dilution percent difference not within limits
U Result is less than the IDL

Form 1 Equivalent

GPL - Maryland Laboratory

Metals Data Reporting Form

Sample Results SDG: 306007

Lab Sample ID: S 306007-013-013-1/1 **Client ID:** OU5-CSA-6-4316WinP-(80,60)

Matrix: Soil **Units:** mg/kg **Prep Date:** 6/05/03 **Prep Batch:** 60731

Weight: 1.19 **Volume:** 100 **Percent Moisture:** 28.50

Element	WL/ Mass	IDL	Report Limit	Conc	Q	DF	Instr	Anal Date	Anal Time
Arsenic	189.04	0.32	2.4	7.5		1	ICPST	6/06/03	3:46

Comments: Sample Date: 06/03/03 Sample Time: 10:48 AM Color(Before): BROWN Color(After): YELLOW Clarity(After): CLEAR Texture: MEDIUM

E Serial dilution percent difference not within limits

U Result is less than the IDL

Form 1 Equivalent

GPL - Maryland Laboratory

Metals Data Reporting Form

Sample Results **SDG:** 306007

Lab Sample ID: S 306007-014-014-1/1 **Client ID:** OU5-CSA-6-4316WinP-(80,40)

Matrix: Soil **Units:** mg/kg **Prep Date:** 6/05/03 **Prep Batch:** 60731

Weight: 1.42 **Volume:** 100 **Percent Moisture:** 25.28

Element	WL/ Mass	IDL	Report Limit	Conc	Q	DF	Instr	Anal Date	Anal Time
Arsenic	189.04	0.25	1.9	5.8		1	ICPST	6/06/03	4:11

Comments: Sample Date: 06/03/03 Sample Time: 10:58 AM Color(Before): BROWN Color(After): YELLOW Clarity(After): CLEAR Texture: MEDIUM

E Serial dilution percent difference not within limits
U Result is less than the IDL

Form I Equivalent

GPL - Maryland Laboratory

Metals Data Reporting Form

Sample Results SDG: 306007

Lab Sample ID: S 306007-015-015-1/1 **Client ID:** OU5-CSA-6-4316WinP-(80,20)

Matrix: Soil **Units:** mg/kg **Prep Date:** 6/05/03 **Prep Batch:** 60731

Weight: 1.22 **Volume:** 100 **Percent Moisture:** 38.31

Element	WL/ Mass	IDL	Report Limit	Conc	Q	DF	Instr	Anal Date	Anal Time
Arsenic	189.04	0.36	2.7	8.2		1	ICPST	6/06/03	4:19

Comments: Sample Date: 06/03/03 Sample Time: 10:52 AM Color(Before): BROWN Color(After): YELLOW Clarity(After): CLEAR Texture: MEDIUM

E Serial dilution percent difference not within limits

U Result is less than the IDL

Form 1 Equivalent

GPL - Maryland Laboratory

Metals Data Reporting Form

Sample Results SDG: 306007

Lab Sample ID: S 306007-016-016-1/1 Client ID: U5-CSA-6-4316WinP-(100,10

Matrix: Soil Units: mg/kg Prep Date: 6/05/03 Prep Batch: 60731

Weight: 1.21 Volume: 100 Percent Moisture: 28.03

Element	WL/ Mass	IDL	Report Limit	Conc	Q	DF	Instr	Anal Date	Anal Time
Arsenic	189.04	0.31	2.3	4.8		1	ICPST	6/06/03	4:27

Comments: Sample Date: 06/03/03 Sample Time: 11:04 AM Color(Before): BROWN Color(After): YELLOW Clarity(After): CLEAR Texture: MEDIUM

E Serial dilution percent difference not within limits

U Result is less than the IDL

Form 1 Equivalent

GPL - Maryland Laboratory

Metals Data Reporting Form

Sample Results SDG: 306007

Lab Sample ID: S 306007-017-017-1/1 **Client ID:** U5-CSA-6-4316WinP-(100,80

Matrix: Soil **Units:** mg/kg **Prep Date:** 6/05/03 **Prep Batch:** 60731

Weight: 1.23 **Volume:** 100 **Percent Moisture:** 25.40

Element	WL/ Mass	IDL	Report Limit	Conc	Q	DF	Instr	Anal Date	Anal Time
Arsenic	189.04	0.29	2.2	13.6		1	ICPST	6/06/03	4:35

Comments: Sample Date: 06/03/03 Sample Time: 10:55 AM Color(Before): BROWN Color(After): YELLOW Clarity(After): CLEAR Texture: MEDIUM

E Serial dilution percent difference not within limits

U Result is less than the IDL

Form 1 Equivalent

GPL - Maryland Laboratory

Metals Data Reporting Form

Sample Results SDG: 306007

Lab Sample ID: S 306007-018-018-1/1 **Client ID:** U5-CSA-6-4316WinP-(100,60

Matrix: Soil **Units:** mg/kg **Prep Date:** 6/05/03 **Prep Batch:** 60731

Weight: 1.29 **Volume:** 100 **Percent Moisture:** 22.12

Element	WL/ Mass	IDL	Report Limit	Conc	Q	DF	Instr	Anal Date	Anal Time
Arsenic	189.04	0.27	2.0	15.7		1	ICPST	6/06/03	4:42

Comments: Sample Date: 06/03/03 Sample Time: 10:50 AM Color(Before): BROWN Color(After): YELLOW Clarity(After): CLEAR Texture: MEDIUM

E Serial dilution percent difference not within limits

U Result is less than the IDL

Form 1 Equivalent

GPL - Maryland Laboratory

Metals Data Reporting Form

Sample Results SDG: 306007

Lab Sample ID: S 306007-019-019-1/1 **Client ID:** U5-CSA-6-4316WinP-(100,40

Matrix: Soil **Units:** mg/kg **Prep Date:** 6/05/03 **Prep Batch:** 60731

Weight: 1.21 **Volume:** 100 **Percent Moisture:** 33.29

Element	WL/ Mass	IDL	Report Limit	Conc	Q	DF	Instr	Anal Date	Anal Time
Arsenic	189.04	0.33	2.5	27.6		1	ICPST	6/06/03	4:50

Comments: Sample Date: 06/03/03 Sample Time: 10:44 AM Color(Before): BROWN Color(After): YELLOW Clarity(After): CLEAR Texture: MEDIUM

E Serial dilution percent difference not within limits

U Result is less than the IDL

Form 1 Equivalent

GPL - Maryland Laboratory

Metals Data Reporting Form

Sample Results SDG: 306007

Lab Sample ID: S 306007-020-020-1/1 **Client ID:** U5-CSA-6-4316WinP-(120,10

Matrix: Soil **Units:** mg/kg **Prep Date:** 6/05/03 **Prep Batch:** 60731

Weight: 1.22 **Volume:** 100 **Percent Moisture:** 39.56

Element	WL/ Mass	IDL	Report Limit	Conc	Q	DF	Instr	Anal Date	Anal Time
Arsenic	189.04	0.37	2.7	6.5		1	ICPST	6/06/03	4:58

Comments: Sample Date: 06/03/03 Sample Time: 11:06 AM Color(Before): BROWN Color(After): YELLOW Clarity(After): CLEAR Texture: MEDIUM

E Serial dilution percent difference not within limits

U Result is less than the IDL

Form 1 Equivalent

GPL - Maryland Laboratory

Metals Data Reporting Form

Sample Results **SDG:** 306007

Lab Sample ID: S 306007-021-021-1/1 **Client ID:** U5-CSA-6-4316WinP-(120,80

Matrix: Soil **Units:** mg/kg **Prep Date:** 6/05/03 **Prep Batch:** 60731

Weight: 1.15 **Volume:** 100 **Percent Moisture:** 21.83

Element	WL/ Mass	IDL	Report Limit	Conc	Q	DF	Instr	Anal Date	Anal Time
Arsenic	189.04	0.30	2.2	4.5		1	ICPST	6/06/03	5:06

Comments: Sample Date: 06/03/03 Sample Time: 10:42 AM Color(Before): BROWN Color(After): YELLOW Clarity(After): CLEAR Texture: MEDIUM

E Serial dilution percent difference not within limits

U Result is less than the IDL

Form I Equivalent

GPL - Maryland Laboratory

Metals Data Reporting Form

Sample Results SDG: 306007

Lab Sample ID: S 306007-007-007-1/1 **Client ID:** OU5-CSA-6-4316WinP-(40,20)

Matrix: Soil **Units:** mg/kg **Prep Date:** 6/05/03 **Prep Batch:** 60732

Weight: 1.12 **Volume:** 100 **Percent Moisture:** 21.61

Element	WL/ Mass	IDL	Report Limit	Conc	Q	DF	Instr	Anal Date	Anal Time
Arsenic	189.04	0.31	2.3	4.2		1	ICPST	6/06/03	5:47

Comments: Sample Date: 06/03/03 Sample Time: 10:47 AM Color(Before): BROWN Color(After): YELLOW Clarity(After): CLEAR Texture: MEDIUM

E Serial dilution percent difference not within limits

U Result is less than the IDL

Form 1 Equivalent

GPL - Maryland Laboratory

Metals Data Reporting Form

Sample Results SDG: 306007

Lab Sample ID: S 306007-022-022-1/1 Client ID: U5-CSA-6-4316WmP-(120,60

Matrix: Soil Units: mg/kg Prep Date: 6/05/03 Prep Batch: 60732

Weight: 1.21 Volume: 100 Percent Moisture: 25.19

Element	WL/ Mass	IDL	Report Limit	Conc	Q	DF	Instr	Anal Date	Anal Time
Arsenic	189.04	0.30	2.2	4.4		1	ICPST	6/06/03	6:25

Comments: Sample Date: 06/03/03 Sample Time: 10:40 AM Color(Before): BROWN Color(After): YELLOW Clarity(After): CLEAR Texture: MEDIUM

E Serial dilution percent difference not within limits

U Result is less than the IDL

Form 1 Equivalent

GPL - Maryland Laboratory

Metals Data Reporting Form

Sample Results SDG: 306007

Lab Sample ID: S 306007-023-023-1/1 **Client ID:** U5-CSA-6-4316WinP-(120,40

Matrix: Soil **Units:** mg/kg **Prep Date:** 6/05/03 **Prep Batch:** 60732

Weight: 1.24 **Volume:** 100 **Percent Moisture:** 34.10

Element	WL/ Mass	IDL	Report Limit	Conc	Q	DF	Instr	Anal Date	Anal Time
Arsenic	189.04	0.33	2.4	15.3		1	ICPST	6/06/03	6:33

Comments: Sample Date: 06/03/03 Sample Time: 10:46 AM Color(Before): BROWN Color(After): YELLOW Clarity(After): CLEAR Texture: MEDIUM

E Serial dilution percent difference not within limits

U Result is less than the IDL

Form I Equivalent

GPL - Maryland Laboratory

Metals Data Reporting Form

Sample Results SDG: 306007

Lab Sample ID: S 306007-024-024-1/1 **Client ID:** U5-CSA-6-4316WinP-(140,60

Matrix: Soil **Units:** mg/kg **Prep Date:** 6/05/03 **Prep Batch:** 60732

Weight: 1.35 **Volume:** 100 **Percent Moisture:** 20.60

Element	WL/ Mass	IDL	Report Limit	Conc	Q	DF	Instr	Anal Date	Anal Time
Arsenic	189.04	0.25	1.9	5.9		1	ICPST	6/06/03	6:41

Comments: Sample Date: 06/03/03 Sample Time: 11:02 AM Color(Before): BROWN Color(After): YELLOW Clarity(After): CLEAR Texture: MEDIUM

E Serial dilution percent difference not within limits

U . Result is less than the IDL

Form 1 Equivalent

GPL - Maryland Laboratory

Metals Data Reporting Form

Sample Results SDG: 306007

Lab Sample ID: S 306007-025-025-1/1 **Client ID:** U5-CSA-6-4316WinP-(140,40

Matrix: Soil **Units:** mg/kg **Prep Date:** 6/05/03 **Prep Batch:** 60732

Weight: 1.19 **Volume:** 100 **Percent Moisture:** 31.51

Element	WL/ Mass	IDL	Report Limit	Conc	Q	DF	Instr	Anal Date	Anal Time
Arsenic	189.04	0.33	2.5	13.2		1	ICPST	6/06/03	6:49

Comments: Sample Date: 06/03/03 Sample Time: 11:00 AM Color(Before): BROWN Color(After): YELLOW Clarity(After): CLEAR Texture: MEDIUM

E Serial dilution percent difference not within limits

U Result is less than the IDL

Form 1 Equivalent

GPL - Maryland Laboratory

Metals Data Reporting Form

Sample Results SDG: 306007

Lab Sample ID: S 306007-026-026-1/1 **Client ID:** OU5-CSA-6-4316WinP-DUP01

Matrix: Soil **Units:** mg/kg **Prep Date:** 6/05/03 **Prep Batch:** 60732

Weight: 1.17 **Volume:** 100 **Percent Moisture:** 27.71

Element	WL/ Mass	IDL	Report Limit	Conc	Q	DF	Instr	Anal Date	Anal Time
Arsenic	189.04	0.32	2.4	4.1		1	ICPST	6/06/03	6:56

Comments: Sample Date: 06/03/03 Sample Time: 12:00 PM Color(Before): BROWN Color(After): YELLOW Clarity(After): CLEAR Texture: MEDIUM

E Serial dilution percent difference not within limits
U Result is less than the IDL

Form 1 Equivalent

GPL - Maryland Laboratory

Metals Data Reporting Form

Sample Results SDG: 306007

Lab Sample ID: S 306007-027-027-1/1 **Client ID:** OU5-CSA-6-4316WinP-DUP02

Matrix: Soil **Units:** mg/kg **Prep Date:** 6/05/03 **Prep Batch:** 60732

Weight: 1.25 **Volume:** 100 **Percent Moisture:** 22.38

Element	WL/ Mass	IDL	Report Limit	Conc	Q	DF	Instr	Anal Date	Anal Time
Arsenic	189.04	0.28	2.1	24.1		1	ICPST	6/06/03	7:22

Comments: Sample Date: 06/03/03 Sample Time: 01:00 PM Color(Before): BROWN Color(After): YELLOW Clarity(After): CLEAR Texture: MEDIUM

E Serial dilution percent difference not within limits

U Result is less than the IDL

Form 1 Equivalent

GPL - Maryland Laboratory

Metals Data Reporting Form

Sample Results SDG: 306007

Lab Sample ID: S 306007-028-028-1/1 **Client ID:** OU5-CSA-6-4316WinP-SB1

Matrix: Soil **Units:** mg/kg **Prep Date:** 6/05/03 **Prep Batch:** 60732

Weight: 1.16 **Volume:** 100 **Percent Moisture:** 18.83

Element	WL/ Mass	IDL	Report Limit	Conc	Q	DF	Instr	Anal Date	Anal Time
Arsenic	189.04	0.29	2.1	2.9		1	ICPST	6/06/03	7:30

Comments: Sample Date: 06/03/03 Sample Time: 11:30 AM Color(Before): BROWN Color(After): YELLOW Clarity(After): CLEAR Texture: MEDIUM

E Serial dilution percent difference not within limits

U Result is less than the IDL

Form 1 Equivalent

GPL - Maryland Laboratory

Metals Data Reporting Form

Initial Calibration Verification Standard **SDG:** 306007

Instrument: ICPST **Units:** ug/L

Chart Number: 030605V.ARC **Acceptable Range:** 90% - 110%

Standard Source: ABSOLUTE **Standard ID:**

Element	WL/ Mass	True Conc	IVICV 6/05/03 6:16 PM									
			Found	% Rec	Found	% Rec	Found	% Rec	Found	% Rec	Found	% Rec
Arsenic	189.042	400.0	420.72	105.2								

Form 2A Equivalent

GPL - Maryland Laboratory

Metals Data Reporting Form

Continuing Calibration Verification **SDG:** 306007

Instrument: ICPST **Units:** ug/L

Chart Number: 030605V.ARC **Acceptable Range:** 90% - 110%

Standard Source: HIGH PURITY **Standard ID:**

Element	WL/ Mass	True Conc	CVCCV 6/05/03 6:30 PM		CVCCV3 6/05/03 8:08 PM		CVCCV3 6/05/03 9:40 PM		CVCCV3 6/05/03 11:13 PM		CVCCV4 6/06/03 12:46 AM	
			Found	% Rec	Found	% Rec	Found	% Rec	Found	% Rec	Found	% Rec
Arsenic	189.042	500.0	507.82	101.6	502.16	100.4	506.12	101.2	508.68	101.7	516.71	103.3

Form 2A Equivalent

GPL - Maryland Laboratory

Metals Data Reporting Form

Continuing Calibration Verification

SDG: 306007

Instrument: ICPST

Units: ug/L

Chart Number: 030605V.ARC

Acceptable Range: 90% - 110%

Standard Source: HIGH PURITY

Standard ID:

Element	WL/ Mass	True Conc	CVCCV4 6/06/03 2:21 AM		CVCCV4 6/06/03 3:56 AM		CVCCV5 6/06/03 5:31 AM		CVCCV5 6/06/03 7:06 AM		CVCCV5 6/06/03 8:03 AM	
			Found	% Rec	Found	% Rec	Found	% Rec	Found	% Rec	Found	% Rec
Arsenic	189.042	500.0	514.60	102.9	510.08	102.0	513.22	102.6	519.97	104.0	519.04	103.8

Form 2A Equivalent

GPL - Maryland Laboratory

Metals Data Reporting Form

Contract Required Detection Limit Standard

SDG: 306007

Instrument: ICPST

Units: ug/L

Chart Number: 030605V.ARC

Acceptable Range: 50% - 150%

Standard Source: HIGH PURITY

Standard ID: REPORTING LIMIT

Element	WL/ Mass	True Conc	REPORT LIMIT 6/05/03 6:44 PM Found	% Rec	Found	% Rec	Found	% Rec	Found	% Rec	Found	% Rec
Arsenic	189.042	20.0	21.48	107.4								

Form 2B Equivalent

GPL - Maryland Laboratory

Metals Data Reporting Form

Initial Calibration Blank Results **SDG:** 306007

Instrument: ICPST **Units:** ug/L

Chart Number: 030605V.ARC

Standard Source: _____ **Standard ID:** _____

Element	WL/ Mass	Report Limit	BIICB 6/05/03 6:23 PM									
			Found	Q	Found	Q	Found	Q	Found	Q	Found	Q
Arsenic	189.042	20	2.7	U								

5.04.5

U Result is less than the IDL
B Result is between IDL and RL

Form 3 Equivalent

GPL - Maryland Laboratory

Metals Data Reporting Form

Preparation Blank Results **SDG:** 306007

Lab Sample ID: BLK60731

Matrix: Soil **Units:** mg/kg **Prep Date:** 6/05/03 **Prep Batch:** 60731

Weight: 1.00 **Volume:** 100 **Percent Moisture:** NA

Element	WL/ Mass	IDL	Report Limit	Conc	Q	DF	Instr	Anal Date	Anal Time
Arsenic	189.042	0.27	2.0	0.27	U	1	ICPST	6/06/03	1:17

Comments: Clarity(After): CLEAR Texture: FINE

5.04.5

U Result is less than the IDL

B Result is between IDL and RL

Form 3 Equivalent

GPL - Maryland Laboratory

Metals Data Reporting Form

Preparation Blank Results **SDG:** 306007

Lab Sample ID: BLK60732

Matrix: Soil **Units:** mg/kg **Prep Date:** 6/05/03 **Prep Batch:** 60732

Weight: 1.00 **Volume:** 100 **Percent Moisture:** NA

Element	WL/ Mass	IDL	Report Limit	Conc	Q	DF	Instr	Anal Date	Anal Time
Arsenic	189.042	0.27	2.0	0.27	U	1	ICPST	6/06/03	5:16

Comments: Clarity(After): CLEAR Texture: FINE

5.04.5

U Result is less than the IDL
B Result is between IDL and RL

Form 3 Equivalent

GPL - Maryland Laboratory

Metals Data Reporting Form

Continuing Calibration Blank Results **SDG:** 306007

Instrument: ICPST **Units:** ug/L

Chart Number: 030605V.ARC

Standard Source: _____ **Standard ID:** _____

Element	WL/ Mass	Report Limit	BCCCB 6/05/03 6:37 PM		BCCCB3 6/05/03 8:15 PM		BCCCB3 6/05/03 9:48 PM		BCCCB3 6/05/03 11:21 PM		BCCCB4 6/06/03 12:53 AM	
			Found	Q	Found	Q	Found	Q	Found	Q	Found	Q
Arsenic	189.042	20	2.7	U	2.7	U	2.7	U	2.7	U	2.7	U

U Result is less than the IDL
B Result is between IDL and RL

Form 3 Equivalent

GPL - Maryland Laboratory

Metals Data Reporting Form

Continuing Calibration Blank Results **SDG:** 306007

Instrument: ICPST **Units:** ug/L

Chart Number: 030605V.ARC

Standard Source: _____ **Standard ID:** _____

Element	WL/ Mass	Report Limit	BCCCB4 6/06/03 2:29 AM		BCCCB4 6/06/03 4:04 AM		BCCCB5 6/06/03 5:39 AM		BCCCB5 6/06/03 7:14 AM		BCCCB5 6/06/03 8:11 AM	
			Found	Q	Found	Q	Found	Q	Found	Q	Found	Q
Arsenic	189.042	20	2.7	U	2.7	U	2.7	U	2.7	U	2.7	U

U Result is less than the IDL
B Result is between IDL and RL

Form 3 Equivalent

GPL - Maryland Laboratory

Metals Data Reporting Form

Interference Check Standard A **SDG:** 306007

Instrument: ICPST **Units:** ug/L

Chart Number: 030605V.ARC **Acceptable Range:** 80% - 120%

Standard Source: HIGH PURITY **Standard ID:**

Element	WL/ Mass	Reporting Limit	True Conc	IAICSAI 6/05/03 6:59 PM Found	Found	Found	Found	Found
Arsenic	189.042	20		-3				

U Result is less than the IDL
B Result is between IDL and RL

Form 4 Equivalent

GPL - Maryland Laboratory

Metals Data Reporting Form

Interference Check Standard AB **SDG:** 306007

Instrument: ICPST **Units:** ug/L

Chart Number: 030605V.ARC **Acceptable Range:** 80% - 120%

Standard Source: HIGH PURITY **Standard ID:**

Element	WL/ Mass	True Conc	IBICSABI 6/05/03 7:06 PM Found	% Rec	Found	% Rec	Found	% Rec	Found	% Rec	Found	% Rec
Arsenic	189.042	100	104.3	104.3								

5.04.5

NC Percent recovery was not calculated
U Result is less than the IDL
B Result is between IDL and RL

Form 4 Equivalent

GPL - Maryland Laboratory

Metals Data Reporting Form

Matrix Spike Sample Results **SDG:** 306007

Spike Sample ID: SP306007-005-005-1/1

Original Sample ID: S 306007-005-005-1/1 **Client ID:** OU5-CSA-6-4316WinP-(40,60)

Matrix: Soil **Units:** mg/kg **Prep Date:** 6/05/03 **Prep Batch:** 60731

Weight: 1.46 **Volume:** 100 **Percent Moisture:** 29.73

Element	WL/ Mass	OS Conc	Q	MS Conc	Q	Spike Level	% Rec	OS DF	MS DF	Instr	OS Anal Date	OS Anal Time	MS Anal Date	MS Anal Time
Arsenic	189.0	3.3		12.8		9.7471	97.0	1	1	ICPST	6/06/03	2:03	6/06/03	2:36

Comments: Sample Date: 06/03/03 Sample Time: 10:41 AM Color(Before): BROWN Color(After): YELLOW Clarity(After): CLEAR Texture: MEDIUM

5.04.5

NC Percent recovery was not calculated
* Duplicate analysis RPD was not within limits
E Serial dilution percent difference not within limits
U Result is less than the IDL

Form 5A Equivalent

GPL - Maryland Laboratory

Metals Data Reporting Form

Matrix Spike Sample Results

SDG: 306007

Spike Sample ID: SP306007-007-007-1/1

Original Sample ID: S 306007-007-007-1/1 **Client ID:** OU5-CSA-6-4316WinP-(40,20)

Matrix: Soil **Units:** mg/kg **Prep Date:** 6/05/03 **Prep Batch:** 60732

Weight: 1.37 **Volume:** 100 **Percent Moisture:** 21.61

Element	WL/ Mass	OS Conc	O	MS Conc	O	Spike Level	% Rec	OS DF	MS DF	Instr	OS Anal Date	OS Anal Time	MS Anal Date	MS Anal Time
Arsenic	189.0	4.2		12.9		9.3115	93.5	1	1	ICPST	6/06/03	5:47	6/06/03	6:02

Comments: Sample Date: 06/03/03 Sample Time: 10:47 AM Color(Before): BROWN Color(After): YELLOW Clarity(After): CLEAR Texture: MEDIUM

5.04.5

NC Percent recovery was not calculated
* Duplicate analysis RPD was not within limits
E Serial dilution percent difference not within limits
U Result is less than the IDL

Form 5A Equivalent

GPL - Maryland Laboratory

Metals Data Reporting Form

Sample Duplicate RPD Report **SDG:** 306007

Duplicate Sample ID: D 306007-005-005-1/1

Original Sample ID: S 306007-005-005-1/1 **Client ID:** OU5-CSA-6-4316WinP-(40,60)

Matrix: Soil **Units:** mg/kg **Prep Date:** 6/05/03 **Prep Batch:** 60731

Weight: 1.31 **Volume:** 100 **Percent Moisture:** 29.73

Element	WL/ Mass	OS Conc	Q	Dupe Conc	Q	% RPD	OS DF	Dupe DF	Instr	OS Anal Date	OS Anal Time	Dupe Anal Date	Dupe Anal Time
Arsenic	189.042	3.3		3.5		5.4	1	1	ICPST	6/06/03	2:03	6/06/03	2:11

* Duplicate analysis RPD was not within limits
U Result is less than the IDL
B Result is between IDL and RL

Form 6 Equivalent

GPL - Maryland Laboratory

Metals Data Reporting Form

Sample Duplicate RPD Report **SDG:** 306007

Duplicate Sample ID: D 306007-007-007-1/1

Original Sample ID: S 306007-007-007-1/1 **Client ID:** OU5-CSA-6-4316WinP-(40,20)

Matrix: Soil **Units:** mg/kg **Prep Date:** 6/05/03 **Prep Batch:** 60732

Weight: 1.25 **Volume:** 100 **Percent Moisture:** 21.61

Element	WL/ Mass	OS Conc	Q	Dupe Conc	Q	% RPD	OS DF	Dupe DF	Instr	OS Anal Date	OS Anal Time	Dupe Anal Date	Dupe Anal Time
Arsenic	189.042	4.2		4.5		6.6	1	1	ICPST	6/06/03	5:47	6/06/03	5:54

* Duplicate analysis RPD was not within limits
U Result is less than the IDL
B Result is between IDL and RL

Form 6 Equivalent

GPL - Maryland Laboratory

Metals Data Reporting Form

Laboratory Control Sample Results **SDG:** 306007

Lab Sample ID: BKS60731

Matrix: Soil **Units:** mg/kg **Prep Date:** 6/05/03 **Prep Batch:** 60731

Weight: 1.00 **Volume:** 100 **Percent Moisture:** NA

Element	WL/ Mass	Spike Level	Conc	Percent Recovery	Q	Range	DF	Instr	Anal Date	Anal Time
Arsenic	189.042	10.0	9.8	97.9		80-120	1	ICPST	6/06/03	1:24

Comments: Clarity(After): CLEAR

5.04.5

NC Percent recovery was not calculated
U Result is less than the IDL

Form 7 Equivalent

GPL - Maryland Laboratory

Metals Data Reporting Form

Laboratory Control Sample Results **SDG:** 306007

Lab Sample ID: BKS60732

Matrix: Soil **Units:** mg/kg **Prep Date:** 6/05/03 **Prep Batch:** 60732

Weight: 1.00 **Volume:** 100 **Percent Moisture:** NA

Element	WL/ Mass	Spike Level	Conc	Percent Recovery	Q	Range	DF	Instr	Anal Date	Anal Time
Arsenic	189.042	10.0	9.7	97.4		80- R	1	ICPST	6/06/03	5:23

Comments: Clarity(After): CLEAR

NC Percent recovery was not calculated
U Result is less than the IDL

Form 7 Equivalent

GPL - Maryland Laboratory

Metals Data Reporting Form

Serial Dilution RPD Report **SDG:** 306007

Serial Dilution Sample ID: SE306007-005-005-1/1

Original Sample ID: S 306007-005-005-1/1 **Client ID:** OU5-CSA-6-4316WinP-(40,60)

Matrix: Soil **Units:** mg/kg **Prep Date:** 6/05/03 **Prep Batch:** 60731

Weight: 1.23 **Volume:** 100 **Percent Moisture:** 29.73

Element	WL/ Mass	OS Conc	Q	Serial Dilution Conc	Q	Percent Diff	OS DF	Ser Dil DF	Instr	OS Anal Date	OS Anal Time	Ser Dil Anal Date	Ser Dil Anal Time
Arsenic	189.042	3.3		2.8	B	16.7	1	5	ICPST	6/06/03	2:03	6/06/03	2:52

Comments: Sample Date: 06/03/03 Sample Time: 10:41 AM Color(Before): BROWN Color(After): YELLOW Clarity(After):

5.04.5

E Serial dilution percent difference not within limits

U Result is less than the IDL

B Result is between IDL and RL

Form 9 Equivalent

GPL - Maryland Laboratory

Metals Data Reporting Form

Serial Dilution RPD Report **SDG:** 306007

Serial Dilution Sample ID: SE306007-007-007-1/1

Original Sample ID: S 306007-007-007-1/1 **Client ID:** OU5-CSA-6-4316WinP-(40,20)

Matrix: Soil **Units:** mg/kg **Prep Date:** 6/05/03 **Prep Batch:** 60732

Weight: 1.12 **Volume:** 100 **Percent Moisture:** 21.61

Element	WL/ Mass	OS Conc	Q	Serial Dilution Conc	Q	Percent Diff	OS DF	Ser Dil DF	Instr	OS Anal Date	OS Anal Time	Ser Dil Anal Date	Ser Dil Anal Time
Arsenic	189.042	4.2		4.2	B	1.5	1	5	ICPST	6/06/03	5:47	6/06/03	6:18

Comments: Sample Date: 06/03/03 Sample Time: 10:47 AM Color(Before): BROWN Color(After): YELLOW Clarity(After):

5.04.5

E Serial dilution percent difference not within limits
U Result is less than the IDL
B Result is between IDL and RL

Form 9 Equivalent

GPL Laboratories, LLLP | **ICP ANALYSIS LOG** | *Document Control No: GP_M_116*

Instrument ID: Trace (375590) Inst. Method: TRACEV8 Nebulizer: Analytical Batch No: 030605V1
Profile: 0.0143 Intensity: 8075 At Setting: 287

Workorder	Project/SDG #	Prep. Seq.	Batch #	Matrix s/w/e	Prep. Date	Method	Comments / Dilution
306003	CH2MHILL	60692	183	S	6.3.03	ILMO4.1	2x ON 004
305133	TEMPLETON	60730	187	W	6.5.03	6010	
306008	PARSONS	↓	↓	↓	↓	↓	
			190	BIOTA			FISH BKS(190): Sb, Ag FAILED (60ppb)
306007	PARSONS	60731	188	S			As ONLY
306007	↓	60732	189	↓	↓	↓	BLK60732: Mo FAILED – OK SAMPLES 10x HIGHER. ↓

Source Solution Numbers				Post Digestion Spikes
Stds.	Number	Stds.	Number	Spike 9.9 mls of sample with 0.1 mls of 19542
S0	057-148-06	ICV	23179	Samples:
S1	22871	CCV	23002	305133-001-055-1/1
S2	22872	ICSA	23054	306007-005-005 1/1
S3	23029	ICSAB	23055	306007-007-007-1/1
S4	-	CRI	23041	
S5	-	Low Ck	23042	
Ints	23177	LR	23180	

Analyst: [signature] Date: 6.5.03 Reviewed: [signature] Date: 6/7/03

GPL - Maryland Laboratory

ICPST Analysis Log

Data File: 030605V.ARC

Sample Name	DF	Date	Time	Sample Name	DF	Date	Time	Sample Name	DF	Date	Time	Sample Name	DF	Date	Time	Sample Name	DF	Date	Time
1STD0	1	6/6/03	17:28	2CS 306133-005-007-1/1	1	6/6/03	21:23	6[illegible]731	1	6/6/03	1:24	6[illegible]722	1	6/6/03	6:20				
2STD1	1	6/6/03	17:32	3CVOCV0	1	6/6/03	21:40	6CS 306607-001-001-1/1	1	6/6/03	1:30	6CVOCV6	1	6/6/03	6:27				
3STD2	1	6/6/03	17:36	4CCOC0	1	6/6/03	21:46	6CS 306607-003-003-1/1	1	6/6/03	1:40	6CCOC6	1	6/6/03	6:34				
4STD3	1	6/6/03	17:47	5CS 306133-001-005-1/1	1	6/6/03	21:55	6CS 306607-005-005-1/1	1	6/6/03	1:46	6CS 306607-007-007-1/1	1	6/6/03	6:47				
5CCV	1	6/6/03	17:51	6CS 306133-005-005-1/1	1	6/6/03	22:02	6CS 306607-004-004-1/1	1	6/6/03	1:55	6CS 306607-007-007-1/1	1	6/6/03	6:54				
6MCB	1	6/6/03	17:57	7CS 306009-001-001-1/1	1	6/6/03	22:11	6CS 306607-006-006-1/1	1	6/6/03	2:05	6CS 306607-007-007-1/1	1	6/6/03	7:02				
7LIN(CA,MG,K,NA)	1	6/6/03	18:07	8CS 306009-003-003-1/1	1	6/6/03	22:18	6CS 306607-006-006-1/1	1	6/6/03	2:11	6CS 306607-007-007-1/1	1	6/6/03	7:10				
8CCV	1	6/6/03	18:14	9CLIN(100)	1	6/6/03	22:24	6CVOCV4	1	6/6/03	2:20	6CS 306607-003-007-1/1	1	6/6/03	7:18				
9MCB	1	6/6/03	18:20	10CLIN(100)-1	1	6/6/03	22:34	6CCOC4	1	6/6/03	2:26	6CS 306607-023-023-1/1	1	6/6/03	7:25				
10CVOCV	1	6/6/03	18:26	11CLIN(100)-2	1	6/6/03	22:42	7CS 306607-003-003-1/1	1	6/6/03	2:30	11CS 306607-023-023-1/1	1	6/6/03	7:33				
11CCOC0	1	6/6/03	18:37	12CRCN	1	6/6/03	22:50	7CS 306607-005-005-1/1	1	6/6/03	2:44	12CS 306607-024-024-1/1	1	6/6/03	7:41				
12REPORT LIMIT	1	6/6/03	18:44	13CRCN	1	6/6/03	22:57	7CS 306607-006-006-1/1	1	6/6/03	2:50	13CS 306607-025-025-1/1	1	6/6/03	7:48				
13CRCN	1	6/6/03	18:50	14CRCB	1	6/6/03	23:04	7CS 306607-008-008-1/1	1	6/6/03	3:00	14CS 306607-026-026-1/1	1	6/6/03	7:56				
14CRCB	1	6/6/03	18:56	15CVOCV0	1	6/6/03	23:12	7CS 306607-009-009-1/1	1	6/6/03	3:07	15CVOCV6	1	6/6/03	7:14				
15CRCB	1	6/6/03	19:02	16CCOC0	1	6/6/03	23:21	7CS 306607-009-009-1/1	1	6/6/03	3:13	16CCOC6	1	6/6/03	7:22				
16LIN(MG,K,NA,CA)-2	1	6/6/03	19:10	17LIN(100)-3	1	6/6/03	23:28	7CS 306607-010-010-1/1	1	6/6/03	3:20	17CS 306607-027-027-1/1	1	6/6/03	7:30				
17LIN(MG,K,NA,CA)-2	1	6/6/03	19:27	18LIN(100)-4	1	6/6/03	23:35	7CS 306607-011-011-1/1	1	6/6/03	3:26	18CS 306607-028-028-1/1	1	6/6/03	7:37				
18LR	1	6/6/03	19:33	19CS FISH(2G)	1	6/6/03	23:41	7CS 306607-012-012-1/1	1	6/6/03	3:33	19CS [illegible]	1	6/6/03	7:43				
19LIN(CA,MG,K,NA)	1	6/6/03	19:39	20CS FISH(2G)	1	6/6/03	23:52	7CS 306607-013-013-1/1	1	6/6/03	3:40	20CS [illegible]	1	6/6/03	7:50				
20CVOCV0	1	6/6/03	20:00	21CS FISH(2G)	1	6/6/03	23:58	8CVOCV4	1	6/6/03	3:54	11CCOC6	1	6/6/03	7:57				
21CCOC0	1	6/6/03	20:10	22CS FISH(2G)	1	6/6/03	0:07	8CCOC4	1	6/6/03	4:04	11CVOCV6	1	6/6/03	8:03				
22CS 306093-001-010-1/1	1	6/6/03	20:20	23CS FISH(2G)	1	6/6/03	0:15	8CS 306607-014-014-1/1	1	6/6/03	4:11	11CCOC6	1	6/6/03	8:11				
23LIN(MG,K)	1	6/6/03	20:26	24CS FISH(2G)	1	6/6/03	0:23	8CS 306607-015-015-1/1	1	6/6/03	4:18								
24CRCB0730	1	6/6/03	20:36	25CS FISH(2G)	1	6/6/03	0:30	8CS 306607-016-016-1/1	1	6/6/03	4:27								
25CS 306133-001-005-1/1	1	6/6/03	20:40	26CS FISH(2G)	1	6/6/03	0:38	8CS 306607-017-017-1/1	1	6/6/03	4:35								
26CS 306133-001-005-1/1	1	6/6/03	20:54	27CVOCV4	1	6/6/03	0:46	8CS 306607-018-018-1/1	1	6/6/03	4:42								
27CS 306133-001-005-1/1	1	6/6/03	21:00	28CCOC4	1	6/6/03	0:53	8CS 306607-019-019-1/1	1	6/6/03	4:50								
28CS 306133-001-005-1/1	1	6/6/03	21:06	29CS FISH(2G)	1	6/6/03	1:01	8CS 306607-020-020-1/1	1	6/6/03	4:58								
29CS 306133-001-005-1/1	1	6/6/03	21:10	30CS FISH(2G)	1	6/6/03	1:08	8CS 306607-021-021-1/1	1	6/6/03	5:05								
30CS 306133-003-005-1/1	1	6/6/03	21:20	31CS FISH(2G)	1	6/6/03	1:13	8CS LIN0732	1	6/6/03	5:10								

Analyst Signature: [illegible] Date: 6-9-03 Analyst Signature: Date:

Sample Dilutions:

306007-012-012-1 / 1:5x For Cu
306007-027-027-1 / 1:2x For Cu } As Only Dilutions for Ratio
306007-014-014-1 / 1:2x For K
Fish (6g): 2x For K

GPL Laboratories, LLLP *Document Control No: GP_M_111*

Metals Preparation & Sample Description Log

Date: 06-05-02 Prep: 200.7 / 3005A / 3020A / 3050B / 3010A / ILC03.1 / ILM04.1 / ILM05.2 Batch No: 105 189

Analyst: KU Comments: HOT BLOCK DIGESTION (Soil)

Reviewed by: AD Date: 6/18/02 Spike Witness: RA Prep. Seq: 60732

	GPL Work Order No.	Sample	Frac	SIZE mL (g)	Final Vol. (mL)	Matrix S, W Other	Color Before R, Bl, Y, G, O, V, W, Colorless, Br, Grey, Bk.	Color After	Clarity Before or Soil Texture	Clarity After Clear, Cloudy, Opaque	Soil Artifacts or Water pH
1	BLK	189		1.00	100	S				Clear	-
2	BKS	189		1.00							-
3	306007	007	-007-1	1.12		Soil	Brown	Yellow	Medium		-
4		DUP		1.25							
5		SPK		1.37							
6		022	-022-1	1.21							
7		023	-023-1	1.24							
8		024	-024-1	1.35							
9		025	-025-1	1.19							
10		026	-026-1	1.17							
11		027	-027-1	1.25							
12		028	-028-1	1.16							
13											
14											
15											
16											
17											
18											
19											
20											
21											
22											
23											
24											

06-05-02

MSS

LCS ID / Amt. Added (ml , g): 0.2 ml (22696, 22697, 22698)	HNO3(1+1) ID: GP-057-159-02
Spiking ID / Amt Added (ml): 0.2 ml (22696, 22697, 22698)	HNO3(conc) ID: GP-057-007-14
	HCl(conc) ID: GP-057-002-04
Temperature, C: 94°	HCl(1+1) ID: -
	Peroxide ID: GP-057-002-12

GPL Laboratories, LLLP *Document Control No: GP_M_111*

Metals Preparation & Sample Description Log

Date: 06-05-8 Prep: 200.7 / 3005A / 3020A / 3050B / 3010A / ILC03.1 / ILM04.1 / ILM05.2 Batch No: 105 188

Analyst: MU Comments: MOD BLOCK DIGESTION (Soil)

Reviewed by: JD Date: 6/13/52 Spike Witness: RA Prep. Seq: 60731

	GPL Work Order No.	Sample	Frac	SIZE mL (g)	Final Vol. (mL)	Matrix S, W Other	Color Before R, Bl, Y, G, O, V, W, Colorless, Br, Grey, Bk.	Color After	Clarity Before or Soil Texture	Clarity After Clear, Cloudy, Opaque	Soil Artifacts or Water pH
1	BLK	188		1.00	100	S				Clear	S
2	BKS	188		1.00							S
3	306007	001	-001	1.33		Soil	Brown	Yellow	Medium		
4		002	-002	1.22							
5		003	-003	1.23							
6		004	-004	1.17							
7		005	-005	1.23							
8		DUP		1.31							
9		SPK		1.46							
10		006	-006	1.22							
11		008	-008	1.21							
12		009	-009	1.19							
13		010	-010	1.26							
14		011	-011	1.21							
15		012	-012	1.23							
16		013	-013	1.19							
17		014	-014	1.42							
18		015	-015	1.22							
19		016	-016	1.21							
20		017	-017	1.23							
21		018	-018	1.29							
22		019	-019	1.21							
23		020	-020	1.22							
24		021	-021	1.15						MU-06-05-03	

LCS ID / Amt. Added (ml , g): 0.9 ml (22696, 22697, 22698)	HNO3(1+1) ID: GP-057-159-02
Spiking ID / Amt Added (ml): 0.9 ml (22696, 22697, 22698)	HNO3(conc) ID: GP-057-007-14
	HCl(conc) ID: GP-057-007-04
Temperature, C: 94° C	HCl(1+1) ID: -
	Peroxide ID: GP-057-007-12

PERCENT SOLIDS DETERMINATION LOG

Method Title: %Solids
Method Reference: OLM04.2 / ASTM D2216

Analyst: RJS
Reviewed By / Date: _____

Analytical Balance ID: Mettler AE 240
Drying Oven Temp Maintained at 103-105C:
Time In (Oven): 3:00pm Temp 105°C Date: 6-5-03
Time Out (Oven): 10:30AM Temp 105°C Date: 6-6-03
Dessicator Temp: 21°C Dessicator % Humidity (<20%): 14%

W.O.#	Frac.	Client ID	Weight of Dish	Weight of wet Sample + Dish	Weight of dry Sample +Dish	DUP RPD <15%
306005	010	MEMO5	0.9860	10.7240	8.8240	
	011	SOLMO5	0.9863	10.1190	3.9354	
	012	TEMO5	0.9797	10.0890	5.9070	
dup	dup	dup	0.9770	10.1240	5.8427	1.1%
306007	001	OVS-CSA-6-43/6 wipe (20/40)	0.9850	10.4182	8.0890	
	002	OVS-CSA-6-43/6 wipe (60/80)	0.9837	10.3300	7.8240	
	003	OVS-CSA-6-43/6 wipe (20/40)	0.9936	10.3820	8.5370	
	004	OVS-CSA-6-43/6 wipe (80/100)	0.9870	10.2955	7.1084	
	005	OVS-CSA-6-43/6 wipe (40/60)	0.9813	10.3020	7.5395	
dup	dup	dup	0.9884	10.2940	7.5044	0.3%
	006	OVS-CSA-6-43/6 wipe (40/60)	0.9812	10.2990	7.5742	
	007	OVS-CSA-6-43/6 wipe (40/60)	0.9866	10.3170	8.3010	
dup	dup	dup	0.9866	10.3050	8.0393	3.2%
	008	OVS-CSA-6-43/6 wipe (60/80)	0.9830	10.5370	8.3665	
	009	OVS-CSA-6-43/6 wipe (60/80)	0.9823	10.6974	7.0476	
	010	OVS-CSA-6-43/6 wipe (60/80)	0.9880	10.4184	7.4250	
	011	OVS-CSA-6-43/6 wipe (60/80)	0.9820	10.4070	7.5954	
	012	OVS-CSA-6-43/6 wipe (80/100)	0.9810	10.4310	7.9935	
	013	OVS-CSA-6-43/6 wipe (80/100)	0.9770	10.0577	7.4696	
	014	OVS-CSA-6-43/6 wipe (40/60)	0.9837	10.7223	8.2610	
	015	OVS-CSA-6-43/6 wipe (40/60)	0.9830	10.1655	6.6480	
	016	OVS-CSA-6-43/60	0.9790	10.2950	7.6840	
	017	OVS-CSA-6-43/60	0.9790	10.2650	7.9060	
	018	OVS-CSA-6-43/60	0.9820	10.5790	8.4563	
	019	OVS-CSA-6-43/60	0.9790	10.5154	7.3410	
	020	OVS-CSA-6-43/60	0.9785	10.4880	6.7258	
	021	OVS-CSA-6-43/60	0.9844	10.1618	8.1585	
	022	OVS-CSA-6-43/60	0.9870	10.2998	7.9842	
	023	OVS-CSA-6-43/60	0.9825	10.9080	7.5233	

Comments: _____

GPL Laboratories, LLLP

Document Control No: GP_W_208

PERCENT SOLIDS DETERMINATION LOG

Method Title: %Solids
Method Reference: OLMO4.2 / ASTM D2216

Analyst: R.S
Reviewed By / Date:

Analytical Balance ID: Mettler AE 240
Drying Oven Temp Maintained at 103-105C:
Time In (Oven): 3:00 pm Temp 105°C Date: 6-5-03 R.S
Time Out (Oven): 10:00 Am Temp 105°C Date: 6-6-03
Dessicator Temp: 21°C Dessicator % Humidity (<20%): 14%

W.O.#	Frac.	Client ID	Weight of Dish	Weight of wet Sample + Dish	Weight of dry Sample +Dish	DUP RPD <15%
806007	024	045 CIA 6 43/6W (Wipe) (Wet)	0.9810	10.0940	8.3756	
	025	045 CIA 6 43/6W	0.9830	10.0410	7.1872	
	026	045 CIA 6 43/6W	0.9830	10.0740	8.0614	
	027	045 CIA 6 43/6W	0.9797	10.0770	8.5380	
	028	045 CIA 6 43/6W	0.9810	10.0723	8.3600	
dup ✓	dup ✓	dup ✓	0.9800	10.1130	8.3760	0.2%

R.S 6-5-03

Comments:

GPL LABORATORIES, LLP
ANALYTICAL RESULTS

Project Name : Spring Valley OU-5

Date Printed: June 13, 2003

GPL ID	Client ID
306008-001-001-1/1	OU5-CSA-6-4316WinP-EB01
306008-002-002-1/1	OU5-CSA-6-4316WinP-EB02

GPL
Laboratories

CASE NARRATIVE

EBWCS Clean

CLIENT: PARSONS ENGINEERING SCIENCE
PROJECT/SITE: SPRING VALLEY OU-5
WORK ORDER(S): 306008
REVIEW DATE: 6/13/03

The Case Narrative, Chain of Custody, Sample Receipt Checklist, and the cover page of the Sample Analysis Report, are integral parts of GPL Laboratories' report package. If you did not receive all of these documents, please contact GPL immediately.

Sample Receipt

Two water samples were received on 06/03/2003. The samples were delivered by GPL courier. Sample receipt conditions and temperatures are documented on the Sample Receipt Checklist.

Sample Analysis

Samples were prepared and analyzed by GPL using the analytical methodologies indicated on the Sample Analysis Summary Report. In some chromatographic analyses, manual integration is used instead of automated integration because it produces more accurate results. All manual integrations are denoted on the sample quantitation report as "m". Analysis results and limits for soil are reported on a dry weight basis unless otherwise specified on the report.

Metals

1. Two water samples were analyzed for arsenic by EPA SW846 methods.
2. A matrix spike, duplicate, and serial dilution were performed on the batch sample 305133-001. They were within the control limits.
3. Calibration standards are verified against independent check standards purchased from a commercial vendor of environmental standards.
4. All GPL QA/QC criteria were met.

Project Manager

Laboratory Director

GPL LABORATORIES, LLLP

Qualifier Definitions

U = Indicates that the compound was analyzed for but not detected at or above the reporting limit

Organics:

B = Indicates that the analyte was found in the associated blank as well as in the sample

D = Indicates that the analyte was reported from a diluted analysis

E = Indicates that the concentration detected exceeded the calibration range of the instrument

J = Value is less than the reporting limits but greater than the MDL

P = Indicates that there is greater than 25% difference for detected pesticide/Aroclor results between the two GC columns

Metals:

B = Indicates that the reported value was less than the reporting limit but greater than or equal to the IDL/MDL

E = Indicates that reported value is estimated because of the possible presence of interference (i.e., the serial dilution not within control limits)

H = Indicates that the element was found in the associated blank as well as in the sample and the value is greater than or equal to the reporting limit

N = Spiked sample recovery not within control limits

* = Duplicate analysis not within control limits

GPL LABORATORIES
202 Perry Parkway
Gaithersburg, MD 20877
(301) 926-6802

CHAIN OF CUSTODY

DATE: 6/3/03

COC #:

PAGE: 2 OF 2

GPL Project Manager:	D. Griffith	Persons Project Contact:	Thomas Bachovchin	Site:	OU5 Expanded Sampling	Disposal Instructions:	LAB
Project Name:	Spring Valley	Phone Number:	(703) 934-2345	Address	Fed Property, 5201 Littlefalls Rd	Shipment Method:	COURIER
Project Number:	740144	Purchase Order No.:			Washington, DC 20016	Waybill Number	NA

Comments: H=Hold Analysis Request X=Analyze

REGULAR TURNAROUND TIME

Preservatives and Containers: 4 oz; 500 ml, HNO_3

Methods for Analysis: Arsenic (SW846 3050B/6010B); Arsenic (SW846 3050B/6010B); RUSH; OC (MS/MSD)

No.	LAB Sample ID	Date Sampled	Time Sampled	Matrix	Sampler's Initials	Arsenic (SW846 3050B/6010B)	Arsenic (SW846 3050B/6010B)	OC (MS/MSD)	TOTAL BOTTLES
16	OU5-CSA-6-4316WinP-(100,100)	6/3/03	1104	SOIL	EC, TP	X			1
17	OU5-CSA-6-4316WinP-(100,80)	6/3/03	1055	SOIL	EC, TP	X			1
18	OU5-CSA-6-4316WinP-(100,60)	6/3/03	1050	SOIL	EC, TP	X			1
19	OU5-CSA-6-4316WinP-(100,40)	6/3/03	1044	SOIL	EC, TP	X			1
20	OU5-CSA-6-4316WinP-(120,100)	6/3/03	1106	SOIL	EC, TP	X			1
21	OU5-CSA-6-4316WinP-(120,80)	6/3/03	1042	SOIL	EC, TP	X			1
22	OU5-CSA-6-4316WinP-(120,60)	6/3/03	1040	SOIL	EC, TP	X			1
23	OU5-CSA-6-4316WinP-(120,40)	6/3/03	1046	SOIL	EC, TP	X			1
24	OU5-CSA-6-4316WinP-(140,80)	6/3/03	1102	SOIL	EC, TP	X			1
25	OU5-CSA-6-4316WinP-(140,40)	6/3/03	1100	SOIL	EC, TP	X			1
26	OU5-CSA-6-4316WinP-DUP01	6/3/03	1200	SOIL	EC, TP	X			1
27	OU5-CSA-6-4316WinP-DUP02	6/3/03	1300	SOIL	EC, TP	X			1
28	OU5-CSA-6-4316WinP-EB01	6/3/03	1205	SOIL	EC, TP		X		1
29	OU5-CSA-6-4316WinP-EB02	6/3/03	1305	SOIL	EC, TP		X		1
30	OU5-CSA-6-4316WinP-SB1	6/3/03	1130	SOIL	EC, TP	X			1

Relinquished By: ERIC CHENG	Date: 6/3/03	Time: 1400
Received By: [signature]	Date: 6/3/03	Time: ⊗ 1415
Relinquished By:	Date:	Time:
Received By:	Date:	Time:
Received By (LAB):	Date:	Time:

For Lab Use

GPL WORK ORDER #: 306008

⊗ cgl rec. via email
8

GPL Laboratories, LLLP

Sample Preservation Check Documentation Form

Work Order: 306008

Parameter:	Metals	Phenol	TPH O&G	Classical Parameters	Cyanide	Sulfide	Radiology	Other
Preservative: pH Value	HN03 <2	H2SO4 <2	H2SO4 <2	H2SO4 <2	NaOH >12	NaOH >9	H2SO4 <2	Preservations
Client ID								
005-CSA-6-4316W, nR-FPH	<2							
005-CSA-6-4316W, nP-Ethr	<2							

Sample Preservation Check Performed By: [illegible] Date: 6/3/03

GPL Laboratories, LLLP

SAMPLE RECEIPT CHECKLIST

W.O. No: 306008

Client Name: Parson ES

Date Received: 6/3/03

Time Received: 14:15

Received By: Debbie

Carrier Name: GPC

Prepared (Logged In) By: [illegible] 6/3/03 (Initials Date)

Project:

Site:

VOA Holding Blank I.D. No:

	YES	NO
Airbill/Manifest Present?		✓
No.		
Shipping Container in Good Condition?	✓	
Custody Seals Present on Shipping Container?	✓	
Condition: Broken ____ Intact-not dated or signed ____ Intact-dated and signed ____		
Usage of Tamper Evident Type		✓
Chain-of-Custody Present?	✓	
Chain-of-Custody Agrees with Sample Labels?	✓	
Chain-of-Custody Signed?	✓	
Packing Present in Shipping Container? Type of Packing ____		✓
Custody seals on Sample Bottles? Condition: Good ____ Broken ____		✓
Total Number of Sample Bottles 2		
Total Number of Samples 2		
Samples Intact?	✓	
Sufficient Sample Volume for Indicated Test?	✓	

	YES	NO
Trip Blanks: No. of Sets ____		✓
Field Blanks: No. of Sets ____		✓
Equip. Blank: No. of Sets ____		✓
Field Duplicate: No. of Sets ____		✓
MS/MSD: No of Sets ____		✓
VOA Vials Have Zero Headspace?		✓
Preservatives Added to Sample?	✓	
pH Check Required?	✓	
Performed By? [illegible]	✓	
Ice Present in Shipping Container?	✓	

Container #	Temp.	Container #	Temp.
1	3.0		

Project Manager Contacted?
Name: Debbie
Date Contacted: 6/3/03

Any NO response must be detailed in the comments section below. If items are not applicable to particular samples or contracts, they should be marked N/A/

COMMENTS: The two samples are water not soil.

Checklist Completed By: [illegible]

Date: 6/3/03

GPL - Maryland Laboratory

Cover Page - Inorganic Analysis Data Package

SDG: 306008

Client ID	Lab Sample ID:
A2GLMW0801	D 305133-001-055-1/1
A2GLMW0801	S 305133-001-055-1/1
A2GLMW0801	SP305133-001-055-1/1
OU5-CSA-6-4316WinP-EB01	S 306008-001-001-1/1
OU5-CSA-6-4316WinP-EB02	S 306008-002-002-1/1

Comments:

I certify that this data package is in compliance with the terms and conditions of the contract, both technically and for completeness, for other than conditions detailed above. Release of the data combined in this hardcopy data package and in the computer-readable data submitted on diskette has been authorized by the Laboratory Manager or the Manager's designee, as verified by the following signature.

Signature: Steve Dill Name: Steve Dill

Date: 6-12-03 Title: Metals Supervisor

GPL - Maryland Laboratory

Metals Data Reporting Form

Sample Results SDG: 306008

Lab Sample ID: S 306008-001-001-1/1 **Client ID:** OU5-CSA-6-4316WinP-EB01

Matrix: Water **Units:** ug/L **Prep Date:** 6/05/03 **Prep Batch:** 60730

Weight: 100.00 **Volume:** 100 **Percent Moisture:** NA

Element	WL/ Mass	IDL	Report Limit	Conc	Q	DF	Instr	Anal Date	Anal Time
Arsenic	189.04	4.9	20.0	4.9	U	1	ICPST	6/05/03	22:11

Comments: Sample Date: 06/03/03 Sample Time: 12:05 PM Color(Before): COLORLESS Color(After): COLORLESS
Clarity(Before): CLEAR Clarity(After): CLEAR

E Serial dilution percent difference not within limits
U Result is less than the IDL

Form 1 Equivalent

GPL - Maryland Laboratory

Metals Data Reporting Form

Sample Results SDG: 306008

Lab Sample ID: S 306008-002-002-1/1 **Client ID:** OU5-CSA-6-4316WinP-HB02

Matrix: Water **Units:** ug/L **Prep Date:** 6/05/03 **Prep Batch:** 60730

Weight: 100.00 **Volume:** 100 **Percent Moisture:** NA

Element	WL/ Mass	IDL	Report Limit	Conc	Q	DF	Instr	Anal Date	Anal Time
Arsenic	189.04	4.9	20.0	4.9	U	1	ICPST	6/05/03	22:19

Comments: Sample Date: 06/03/03 Sample Time: 01:05 PM Color(Before): COLORLESS Color(After): COLORLESS Clarity(Before): CLEAR Clarity(After): CLEAR

E Serial dilution percent difference not within limits

U Result is less than the IDL

Form 1 Equivalent

GPL - Maryland Laboratory

Metals Data Reporting Form

Continuing Calibration Verification **SDG:** 306008

Instrument: ICPST **Units:** ug/L

Chart Number: 030605V.ARC **Acceptable Range:** 90% - 110%

Standard Source: HIGH PURITY **Standard ID:**

Element	WL/ Mass	True Conc	CVCCV 6/05/03 6:30 PM		CVCCV3 6/05/03 8:08 PM		CVCCV3 6/05/03 9:40 PM		CVCCV3 6/05/03 11:13 PM			
			Found	% Rec	Found	% Rec	Found	% Rec	Found	% Rec	Found	% Rec
Arsenic	189.042	500.0	507.82	101.6	502.16	100.4	506.12	101.2	508.68	101.7		

GPL - Maryland Laboratory

Metals Data Reporting Form

Initial Calibration Verification Standard **SDG:** 306008

Instrument: ICPST **Units:** ug/L

Chart Number: 030605V.ARC **Acceptable Range:** 90% - 110%

Standard Source: ABSOLUTE **Standard ID:**

Element	WL/ Mass	True Conc	IVICV 6/05/03 6:16 PM Found	% Rec	Found	% Rec	Found	% Rec	Found	% Rec	Found	% Rec
Arsenic	189.042	400.0	420.72	105.2								

GPL - Maryland Laboratory

Metals Data Reporting Form

Contract Required Detection Limit Standard **SDG:** 306008

Instrument: ICPST **Units:** ug/L

Chart Number: 030605V.ARC **Acceptable Range:** 50% - 150%

Standard Source: HIGH PURITY **Standard ID:** REPORTING LIMIT

Element	WL/ Mass	True Conc	REPORT LIMIT 6/05/03 6:44 PM Found	% Rec	Found	% Rec	Found	% Rec	Found	% Rec	Found	% Rec
Arsenic	189.042	20.0	21.48	107.4								

GPL - Maryland Laboratory

Metals Data Reporting Form

Initial Calibration Blank Results **SDG:** 306008

Instrument: ICPST **Units:** ug/L

Chart Number: 030605V.ARC

Standard Source: _____ **Standard ID:** _____

Element	WL/ Mass	Report Limit	BIICB 6/05/03 6:23 PM								
			Found	Q	Found	Q	Found	Q	Found	Q	Found	Q
Arsenic	189.042	20	4.9	U							

U Result is less than the IDL
B Result is between IDL and RL

Form 3 Equivalent

GPL - Maryland Laboratory

Metals Data Reporting Form

Preparation Blank Results SDG: 306008

Lab Sample ID: BLK60730

Matrix: Water **Units:** ug/L **Prep Date:** 6/05/03 **Prep Batch:** 60730

Weight: 100.00 **Volume:** 100 **Percent Moisture:** NA

Element	WL/ Mass	IDL	Report Limit	Conc	Q	DF	Instr	Anal Date	Anal Time
Arsenic	189.042	4.9	20.0	4.9	U	1	ICPST	6/05/03	20:30

Comments: Color(Before): COLORLESS Color(After): COLORLESS Clarity(Before): CLEAR Clarity(After): CLEAR

U Result is less than the IDL
B Result is between IDL and RL

Form 3 Equivalent

GPL - Maryland Laboratory

Metals Data Reporting Form

Continuing Calibration Blank Results **SDG:** 306008

Instrument: ICPST **Units:** ug/L

Chart Number: 030605V.ARC

Standard Source: _____ **Standard ID:** _____

Element	WL/ Mass	Report Limit	BCCCB 6/05/03 6:37 PM		BCCCB3 6/05/03 8:15 PM		BCCCB3 6/05/03 9:48 PM		BCCCB3 6/05/03 11:21 PM			
			Found	Q	Found	Q	Found	Q	Found	Q	Found	Q
Arsenic	189.042	20	4.9	U	4.9	U	4.9	U	4.9	U		

U Result is less than the IDL
B Result is between IDL and RL

Form 3 Equivalent

GPL - Maryland Laboratory

Metals Data Reporting Form

Interference Check Standard A **SDG:** 306008

Instrument: ICPST **Units:** ug/L

Chart Number: 030605V.ARC **Acceptable Range:** 80% - 120%

Standard Source: HIGH PURITY **Standard ID:**

Element	WL/ Mass	Reporting Limit	True Conc	IAICSAI 6/05/03 6:59 PM Found	Found	Found	Found	Found
Arsenic	189.042	20		-3				

U Result is less than the IDL
B Result is between IDL and RL

Form 4 Equivalent

GPL - Maryland Laboratory

Metals Data Reporting Form

Interference Check Standard AB

SDG: 306008

Instrument: ICPST

Units: ug/L

Chart Number: 030605V.ARC

Acceptable Range: 80% - 120%

Standard Source: HIGH PURITY

Standard ID:

Element	WL/ Mass	True Conc	IBICSABI 6/05/03 7:06 PM									
			Found	% Rec	Found	% Rec	Found	% Rec	Found	% Rec	Found	% Rec
Arsenic	189.042	100	104.3	104.3								

5.04.5

NC Percent recovery was not calculated
U Result is less than the IDL
B Result is between IDL and RL

Form 4 Equivalent

GPL - Maryland Laboratory

Metals Data Reporting Form

Matrix Spike Sample Results **SDG:** 306008

Spike Sample ID: SP305133-001-055-1/1

Original Sample ID: S 305133-001-055-1/1 **Client ID:** A2GLMW0801

Matrix: Water **Units:** ug/L **Prep Date:** 6/05/03 **Prep Batch:** 60730

Weight: 100.00 **Volume:** 100 **Percent Moisture:** NA

Element	WL/ Mass	OS Conc	O	MS Conc	O	Spike Level	% Rec	OS DF	MS DF	Instr	OS Anal Date	OS Anal Time	MS Anal Date	MS Anal Time
Arsenic	189.0	4.9	U	51.2		50	102.4	1	1	ICPST	6/05/03	20:46	6/05/03	21:01

Comments: Sample Date: 05/21/03 Sample Time: 09:45 AM Color(Before): COLORLESS Color(After): COLORLESS
Clarity(Before): CLEAR Clarity(After): CLEAR

5.04.5

NC Percent recovery was not calculated
* Duplicate analysis RPD was not within limits
E Serial dilution percent difference not within limits
U Result is less than the IDL

Form 5A Equivalent

GPL - Maryland Laboratory

Metals Data Reporting Form

Sample Duplicate RPD Report **SDG:** 306008

Duplicate Sample ID: D 305133-001-055-1/1

Original Sample ID: S 305133-001-055-1/1 **Client ID:** A2GLMW0801

Matrix: Water **Units:** ug/L **Prep Date:** 6/05/03 **Prep Batch:** 60730

Weight: 100.00 **Volume:** 100 **Percent Moisture:** NA

Element	WL/ Mass	OS Conc	Q	Dupe Conc	Q	% RPD	OS DF	Dupe DF	Instr	OS Anal Date	OS Anal Time	Dupe Anal Date	Dupe Anal Time
Arsenic	189.042	4.9	U	4.9	U		1	1	ICPST	6/05/03	20:46	6/05/03	20:54

5.04.5

* Duplicate analysis RPD was not within limits

U Result is less than the IDL

B Result is between IDL and RL

Form 6 Equivalent

GPL - Maryland Laboratory

Metals Data Reporting Form

Laboratory Control Sample Results **SDG:** 306008

Lab Sample ID: BKS60730

Matrix: Water **Units:** ug/L **Prep Date:** 6/05/03 **Prep Batch:** 60730

Weight: 100.00 **Volume:** 100 **Percent Moisture:** NA

Element	WL/ Mass	Spike Level	Conc	Percent Recovery	Q	Range	DF	Instr	Anal Date	Anal Time
Arsenic	189.042	50.0	55.3	110.5		80-120	1	ICPST	6/05/03	20:38

Comments: Color(Before): COLORLESS Color(After): COLORLESS Clarity(Before): CLEAR Clarity(After): CLEAR

NC Percent recovery was not calculated
U Result is less than the IDL

Form 7 Equivalent

GPL - Maryland Laboratory

Metals Data Reporting Form

Serial Dilution RPD Report **SDG:** 306008

Serial Dilution Sample ID: SE305133-001-055-1/1

Original Sample ID: S 305133-001-055-1/1 **Client ID:** A2GLMW0801

Matrix: Water **Units:** ug/L **Prep Date:** 6/05/03 **Prep Batch:** 60730

Weight: 100.00 **Volume:** 100 **Percent Moisture:** NA

Element	WL/ Mass	OS Conc	Q	Serial Dilution Conc	Q	Percent Diff	OS DF	Ser Dil DF	Instr	OS Anal Date	OS Anal Time	Ser Dil Anal Date	Ser Dil Anal Time
Arsenic	189.042	4.9	U	24.5	U		1	5	ICPST	6/05/03	20:46	6/05/03	21:17

Comments: Sample Date: 05/21/03 Sample Time: 09:45 AM Color(Before): COLORLESS Color(After): COLORLESS Clarity(

5.04.5

E Serial dilution percent difference not within limits

U Result is less than the IDL

B Result is between IDL and RL

Form 9 Equivalent

GPL Laboratories, LLLP | **ICP ANALYSIS LOG** | *Document Control No: GP_M_116*

Instrument ID: Trace (375590)	Inst. Method: TRACE V8 Nebulizer:	Analytical Batch No: 030605V
Profile: 0.0143	Intensity: 8075	At Setting: 287

Workorder	Project/SDG #	Prep. Seq.	Batch #	Matrix s/w/e	Prep. Date	Method	Comments / Dilution
306003	CH2MHILL	60692	183	S	6.3.03	ILM04.1	2x on 004
305133	TEPA/FEAL	60730	187	W	6.5.03	6010	
306008	PARSONS	↓	↓	↓	↓	↓	
			190	BIOTA			FISH BKS(190): Sb, Ag FAILED (50ppb)
306007	PARSONS	60731	188	S			Ag ONLY
306007	↓	60732	189	↓	↓	↓	BLK60732: Mn FAILED – OK SAMPLES 10x HIGHER. ↓

Source Solution Numbers				Post Digestion Spikes
Stds.	Number	Stds.	Number	Spike 9.9 mls of sample with 0.1 mls of 19542
S0	057-148-06	ICV	23179	Samples:
S1	22871	CCV	23002	305133-001-055-1 / 1
S2	22872	ICSA	23054	306007-005-005-1 / 1
S3	23029	ICSAB	23055	306007-007-007-1 / 1
S4	-	CRI	23041	
S5	-	Low Ck	23042	
Ints	23177	LR	23180	

Analyst: [signature] Date: 6.5.03 Reviewed: [signature] Date: 6/7/03

Data File: 030605V.ARC

GPL - Maryland Laboratory

ICPST Analysis Log

Seq	Sample Name	DF	Date	Time
1	STD0	1	6/6/03	17:20
2	STD1	1	6/6/03	17:23
3	STD2	1	6/6/03	17:26
4	STD3	1	6/6/03	17:47
5	MVCV	1	6/6/03	17:50
6	MCB	1	6/6/03	17:53
7	LRCA,MQL(K,NA)	1	6/6/03	18:07
8	MVCV	1	6/6/03	18:10
9	MCB	1	6/6/03	18:13
10	CCVCCV	1	6/6/03	18:37
11	CCCCB	1	6/6/03	18:40
12	IMPORT LIMIT	1	6/6/03	18:44
13	CCHCN	1	6/6/03	18:47
14	MCB	1	6/6/03	18:50
15	MCAB	1	6/6/03	18:54
16	LRMK:KMPPM,ZN=2	1	6/6/03	18:57
17	LRMK:KMPPM,ZN=2	1	6/6/03	19:27
18	MLR	1	6/6/03	19:30
19	MLR(CA,MQL(K,NA))	1	6/6/03	19:34
20	CCVCCV2	1	6/6/03	19:37
21	CCCCB4	1	6/6/03	19:40
22	306005-004-010-1/1	1	6/6/03	19:44
23	306192720	1	6/6/03	19:47
24	306192720	1	6/6/03	19:50
25	306133-001-005-1/1	1	6/6/03	19:54
26	306192-001-005-1/1	1	6/6/03	19:57
27	306133-001-005-1/	1	6/6/03	20:01
28	306133-001-005-1/	1	6/6/03	20:04
29	306192-001-005-1/	1	6/6/03	20:07
30	306192-001-005-1/1	1	6/6/03	20:11
31	306133-002-005-1/1	1	6/6/03	20:14
32	CCVCCV4	1	6/6/03	20:17
33	CCCCB4	1	6/6/03	20:21
34	306133-004-005-1/1	1	6/6/03	20:24
35	306133-005-005-1/1	1	6/6/03	20:27
36	306133-006-005-1/1	1	6/6/03	20:31
37	306133-007-005-1/1	1	6/6/03	20:34
38	306133-008-005-1/1	1	6/6/03	20:37
39	306133-009-005-1/1	1	6/6/03	20:41
40	306133-010-005-1/1	1	6/6/03	20:44
41	306133-011-005-1/1	1	6/6/03	20:47
42	306133-012-005-1/1	1	6/6/03	20:51
43	306133-013-005-1/1	1	6/6/03	20:54
44	306133-014-005-1/1	1	6/6/03	20:57
45	306133-015-005-1/1	1	6/6/03	21:01
46	306133-016-005-1/1	1	6/6/03	21:04
47	306133-017-005-1/1	1	6/6/03	21:07
48	306133-018-005-1/1	1	6/6/03	21:11
49	306133-019-005-1/1	1	6/6/03	21:14
50	306133-020-005-1/1	1	6/6/03	21:17
51	306133-021-005-1/1	1	6/6/03	21:21
52	306133-022-005-1/1	1	6/6/03	21:24
53	306133-023-005-1/1	1	6/6/03	21:27
54	306133-024-005-1/1	1	6/6/03	21:31
55	306133-025-005-1/1	1	6/6/03	21:34
56	306133-026-005-1/1	1	6/6/03	21:37
57	306133-027-005-1/1	1	6/6/03	21:41
58	306133-028-005-1/1	1	6/6/03	21:44
59	306133-029-005-1/1	1	6/6/03	21:47
60	306133-030-005-1/1	1	6/6/03	21:51
61	306133-031-005-1/1	1	6/6/03	21:54
62	306133-032-005-1/1	1	6/6/03	21:57
63	306133-033-005-1/1	1	6/6/03	22:01
64	306133-034-005-1/1	1	6/6/03	22:04
65	306133-035-005-1/1	1	6/6/03	22:07
66	306133-036-005-1/1	1	6/6/03	22:11
67	306133-037-005-1/1	1	6/6/03	22:14
68	306133-038-005-1/1	1	6/6/03	22:17
69	306133-039-005-1/1	1	6/6/03	22:21
70	306133-040-005-1/1	1	6/6/03	22:24
71	306133-041-005-1/1	1	6/6/03	22:27
72	306133-042-005-1/1	1	6/6/03	22:31
73	306133-043-005-1/1	1	6/6/03	22:34
74	306133-044-005-1/1	1	6/6/03	22:37
75	306133-045-005-1/1	1	6/6/03	22:41
76	306133-046-005-1/1	1	6/6/03	22:44
77	306133-047-005-1/1	1	6/6/03	22:47
78	306133-048-005-1/1	1	6/6/03	22:51
79	306133-049-005-1/1	1	6/6/03	22:54
80	306133-050-005-1/1	1	6/6/03	22:57
81	306133-051-005-1/1	1	6/6/03	23:01
82	306133-052-005-1/1	1	6/6/03	23:04
83	306133-053-005-1/1	1	6/6/03	23:07
84	306133-054-005-1/1	1	6/6/03	23:11
85	306133-055-005-1/1	1	6/6/03	23:14
86	306133-056-005-1/1	1	6/6/03	23:17
87	306133-057-005-1/1	1	6/6/03	23:21
88	306133-058-005-1/1	1	6/6/03	23:24
89	306133-059-005-1/1	1	6/6/03	23:27
90	306133-060-005-1/1	1	6/6/03	23:31
91	306133-061-005-1/1	1	6/6/03	23:34
92	306133-062-005-1/1	1	6/6/03	23:37
93	306133-063-005-1/1	1	6/6/03	23:41
94	306133-064-005-1/1	1	6/6/03	23:44
95	306133-065-005-1/1	1	6/6/03	23:47
96	306133-066-005-1/1	1	6/6/03	23:51
97	306133-067-005-1/1	1	6/6/03	23:54
98	306133-068-005-1/1	1	6/6/03	23:57
99	306133-069-005-1/1	1	6/6/03	0:01
100	306133-070-005-1/1	1	6/6/03	0:04
101	306133-071-005-1/1	1	6/6/03	0:07
102	306133-072-005-1/1	1	6/6/03	0:11
103	306133-073-005-1/1	1	6/6/03	0:14
104	306133-074-005-1/1	1	6/6/03	0:17
105	306133-075-005-1/1	1	6/6/03	0:21
106	306133-076-005-1/1	1	6/6/03	0:24
107	306133-077-005-1/1	1	6/6/03	0:27
108	306133-078-005-1/1	1	6/6/03	0:31
109	306133-079-005-1/1	1	6/6/03	0:34
110	306133-080-005-1/1	1	6/6/03	0:37
111	306133-081-005-1/1	1	6/6/03	0:41
112	306133-082-005-1/1	1	6/6/03	0:44
113	306133-083-005-1/1	1	6/6/03	0:47
114	306133-084-005-1/1	1	6/6/03	0:51
115	306133-085-005-1/1	1	6/6/03	0:54
116	306133-086-005-1/1	1	6/6/03	0:57
117	306133-087-005-1/1	1	6/6/03	1:01
118	306133-088-005-1/1	1	6/6/03	1:04
119	306133-089-005-1/1	1	6/6/03	1:07
120	306133-090-005-1/1	1	6/6/03	1:11
121	306133-091-005-1/1	1	6/6/03	1:14
122	306133-092-005-1/1	1	6/6/03	1:17
123	306133-093-005-1/1	1	6/6/03	1:21
124	306133-094-005-1/1	1	6/6/03	1:24
125	306133-095-005-1/1	1	6/6/03	1:27
126	306133-096-005-1/1	1	6/6/03	1:31
127	306133-097-005-1/1	1	6/6/03	1:34
128	306133-098-005-1/1	1	6/6/03	1:37
129	306133-099-005-1/1	1	6/6/03	1:41
130	306133-100-005-1/1	1	6/6/03	1:44
131	306133-101-005-1/1	1	6/6/03	1:47
132	306133-102-005-1/1	1	6/6/03	1:51
133	306133-103-005-1/1	1	6/6/03	1:54
134	306133-104-005-1/1	1	6/6/03	1:57
135	306133-105-005-1/1	1	6/6/03	2:01
136	306133-106-005-1/1	1	6/6/03	2:04
137	306133-107-005-1/1	1	6/6/03	2:07
138	306133-108-005-1/1	1	6/6/03	2:11
139	306133-109-005-1/1	1	6/6/03	2:14
140	306133-110-005-1/1	1	6/6/03	2:17
141	306133-111-005-1/1	1	6/6/03	2:21
142	306133-112-005-1/1	1	6/6/03	2:24
143	306133-113-005-1/1	1	6/6/03	2:27
144	306133-114-005-1/1	1	6/6/03	2:31
145	306133-115-005-1/1	1	6/6/03	2:34
146	306133-116-005-1/1	1	6/6/03	2:37
147	306133-117-005-1/1	1	6/6/03	2:41
148	306133-118-005-1/1	1	6/6/03	2:44
149	306133-119-005-1/1	1	6/6/03	2:47
150	306133-120-005-1/1	1	6/6/03	2:51
151	306133-121-005-1/1	1	6/6/03	2:54
152	306133-122-005-1/1	1	6/6/03	2:57
153	306133-123-005-1/1	1	6/6/03	3:01
154	306133-124-005-1/1	1	6/6/03	3:04
155	306133-125-005-1/1	1	6/6/03	3:07
156	306133-126-005-1/1	1	6/6/03	3:11
157	306133-127-005-1/1	1	6/6/03	3:14
158	306133-128-005-1/1	1	6/6/03	3:17
159	306133-129-005-1/1	1	6/6/03	3:21
160	306133-130-005-1/1	1	6/6/03	3:24
161	306133-131-005-1/1	1	6/6/03	3:27
162	306133-132-005-1/1	1	6/6/03	3:31
163	306133-133-005-1/1	1	6/6/03	3:34
164	306133-134-005-1/1	1	6/6/03	3:37
165	306133-135-005-1/1	1	6/6/03	3:41
166	306133-136-005-1/1	1	6/6/03	3:44
167	306133-137-005-1/1	1	6/6/03	3:47
168	306133-138-005-1/1	1	6/6/03	3:51
169	306133-139-005-1/1	1	6/6/03	3:54
170	306133-140-005-1/1	1	6/6/03	3:57
171	306133-141-005-1/1	1	6/6/03	4:01
172	306133-142-005-1/1	1	6/6/03	4:04
173	306133-143-005-1/1	1	6/6/03	4:07
174	306133-144-005-1/1	1	6/6/03	4:11
175	306133-145-005-1/1	1	6/6/03	4:14
176	306133-146-005-1/1	1	6/6/03	4:17
177	306133-147-005-1/1	1	6/6/03	4:21
178	306133-148-005-1/1	1	6/6/03	4:24
179	306133-149-005-1/1	1	6/6/03	4:27
180	306133-150-005-1/1	1	6/6/03	4:31
181	306133-151-005-1/1	1	6/6/03	4:34
182	306133-152-005-1/1	1	6/6/03	4:37
183	306133-153-005-1/1	1	6/6/03	4:41
184	306133-154-005-1/1	1	6/6/03	4:44
185	306133-155-005-1/1	1	6/6/03	4:47
186	306133-156-005-1/1	1	6/6/03	4:51
187	306133-157-005-1/1	1	6/6/03	4:54
188	306133-158-005-1/1	1	6/6/03	4:57
189	306133-159-005-1/1	1	6/6/03	5:01
190	306133-160-005-1/1	1	6/6/03	5:04
191	306133-161-005-1/1	1	6/6/03	5:07
192	306133-162-005-1/1	1	6/6/03	5:11
193	306133-163-005-1/1	1	6/6/03	5:14
194	306133-164-005-1/1	1	6/6/03	5:17
195	306133-165-005-1/1	1	6/6/03	5:21
196	306133-166-005-1/1	1	6/6/03	5:24
197	306133-167-005-1/1	1	6/6/03	5:27
198	306133-168-005-1/1	1	6/6/03	5:31
199	306133-169-005-1/1	1	6/6/03	5:34
200	306133-170-005-1/1	1	6/6/03	5:37
201	306133-171-005-1/1	1	6/6/03	5:41
202	306133-172-005-1/1	1	6/6/03	5:44
203	306133-173-005-1/1	1	6/6/03	5:47
204	306133-174-005-1/1	1	6/6/03	5:51
205	306133-175-005-1/1	1	6/6/03	5:54
206	306133-176-005-1/1	1	6/6/03	5:57
207	306133-177-005-1/1	1	6/6/03	6:01
208	306133-178-005-1/1	1	6/6/03	6:04
209	306133-179-005-1/1	1	6/6/03	6:07
210	306133-180-005-1/1	1	6/6/03	6:11
211	306133-181-005-1/1	1	6/6/03	6:14
212	306133-182-005-1/1	1	6/6/03	6:17
213	306133-183-005-1/1	1	6/6/03	6:21
214	306133-184-005-1/1	1	6/6/03	6:24
215	306133-185-005-1/1	1	6/6/03	6:27
216	306133-186-005-1/1	1	6/6/03	6:31
217	306133-187-005-1/1	1	6/6/03	6:34
218	306133-188-005-1/1	1	6/6/03	6:37
219	306133-189-005-1/1	1	6/6/03	6:41
220	306133-190-005-1/1	1	6/6/03	6:44
221	306133-191-005-1/1	1	6/6/03	6:47
222	306133-192-005-1/1	1	6/6/03	6:51
223	306133-193-005-1/1	1	6/6/03	6:54
224	306133-194-005-1/1	1	6/6/03	6:57
225	306133-195-005-1/1	1	6/6/03	7:01
226	306133-196-005-1/1	1	6/6/03	7:04
227	306133-197-005-1/1	1	6/6/03	7:07
228	306133-198-005-1/1	1	6/6/03	7:11
229	306133-199-005-1/1	1	6/6/03	7:14
230	306133-200-005-1/1	1	6/6/03	7:17
231	306133-201-005-1/1	1	6/6/03	7:21
232	306133-202-005-1/1	1	6/6/03	7:24
233	306133-203-005-1/1	1	6/6/03	7:27
234	306133-204-005-1/1	1	6/6/03	7:31
235	306133-205-005-1/1	1	6/6/03	7:34
236	306133-206-005-1/1	1	6/6/03	7:37
237	306133-207-005-1/1	1	6/6/03	7:41
238	306133-208-005-1/1	1	6/6/03	7:44
239	306133-209-005-1/1	1	6/6/03	7:47
240	306133-210-005-1/1	1	6/6/03	7:51
241	306133-211-005-1/1	1	6/6/03	7:54
242	306133-212-005-1/1	1	6/6/03	7:57
243	306133-213-005-1/1	1	6/6/03	8:01
244	306133-214-005-1/1	1	6/6/03	8:04
245	306133-215-005-1/1	1	6/6/03	8:07
246	306133-216-005-1/1	1	6/6/03	8:11
247	306133-217-005-1/1	1	6/6/03	8:14
248	306133-218-005-1/1	1	6/6/03	8:17
249	306133-219-005-1/1	1	6/6/03	8:21
250	306133-220-005-1/1	1	6/6/03	8:24
251	306133-221-005-1/1	1	6/6/03	8:27
252	306133-222-005-1/1	1	6/6/03	8:31
253	306133-223-005-1/1	1	6/6/03	8:34
254	306133-224-005-1/1	1	6/6/03	8:37
255	306133-225-005-1/1	1	6/6/03	8:41
256	306133-226-005-1/1	1	6/6/03	8:44
257	306133-227-005-1/1	1	6/6/03	8:47
258	306133-228-005-1/1	1	6/6/03	8:51
259	306133-229-005-1/1	1	6/6/03	8:54
260	306133-230-005-1/1	1	6/6/03	8:57
261	306133-231-005-1/1	1	6/6/03	9:01
262	306133-232-005-1/1	1	6/6/03	9:04
263	306133-233-005-1/1	1	6/6/03	9:07
264	306133-234-005-1/1	1	6/6/03	9:11
265	306133-235-005-1/1	1	6/6/03	9:14
266	306133-236-005-1/1	1	6/6/03	9:17
267	306133-237-005-1/1	1	6/6/03	9:21
268	306133-238-005-1/1	1	6/6/03	9:24
269	306133-239-005-1/1	1	6/6/03	9:27
270	306133-240-005-1/1	1	6/6/03	9:31
271	306133-241-005-1/1	1	6/6/03	9:34
272	306133-242-005-1/1	1	6/6/03	9:37
273	306133-243-005-1/1	1	6/6/03	9:41
274	306133-244-005-1/1	1	6/6/03	9:44
275	306133-245-005-1/1	1	6/6/03	9:47
276	306133-246-005-1/1	1	6/6/03	9:51
277	306133-247-005-1/1	1	6/6/03	9:54
278	306133-248-005-1/1	1	6/6/03	9:57
279	306133-249-005-1/1	1	6/6/03	10:01
280	306133-250-005-1/1	1	6/6/03	10:04
281	306133-251-005-1/1	1	6/6/03	10:07
282	306133-252-005-1/1	1	6/6/03	10:11
283	306133-253-005-1/1	1	6/6/03	10:14
284	306133-254-005-1/1	1	6/6/03	10:17
285	306133-255-005-1/1	1	6/6/03	10:21
286	306133-256-005-1/1	1	6/6/03	10:24
287	306133-257-005-1/1	1	6/6/03	10:27
288	306133-258-005-1/1	1	6/6/03	10:31
289	306133-259-005-1/1	1	6/6/03	10:34
290	306133-260-005-1/1	1	6/6/03	10:37
291	306133-261-005-1/1	1	6/6/03	10:41
292	306133-262-005-1/1	1	6/6/03	10:44
293	306133-263-005-1/1	1	6/6/03	10:47
294	306133-264-005-1/1	1	6/6/03	10:51
295	306133-265-005-1/1	1	6/6/03	10:54
296	306133-266-005-1/1	1	6/6/03	10:57
297	306133-267-005-1/1	1	6/6/03	11:01
298	306133-268-005-1/1	1	6/6/03	11:04
299	306133-269-005-1/1	1	6/6/03	11:07
300	306133-270-005-1/1	1	6/6/03	11:11
301	306133-271-005-1/1	1	6/6/03	11:14
302	306133-272-005-1/1	1	6/6/03	11:17
303	306133-273-005-1/1	1	6/6/03	11:21
304	306133-274-005-1/1	1	6/6/03	11:24
305	306133-275-005-1/1	1	6/6/03	11:27
306	306133-276-005-1/1	1	6/6/03	11:31
307	306133-277-005-1/1	1	6/6/03	11:34
308	306133-278-005-1/1	1	6/6/03	11:37
309	306133-279-005-1/1	1	6/6/03	11:41
310	306133-280-005-1/1	1	6/6/03	11:44
311	306133-281-005-1/1	1	6/6/03	11:47
312	306133-282-005-1/1	1	6/6/03	11:51
313	306133-283-005-1/1	1	6/6/03	11:54
314	306133-284-005-1/1	1	6/6/03	11:57
315	306133-285-005-1/1	1	6/6/03	12:01
316	306133-286-005-1/1	1	6/6/03	12:04
317	306133-287-005-1/1	1	6/6/03	12:07
318	306133-288-005-1/1	1	6/6/03	12:11
319	306133-289-005-1/1	1	6/6/03	12:14
320	306133-290-005-1/1	1	6/6/03	12:17
321	306133-291-005-1/1	1	6/6/03	12:21
322	306133-292-005-1/1	1	6/6/03	12:24
323	306133-293-005-1/1	1	6/6/03	12:27
324	306133-294-005-1/1	1	6/6/03	12:31
325	306133-295-005-1/1	1	6/6/03	12:34
326	306133-296-005-1/1	1	6/6/03	12:37
327	306133-297-005-1/1	1	6/6/03	12:41
328	306133-298-005-1/1	1	6/6/03	12:44
329	306133-299-005-1/1	1	6/6/03	12:47
330	306133-300-005-1/1	1	6/6/03	12:51
331	306133-301-005-1/1	1	6/6/03	12:54
332	306133-302-005-1/1	1	6/6/03	12:57
333	306133-303-005-1/1	1	6/6/03	13:01
334	306133-304-005-1/1	1	6/6/03	13:04
335	306133-305-005-1/1	1	6/6/03	13:07
336	306133-306-005-1/1	1	6/6/03	13:11
337	306133-307-005-1/1	1	6/6/03	13:14
338	306133-308-005-1/1	1	6/6/03	13:17
339	306133-309-005-1/1	1	6/6/03	13:21
340	306133-310-005-1/1	1	6/6/03	13:24
341	306133-311-005-1/1	1	6/6/03	13:27
342	306133-312-005-1/1	1	6/6/03	13:31
343	306133-313-005-1/1	1	6/6/03	13:34
344	306133-314-005-1/1	1	6/6/03	13:37
345	306133-315-005-1/1	1	6/6/03	13:41
346	306133-316-005-1/1	1	6/6/03	13:44
347	306133-317-005-1/1	1	6/6/03	13:47
348	306133-318-005-1/1	1	6/6/03	13:51
349	306133-319-005-1/1	1	6/6/03	13:54
350	306133-320-005-1/1	1	6/6/03	13:57
351	306133-321-005-1/1	1	6/6/03	14:01
352	306133-322-005-1/1	1	6/6/03	14:04
353	306133-323-005-1/1	1	6/6/03	14:07
354	306133-324-005-1/1	1	6/6/03	14:11
355	306133-325-005-1/1	1	6/6/03	14:14
356	306133-326-005-1/1	1	6/6/03	14:17
357	306133-327-005-1/1	1	6/6/03	14:21
358	306133-328-005-1/1	1	6/6/03	14:24
359	306133-329-005-1/1	1	6/6/03	14:27
360	306133-330-005-1/1	1	6/6/03	14:31
361	306133-331-005-1/1	1	6/6/03	14:34
362	306133-332-005-1/1	1	6/6/03	14:37
363	306133-333-005-1/1	1	6/6/03	14:41
364	306133-334-005-1/1	1	6/6/03	14:44
365	306133-335-005-1/1	1	6/6/03	14:47
366	306133-336-005-1/1	1	6/6/03	14:51
367	306133-337-005-1/1	1	6/6/03	14:54
368	306133-338-005-1/1	1	6/6/03	14:57
369	306133-339-005-1/1	1	6/6/03	15:01
370	306133-340-005-1/1	1	6/6/03	15:04
371	306133-341-005-1/1	1	6/6/03	15:07
372	306133-342-005-1/1	1	6/6/03	15:11
373	306133-343-005-1/1	1	6/6/03	15:14
374	306133-344-005-1/1	1	6/6/03	15:17
375	306133-345-005-1/1	1	6/6/03	15:21
376	306133-346-005-1/1	1	6/6/03	15:24
377	306133-347-005-1/1	1	6/6/03	15:27
378	306133-348-005-1/1	1	6/6/03	15:31
379	306133-349-005-1/1	1	6/6/03	15:34
380	306133-350-005-1/1	1	6/6/03	15:37
381	306133-351-005-1/1	1	6/6/03	15:41
382	306133-352-005-1/1	1	6/6/03	15:44
383	306133-353-005-1/1	1	6/6/03	15:47
384	306133-354-005-1/1	1	6/6/03	15:51
385	306133-355-005-1/1	1	6/6/03	15:54
386	306133-356-005-1/1	1	6/6/03	15:57
387	306133-357-005-1/1	1	6/6/03	16:01
388	306133-358-005-1/1	1	6/6/03	16:04
389	306133-359-005-1/1	1	6/6/03	16:07
390	306133-360-005-1/1	1	6/6/03	16:11
391	306133-361-005-1/1	1	6/6/03	16:14
392	306133-362-005-1/1	1	6/6/03	16:17
393	306133-363-005-1/1	1	6/6/03	16:21
394	306133-364-005-1/1	1	6/6/03	16:24
395	306133-365-005-1/1	1	6/6/03	16:27
396	306133-366-005-1/1	1	6/6/03	16:31
397	306133-367-005-1/1	1	6/6/03	16:34
398	306133-368-005-1/1	1	6/6/03	16:37
399	306133-369-005-1/1	1	6/6/03	16:41
400	306133-370-005-1/1	1	6/6/03	16:44
401	306133-371-005-1/1	1	6/6/03	16:47
402	306133-372-005-1/1	1	6/6/03	16:51
403	306133-373-005-1/1	1	6/6/03	16:54
404	306133-374-005-1/1	1	6/6/03	16:57
405	306133-375-005-1/1	1	6/6/03	17:01
406	306133-376-005-1/1	1	6/6/03	17:04
407	306133-377-005-1/1	1	6/6/03	17:07
408	306133-378-005-1/1	1	6/6/03	17:11
409	306133-379-005-1/1	1	6/6/03	17:14
410	306133-380-005-1/1	1	6/6/03	17:17
411	306133-381-005-1/1	1	6/6/03	17:21
412	306133-382-005-1/1	1	6/6/03	17:24
413	306133-383-005-1/1	1	6/6/03	17:27
414	306133-384-005-1/1	1	6/6/03	17:31
415	306133-385-005-1/1	1	6/6/03	17:34
416	306133-386-005-1/1	1	6/6/03	17:37
417	306133-387-005-1/1	1	6/6/03	17:41
418	306133-388-005-1/1	1	6/6/03	17:44
419	306133-389-005-1/1	1	6/6/03	17:47
420	306133-390-005-1/1	1	6/6/03	17:51
421	306133-391-005-1/1	1	6/6/03	17:54
422	306133-392-005-1/1	1	6/6/03	17:57
423	306133-393-005-1/1	1	6/6/03	18:01
424	306133-394-005-1/1	1	6/6/03	18:04
425	306133-395-005-1/1	1	6/6/03	18:07
426	306133-396-005-1/1	1	6/6/03	18:11
427	306133-397-005-1/1	1	6/6/03	18:14
428	306133-398-005-1/1	1	6/6/03	18:17
429	306133-399-005-1/1	1	6/6/03	18:21
430	306133-400-005-1/1	1	6/6/03	18:24
431	306133-401-005-1/1	1	6/6/03	18:27
432	306133-402-005-1/1	1	6/6/03	18:31

GPL Laboratories, LLLP *Document Control No: GP_M_111*

Metals Preparation & Sample Description Log

Date: 06-05-03 Prep: 200.7 / 3005A / 3020A / 3050B / 3010A / ILC03.1 / ILM04.1 / ILM05.2 Batch No: 105 187

Analyst: HSI Comments: HOT PLATE DIGESTION (Water-TCLP Extn)

Reviewed by: [illegible] Date: 6/13/03 Spike Witness: MP Prep. Seq: 60730

	GPL Work Order No.	Sample	Frac	SIZE (mL) (g)	Final Vol. (mL)	Matrix S, W Other	Color Before R, Bl, Y, G, O, V, W, Colorless, Br, Grey, Bk.	Color After	Clarity Before or Soil Texture	Clarity After Clear, Cloudy, Opaque	Soil Artifacts or Water pH
1	BLK	187		100	100	Extra Water	Colorless	colorless	Clear	clear	
2	BKS	187									
3	~~HSI 305102~~	~~005~~	~~005~~								~~HSI~~
4	~~HSI~~	~~DUP~~									~~HSI~~
5	~~HSI~~	~~SPK~~									~~HSI~~
6	~~305120~~	~~007~~	~~007~~								~~HP~~
7	~~HSI~~	~~DUP~~									~~HP~~
8	~~HSI~~	~~SPK~~									~~HSI~~
9	305133	001	001								
10		DUP									
11		SPK									
12		002	002								
13		003	003								
14		004	004								
15		005	005								
16	306008	001	001								
17		002	002								
18	~~B030604 HSI~~	~~BK2~~	~~DI-BK~~								~~HSI~~
19											
20											
21											
22						HSI					
23											
24											

06-05-03

LCS ID / Amt. Added (ml , g): 0.1 ml (22696, 22697, 22698)	HNO3(1+1) ID: –
Spiking ID / Amt Added (ml): 0.1 ml (22696, 22697, 22698)	HNO3(conc) ID: GP-057-002-14
	HCl(conc) ID: –
Temperature, C: 94°	HCl(1+1) ID: GP-057-151-07
	Peroxide ID: –

GPL LABORATORIES, LLP
ANALYTICAL RESULTS

Project Name : Spring Valley OU-5

Date Printed: June 25, 2003

GPL ID	Client ID
306082-050-050-1/1	OU5-CTA-1B-L10-(100,100)
306082-016-016-1/1	OU5-CTA-1B-L10-(100,120)
306082-014-014-1/1	OU5-CTA-1B-L10-(100,140)
306082-036-036-1/1	OU5-CTA-1B-L10-(100,160)
306082-024-024-1/1	OU5-CTA-1B-L10-(100,180)
306082-071-071-1/1	OU5-CTA-1B-L10-(100,20)
306082-041-041-1/1	OU5-CTA-1B-L10-(100,40)
306082-058-058-1/1	OU5-CTA-1B-L10-(100,60)
306082-049-049-1/1	OU5-CTA-1B-L10-(100,80)
306082-018-018-1/1	OU5-CTA-1B-L10-(120,100)
306082-023-023-1/1	OU5-CTA-1B-L10-(120,120)
306082-002-002-1/1	OU5-CTA-1B-L10-(120,140)
306082-021-021-1/1	OU5-CTA-1B-L10-(120,160)
306082-027-027-1/1	OU5-CTA-1B-L10-(120,180)
306082-067-067-1/1	OU5-CTA-1B-L10-(120,20)
306082-040-040-1/1	OU5-CTA-1B-L10-(120,40)
306082-048-048-1/1	OU5-CTA-1B-L10-(120,60)
306082-064-064-1/1	OU5-CTA-1B-L10-(120,80)
306082-072-072-1/1	OU5-CTA-1B-L10-(140,0)
306082-005-005-1/1	OU5-CTA-1B-L10-(140,100)
306082-012-012-1/1	OU5-CTA-1B-L10-(140,120)
306082-004-004-1/1	OU5-CTA-1B-L10-(140,140)
306082-033-033-1/1	OU5-CTA-1B-L10-(140,160)
306082-046-046-1/1	OU5-CTA-1B-L10-(140,20)
306082-043-043-1/1	OU5-CTA-1B-L10-(140,40)
306082-060-060-1/1	OU5-CTA-1B-L10-(140,60)
306082-057-057-1/1	OU5-CTA-1B-L10-(140,80)
306082-009-009-1/1	OU5-CTA-1B-L10-(160,100)
306082-010-010-1/1	OU5-CTA-1B-L10-(160,120)
306082-008-008-1/1	OU5-CTA-1B-L10-(160,140)
306082-034-034-1/1	OU5-CTA-1B-L10-(160,160)
306082-037-037-1/1	OU5-CTA-1B-L10-(160,20)
306082-039-039-1/1	OU5-CTA-1B-L10-(160,40)
306082-047-047-1/1	OU5-CTA-1B-L10-(160,60)
306082-022-022-1/1	OU5-CTA-1B-L10-(160,80)
306082-011-011-1/1	OU5-CTA-1B-L10-(180,100)
306082-006-006-1/1	OU5-CTA-1B-L10-(180,120)
306082-001-001-1/1	OU5-CTA-1B-L10-(180,140)
306082-035-035-1/1	OU5-CTA-1B-L10-(180,160)
306082-052-052-1/1	OU5-CTA-1B-L10-(180,60)
306082-017-017-1/1	OU5-CTA-1B-L10-(180,80)
306082-059-059-1/1	OU5-CTA-1B-L10-(20,100)
306082-065-065-1/1	OU5-CTA-1B-L10-(20,60)
306082-068-068-1/1	OU5-CTA-1B-L10-(20,80)
306082-007-007-1/1	OU5-CTA-1B-L10-(200,120)
306082-003-003-1/1	OU5-CTA-1B-L10-(200,140)
306082-053-053-1/1	OU5-CTA-1B-L10-(40,100)

GPL LABORATORIES, LLP
ANALYTICAL RESULTS

Project Name : Spring Valley OU-5

Date Printed: June 25, 2003

GPL ID	Client ID
306082-056-056-1/1	OU5-CTA-1B-L10-(40,120)
306082-013-013-1/1	OU5-CTA-1B-L10-(40,140)
306082-025-025-1/1	OU5-CTA-1B-L10-(40,160)
306082-032-032-1/1	OU5-CTA-1B-L10-(40,180)
306082-061-061-1/1	OU5-CTA-1B-L10-(40,40)
306082-066-066-1/1	OU5-CTA-1B-L10-(40,60)
306082-051-051-1/1	OU5-CTA-1B-L10-(40,80)
306082-055-055-1/1	OU5-CTA-1B-L10-(60,100)
306082-063-063-1/1	OU5-CTA-1B-L10-(60,120)
306082-020-020-1/1	OU5-CTA-1B-L10-(60,140)
306082-031-031-1/1	OU5-CTA-1B-L10-(60,160)
306082-030-030-1/1	OU5-CTA-1B-L10-(60,180)
306082-028-028-1/1	OU5-CTA-1B-L10-(60,200)
306082-062-062-1/1	OU5-CTA-1B-L10-(60,40)
306082-044-044-1/1	OU5-CTA-1B-L10-(60,60)
306082-045-045-1/1	OU5-CTA-1B-L10-(60,80)
306082-038-038-1/1	OU5-CTA-1B-L10-(80,100)
306082-054-054-1/1	OU5-CTA-1B-L10-(80,100)
306082-015-015-1/1	OU5-CTA-1B-L10-(80,120)
306082-019-019-1/1	OU5-CTA-1B-L10-(80,140)
306082-026-026-1/1	OU5-CTA-1B-L10-(80,160)
306082-029-029-1/1	OU5-CTA-1B-L10-(80,180)
306082-070-070-1/1	OU5-CTA-1B-L10-(80,20)
306082-069-069-1/1	OU5-CTA-1B-L10-(80,40)
306082-042-042-1/1	OU5-CTA-1B-L10-(80,80)
306082-073-073-1/1	OU5-CTA-1B-L10-DUP01
306082-074-074-1/1	OU5-CTA-1B-L10-DUP02
306082-075-075-1/1	OU5-CTA-1B-L10-DUP03
306082-076-076-1/1	OU5-CTA-1B-L10-DUP04

GPL
Laboratories

CASE NARRATIVE

CLIENT: PARSONS ENGINEERING SCIENCE
PROJECT/SITE: SPRING VALLEY OU-5
REVIEW DATE: 6/25/03
WORK ORDER(S): 306082

The Case Narrative, Chain of Custody, Sample Receipt Checklist, and the cover page of the Sample Analysis Report, are integral parts of GPL Laboratories' report package. If you did not receive all of these documents, please contact GPL immediately.

Sample Receipt

Seventy Six soil samples were received on 06/11/2003. The samples were delivered by GPL courier. Sample receipt conditions and temperatures are documented on the Sample Receipt Checklist.

Sample Analysis

Samples were prepared and analyzed by GPL using the analytical methodologies indicated on the Sample Analysis Summary Report. In some chromatographic analyses, manual integration is used instead of automated integration because it produces more accurate results. All manual integrations are denoted on the sample quantitation report as "m". Analysis results and limits for soil are reported on a dry weight basis unless otherwise specified on the report.

Metals

1. Seventy-six soil samples were analyzed for arsenic by EPA SW846 methods.
2. A matrix spike, duplicate, and serial dilution were performed on samples OU5-CTA-1B-L10-(180,100), OU5-CTA-1B-L10-(180,80), OU5-CTA-1B-L10-(60,80), and OU5-CTA-1B-L10-(20,100). They were within the control limits.
3. Calibration standards are verified against independent check standards purchased from a commercial vendor of environmental standards.
4. All GPL QA/QC criteria were met.

Project Manager

Laboratory Director

GPL LABORATORIES, LLLP

Qualifier Definitions

U = Indicates that the compound was analyzed for but not detected at or above the reporting limit

Organics:

B = Indicates that the analyte was found in the associated blank as well as in the sample

D = Indicates that the analyte was reported from a diluted analysis

E = Indicates that the concentration detected exceeded the calibration range of the instrument

J = Value is less than the reporting limits but greater than the MDL

P = Indicates that there is greater than 25% difference for detected pesticide/Aroclor results between the two GC columns

Metals:

B = Indicates that the reported value was less than the reporting limit but greater than or equal to the IDL/MDL

E = Indicates that reported value is estimated because of the possible presence of interference (i.e., the serial dilution not within control limits)

H = Indicates that the element was found in the associated blank as well as in the sample and the value is greater than or equal to the reporting limit

N = Spiked sample recovery not within control limits

* = Duplicate analysis not within control limits

GPL LABORATORIES
202 Perry Parkway
Gaithersburg, MD 20877
(301) 926-6802

CHAIN OF CUSTODY

DATE: 6/11/2003

COC #:

PAGE: 1 OF 6

GPL Project Manager:	D. Griffith	Persons Project Contact:	Thomas Bachovchin	Site:	OU5 Expanded Sampling	Disposal Instructions:	LAB
Project Name:	Spring Valley	Phone Number:	(703) 934-2345	Address	Fed.Property, 5201 Littlefalls Rd	Shipment Method:	COURIER
Project Number:	740144	Purchase Order No.:			Washington, DC 20015	Waybill Number	NA

Comments: H=Hold Analysis Request X=Analyze

REGULAR TURNAROUND TIME

Preservatives and Containers: 4 oz; 500 ml, HNO_3

Sample Information / Methods for Analysis / RUSH

No.	LAB Sample ID	Date Sampled	Time Sampled	Matrix	Sampler's Initials	Arsenic (SW846 3050B/6010B)	Arsenic (SW846 3050B/6010B)	QC (MS/MSD)	TOTAL BOTTLES
1	OU5-CTA-1B-L10-(160,140)	6/11/2003	1433	SOIL	EC, TP	X			1
2	OU5-CTA-1B-L10-(120, 140)	6/11/2003	1427	SOIL	EC, TP	X			1
3	OU5-CTA-1B-L10-(200,140)	6/11/2003	1435	SOIL	EC, TP	X			1
4	OU5-CTA-1B-L10-(140,140)	6/11/2003	1429	SOIL	EC, TP	X			1
5	OU5-CTA-1B-L10-(140,100)	6/11/2003	1417	SOIL	EC, TP	X			1
6	OU5-CTA-1B-L10-(160,120)	6/11/2003	1439	SOIL	EC, TP	X			1
7	OU5-CTA-1B-L10-(200,120)	6/11/2003	1437	SOIL	EC, TP	X			1
8	OU5-CTA-1B-L10-(160,140)	6/11/2003	1431	SOIL	EC, TP	X			1
9	OU5-CTA-1B-L10-(160,100)	6/11/2003	1419	SOIL	EC, TP	X			1
10	OU5-CTA-1B-L10-(160,120)	6/11/2003	1423	SOIL	EC, TP	X			1
11	OU5-CTA-1B-L10-(180,100)	6/11/2003	1421	SOIL	EC, TP	X	**MS/MSD01**	X	1
12	OU5-CTA-1B-L10-(140,120)	6/11/2003	1425	SOIL	EC, TP	X			1
13	OU5-CTA-1B-L10-(40,140)	6/11/2003	1407	SOIL	EC, TP	X			1
14	OU5-CTA-1B-L10-(100,140)	6/11/2003	1413	SOIL	EC, TP	X			1
15	OU5-CTA-1B-L10-(80,120)	6/11/2003	1405	SOIL	EC, TP	X			1

	Date:	Time:
Relinquished By: ERIC CHENG	6/11/2003	1600
Received By: [signature]	6/11/03	1600
Relinquished By:		
Received By:		
Received By (LAB):		

For Lab Use

GPL WORK ORDER #: 306082

GPL LABORATORIES
202 Perry Parkway
Gaithersburg, MD 20877
(301) 926-6802

CHAIN OF CUSTODY

DATE: 6/11/2003

COC #:

PAGE: 2 OF 6

GPL Project Manager:	D. Griffith	Parsons Project Contact:	Thomas Bachowchin	Site:	OU5 Expanded Sampling	Disposal Instructions:	LAB
Project Name:	Spring Valley	Phone Number:	(703) 934-2345	Address	Fed.Property, 5201 Littlefalls Rd	Shipment Method:	COURIER
Project Number:	740144	Purchase Order No.:			Washington, DC 20016	Waybill Number	NA

Comments: H=Hold Analysis Request X=Analyze

REGULAR TURNAROUND TIME

Preservatives and Containers: 4 oz; 500 ml, HNO_3

Methods for Analysis: Arsenic (SW846 3050B/6010B); Arsenic (SW846 3050B/6010B)

RUSH

No.	LAB Sample ID	Date Sampled	Time Sampled	Matrix	Sampler's Initials	Arsenic (SW846 3050B/6010B)	Arsenic (SW846 3050B/6010B)	QC (MS/MSD)	TOTAL BOTTLES
16	OU5-CTA-1B-L10-(100,120)	6/11/2003	1403	SOIL	EC, TP	X			1
17	OU5-CTA-1B-L10-(180,80)	6/11/2003	1357	SOIL	EC, TP	X	**MS/MSD02**	X	1
18	OU5-CTA-1B-L10-(120,100)	6/11/2003	1401	SOIL	EC, TP	X			1
19	OU5-CTA-1B-L10-(80,140)	6/11/2003	1411	SOIL	EC, TP	X			1
20	OU5-CTA-1B-L10-(60,140)	6/11/2003	1409	SOIL	EC, TP	X			1
21	OU5-CTA-1B-L10-(120,160)	6/11/2003	1441	SOIL	EC, TP	X			1
22	OU5-CTA-1B-L10-(160,80)	6/11/2003	1359	SOIL	EC, TP	X			1
23	OU5-CTA-1B-L10-(120,120)	6/11/2003	1415	SOIL	EC, TP	X			1
24	OU5-CTA-1B-L10-(100,160)	6/11/2003	1457	SOIL	EC, TP	X			1
25	OU5-CTA-1B-L10-(40,180)	6/11/2003	1449	SOIL	EC, TP	X			1
26	OU5-CTA-1B-L10-(80,160)	6/11/2003	1445	SOIL	EC, TP	X			1
27	OU5-CTA-1B-L10-(120,180)	6/11/2003	1459	SOIL	EC, TP	X			1
28	OU5-CTA-1B-L10-(60,200)	6/11/2003	1453	SOIL	EC, TP	X			1
29	OU5-CTA-1B-L10-(80,180)	6/11/2003	1455	SOIL	EC, TP	X			1
30	OU5-CTA-1B-L10-(60,180)	6/11/2003	1451	SOIL	EC, TP	X			1

Relinquished By:	Date:	Time:
ERIC CHENG	6/11/2003	1600
Received By:	Date:	Time:
[signature]	6/11/03	1600
Relinquished By:	Date:	Time:
Received By:	Date:	Time:
Received By (LAB):	Date:	Time:

For Lab Use

GPL WORK ORDER #: 306082

GPL Laboratories

GPL LABORATORIES
202 Perry Parkway
Gaithersburg, MD 20877
(301) 926-6802

CHAIN OF CUSTODY

DATE: 6/11/2003

COC #:

PAGE: 3 OF 6

GPL Project Manager:	D. Griffith	Parsons Project Contact:	Thomas Bachovchin	Site:	OU5 Expanded Sampling	Disposal Instructions:	LAB
Project Name:	Spring Valley	Phone Number:	(703) 934-2345	Address	Fed.Property, 5201 Littlefalls Rd	Shipment Method:	COURIER
Project Number:	740144	Purchase Order No.:			Washington, DC 20016	Waybill Number	NA

Comments: H=Hold Analysis Request X=Analyze

REGULAR TURNAROUND TIME

Preservatives and Containers: 4 oz; 500 ml, HNO_3

Methods for Analysis: Arsenic (SW846 3050B/6010B); Arsenic (SW846 3050B/6010B)

RUSH

No.	LAB Sample ID	Date Sampled	Time Sampled	Matrix	Sampler's Initials	Arsenic (SW846 3050B/6010B)	Arsenic (SW846 3050B/6010B)	QC (MS/MSD)	TOTAL BOTTLES
31	OU5-CTA-1B-L10-(60,160)	6/11/2003	1447	SOIL	EC, TP	X			1
32	OU5-CTA-1B-L10-(40,180)	6/11/2003	1501	SOIL	EC, TP	X			1
33	OU5-CTA-1B-L10-(140,160)	6/11/2003	1503	SOIL	EC, TP	X			1
34	OU5-CTA-1B-L10-(160,160)	6/11/2003	1507	SOIL	EC, TP	X			1
35	OU5-CTA-1B-L10-(180,160)	6/11/2003	1505	SOIL	EC, TP	X			1
36	OU5-CTA-1B-L10-(100,160)	6/11/2003	1443	SOIL	EC, TP	X			1
37	OU5-CTA-1B-L10-(180,20)	6/11/2003	1420	SOIL	EC, TP	X			1
38	OU5-CTA-1B-L10-(60,100)	6/11/2003	1500	SOIL	EC, TP	X			1
39	OU5-CTA-1B-L10-(160,40)	6/11/2003	1448	SOIL	EC, TP	X			1
40	OU5-CTA-1B-L10-(120,40)	6/11/2003	1424	SOIL	EC, TP	X			1
41	OU5-CTA-1B-L10-(100,40)	6/11/2003	1426	SOIL	EC, TP	X			1
42	OU5-CTA-1B-L10-(80,80)	6/11/2003	1438	SOIL	EC, TP	X			1
43	OU5-CTA-1B-L10-(140,40)	6/11/2003	1422	SOIL	EC, TP	X			1
44	OU5-CTA-1B-L10-(60,60)	6/11/2003	1432	SOIL	EC, TP	X	**MS/MSD03**	X	1
45	OU5-CTA-1B-L10-(60,80)	6/11/2003	1436	SOIL	EC, TP	X			1

Relinquished By: ERIC CHENG	Date: 6/11/2003	Time: 1600
Received By: [signature]	Date: 6/11/03	Time: 1600
Relinquished By:	Date:	Time:
Received By:	Date:	Time:
Received By (LAB):	Date:	Time:

For Lab Use

GPL WORK ORDER #: 306082

GPL LABORATORIES
202 Perry Parkway
Gaithersburg, MD 20877
(301) 926-6802

CHAIN OF CUSTODY

DATE: 6/11/2003

COC #:

PAGE: 4 OF 6

GPL Project Manager:	D. Griffith	Persons Project Contact:	Thomas Sachovchin	Site:	OU5 Expanded Sampling	Disposal Instructions:	LAB
Project Name:	Spring Valley	Phone Number:	(703) 934-2345	Address	Fed.Property, 5201 Littlefalls Rd	Shipment Method:	COURIER
Project Number:	740144	Purchase Order No.:			Washington, DC 20016	Waybill Number	NA

Comments: H=Hold Analysis Request X=Analyze

REGULAR TURNAROUND TIME

Preservatives and Containers: 4 oz; 500 ml. HNO_3

Methods for Analysis: Arsenic (SW846 3050B/6010B); Arsenic (SW846 3050B/6010B)

RUSH

No.	LAB Sample ID	Date Sampled	Time Sampled	Matrix	Sampler's Initials	Arsenic (SW846 3050B/6010B)	Arsenic (SW846 3050B/6010B)	QC (MS/MSD)	TOTAL BOTTLES
46	OU5-CTA-1B-L10-(140,20)	6/11/2003	1418	SOIL	EC, TP	X			1
47	OU5-CTA-1B-L10-(160,60)	6/11/2003	1450	SOIL	EC, TP	X			1
48	OU5-CTA-1B-L10-(120,60)	6/11/2003	1444	SOIL	EC, TP	X			1
49	OU5-CTA-1B-L10-(100,80)	6/11/2003	1440	SOIL	EC, TP	X			1
50	OU5-CTA-1B-L10-(100,100)	6/11/2003	1458	SOIL	EC, TP	X			1
51	OU5-CTA-1B-L10-(40,80)	6/11/2003	1434	SOIL	EC, TP	X			1
52	OU5-CTA-1B-L10-(180,60)	6/11/2003	1452	SOIL	EC, TP	X			1
53	OU5-CTA-1B-L10-(40,100)	6/11/2003	1506	SOIL	EC, TP	X			1
54	OU5-CTA-1B-L10-(80,100)	6/11/2003	1430	SOIL	EC, TP	X			1
55	OU5-CTA-1B-L10-(60,100)	6/11/2003	1504	SOIL	EC, TP	X			1
56	OU5-CTA-1B-L10-(40,120)	6/11/2003	1510	SOIL	EC, TP	X			1
57	OU5-CTA-1B-L10-(140,80)	6/11/2003	1454	SOIL	EC, TP	X			1
58	OU5-CTA-1B-L10-(100,60)	6/11/2003	1442	SOIL	EC, TP	X			1
59	OU5-CTA-1B-L10-(20,100)	6/11/2003	1508	SOIL	EC, TP	X	**MS/MSD04**	X	1
60	OU5-CTA-1B-L10-(140,60)	6/11/2003	1454	SOIL	EC, TP	X			1

Relinquished By: ERIC CHENG	Date: 6/11/2003	Time: 1600
Received By: [signature]	Date: 6/11/03	Time: 1600
Relinquished By:	Date:	Time:
Received By:	Date:	Time:
Received By (LAB):	Date:	Time:

For Lab Use

GPL WORK ORDER #: 306082

GPL LABORATORIES
202 Perry Parkway
Gaithersburg, MD 20877
(301) 926-5802

CHAIN OF CUSTODY

DATE: 6/11/2003

COC #:

PAGE: 5 OF 6

GPL Project Manager:	D. Griffith	Parsons Project Contact:	Thomas Bachovchin	Site:	OU5 Expended Sampling	Disposal Instructions:	LAB
Project Name:	Spring Valley	Phone Number:	(703) 934-2345	Address	Fed.Property, 5201 Littlefalls Rd	Shipment Method:	COURIER
Project Number:	740144	Purchase Order No.:			Washington, DC 20016	Waybill Number	NA

Comments: H=Hold Analysis Request X=Analyze

REGULAR TURNAROUND TIME

Preservatives and Containers: 4 oz; 500 mL HNO3

Methods for Analysis: Arsenic (SW846 3050B/6010B); Arsenic (SW846 3050B/6010B)

RUSH

No.	LAB Sample ID	Date Sampled	Time Sampled	Matrix	Sampler's Initials	Arsenic (SW846 3050B/6010B)	Arsenic (SW846 3050B/6010B)	QC (MS/MSD)	TOTAL BOTTLES
61	OU5-CTA-1B-L10-(40,40)	6/11/2003	1402	SOIL	EC, TP	X			1
62	OU5-CTA-1B-L10-(60,40)	6/11/2003	1404	SOIL	EC, TP	X			1
63	OU5-CTA-1B-L10-(60,120)	6/11/2003	1512	SOIL	EC, TP	X			1
64	OU5-CTA-1B-L10-(120,80)	6/11/2003	1456	SOIL	EC, TP	X			1
65	OU5-CTA-1B-L10-(20,60)	6/11/2003	1356	SOIL	EC, TP	X			1
66	OU5-CTA-1B-L10-(40,60)	6/11/2003	1400	SOIL	EC, TP	X			1
67	OU5-CTA-1B-L10-(120,20)	6/11/2003	1412	SOIL	EC, TP	X			1
68	OU5-CTA-1B-L10-(20,80)	6/11/2003	1358	SOIL	EC, TP	X			1
69	OU5-CTA-1B-L10-(80,40)	6/11/2003	1406	SOIL	EC, TP	X			1
70	OU5-CTA-1B-L10-(80,20)	6/11/2003	1408	SOIL	EC, TP	X			1
71	OU5-CTA-1B-L10-(100,20)	6/11/2003	1410	SOIL	EC, TP	X			1
72	OU5-CTA-1B-L10-(140,0)	6/11/2003	1414	SOIL	EC, TP	X			1
73	OU5-CTA-1B-L10-DUP01	6/11/2003	0900	SOIL	EC, TP	X			1
74	OU5-CTA-1B-L10-DUP02	6/11/2003	1000	SOIL	EC, TP	X			1
75	OU5-CTA-1B-L10-DUP03	6/11/2003	1100	SOIL	EC, TP	X			1

Relinquished By: ERIC CHENG	Date: 6/11/2003	Time: 1600
Received By: [signature]	Date: 6/11/03	Time: 1600
Relinquished By:	Date:	Time:
Received By:	Date:	Time:
Received By (LAB):	Date:	Time:

For Lab Use

GPL WORK ORDER #: 306082

GPL LABORATORIES
202 Perry Parkway
Gaithersburg, MD 20877
(301) 926-6802

CHAIN OF CUSTODY

DATE: 6/11/2003

COC #:

PAGE: 6 OF 6

GPL Project Manager:	D. Griffith	Persons Project Contact:	Thomas Bachovchin	Site:	OU5 Expanded Sampling	Disposal Instructions:	LAB
Project Name:	Spring Valley	Phone Number:	(703) 934-2345	Address	Fed.Property, 5201 Littlefalls Rd	Shipment Method:	COURIER
Project Number:	740144	Purchase Order No.:			Washington, DC 20016	Waybill Number	NA

Comments: H=Hold Analysis Request X=Analyze

REGULAR TURNAROUND TIME

Preservatives and Containers: 4 oz; 500 ml, HNO_3

Sample Information / Methods for Analysis / RUSH

No.	LAB Sample ID	Date Sampled	Time Sampled	Matrix	Sampler's Initials	Arsenic (SW846 3050B/6010B)	Arsenic (SW846 3050B/6010B)	RUSH	RUSH	RUSH	RUSH	QC (MS/MSD)	TOTAL BOTTLES
76	OUS-CTA-1B-L10-DUP04	6/11/2003	1200	SOIL	EC, TP	X							1
77	OUS-CTA-1B-L10-EB01	6/11/2003	0905	SOIL	EC, TP		X						1
78	OUS-CTA-1B-L10-EB02	6/11/2003	1005	SOIL	EC, TP		X						1
79	OUS-CTA-1B-L10-EB03	6/11/2003	1105	SOIL	EC, TP		X						1
80	OUS-CTA-1B-L10-EB04	6/11/2003	1205	SOIL	EC, TP		X						1

Relinquished By:	Date:	Time:
ERIC CHENG	6/11/2003	1600
Received By:	Date:	Time:
[illegible]	6/11/03	1600
Relinquished By:	Date:	Time:
Received By:	Date:	Time:
Received By (LAB):	Date:	Time:

For Lab Use

GPL WORK ORDER #: 506082

GPL Laboratories, LLLP

Figure 1
SAMPLE RECEIPT CHECKLIST

W.O. No: 306082

Client Name: Parsons ES

Date Received: 6/11/03

Time Received: 16:00

Received By: Debbie

Carrier Name: GPL

Prepared (Logged In) By: [illegible] 6/12/03
Initials Date

Project:

Site:

VOA Holding Blank I.D. No:

	YES	NO
Airbill/Manifest Present?		✓
No.		
Shipping Container in Good Condition?	✓	
Custody Seals Present on Shipping Container?		✓
Condition: Broken ____ Intact-not dated or signed ____ Intact-dated and signed ____		
Usage of Tamper Evident Type		✓
Chain-of-Custody Present?	✓	
Chain-of-Custody Agrees with Sample Labels?	✓	
Chain-of-Custody Signed?	✓	
Packing Present in Shipping Container? Type of Packing ____		✓
Custody seals on Sample Bottles? Condition: Good ____ Broken ____		✓
Total Number of Sample Bottles 76		
Total Number of Samples 76		
Samples Intact?	✓	
Sufficient Sample Volume for Indicated Test?	✓	

	YES	NO
Trip Blanks: No. of Sets ____		✓
Field Blanks: No. of Sets ____		✓
Equip. Blank: No. of Sets ____		✓
Field Duplicate: No. of Sets ____		✓
MS/MSD: No of Sets ____	✓	
VOA Vials Have Zero Headspace?		✓
Preservatives Added to Sample?		✓
pH Check Required?		✓
Performed By? ____		✓
Ice Present in Shipping Container?	✓	

Container #	Temp.	Container #	Temp.
1	3.0		

Project Manager Contacted?
Name: Debbie
Date Contacted: 6/11/03

Any NO response must be detailed in the comments section below. If items are not applicable to particular samples or contracts, they should be marked N/A/

COMMENTS:

Checklist Completed By: [illegible]

Date: 6/11/03

SOP No: F.2V11

GPL - Maryland Laboratory

Cover Page - Inorganic Analysis Data Package

SDG: 306082

Client ID	Lab Sample ID:
OU5-CTA-1B-L10-(100,100)	S 306082-050-050-1/1
OU5-CTA-1B-L10-(100,120)	S 306082-016-016-1/1
OU5-CTA-1B-L10-(100,140)	S 306082-014-014-1/1
OU5-CTA-1B-L10-(100,160)	S 306082-036-036-1/1
OU5-CTA-1B-L10-(100,180)	S 306082-024-024-1/1
OU5-CTA-1B-L10-(100,20)	S 306082-071-071-1/1
OU5-CTA-1B-L10-(100,40)	S 306082-041-041-1/1
OU5-CTA-1B-L10-(100,60)	S 306082-058-058-1/1
OU5-CTA-1B-L10-(100,80)	S 306082-049-049-1/1
OU5-CTA-1B-L10-(120,100)	S 306082-018-018-1/1
OU5-CTA-1B-L10-(120,120)	S 306082-023-023-1/1
OU5-CTA-1B-L10-(120,140)	S 306082-002-002-1/1
OU5-CTA-1B-L10-(120,160)	S 306082-021-021-1/1
OU5-CTA-1B-L10-(120,180)	S 306082-027-027-1/1
OU5-CTA-1B-L10-(120,20)	S 306082-067-067-1/1
OU5-CTA-1B-L10-(120,40)	S 306082-040-040-1/1
OU5-CTA-1B-L10-(120,60)	S 306082-048-048-1/1
OU5-CTA-1B-L10-(120,80)	S 306082-064-064-1/1
OU5-CTA-1B-L10-(140,0)	S 306082-072-072-1/1
OU5-CTA-1B-L10-(140,100)	S 306082-005-005-1/1
OU5-CTA-1B-L10-(140,120)	S 306082-012-012-1/1
OU5-CTA-1B-L10-(140,140)	S 306082-004-004-1/1
OU5-CTA-1B-L10-(140,160)	S 306082-033-033-1/1
OU5-CTA-1B-L10-(140,20)	S 306082-046-046-1/1
OU5-CTA-1B-L10-(140,40)	S 306082-043-043-1/1
OU5-CTA-1B-L10-(140,60)	S 306082-060-060-1/1
OU5-CTA-1B-L10-(140,80)	S 306082-057-057-1/1
OU5-CTA-1B-L10-(160,100)	S 306082-009-009-1/1

GPL - Maryland Laboratory

Cover Page - Inorganic Analysis Data Package

SDG: 306082

Client ID	Lab Sample ID:
OU5-CTA-1B-L10-(160,120)	S 306082-010-010-1/1
OU5-CTA-1B-L10-(160,140)	S 306082-008-008-1/1
OU5-CTA-1B-L10-(160,160)	S 306082-034-034-1/1
OU5-CTA-1B-L10-(160,20)	S 306082-037-037-1/1
OU5-CTA-1B-L10-(160,40)	S 306082-039-039-1/1
OU5-CTA-1B-L10-(160,60)	S 306082-047-047-1/1
OU5-CTA-1B-L10-(160,80)	S 306082-022-022-1/1
OU5-CTA-1B-L10-(180,100)	D 306082-011-011-1/1
OU5-CTA-1B-L10-(180,100)	S 306082-011-011-1/1
OU5-CTA-1B-L10-(180,100)	SP306082-011-011-1/1
OU5-CTA-1B-L10-(180,120)	S 306082-006-006-1/1
OU5-CTA-1B-L10-(180,140)	S 306082-001-001-1/1
OU5-CTA-1B-L10-(180,160)	S 306082-035-035-1/1
OU5-CTA-1B-L10-(180,60)	S 306082-052-052-1/1
OU5-CTA-1B-L10-(180,80)	D 306082-017-017-1/1
OU5-CTA-1B-L10-(180,80)	S 306082-017-017-1/1
OU5-CTA-1B-L10-(180,80)	SP306082-017-017-1/1
OU5-CTA-1B-L10-(20,100)	D 306082-059-059-1/1
OU5-CTA-1B-L10-(20,100)	S 306082-059-059-1/1
OU5-CTA-1B-L10-(20,100)	SP306082-059-059-1/1
OU5-CTA-1B-L10-(20,60)	S 306082-065-065-1/1
OU5-CTA-1B-L10-(20,80)	S 306082-068-068-1/1
OU5-CTA-1B-L10-(200,120)	S 306082-007-007-1/1
OU5-CTA-1B-L10-(200,140)	S 306082-003-003-1/1
OU5-CTA-1B-L10-(40,100)	S 306082-053-053-1/1
OU5-CTA-1B-L10-(40,120)	S 306082-056-056-1/1
OU5-CTA-1B-L10-(40,140)	S 306082-013-013-1/1
OU5-CTA-1B-L10-(40,160)	S 306082-025-025-1/1

GPL - Maryland Laboratory

Cover Page - Inorganic Analysis Data Package

SDG: 306082

Client ID	Lab Sample ID:
OU5-CTA-1B-L10-(40,180)	S 306082-032-032-1/1
OU5-CTA-1B-L10-(40,40)	S 306082-061-061-1/1
OU5-CTA-1B-L10-(40,60)	S 306082-066-066-1/1
OU5-CTA-1B-L10-(40,80)	S 306082-051-051-1/1
OU5-CTA-1B-L10-(60,100)	S 306082-055-055-1/1
OU5-CTA-1B-L10-(60,120)	S 306082-063-063-1/1
OU5-CTA-1B-L10-(60,140)	S 306082-020-020-1/1
OU5-CTA-1B-L10-(60,160)	S 306082-031-031-1/1
OU5-CTA-1B-L10-(60,180)	S 306082-030-030-1/1
OU5-CTA-1B-L10-(60,200)	S 306082-028-028-1/1
OU5-CTA-1B-L10-(60,40)	S 306082-062-062-1/1
OU5-CTA-1B-L10-(60,60)	D 306082-044-044-1/1
OU5-CTA-1B-L10-(60,60)	S 306082-044-044-1/1
OU5-CTA-1B-L10-(60,60)	SP306082-044-044-1/1
OU5-CTA-1B-L10-(60,80)	S 306082-045-045-1/1
OU5-CTA-1B-L10-(80,100)	S 306082-038-038-1/1
OU5-CTA-1B-L10-(80,100)	S 306082-054-054-1/1
OU5-CTA-1B-L10-(80,120)	S 306082-015-015-1/1
OU5-CTA-1B-L10-(80,140)	S 306082-019-019-1/1
OU5-CTA-1B-L10-(80,160)	S 306082-026-026-1/1
OU5-CTA-1B-L10-(80,180)	S 306082-029-029-1/1
OU5-CTA-1B-L10-(80,20)	S 306082-070-070-1/1
OU5-CTA-1B-L10-(80,40)	S 306082-069-069-1/1
OU5-CTA-1B-L10-(80,80)	S 306082-042-042-1/1
OU5-CTA-1B-L10-DUP01	S 306082-073-073-1/1
OU5-CTA-1B-L10-DUP02	S 306082-074-074-1/1
OU5-CTA-1B-L10-DUP03	S 306082-075-075-1/1
OU5-CTA-1B-L10-DUP04	S 306082-076-076-1/1

GPL - Maryland Laboratory

Cover Page - Inorganic Analysis Data Package

SDG: 306082

Client ID	Lab Sample ID:

Comments:

I certify that this data package is in compliance with the terms and conditions of the contract, both technically and for completeness, for other than conditions detailed above. Release of the data combined in this hardcopy data package and in the computer-readable data submitted on diskette has been authorized by the Laboratory Manager or the Manager's designee, as verified by the following signature.

Signature: [illegible] Name: Curt Mulholland

Date: 6-25-03 Title: Analyst

GPL - Maryland Laboratory

Metals Data Reporting Form

Sample Results SDG: 306082

Lab Sample ID: S 306082-001-001-1/1 **Client ID:** OU5-CTA-1B-L10-(180,140)

Matrix: Soil **Units:** mg/kg **Prep Date:** 6/16/03 **Prep Batch:** 60888

Weight: 1.26 **Volume:** 100 **Percent Moisture:** 19.77

Element	WL/ Mass	IDL	Report Limit	Conc	Q	DF	Instr	Anal Date	Anal Time
Arsenic	189.04	0.27	2.0	1.8	~~B~~ J	1	ICPST	6/17/03	20:51

DYB
12/1/03

Comments: Sample Date: 06/11/03 Sample Time: 02:33 PM Color(Before): BROWN Color(After): YELLOW Clarity(After): CLEAR Texture: MEDIUM

E Serial dilution percent difference not within limits
U Result is less than the IDL

Form I Equivalent

GPL - Maryland Laboratory

Metals Data Reporting Form

Sample Results SDG: 306082

Lab Sample ID: S 306082-002-002-1/1 **Client ID:** OU5-CTA-1B-L10-(120,140)

Matrix: Soil **Units:** mg/kg **Prep Date:** 6/16/03 **Prep Batch:** 60888

Weight: 1.20 **Volume:** 100 **Percent Moisture:** 23.71

Element	WL/ Mass	IDL	Report Limit	Conc	Q	DF	Instr	Anal Date	Anal Time
Arsenic	189.04	0.29	2.2	2.0	~~B~~ J	1	ICPST	6/17/03	20:59

DYB 12/1/03

Comments: Sample Date: 06/11/03 Sample Time: 02:27 PM Color(Before): BROWN Color(After): YELLOW Clarity(After): CLEAR Texture: MEDIUM

E Serial dilution percent difference not within limits

U Result is less than the IDL

Form 1 Equivalent

GPL - Maryland Laboratory

Metals Data Reporting Form

Sample Results SDG: 306082

Lab Sample ID: S 306082-003-003-1/1 **Client ID:** OU5-CTA-1B-L10-(200,140)

Matrix: Soil **Units:** mg/kg **Prep Date:** 6/16/03 **Prep Batch:** 60888

Weight: 1.15 **Volume:** 100 **Percent Moisture:** 27.80

Element	WL/ Mass	IDL	Report Limit	Conc	Q	DF	Instr	Anal Date	Anal Time
Arsenic	189.04	0.33	2.4	2.2	~~B~~ J	1	ICPST	6/17/03	21:06

DYB 12/1/03

Comments: Sample Date: 06/11/03 Sample Time: 02:35 PM Color(Before): BROWN Color(After): YELLOW Clarity(After): CLEAR Texture: MEDIUM

E Serial dilution percent difference not within limits
U Result is less than the IDL

Form 1 Equivalent

GPL - Maryland Laboratory

Metals Data Reporting Form

Sample Results **SDG:** 306082

Lab Sample ID: S 306082-004-004-1/1 **Client ID:** OU5-CTA-1B-L10-(140,140)

Matrix: Soil **Units:** mg/kg **Prep Date:** 6/16/03 **Prep Batch:** 60888

Weight: 1.16 **Volume:** 100 **Percent Moisture:** 30.23

Element	WL/ Mass	IDL	Report Limit	Conc	Q	DF	Instr	Anal Date	Anal Time
Arsenic	189.04	0.33	2.5	3.2		1	ICPST	6/17/03	21:14

Comments: Sample Date: 06/11/03 Sample Time: 02:29 PM Color(Before): BROWN Color(After): YELLOW Clarity(After): CLEAR Texture: MEDIUM

B Serial dilution percent difference not within limits

U Result is less than the IDL

Form I Equivalent

GPL - Maryland Laboratory

Metals Data Reporting Form

Sample Results **SDG:** 306082

Lab Sample ID: S 306082-005-005-1/1 **Client ID:** OU5-CTA-1B-L10-(140,100)

Matrix: Soil **Units:** mg/kg **Prep Date:** 6/16/03 **Prep Batch:** 60888

Weight: 1.27 **Volume:** 100 **Percent Moisture:** 19.55

Element	WL/ Mass	IDL	Report Limit	Conc	Q	DF	Instr	Anal Date	Anal Time
Arsenic	189.04	0.26	2.0	2.4		1	ICPST	6/17/03	21:22

Comments: Sample Date: 06/11/03 Sample Time: 02:17 PM Color(Before): BROWN Color(After): YELLOW Clarity(After): CLEAR Texture: MEDIUM

E Serial dilution percent difference not within limits

U Result is less than the IDL

Form 1 Equivalent

GPL - Maryland Laboratory

Metals Data Reporting Form

Sample Results SDG: 306082

Lab Sample ID: S 306082-006-006-1/1 **Client ID:** OU5-CTA-1B-L10-(180,120)

Matrix: Soil **Units:** mg/kg **Prep Date:** 6/16/03 **Prep Batch:** 60888

Weight: 1.28 **Volume:** 100 **Percent Moisture:** 22.48

Element	WL/ Mass	IDL	Report Limit	Conc	Q	DF	Instr	Anal Date	Anal Time
Arsenic	189.04	0.27	2.0	2.0	~~E~~ J	1	ICPST	6/17/03	21:30

12/1/03
DYB

Comments: Sample Date: 06/11/03 Sample Time: 02:39 PM Color(Before): BROWN Color(After): YELLOW Clarity(After): CLEAR Texture: MEDIUM

E Serial dilution percent difference not within limits
U Result is less than the IDL

Form I Equivalent

GPL - Maryland Laboratory

Metals Data Reporting Form

Sample Results SDG: 306082

Lab Sample ID: S 306082-007-007-1/1 **Client ID:** OU5-CTA-1B-L10-(200,120)

Matrix: Soil **Units:** mg/kg **Prep Date:** 6/16/03 **Prep Batch:** 60888

Weight: 1.15 **Volume:** 100 **Percent Moisture:** 25.67

Element	WL/ Mass	IDL	Report Limit	Conc	Q	DF	Instr	Anal Date	Anal Time
Arsenic	189.04	0.32	2.3	1.8	~~B~~ J	1	ICPST	6/17/03	21:37

DYB 12/1/03

Comments: Sample Date: 06/11/03 Sample Time: 02:37 PM Color(Before): BROWN Color(After): YELLOW Clarity(After): CLEAR Texture: MEDIUM

E Serial dilution percent difference not within limits

U Result is less than the IDL

Form 1 Equivalent

GPL - Maryland Laboratory

Metals Data Reporting Form

Sample Results SDG: 306082

Lab Sample ID: S 306082-008-008-1/1 **Client ID:** OU5-CTA-1B-L10-(160,140)

Matrix: Soil **Units:** mg/kg **Prep Date:** 6/16/03 **Prep Batch:** 60888

Weight: 1.21 **Volume:** 100 **Percent Moisture:** 29.45

Element	WL/ Mass	IDL	Report Limit	Conc	Q	DF	Instr	Anal Date	Anal Time
Arsenic	189.04	0.32	2.3	3.0		1	ICPST	6/17/03	22:24

Comments: Sample Date: 06/11/03 Sample Time: 02:31 PM Color(Before): BROWN Color(After): YELLOW Clarity(After): CLEAR Texture: MEDIUM

E Serial dilution percent difference not within limits

U Result is less than the IDL

Form 1 Equivalent

GPL - Maryland Laboratory

Metals Data Reporting Form

Sample Results SDG: 306082

Lab Sample ID: S 306082-009-009-1/1 **Client ID:** OU5-CTA-1B-L10-(160,100)

Matrix: Soil **Units:** mg/kg **Prep Date:** 6/16/03 **Prep Batch:** 60888

Weight: 1.31 **Volume:** 100 **Percent Moisture:** 20.04

Element	WL/ Mass	IDL	Report Limit	Conc	Q	DF	Instr	Anal Date	Anal Time
Arsenic	189.04	0.26	1.9	2.3		1	ICPST	6/17/03	22:32

Comments: Sample Date: 06/11/03 Sample Time: 02:19 PM Color(Before): BROWN Color(After): YELLOW Clarity(After): CLEAR Texture: MEDIUM

E Serial dilution percent difference not within limits

U Result is less than the IDL

Form 1 Equivalent

GPL - Maryland Laboratory

Metals Data Reporting Form

Sample Results SDG: 306082

Lab Sample ID: S 306082-010-010-1/1 **Client ID:** OU5-CTA-1B-L10-(160,120)

Matrix: Soil **Units:** mg/kg **Prep Date:** 6/16/03 **Prep Batch:** 60888

Weight: 1.24 **Volume:** 100 **Percent Moisture:** 28.61

Element	WL/ Mass	IDL	Report Limit	Conc	Q	DF	Instr	Anal Date	Anal Time
Arsenic	189.04	0.31	2.3	2.9		1	ICPST	6/17/03	22:39

Comments: Sample Date: 06/11/03 Sample Time: 02:23 PM Color(Before): BROWN Color(After): YELLOW Clarity(After): CLEAR Texture: MEDIUM

E Serial dilution percent difference not within limits

U Result is less than the IDL

Form 1 Equivalent

GPL - Maryland Laboratory

Metals Data Reporting Form

Sample Results SDG: 306082

Lab Sample ID: S 306082-011-011-1/1 **Client ID:** OU5-CTA-1B-L10-(180,100)

Matrix: Soil **Units:** mg/kg **Prep Date:** 6/16/03 **Prep Batch:** 60888

Weight: 1.15 **Volume:** 100 **Percent Moisture:** 33.79

Element	WL/ Mass	IDL	Report Limit	Conc	Q	DF	Instr	Anal Date	Anal Time
Arsenic	189.04	0.35	2.6	2.2	~~B~~ J	1	ICPST	6/17/03	22:47

DYB 12/1/03

Comments: Sample Date: 06/11/03 Sample Time: 02:21 PM Color(Before): BROWN Color(After): YELLOW Clarity(After): CLEAR Texture: MEDIUM

B Serial dilution percent difference not within limits

U Result is less than the IDL

Form I Equivalent

GPL - Maryland Laboratory

Metals Data Reporting Form

Sample Results **SDG:** 306082

Lab Sample ID: S 306082-012-012-1/1 **Client ID:** OU5-CTA-1B-L10-(140,120)

Matrix: Soil **Units:** mg/kg **Prep Date:** 6/16/03 **Prep Batch:** 60888

Weight: 1.20 **Volume:** 100 **Percent Moisture:** 23.16

Element	WL/ Mass	IDL	Report Limit	Conc	Q	DF	Instr	Anal Date	Anal Time
Arsenic	189.04	0.29	2.2	2.4		1	ICPST	6/17/03	23:26

Comments: Sample Date: 06/11/03 Sample Time: 02:25 PM Color(Before): BROWN Color(After): YELLOW Clarity(After): CLEAR Texture: MEDIUM

E Serial dilution percent difference not within limits

U Result is less than the IDL

Form I Equivalent

GPL - Maryland Laboratory

Metals Data Reporting Form

Sample Results SDG: 306082

Lab Sample ID: S 306082-013-013-1/1 **Client ID:** OU5-CTA-1B-L10-(40,140)

Matrix: Soil **Units:** mg/kg **Prep Date:** 6/16/03 **Prep Batch:** 60888

Weight: 1.36 **Volume:** 100 **Percent Moisture:** 26.58

Element	WL/ Mass	IDL	Report Limit	Conc	Q	DF	Instr	Anal Date	Anal Time
Arsenic	189.04	0.27	2.0	2.9		1	ICPST	6/17/03	23:34

Comments: Sample Date: 06/11/03 Sample Time: 02:07 PM Color(Before): BROWN Color(After): YELLOW Clarity(After): CLEAR Texture: MEDIUM

E Serial dilution percent difference not within limits

U Result is less than the IDL

Form I Equivalent

GPL - Maryland Laboratory

Metals Data Reporting Form

Sample Results **SDG:** 306082

Lab Sample ID: S 306082-014-014-1/1 **Client ID:** OU5-CTA-1B-L10-(100,140)

Matrix: Soil **Units:** mg/kg **Prep Date:** 6/16/03 **Prep Batch:** 60888

Weight: 1.22 **Volume:** 100 **Percent Moisture:** 33.66

Element	WL/ Mass	IDL	Report Limit	Conc	Q	DF	Instr	Anal Date	Anal Time
Arsenic	189.04	0.33	2.5	2.2	~~E~~ J	1	ICPST	6/17/03	23:57

DYB 12/1/03

Comments: Sample Date: 06/11/03 Sample Time: 02:13 PM Color(Before): BROWN Color(After): YELLOW Clarity(After): CLEAR Texture: MEDIUM

E Serial dilution percent difference not within limits

U Result is less than the IDL

Form I Equivalent

GPL - Maryland Laboratory

Metals Data Reporting Form

Sample Results SDG: 306082

Lab Sample ID: S 306082-015-015-1/1 **Client ID:** OU5-CTA-1B-L10-(80,120)

Matrix: Soil **Units:** mg/kg **Prep Date:** 6/16/03 **Prep Batch:** 60888

Weight: 1.24 **Volume:** 100 **Percent Moisture:** 26.56

Element	WL/ Mass	IDL	Report Limit	Conc	Q	DF	Instr	Anal Date	Anal Time
Arsenic	189.04	0.30	2.2	3.1		1	ICPST	6/18/03	0:05

Comments: Sample Date: 06/11/03 Sample Time: 02:05 PM Color(Before): BROWN Color(After): YELLOW Clarity(After): CLEAR Texture: MEDIUM

E Serial dilution percent difference not within limits

U Result is less than the IDL

Form 1 Equivalent

GPL - Maryland Laboratory

Metals Data Reporting Form

Sample Results SDG: 306082

Lab Sample ID: S 306082-016-016-1/1 **Client ID:** OU5-CTA-1B-L10-(100,120)

Matrix: Soil **Units:** mg/kg **Prep Date:** 6/16/03 **Prep Batch:** 60888

Weight: 1.27 **Volume:** 100 **Percent Moisture:** 36.49

Element	WL/ Mass	IDL	Report Limit	Conc	Q	DF	Instr	Anal Date	Anal Time
Arsenic	189.04	0.33	2.5	3.3		1	ICPST	6/18/03	0:12

Comments: Sample Date: 06/11/03 Sample Time: 02:03 PM Color(Before): BROWN Color(After): YELLOW Clarity(After): CLEAR Texture: MEDIUM

E Serial dilution percent difference not within limits

U Result is less than the IDL

Form 1 Equivalent

GPL - Maryland Laboratory

Metals Data Reporting Form

Sample Results SDG: 306082

Lab Sample ID: S 306082-017-017-1/1 **Client ID:** OU5-CTA-1B-L10-(180,80)

Matrix: Soil **Units:** mg/kg **Prep Date:** 6/16/03 **Prep Batch:** 60890

Weight: 1.24 **Volume:** 100 **Percent Moisture:** 45.42

Element	WL/ Mass	IDL	Report Limit	Conc	Q	DF	Instr	Anal Date	Anal Time
Arsenic	189.04	0.40	3.0	2.3	~~B~~ J	1	ICPST	6/19/03	0:44

DYB 12/1/03

Comments: Sample Date: 06/11/03 Sample Time: 01:57 PM Color(Before): BROWN Color(After): YELLOW Clarity(After): CLEAR Texture: MEDIUM

5.04.5

E Serial dilution percent difference not within limits

U Result is less than the IDL

Form I Equivalent

GPL - Maryland Laboratory

Metals Data Reporting Form

Sample Results SDG: 306082

Lab Sample ID: S 306082-018-018-1/1 **Client ID:** OU5-CTA-1B-L10-(120,100)

Matrix: Soil **Units:** mg/kg **Prep Date:** 6/16/03 **Prep Batch:** 60888

Weight: 1.39 **Volume:** 100 **Percent Moisture:** 25.38

Element	WL/ Mass	IDL	Report Limit	Conc	Q	DF	Instr	Anal Date	Anal Time
Arsenic	189.04	0.26	1.9	2.6		1	ICPST	6/18/03	0:20

Comments: Sample Date: 06/11/03 Sample Time: 02:01 PM Color(Before): BROWN Color(After): YELLOW Clarity(After): CLEAR Texture: MEDIUM

E Serial dilution percent difference not within limits

U Result is less than the IDL

Form I Equivalent

GPL - Maryland Laboratory

Metals Data Reporting Form

Sample Results SDG: 306082

Lab Sample ID: S 306082-019-019-1/1 **Client ID:** OU5-CTA-1B-L10-(80,140)

Matrix: Soil **Units:** mg/kg **Prep Date:** 6/16/03 **Prep Batch:** 60888

Weight: 1.36 **Volume:** 100 **Percent Moisture:** 37.68

Element	WL/ Mass	IDL	Report Limit	Conc	Q	DF	Instr	Anal Date	Anal Time
Arsenic	189.04	0.32	2.4	4.4		1	ICPST	6/18/03	0:28

Comments: Sample Date: 06/11/03 Sample Time: 02:11 PM Color(Before): BROWN Color(After): YELLOW Clarity(After): CLEAR Texture: MEDIUM

5.04.5

E Serial dilution percent difference not within limits

U Result is less than the IDL

Form 1 Equivalent

GPL - Maryland Laboratory

Metals Data Reporting Form

Sample Results SDG: 306082

Lab Sample ID: S 306082-020-020-1/1 **Client ID:** OU5-CTA-1B-L10-(60,140)

Matrix: Soil **Units:** mg/kg **Prep Date:** 6/16/03 **Prep Batch:** 60888

Weight: 1.21 **Volume:** 100 **Percent Moisture:** 30.42

Element	WL/ Mass	IDL	Report Limit	Conc	Q	DF	Instr	Anal Date	Anal Time
Arsenic	189.04	0.32	2.4	2.2	~~B~~ J	1	ICPST	6/18/03	0:36

DYB 12/1/03

Comments: Sample Date: 06/11/03 Sample Time: 02:09 PM Color(Before): BROWN Color(After): YELLOW Clarity(After): CLEAR Texture: MEDIUM

B Serial dilution percent difference not within limits

U Result is less than the IDL

Form 1 Equivalent

GPL - Maryland Laboratory

Metals Data Reporting Form

Sample Results **SDG:** 306082

Lab Sample ID: S 306082-021-021-1/1 **Client ID:** OU5-CTA-1B-L10-(120,160)

Matrix: Soil **Units:** mg/kg **Prep Date:** 6/16/03 **Prep Batch:** 60888

Weight: 1.22 **Volume:** 100 **Percent Moisture:** 30.70

Element	WL/ Mass	IDL	Report Limit	Conc	Q	DF	Instr	Anal Date	Anal Time
Arsenic	189.04	0.32	2.4	3.1		1	ICPST	6/18/03	0:43

Comments: Sample Date: 06/11/03 Sample Time: 02:41 PM Color(Before): BROWN Color(After): YELLOW Clarity(After): CLEAR Texture: MEDIUM

E Serial dilution percent difference not within limits

U Result is less than the IDL

Form I Equivalent

GPL - Maryland Laboratory

Metals Data Reporting Form

Sample Results **SDG:** 306082

Lab Sample ID: S 306082-022-022-1/1 **Client ID:** OU5-CTA-1B-L10-(160,80)

Matrix: Soil **Units:** mg/kg **Prep Date:** 6/16/03 **Prep Batch:** 60890

Weight: 1.24 **Volume:** 100 **Percent Moisture:** 19.79

Element	WL/ Mass	IDL	Report Limit	Conc	Q	DF	Instr	Anal Date	Anal Time
Arsenic	189.04	0.27	2.0	2.5		1	ICPST	6/19/03	1:23

Comments: Sample Date: 06/11/03 Sample Time: 01:59 PM Color(Before): BROWN Color(After): YELLOW Clarity(After): CLEAR Texture: MEDIUM

E Serial dilution percent difference not within limits

U Result is less than the IDL

Form I Equivalent

GPL - Maryland Laboratory

Metals Data Reporting Form

Sample Results SDG: 306082

Lab Sample ID: S 306082-023-023-1/1 **Client ID:** OU5-CTA-1B-L10-(120,120)

Matrix: Soil **Units:** mg/kg **Prep Date:** 6/16/03 **Prep Batch:** 60890

Weight: 1.27 **Volume:** 100 **Percent Moisture:** 23.29

Element	WL/ Mass	IDL	Report Limit	Conc	Q	DF	Instr	Anal Date	Anal Time
Arsenic	189.04	0.28	2.1	2.7		1	ICPST	6/19/03	1:30

Comments: Sample Date: 06/11/03 Sample Time: 02:15 PM Color(Before): BROWN Color(After): YELLOW Clarity(After): CLEAR Texture: MEDIUM

E Serial dilution percent difference not within limits

U Result is less than the IDL

Form 1 Equivalent

GPL - Maryland Laboratory

Metals Data Reporting Form

Sample Results SDG: 306082

Lab Sample ID: S 306082-024-024-1/1 **Client ID:** OU5-CTA-1B-L10-(100,180)

Matrix: Soil **Units:** mg/kg **Prep Date:** 6/16/03 **Prep Batch:** 60890

Weight: 1.19 **Volume:** 100 **Percent Moisture:** 22.81

Element	WL/ Mass	IDL	Report Limit	Conc	Q	DF	Instr	Anal Date	Anal Time
Arsenic	189.04	0.29	2.2	1.9	~~B~~ J	1	ICPST	6/19/03	1:38

DYB 12/1/03

Comments: Sample Date: 06/11/03 Sample Time: 02:57 PM Color(Before): BROWN Color(After): YELLOW Clarity(After): CLEAR Texture: MEDIUM

B Serial dilution percent difference not within limits

U Result is less than the IDL

Form I Equivalent

GPL - Maryland Laboratory

Metals Data Reporting Form

Sample Results SDG: 306082

Lab Sample ID: S 306082-025-025-1/1 **Client ID:** OU5-CTA-1B-L10-(40,160)

Matrix: Soil **Units:** mg/kg **Prep Date:** 6/16/03 **Prep Batch:** 60890

Weight: 1.27 **Volume:** 100 **Percent Moisture:** 35.10

Element	WL/ Mass	IDL	Report Limit	Conc	Q	DF	Instr	Anal Date	Anal Time
Arsenic	189.04	0.33	2.4	2.7		1	ICPST	6/19/03	1:46

Comments: Sample Date: 06/11/03 Sample Time: 02:49 PM Color(Before): BROWN Color(After): YELLOW Clarity(After): CLEAR Texture: MEDIUM

E Serial dilution percent difference not within limits

U Result is less than the IDL

Form I Equivalent

GPL - Maryland Laboratory

Metals Data Reporting Form

Sample Results SDG: 306082

Lab Sample ID: S 306082-026-026-1/1 **Client ID:** OU5-CTA-1B-L10-(80,160)

Matrix: Soil **Units:** mg/kg **Prep Date:** 6/16/03 **Prep Batch:** 60890

Weight: 1.34 **Volume:** 100 **Percent Moisture:** 25.47

Element	WL/ Mass	IDL	Report Limit	Conc	Q	DF	Instr	Anal Date	Anal Time
Arsenic	189.04	0.27	2.0	2.4		1	ICPST	6/19/03	1:54

Comments: Sample Date: 06/11/03 Sample Time: 02:45 PM Color(Before): BROWN Color(After): YELLOW Clarity(After): CLEAR Texture: MEDIUM

E Serial dilution percent difference not within limits

U Result is less than the IDL

Form I Equivalent

GPL - Maryland Laboratory

Metals Data Reporting Form

Sample Results **SDG:** 306082

Lab Sample ID: S 306082-027-027-1/1 **Client ID:** OU5-CTA-1B-L10-(120,180)

Matrix: Soil **Units:** mg/kg **Prep Date:** 6/16/03 **Prep Batch:** 60890

Weight: 1.28 **Volume:** 100 **Percent Moisture:** 27.98

Element	WL/ Mass	IDL	Report Limit	Conc	Q	DF	Instr	Anal Date	Anal Time
Arsenic	189.04	0.29	2.2	2.6		1	ICPST	6/19/03	2:17

Comments: Sample Date: 06/11/03 Sample Time: 02:59 PM Color(Before): BROWN Color(After): YELLOW Clarity(After): CLEAR Texture: MEDIUM

B Serial dilution percent difference not within limits

U Result is less than the IDL

Form 1 Equivalent

GPL - Maryland Laboratory

Metals Data Reporting Form

Sample Results SDG: 306082

Lab Sample ID: S 306082-028-028-1/1 **Client ID:** OU5-CTA-1B-L10-(60,200)

Matrix: Soil **Units:** mg/kg **Prep Date:** 6/16/03 **Prep Batch:** 60890

Weight: 1.22 **Volume:** 100 **Percent Moisture:** 24.74

Element	WL/ Mass	IDL	Report Limit	Conc	Q	DF	Instr	Anal Date	Anal Time
Arsenic	189.04	0.29	2.2	2.5		1	ICPST	6/19/03	2:25

Comments: Sample Date: 06/11/03 Sample Time: 02:53 PM Color(Before): BROWN Color(After): YELLOW Clarity(After): CLEAR Texture: MEDIUM

E Serial dilution percent difference not within limits

U Result is less than the IDL

Form 1 Equivalent

GPL - Maryland Laboratory

Metals Data Reporting Form

Sample Results SDG: 306082

Lab Sample ID: S 306082-029-029-1/1 **Client ID:** OU5-CTA-1B-L10-(80,180)

Matrix: Soil **Units:** mg/kg **Prep Date:** 6/16/03 **Prep Batch:** 60890

Weight: 1.29 **Volume:** 100 **Percent Moisture:** 21.47

Element	WL/ Mass	IDL	Report Limit	Conc	Q	DF	Instr	Anal Date	Anal Time
Arsenic	189.04	0.27	2.0	1.8	~~B~~ J	1	ICPST	6/19/03	2:32

DYB 12/1/03

Comments: Sample Date: 06/11/03 Sample Time: 02:55 PM Color(Before): BROWN Color(After): YELLOW Clarity(After): CLEAR Texture: MEDIUM

E Serial dilution percent difference not within limits

U Result is less than the IDL

Form I Equivalent

GPL - Maryland Laboratory

Metals Data Reporting Form

Sample Results SDG: 306082

Lab Sample ID: S 306082-030-030-1/1 **Client ID:** OU5-CTA-1B-L10-(60,180)

Matrix: Soil **Units:** mg/kg **Prep Date:** 6/16/03 **Prep Batch:** 60890

Weight: 1.37 **Volume:** 100 **Percent Moisture:** 21.53

Element	WL/ Mass	IDL	Report Limit	Conc	Q	DF	Instr	Anal Date	Anal Time
Arsenic	189.04	0.25	1.9	1.8	~~B~~ J	1	ICPST	6/19/03	2:40

DYB 12/1/03

Comments: Sample Date: 06/11/03 Sample Time: 02:51 PM Color(Before): BROWN Color(After): YELLOW Clarity(After): CLEAR Texture: MEDIUM

E Serial dilution percent difference not within limits

U Result is less than the IDL

Form I Equivalent

GPL - Maryland Laboratory

Metals Data Reporting Form

Sample Results SDG: 306082

Lab Sample ID: S 306082-031-031-1/1 **Client ID:** OU5-CTA-1B-L10-(60,160)

Matrix: Soil **Units:** mg/kg **Prep Date:** 6/16/03 **Prep Batch:** 60890

Weight: 1.28 **Volume:** 100 **Percent Moisture:** 23.05

Element	WL/ Mass	IDL	Report Limit	Conc	Q	DF	Instr	Anal Date	Anal Time
Arsenic	189.04	0.27	2.0	2.1		1	ICPST	6/19/03	2:48

Comments: Sample Date: 06/11/03 Sample Time: 02:47 PM Color(Before): BROWN Color(After): YELLOW Clarity(After): CLEAR Texture: MEDIUM

E Serial dilution percent difference not within limits

U Result is less than the IDL

Form 1 Equivalent

GPL - Maryland Laboratory

Metals Data Reporting Form

Sample Results SDG: 306082

Lab Sample ID: S 306082-032-032-1/1 **Client ID:** OU5-CTA-1B-L10-(40,180)

Matrix: Soil **Units:** mg/kg **Prep Date:** 6/16/03 **Prep Batch:** 60890

Weight: 1.22 **Volume:** 100 **Percent Moisture:** 28.90

Element	WL/ Mass	IDL	Report Limit	Conc	Q	DF	Instr	Anal Date	Anal Time
Arsenic	189.04	0.31	2.3	3.2		1	ICPST	6/19/03	2:56

Comments: Sample Date: 06/11/03 Sample Time: 03:01 PM Color(Before): BROWN Color(After): YELLOW Clarity(After): CLEAR Texture: MEDIUM

E Serial dilution percent difference not within limits

U Result is less than the IDL

Form 1 Equivalent

GPL - Maryland Laboratory

Metals Data Reporting Form

Sample Results SDG: 306082

Lab Sample ID: S 306082-033-033-1/1 **Client ID:** OU5-CTA-1B-L10-(140,160)

Matrix: Soil **Units:** mg/kg **Prep Date:** 6/16/03 **Prep Batch:** 60890

Weight: 1.29 **Volume:** 100 **Percent Moisture:** 27.55

Element	WL/ Mass	IDL	Report Limit	Conc	Q	DF	Instr	Anal Date	Anal Time
Arsenic	189.04	0.29	2.1	3.4		1	ICPST	6/19/03	3:03

Comments: Sample Date: 06/11/03 Sample Time: 03:03 PM Color(Before): BROWN Color(After): YELLOW Clarity(After): CLEAR Texture: MEDIUM

E Serial dilution percent difference not within limits

U Result is less than the IDL

Form 1 Equivalent

GPL - Maryland Laboratory

Metals Data Reporting Form

Sample Results **SDG:** 306082

Lab Sample ID: S 306082-034-034-1/1 **Client ID:** OU5-CTA-1B-L10-(160,160)

Matrix: Soil **Units:** mg/kg **Prep Date:** 6/16/03 **Prep Batch:** 60890

Weight: 1.21 **Volume:** 100 **Percent Moisture:** 30.23

Element	WL/ Mass	IDL	Report Limit	Conc	Q	DF	Instr	Anal Date	Anal Time
Arsenic	189.04	0.32	2.4	3.1		1	ICPST	6/19/03	3:11

Comments: Sample Date: 06/11/03 Sample Time: 03:07 PM Color(Before): BROWN Color(After): YELLOW Clarity(After): CLEAR Texture: MEDIUM

E Serial dilution percent difference not within limits

U Result is less than the IDL

Form I Equivalent

GPL - Maryland Laboratory

Metals Data Reporting Form

Sample Results SDG: 306082

Lab Sample ID: S 306082-035-035-1/1 **Client ID:** OU5-CTA-1B-L10-(180,160)

Matrix: Soil **Units:** mg/kg **Prep Date:** 6/16/03 **Prep Batch:** 60890

Weight: 1.25 **Volume:** 100 **Percent Moisture:** 31.25

Element	WL/ Mass	IDL	Report Limit	Conc	Q	DF	Instr	Anal Date	Anal Time
Arsenic	189.04	0.31	2.3	2.3	~~E~~ J	1	ICPST	6/19/03	3:19

DYB 12/1/03

Comments: Sample Date: 06/11/03 Sample Time: 03:05 PM Color(Before): BROWN Color(After): YELLOW Clarity(After): CLEAR Texture: MEDIUM

5.04.5

E Serial dilution percent difference not within limits

U Result is less than the IDL

Form 1 Equivalent

GPL - Maryland Laboratory

Metals Data Reporting Form

Sample Results **SDG:** 306082

Lab Sample ID: S 306082-036-036-1/1 **Client ID:** OU5-CTA-1B-L10-(100,160)

Matrix: Soil **Units:** mg/kg **Prep Date:** 6/16/03 **Prep Batch:** 60890

Weight: 1.23 **Volume:** 100 **Percent Moisture:** 24.05

Element	WL/ Mass	IDL	Report Limit	Conc	Q	DF	Instr	Anal Date	Anal Time
Arsenic	189.04	0.29	2.1	2.0	~~B~~	1	ICPST	6/19/03	3:27

U

DJB
12/1/03

Comments: Sample Date: 06/11/03 Sample Time: 02:43 PM Color(Before): BROWN Color(After): YELLOW Clarity(After): CLEAR Texture: MEDIUM

E Serial dilution percent difference not within limits
U Result is less than the IDL

Form 1 Equivalent

GPL - Maryland Laboratory

Metals Data Reporting Form

Sample Results SDG: 306082

Lab Sample ID: S 306082-037-037-1/1 **Client ID:** OU5-CTA-1B-L10-(160,20)

Matrix: Soil **Units:** mg/kg **Prep Date:** 6/16/03 **Prep Batch:** 60890

Weight: 1.25 **Volume:** 100 **Percent Moisture:** 24.05

Element	WL/ Mass	IDL	Report Limit	Conc	Q	DF	Instr	Anal Date	Anal Time
Arsenic	189.04	0.28	2.1	3.7		1	ICPST	6/19/03	3:50

Comments: Sample Date: 06/11/03 Sample Time: 02:20 PM Color(Before): BROWN Color(After): YELLOW Clarity(After): CLEAR Texture: MEDIUM

E Serial dilution percent difference not within limits

U Result is less than the IDL

Form 1 Equivalent

GPL - Maryland Laboratory

Metals Data Reporting Form

Sample Results SDG: 306082

Lab Sample ID: S 306082-038-038-1/1 **Client ID:** OU5-CTA-1B-L10-(80,100)

Matrix: Soil **Units:** mg/kg **Prep Date:** 6/16/03 **Prep Batch:** 60890

Weight: 1.24 **Volume:** 100 **Percent Moisture:** 42.16

Element	WL/ Mass	IDL	Report Limit	Conc	Q	DF	Instr	Anal Date	Anal Time
Arsenic	189.04	0.38	2.8	2.8		1	ICPST	6/19/03	3:58

Comments: Sample Date: 06/11/03 Sample Time: 03:00 PM Color(Before): BROWN Color(After): YELLOW Clarity(After): CLEAR Texture: MEDIUM

E Serial dilution percent difference not within limits

U Result is less than the IDL

Form I Equivalent

GPL - Maryland Laboratory

Metals Data Reporting Form

Sample Results SDG: 306082

Lab Sample ID: S 306082-039-039-1/1 **Client ID:** OU5-CTA-1B-L10-(160,40)

Matrix: Soil **Units:** mg/kg **Prep Date:** 6/16/03 **Prep Batch:** 60890

Weight: 1.24 **Volume:** 100 **Percent Moisture:** 26.47

Element	WL/ Mass	IDL	Report Limit	Conc	Q	DF	Instr	Anal Date	Anal Time
Arsenic	189.04	0.30	2.2	3.3		1	ICPST	6/19/03	4:05

Comments: Sample Date: 06/11/03 Sample Time: 02:48 PM Color(Before): BROWN Color(After): YELLOW Clarity(After): CLEAR Texture: MEDIUM

E Serial dilution percent difference not within limits

U Result is less than the IDL

Form I Equivalent

GPL - Maryland Laboratory

Metals Data Reporting Form

Sample Results **SDG:** 306082

Lab Sample ID: S 306082-040-040-1/1 **Client ID:** OU5-CTA-1B-L10-(120,40)

Matrix: Soil **Units:** mg/kg **Prep Date:** 6/16/03 **Prep Batch:** 60890

Weight: 1.30 **Volume:** 100 **Percent Moisture:** 22.53

Element	WL/ Mass	IDL	Report Limit	Conc	Q	DF	Instr	Anal Date	Anal Time
Arsenic	189.04	0.27	2.0	1.8	~~B~~ J	1	ICPST	6/19/03	4:13

DYB 12/1/03

Comments: Sample Date: 06/11/03 Sample Time: 02:24 PM Color(Before): BROWN Color(After): YELLOW Clarity(After): CLEAR Texture: MEDIUM

B Serial dilution percent difference not within limits
U Result is less than the IDL

Form 1 Equivalent

GPL - Maryland Laboratory

Metals Data Reporting Form

Sample Results SDG: 306082

Lab Sample ID: S 306082-041-041-1/1 **Client ID:** OU5-CTA-1B-L10-(100,40)

Matrix: Soil **Units:** mg/kg **Prep Date:** 6/17/03 **Prep Batch:** 60914

Weight: 1.37 **Volume:** 100 **Percent Moisture:** 15.78

Element	WL/ Mass	IDL	Report Limit	Conc	Q	DF	Instr	Anal Date	Anal Time
Arsenic	189.04	0.23	1.7	7.6		1	ICPST	6/25/03	3:23

Comments: Sample Date: 06/11/03 Sample Time: 02:26 PM Color(Before): BROWN Color(After): YELLOW Clarity(After): CLEAR Texture: MEDIUM

E Serial dilution percent difference not within limits

U Result is less than the IDL

Form I Equivalent

GPL - Maryland Laboratory

Metals Data Reporting Form

Sample Results SDG: 306082

Lab Sample ID: S 306082-042-042-1/1 **Client ID:** OU5-CTA-1B-L10-(80,80)

Matrix: Soil **Units:** mg/kg **Prep Date:** 6/17/03 **Prep Batch:** 60914

Weight: 1.39 **Volume:** 100 **Percent Moisture:** 20.54

Element	WL/ Mass	IDL	Report Limit	Conc	Q	DF	Instr	Anal Date	Anal Time
Arsenic	189.04	0.24	1.8	2.3		1	ICPST	6/25/03	3:31

Comments: Sample Date: 06/11/03 Sample Time: 02:38 PM Color(Before): BROWN Color(After): YELLOW Clarity(After): CLEAR Texture: MEDIUM

E Serial dilution percent difference not within limits

U Result is less than the IDL

Form 1 Equivalent

GPL - Maryland Laboratory

Metals Data Reporting Form

Sample Results SDG: 306082

Lab Sample ID: S 306082-043-043-1/1 **Client ID:** OU5-CTA-1B-L10-(140,40)

Matrix: Soil **Units:** mg/kg **Prep Date:** 6/17/03 **Prep Batch:** 60914

Weight: 1.38 **Volume:** 100 **Percent Moisture:** 20.02

Element	WL/ Mass	IDL	Report Limit	Conc	Q	DF	Instr	Anal Date	Anal Time
Arsenic	189.04	0.24	1.8	2.3		1	ICPST	6/25/03	3:39

Comments: Sample Date: 06/11/03 Sample Time: 02:22 PM Color(Before): BROWN Color(After): YELLOW Clarity(After): CLEAR Texture: MEDIUM

E Serial dilution percent difference not within limits

U Result is less than the IDL

Form 1 Equivalent

GPL - Maryland Laboratory

Metals Data Reporting Form

Sample Results SDG: 306082

Lab Sample ID: S 306082-044-044-1/1 **Client ID:** OU5-CTA-1B-L10-(60,60)

Matrix: Soil **Units:** mg/kg **Prep Date:** 6/17/03 **Prep Batch:** 60914

Weight: 1.17 **Volume:** 100 **Percent Moisture:** 23.79

Element	WL/ Mass	IDL	Report Limit	Conc	Q	DF	Instr	Anal Date	Anal Time
Arsenic	189.04	0.30	2.2	8.7		1	ICPST	6/25/03	4:04

Comments: Sample Date: 06/11/03 Sample Time: 02:32 PM Color(Before): BROWN Color(After): YELLOW Clarity(After): CLEAR Texture: MEDIUM

B Serial dilution percent difference not within limits

U Result is less than the IDL

Form 1 Equivalent

GPL - Maryland Laboratory

Metals Data Reporting Form

Sample Results SDG: 306082

Lab Sample ID: S 306082-045-045-1/1 **Client ID:** OU5-CTA-1B-L10-(60,80)

Matrix: Soil **Units:** mg/kg **Prep Date:** 6/17/03 **Prep Batch:** 60914

Weight: 1.29 **Volume:** 100 **Percent Moisture:** 18.30

Element	WL/ Mass	IDL	Report Limit	Conc	Q	DF	Instr	Anal Date	Anal Time
Arsenic	189.04	0.26	1.9	1.7	~~B~~ J	1	ICPST	6/25/03	4:43

DYB 12/1/03

Comments: Sample Date: 06/11/03 Sample Time: 02:36 PM Color(Before): BROWN Color(After): YELLOW Clarity(After): CLEAR Texture: MEDIUM

B Serial dilution percent difference not within limits
U Result is less than the IDL

Form I Equivalent

GPL - Maryland Laboratory

Metals Data Reporting Form

Sample Results SDG: 306082

Lab Sample ID: S 306082-046-046-1/1 **Client ID:** OU5-CTA-1B-L10-(140,20)

Matrix: Soil **Units:** mg/kg **Prep Date:** 6/17/03 **Prep Batch:** 60914

Weight: 1.22 **Volume:** 100 **Percent Moisture:** 17.48

Element	WL/ Mass	IDL	Report Limit	Conc	Q	DF	Instr	Anal Date	Anal Time
Arsenic	189.04	0.27	2.0	53.6		1	ICPST	6/25/03	4:51

Comments: Sample Date: 06/11/03 Sample Time: 02:18 PM Color(Before): BROWN Color(After): YELLOW Clarity(After): CLEAR Texture: MEDIUM

E Serial dilution percent difference not within limits

U Result is less than the IDL

Form 1 Equivalent

GPL - Maryland Laboratory

Metals Data Reporting Form

Sample Results SDG: 306082

Lab Sample ID: S 306082-047-047-1/1 **Client ID:** OU5-CTA-1B-L10-(160,60)

Matrix: Soil **Units:** mg/kg **Prep Date:** 6/17/03 **Prep Batch:** 60914

Weight: 1.43 **Volume:** 100 **Percent Moisture:** 18.83

Element	WL/ Mass	IDL	Report Limit	Conc	Q	DF	Instr	Anal Date	Anal Time
Arsenic	189.04	0.23	1.7	5.3		1	ICPST	6/25/03	4:58

Comments: Sample Date: 06/11/03 Sample Time: 02:50 PM Color(Before): BROWN Color(After): YELLOW Clarity(After): CLEAR Texture: MEDIUM

E Serial dilution percent difference not within limits

U Result is less than the IDL

Form I Equivalent

GPL - Maryland Laboratory

Metals Data Reporting Form

Sample Results SDG: 306082

Lab Sample ID: S 306082-048-048-1/1 **Client ID:** OU5-CTA-1B-L10-(120,60)

Matrix: Soil **Units:** mg/kg **Prep Date:** 6/17/03 **Prep Batch:** 60914

Weight: 1.44 **Volume:** 100 **Percent Moisture:** 7.22

Element	WL/ Mass	IDL	Report Limit	Conc	Q	DF	Instr	Anal Date	Anal Time
Arsenic	189.04	0.20	1.5	1.1	~~E~~ J	1	ICPST	6/25/03	5:06

DJS 12/1/03

Comments: Sample Date: 06/11/03 Sample Time: 02:44 PM Color(Before): BROWN Color(After): YELLOW Clarity(After): CLEAR Texture: MEDIUM

5.04.5

E Serial dilution percent difference not within limits

U Result is less than the IDL

Form 1 Equivalent

GPL - Maryland Laboratory

Metals Data Reporting Form

Sample Results SDG: 306082

Lab Sample ID: S 306082-049-049-1/1 **Client ID:** OU5-CTA-1B-L10-(100,80)

Matrix: Soil **Units:** mg/kg **Prep Date:** 6/17/03 **Prep Batch:** 60914

Weight: 1.17 **Volume:** 100 **Percent Moisture:** 39.78

Element	WL/ Mass	IDL	Report Limit	Conc	Q	DF	Instr	Anal Date	Anal Time
Arsenic	189.04	0.38	2.8	8.0		1	ICPST	6/25/03	5:14

Comments: Sample Date: 06/11/03 Sample Time: 02:40 PM Color(Before): BROWN Color(After): YELLOW Clarity(After): CLEAR Texture: MEDIUM

E Serial dilution percent difference not within limits

U Result is less than the IDL

Form 1 Equivalent

GPL - Maryland Laboratory

Metals Data Reporting Form

Sample Results SDG: 306082

Lab Sample ID: S 306082-050-050-1/1 **Client ID:** OU5-CTA-1B-L10-(100,100)

Matrix: Soil **Units:** mg/kg **Prep Date:** 6/17/03 **Prep Batch:** 60914

Weight: 1.18 **Volume:** 100 **Percent Moisture:** 20.59

Element	WL/ Mass	IDL	Report Limit	Conc	Q	DF	Instr	Anal Date	Anal Time
Arsenic	189.04	0.29	2.1	1.3	~~B~~ J	1	ICPST	6/25/03	5:40

DYB 12/1/03

Comments: Sample Date: 06/11/03 Sample Time: 02:58 PM Color(Before): BROWN Color(After): YELLOW Clarity(After): CLEAR Texture: MEDIUM

B Serial dilution percent difference not within limits
U Result is less than the IDL

Form 1 Equivalent

GPL - Maryland Laboratory

Metals Data Reporting Form

Sample Results SDG: 306082

Lab Sample ID: S 306082-051-051-1/1 **Client ID:** OU5-CTA-1B-L10-(40,80)

Matrix: Soil **Units:** mg/kg **Prep Date:** 6/17/03 **Prep Batch:** 60914

Weight: 1.22 **Volume:** 100 **Percent Moisture:** 23.16

Element	WL/ Mass	IDL	Report Limit	Conc	Q	DF	Instr	Anal Date	Anal Time
Arsenic	189.04	0.29	2.1	4.0		1	ICPST	6/25/03	5:47

Comments: Sample Date: 06/11/03 Sample Time: 02:34 PM Color(Before): BROWN Color(After): YELLOW Clarity(After): CLEAR Texture: MEDIUM

E Serial dilution percent difference not within limits

U Result is less than the IDL

Form 1 Equivalent

GPL - Maryland Laboratory

Metals Data Reporting Form

Sample Results SDG: 306082

Lab Sample ID: S 306082-052-052-1/1 **Client ID:** OU5-CTA-1B-L10-(180,60)

Matrix: Soil **Units:** mg/kg **Prep Date:** 6/17/03 **Prep Batch:** 60914

Weight: 1.20 **Volume:** 100 **Percent Moisture:** 26.76

Element	WL/ Mass	IDL	Report Limit	Conc	Q	DF	Instr	Anal Date	Anal Time
Arsenic	189.04	0.31	2.3	2.7		1	ICPST	6/25/03	5:55

Comments: Sample Date: 06/11/03 Sample Time: 02:52 PM Color(Before): BROWN Color(After): YELLOW Clarity(After): CLEAR Texture: MEDIUM

E Serial dilution percent difference not within limits

U Result is less than the IDL

Form 1 Equivalent

GPL - Maryland Laboratory

Metals Data Reporting Form

Sample Results SDG: 306082

Lab Sample ID: S 306082-053-053-1/1 **Client ID:** OU5-CTA-1B-L10-(40,100)

Matrix: Soil **Units:** mg/kg **Prep Date:** 6/17/03 **Prep Batch:** 60914

Weight: 1.44 **Volume:** 100 **Percent Moisture:** 21.78

Element	WL/ Mass	IDL	Report Limit	Conc	Q	DF	Instr	Anal Date	Anal Time
Arsenic	189.04	0.24	1.8	2.5		1	ICPST	6/25/03	6:03

Comments: Sample Date: 06/11/03 Sample Time: 03:06 PM Color(Before): BROWN Color(After): YELLOW Clarity(After): CLEAR Texture: MEDIUM

E Serial dilution percent difference not within limits

U Result is less than the IDL

Form 1 Equivalent

GPL - Maryland Laboratory

Metals Data Reporting Form

Sample Results SDG: 306082

Lab Sample ID: S 306082-054-054-1/1 **Client ID:** OU5-CTA-1B-L10-(80,100)

Matrix: Soil **Units:** mg/kg **Prep Date:** 6/17/03 **Prep Batch:** 60914

Weight: 1.20 **Volume:** 100 **Percent Moisture:** 20.90

Element	WL/ Mass	IDL	Report Limit	Conc	Q	DF	Instr	Anal Date	Anal Time
Arsenic	189.04	0.28	2.1	2.5		1	ICPST	6/25/03	6:11

Comments: Sample Date: 06/11/03 Sample Time: 02:30 PM Color(Before): BROWN Color(After): YELLOW Clarity(After): CLEAR Texture: MEDIUM

E Serial dilution percent difference not within limits

U Result is less than the IDL

Form 1 Equivalent

GPL - Maryland Laboratory

Metals Data Reporting Form

Sample Results SDG: 306082

Lab Sample ID: S 306082-055-055-1/1 **Client ID:** OU5-CTA-1B-L10-(60,100)

Matrix: Soil **Units:** mg/kg **Prep Date:** 6/17/03 **Prep Batch:** 60914

Weight: 1.17 **Volume:** 100 **Percent Moisture:** 21.09

Element	WL/ Mass	IDL	Report Limit	Conc	Q	DF	Instr	Anal Date	Anal Time
Arsenic	189.04	0.29	2.2	2.6		1	ICPST	6/25/03	6:18

Comments: Sample Date: 06/11/03 Sample Time: 03:04 PM Color(Before): BROWN Color(After): YELLOW Clarity(After): CLEAR Texture: MEDIUM

E Serial dilution percent difference not within limits

U Result is less than the IDL

Form 1 Equivalent

GPL - Maryland Laboratory

Metals Data Reporting Form

Sample Results SDG: 306082

Lab Sample ID: S 306082-056-056-1/1 **Client ID:** OU5-CTA-1B-L10-(40,120)

Matrix: Soil **Units:** mg/kg **Prep Date:** 6/17/03 **Prep Batch:** 60914

Weight: 1.22 **Volume:** 100 **Percent Moisture:** 20.94

Element	WL/ Mass	IDL	Report Limit	Conc	Q	DF	Instr	Anal Date	Anal Time
Arsenic	189.04	0.28	2.1	2.1		1	ICPST	6/25/03	6:26

Comments: Sample Date: 06/11/03 Sample Time: 03:10 PM Color(Before): BROWN Color(After): YELLOW Clarity(After): CLEAR Texture: MEDIUM

E Serial dilution percent difference not within limits

U Result is less than the IDL

Form 1 Equivalent

GPL - Maryland Laboratory

Metals Data Reporting Form

Sample Results SDG: 306082

Lab Sample ID: S 306082-057-057-1/1 **Client ID:** OU5-CTA-1B-L10-(140,80)

Matrix: Soil **Units:** mg/kg **Prep Date:** 6/17/03 **Prep Batch:** 60914

Weight: 1.22 **Volume:** 100 **Percent Moisture:** 29.05

Element	WL/ Mass	IDL	Report Limit	Conc	Q	DF	Instr	Anal Date	Anal Time
Arsenic	189.04	0.31	2.3	2.9		1	ICPST	6/25/03	6:34

Comments: Sample Date: 06/11/03 Sample Time: 02:54 PM Color(Before): BROWN Color(After): YELLOW Clarity(After): CLEAR Texture: MEDIUM

E Serial dilution percent difference not within limits
U Result is less than the IDL

Form 1 Equivalent

GPL - Maryland Laboratory

Metals Data Reporting Form

Sample Results SDG: 306082

Lab Sample ID: S 306082-058-058-1/1 **Client ID:** OU5-CTA-1B-L10-(100,60)

Matrix: Soil **Units:** mg/kg **Prep Date:** 6/17/03 **Prep Batch:** 60914

Weight: 1.23 **Volume:** 100 **Percent Moisture:** 20.46

Element	WL/ Mass	IDL	Report Limit	Conc	Q	DF	Instr	Anal Date	Anal Time
Arsenic	189.04	0.28	2.0	2.6		1	ICPST	6/25/03	6:42

Comments: Sample Date: 06/11/03 Sample Time: 02:42 PM Color(Before): BROWN Color(After): YELLOW Clarity(After): CLEAR Texture: MEDIUM

E Serial dilution percent difference not within limits

U Result is less than the IDL

Form I Equivalent

GPL - Maryland Laboratory

Metals Data Reporting Form

Sample Results **SDG:** 306082

Lab Sample ID: S 306082-059-059-1/1 **Client ID:** OU5-CTA-1B-L10-(20,100)

Matrix: Soil **Units:** mg/kg **Prep Date:** 6/17/03 **Prep Batch:** 60916

Weight: 1.21 **Volume:** 100 **Percent Moisture:** 25.32

Element	WL/ Mass	IDL	Report Limit	Conc	Q	DF	Instr	Anal Date	Anal Time
Arsenic	189.04	0.30	2.2	2.5		1	ICPST	6/18/03	1:07

Comments: Sample Date: 06/11/03 Sample Time: 03:08 PM Color(Before): BROWN Color(After): YELLOW Clarity(After): CLEAR Texture: MEDIUM

E Serial dilution percent difference not within limits

U Result is less than the IDL

Form 1 Equivalent

GPL - Maryland Laboratory

Metals Data Reporting Form

Sample Results SDG: 306082

Lab Sample ID: S 306082-060-060-1/1 **Client ID:** OU5-CTA-1B-L10-(140,60)

Matrix: Soil **Units:** mg/kg **Prep Date:** 6/17/03 **Prep Batch:** 60914

Weight: 1.38 **Volume:** 100 **Percent Moisture:** 20.49

Element	WL/ Mass	IDL	Report Limit	Conc	Q	DF	Instr	Anal Date	Anal Time
Arsenic	189.04	0.25	1.8	2.5		1	ICPST	6/25/03	6:49

Comments: Sample Date: 06/11/03 Sample Time: 02:54 PM Color(Before): BROWN Color(After): YELLOW Clarity(After): CLEAR Texture: MEDIUM

E Serial dilution percent difference not within limits

U Result is less than the IDL

Form I Equivalent

GPL - Maryland Laboratory

Metals Data Reporting Form

Sample Results SDG: 306082

Lab Sample ID: S 306082-061-061-1/1 **Client ID:** OU5-CTA-1B-L10-(40,40)

Matrix: Soil **Units:** mg/kg **Prep Date:** 6/17/03 **Prep Batch:** 60914

Weight: 1.27 **Volume:** 100 **Percent Moisture:** 22.59

Element	WL/ Mass	IDL	Report Limit	Conc	Q	DF	Instr	Anal Date	Anal Time
Arsenic	189.04	0.27	2.0	26.9		1	ICPST	6/25/03	7:15

Comments: Sample Date: 06/11/03 Sample Time: 02:02 PM Color(Before): BROWN Color(After): YELLOW Clarity(After): CLEAR Texture: MEDIUM

E Serial dilution percent difference not within limits

U Result is less than the IDL

Form I Equivalent

GPL - Maryland Laboratory

Metals Data Reporting Form

Sample Results **SDG:** 306082

Lab Sample ID: S 306082-062-062-1/1 **Client ID:** OU5-CTA-1B-L10-(60,40)

Matrix: Soil **Units:** mg/kg **Prep Date:** 6/17/03 **Prep Batch:** 60916

Weight: 1.34 **Volume:** 100 **Percent Moisture:** 27.33

Element	WL/ Mass	IDL	Report Limit	Conc	Q	DF	Instr	Anal Date	Anal Time
Arsenic	189.04	0.28	2.1	19.6		1	ICPST	6/18/03	2:01

Comments: Sample Date: 06/11/03 Sample Time: 02:04 PM Color(Before): BROWN Color(After): YELLOW Clarity(After): CLEAR Texture: MEDIUM

E Serial dilution percent difference not within limits

U Result is less than the IDL

Form 1 Equivalent

GPL - Maryland Laboratory

Metals Data Reporting Form

Sample Results **SDG:** 306082

Lab Sample ID: S 306082-063-063-1/1 **Client ID:** OU5-CTA-1B-L10-(60,120)

Matrix: Soil **Units:** mg/kg **Prep Date:** 6/17/03 **Prep Batch:** 60916

Weight: 1.14 **Volume:** 100 **Percent Moisture:** 31.97

Element	WL/ Mass	IDL	Report Limit	Conc	Q	DF	Instr	Anal Date	Anal Time
Arsenic	189.04	0.35	2.6	2.5	~~B~~ J	1	ICPST	6/18/03	2:09

DYB 12/1/03

Comments: Sample Date: 06/11/03 Sample Time: 03:12 PM Color(Before): BROWN Color(After): YELLOW Clarity(After): CLEAR Texture: MEDIUM

E Serial dilution percent difference not within limits
U Result is less than the IDL

Form 1 Equivalent

GPL - Maryland Laboratory

Metals Data Reporting Form

Sample Results SDG: 306082

Lab Sample ID: S 306082-064-064-1/1 **Client ID:** OU5-CTA-1B-L10-(120,80)

Matrix: Soil **Units:** mg/kg **Prep Date:** 6/17/03 **Prep Batch:** 60916

Weight: 1.19 **Volume:** 100 **Percent Moisture:** 29.09

Element	WL/ Mass	IDL	Report Limit	Conc	Q	DF	Instr	Anal Date	Anal Time
Arsenic	189.04	0.32	2.4	2.9		1	ICPST	6/18/03	2:16

Comments: Sample Date: 06/11/03 Sample Time: 02:56 PM Color(Before): BROWN Color(After): YELLOW Clarity(After): CLEAR Texture: MEDIUM

E Serial dilution percent difference not within limits

U Result is less than the IDL

Form 1 Equivalent

GPL - Maryland Laboratory

Metals Data Reporting Form

Sample Results SDG: 306082

Lab Sample ID: S 306082-065-065-1/1 **Client ID:** OU5-CTA-1B-L10-(20,60)

Matrix: Soil **Units:** mg/kg **Prep Date:** 6/17/03 **Prep Batch:** 60916

Weight: 1.34 **Volume:** 100 **Percent Moisture:** 18.93

Element	WL/ Mass	IDL	Report Limit	Conc	Q	DF	Instr	Anal Date	Anal Time
Arsenic	189.04	0.25	1.8	10.2		1	ICPST	6/18/03	2:24

Comments: Sample Date: 06/11/03 Sample Time: 01:56 PM Color(Before): BROWN Color(After): YELLOW Clarity(After): CLEAR Texture: MEDIUM

E Serial dilution percent difference not within limits

U Result is less than the IDL

Form 1 Equivalent

GPL - Maryland Laboratory

Metals Data Reporting Form

Sample Results SDG: 306082

Lab Sample ID: S 306082-066-066-1/1 **Client ID:** OU5-CTA-1B-L10-(40,60)

Matrix: Soil **Units:** mg/kg **Prep Date:** 6/17/03 **Prep Batch:** 60916

Weight: 1.30 **Volume:** 100 **Percent Moisture:** 23.88

Element	WL/ Mass	IDL	Report Limit	Conc	Q	DF	Instr	Anal Date	Anal Time
Arsenic	189.04	0.27	2.0	122		1	ICPST	6/18/03	2:32

Comments: Sample Date: 06/11/03 Sample Time: 02:00 PM Color(Before): BROWN Color(After): YELLOW Clarity(After): CLEAR Texture: MEDIUM

E Serial dilution percent difference not within limits

U Result is less than the IDL

Form 1 Equivalent

GPL - Maryland Laboratory

Metals Data Reporting Form

Sample Results **SDG:** 306082

Lab Sample ID: S 306082-067-067-1/1 **Client ID:** OU5-CTA-1B-L10-(120,20)

Matrix: Soil **Units:** mg/kg **Prep Date:** 6/17/03 **Prep Batch:** 60916

Weight: 1.20 **Volume:** 100 **Percent Moisture:** 15.35

Element	WL/ Mass	IDL	Report Limit	Conc	Q	DF	Instr	Anal Date	Anal Time
Arsenic	189.04	0.27	2.0	21.7		1	ICPST	6/18/03	2:40

Comments: Sample Date: 06/11/03 Sample Time: 02:12 PM Color(Before): BROWN Color(After): YELLOW Clarity(After): CLEAR Texture: MEDIUM

B Serial dilution percent difference not within limits

U Result is less than the IDL

Form 1 Equivalent

GPL - Maryland Laboratory

Metals Data Reporting Form

Sample Results SDG: 306082

Lab Sample ID: S 306082-068-068-1/1 **Client ID:** OU5-CTA-1B-L10-(20,80)

Matrix: Soil **Units:** mg/kg **Prep Date:** 6/17/03 **Prep Batch:** 60916

Weight: 1.18 **Volume:** 100 **Percent Moisture:** 23.67

Element	WL/ Mass	IDL	Report Limit	Conc	Q	DF	Instr	Anal Date	Anal Time
Arsenic	189.04	0.30	2.2	2.9		1	ICPST	6/18/03	3:03

Comments: Sample Date: 06/11/03 Sample Time: 01:58 PM Color(Before): BROWN Color(After): YELLOW Clarity(After): CLEAR Texture: MEDIUM

E Serial dilution percent difference not within limits

U Result is less than the IDL

Form 1 Equivalent

GPL - Maryland Laboratory

Metals Data Reporting Form

Sample Results SDG: 306082

Lab Sample ID: S 306082-069-069-1/1 **Client ID:** OU5-CTA-1B-L10-(80,40)

Matrix: Soil **Units:** mg/kg **Prep Date:** 6/17/03 **Prep Batch:** 60916

Weight: 1.26 **Volume:** 100 **Percent Moisture:** 37.36

Element	WL/ Mass	IDL	Report Limit	Conc	Q	DF	Instr	Anal Date	Anal Time
Arsenic	189.04	0.34	2.5	106		1	ICPST	6/18/03	3:11

Comments: Sample Date: 06/11/03 Sample Time: 02:06 PM Color(Before): BROWN Color(After): YELLOW Clarity(After): CLEAR Texture: MEDIUM

E Serial dilution percent difference not within limits
U Result is less than the IDL

Form I Equivalent

GPL - Maryland Laboratory

Metals Data Reporting Form

Sample Results **SDG:** 306082

Lab Sample ID: S 306082-070-070-1/1 **Client ID:** OU5-CTA-1B-L10-(80,20)

Matrix: Soil **Units:** mg/kg **Prep Date:** 6/17/03 **Prep Batch:** 60916

Weight: 1.24 **Volume:** 100 **Percent Moisture:** 24.06

Element	WL/ Mass	IDL	Report Limit	Conc	Q	DF	Instr	Anal Date	Anal Time
Arsenic	189.04	0.29	2.1	6.6		1	ICPST	6/18/03	3:18

Comments: Sample Date: 06/11/03 Sample Time: 02:08 PM Color(Before): BROWN Color(After): YELLOW Clarity(After): CLEAR Texture: MEDIUM

E Serial dilution percent difference not within limits

U Result is less than the IDL

Form 1 Equivalent

GPL - Maryland Laboratory

Metals Data Reporting Form

Sample Results SDG: 306082

Lab Sample ID: S 306082-071-071-1/1 **Client ID:** OU5-CTA-1B-L10-(100,20)

Matrix: Soil **Units:** mg/kg **Prep Date:** 6/17/03 **Prep Batch:** 60916

Weight: 1.25 **Volume:** 100 **Percent Moisture:** 19.17

Element	WL/ Mass	IDL	Report Limit	Conc	Q	DF	Instr	Anal Date	Anal Time
Arsenic	189.04	0.27	2.0	4.4		1	ICPST	6/18/03	3:26

Comments: Sample Date: 06/11/03 Sample Time: 02:10 PM Color(Before): BROWN Color(After): YELLOW Clarity(After): CLEAR Texture: MEDIUM

E Serial dilution percent difference not within limits

U Result is less than the IDL

Form 1 Equivalent

GPL - Maryland Laboratory

Metals Data Reporting Form

Sample Results SDG: 306082

Lab Sample ID: S 306082-072-072-1/1 **Client ID:** OU5-CTA-1B-L10-(140,0)

Matrix: Soil **Units:** mg/kg **Prep Date:** 6/17/03 **Prep Batch:** 60916

Weight: 1.36 **Volume:** 100 **Percent Moisture:** 20.96

Element	WL/ Mass	IDL	Report Limit	Conc	Q	DF	Instr	Anal Date	Anal Time
Arsenic	189.04	0.25	1.9	4.5		1	ICPST	6/18/03	3:34

Comments: Sample Date: 06/11/03 Sample Time: 02:14 PM Color(Before): BROWN Color(After): YELLOW Clarity(After): CLEAR Texture: MEDIUM

E Serial dilution percent difference not within limits

U Result is less than the IDL

Form I Equivalent

GPL - Maryland Laboratory

Metals Data Reporting Form

Sample Results SDG: 306082

Lab Sample ID: S 306082-073-073-1/1 **Client ID:** OU5-CTA-1B-L10-DUP01

Matrix: Soil **Units:** mg/kg **Prep Date:** 6/17/03 **Prep Batch:** 60916

Weight: 1.38 **Volume:** 100 **Percent Moisture:** 23.77

Element	WL/ Mass	IDL	Report Limit	Conc	Q	DF	Instr	Anal Date	Anal Time
Arsenic	189.04	0.26	1.9	3.0		1	ICPST	6/18/03	3:42

Comments: Sample Date: 06/11/03 Sample Time: 09:00 AM Color(Before): BROWN Color(After): YELLOW Clarity(After): CLEAR Texture: MEDIUM

E Serial dilution percent difference not within limits

U Result is less than the IDL

Form 1 Equivalent

GPL - Maryland Laboratory

Metals Data Reporting Form

Sample Results SDG: 306082

Lab Sample ID: S 306082-074-074-1/1 **Client ID:** OU5-CTA-1B-L10-DUP02

Matrix: Soil **Units:** mg/kg **Prep Date:** 6/17/03 **Prep Batch:** 60916

Weight: 1.36 **Volume:** 100 **Percent Moisture:** 28.49

Element	WL/ Mass	IDL	Report Limit	Conc	Q	DF	Instr	Anal Date	Anal Time
Arsenic	189.04	0.28	2.1	2.9		1	ICPST	6/18/03	3:49

Comments: Sample Date: 06/11/03 Sample Time: 10:00 AM Color(Before): BROWN Color(After): YELLOW Clarity(After): CLEAR Texture: MEDIUM

E Serial dilution percent difference not within limits

U Result is less than the IDL

Form 1 Equivalent

GPL - Maryland Laboratory

Metals Data Reporting Form

Sample Results SDG: 306082

Lab Sample ID: S 306082-075-075-1/1 **Client ID:** OU5-CTA-1B-L10-DUP03

Matrix: Soil **Units:** mg/kg **Prep Date:** 6/17/03 **Prep Batch:** 60916

Weight: 1.30 **Volume:** 100 **Percent Moisture:** 23.15

Element	WL/ Mass	IDL	Report Limit	Conc	Q	DF	Instr	Anal Date	Anal Time
Arsenic	189.04	0.27	2.0	9.2		1	ICPST	6/18/03	3:57

Comments: Sample Date: 06/11/03 Sample Time: 11:00 AM Color(Before): BROWN Color(After): YELLOW Clarity(After): CLEAR Texture: MEDIUM

E Serial dilution percent difference not within limits

U Result is less than the IDL

Form I Equivalent

GPL - Maryland Laboratory

Metals Data Reporting Form

Sample Results SDG: 306082

Lab Sample ID: S 306082-076-076-1/1 **Client ID:** OU5-CTA-1B-L10-DUP04

Matrix: Soil **Units:** mg/kg **Prep Date:** 6/17/03 **Prep Batch:** 60916

Weight: 1.28 **Volume:** 100 **Percent Moisture:** 19.57

Element	WL/ Mass	IDL	Report Limit	Conc	Q	DF	Instr	Anal Date	Anal Time
Arsenic	189.04	0.26	1.9	4.1		1	ICPST	6/18/03	4:05

Comments: Sample Date: 06/11/03 Sample Time: 12:00 PM Color(Before): BROWN Color(After): YELLOW Clarity(After): CLEAR Texture: MEDIUM

E Serial dilution percent difference not within limits

U Result is less than the IDL

Form 1 Equivalent

GPL - Maryland Laboratory

Metals Data Reporting Form

Initial Calibration Verification Standard **SDG:** 306082

Instrument: ICPST **Units:** ug/L

Chart Number: 030617V.ARC **Acceptable Range:** 90% - 110%

Standard Source: ABSOLUTE **Standard ID:**

Element	WL/ Mass	True Conc	IVICV 6/17/03 2:28 PM									
			Found	% Rec	Found	% Rec	Found	% Rec	Found	% Rec	Found	% Rec
Arsenic	189.042	400.0	413.12	103.3								

GPL - Maryland Laboratory

Metals Data Reporting Form

Initial Calibration Verification Standard **SDG:** 306082

Instrument: ICPST **Units:** ug/L

Chart Number: 030618V.ARC **Acceptable Range:** 90% - 110%

Standard Source: ABSOLUTE **Standard ID:**

Element	WL/ Mass	True Conc	IVICV 6/18/03 1:30 PM									
			Found	% Rec	Found	% Rec	Found	% Rec	Found	% Rec	Found	% Rec
Arsenic	189.042	400.0	416.75	104.2								

Form 2A Equivalent

GPL - Maryland Laboratory

Metals Data Reporting Form

Initial Calibration Verification Standard **SDG:** 306082

Instrument: ICPST **Units:** ug/L

Chart Number: 030624V.ARC **Acceptable Range:** 90% - 110%

Standard Source: ABSOLUTE **Standard ID:**

Element	WL/ Mass	True Conc	IVICV 6/24/03 2:48 PM Found	% Rec	Found	% Rec	Found	% Rec	Found	% Rec	Found	% Rec
Arsenic	189.042	400.0	414.66	103.7								

Form 2A Equivalent

GPL - Maryland Laboratory

Metals Data Reporting Form

Continuing Calibration Verification **SDG:** 306082

Instrument: ICPST **Units:** ug/L

Chart Number: 030617V.ARC **Acceptable Range:** 90% - 110%

Standard Source: HIGH PURITY **Standard ID:**

Element	WL/ Mass	True Conc	CVCCV 6/17/03 2:42 PM		CVCCV3 6/17/03 3:48 PM		CVCCV3 6/17/03 5:30 PM		CVCCV3 6/17/03 7:03 PM		CVCCV4 6/17/03 8:35 PM	
			Found	% Rec	Found	% Rec	Found	% Rec	Found	% Rec	Found	% Rec
Arsenic	189.042	500.0	494.37	98.9	503.25	100.7	498.34	99.7	501.26	100.3	507.61	101.5

GPL - Maryland Laboratory

Metals Data Reporting Form

Continuing Calibration Verification **SDG:** 306082

Instrument: ICPST **Units:** ug/L

Chart Number: 030617V.ARC **Acceptable Range:** 90% - 110%

Standard Source: HIGH PURITY **Standard ID:**

Element	WL/ Mass	True Conc	CVCCV4 6/17/03 10:08 PM		CVCCV4 6/17/03 11:41 PM		CVCCV5 6/18/03 1:14 AM		CVCCV5 6/18/03 2:47 AM		CVCCV5 6/18/03 4:20 AM	
			Found	% Rec	Found	% Rec	Found	% Rec	Found	% Rec	Found	% Rec
Arsenic	189.042	500.0	503.11	100.6	509.91	102.0	511.70	102.3	505.60	101.1	506.01	101.2

GPL - Maryland Laboratory

Metals Data Reporting Form

Continuing Calibration Verification **SDG:** 306082

Instrument: ICPST **Units:** ug/L

Chart Number: 030617V.ARC **Acceptable Range:** 90% - 110%

Standard Source: HIGH PURITY **Standard ID:**

Element	WL/ Mass	True Conc	CVCCV3 6/18/03 5:15 AM Found	% Rec	Found	% Rec	Found	% Rec	Found	% Rec	Found	% Rec
Arsenic	189.042	500.0	504.85	101.0								

GPL - Maryland Laboratory

Metals Data Reporting Form

Continuing Calibration Verification **SDG:** 306082

Instrument: ICPST **Units:** ug/L

Chart Number: 030618V.ARC **Acceptable Range:** 90% - 110%

Standard Source: HIGH PURITY **Standard ID:**

Element	WL/ Mass	True Conc	CVCCV 6/18/03 1:44 PM		CVCCV3 6/18/03 2:57 PM		CVCCV3 6/18/03 4:34 PM		CVCCV3 6/18/03 6:11 PM		CVCCV4 6/18/03 7:49 PM	
			Found	% Rec	Found	% Rec	Found	% Rec	Found	% Rec	Found	% Rec
Arsenic	189.042	500.0	497.31	99.5	494.08	98.8	497.20	99.4	495.46	99.1	497.25	99.4

Form 2A Equivalent

GPL - Maryland Laboratory

Metals Data Reporting Form

Continuing Calibration Verification **SDG:** 306082

Instrument: ICPST **Units:** ug/L

Chart Number: 030618V.ARC **Acceptable Range:** 90% - 110%

Standard Source: HIGH PURITY **Standard ID:**

Element	WL/ Mass	True Conc	CVCCV4 6/18/03 9:22 PM		CVCCV4 6/18/03 10:55 PM		CVCCV5 6/19/03 12:28 AM		CVCCV5 6/19/03 2:01 AM		CVCCV5 6/19/03 3:34 AM	
			Found	% Rec	Found	% Rec	Found	% Rec	Found	% Rec	Found	% Rec
Arsenic	189.042	500.0	496.92	99.4	500.46	100.1	493.85	98.8	494.07	98.8	511.50	102.3

Form 2A Equivalent

GPL - Maryland Laboratory

Metals Data Reporting Form

Continuing Calibration Verification **SDG:** 306082

Instrument: ICPST **Units:** ug/L

Chart Number: 030618V.ARC **Acceptable Range:** 90% - 110%

Standard Source: HIGH PURITY **Standard ID:**

Element	WL/ Mass	True Conc	CVCCV3 6/19/03 4:44 AM Found	% Rec	Found	% Rec	Found	% Rec	Found	% Rec	Found	% Rec
Arsenic	189.042	500.0	502.71	100.5								

Form 2A Equivalent

GPL - Maryland Laboratory

Metals Data Reporting Form

Continuing Calibration Verification **SDG:** 306082

Instrument: ICPST **Units:** ug/L

Chart Number: 030624V.ARC **Acceptable Range:** 90% - 110%

Standard Source: HIGH PURITY **Standard ID:**

Element	WL/ Mass	True Conc	CVCCV 6/24/03 3:03 PM		CVCCV3 6/24/03 4:30 PM		CVCCV3 6/24/03 6:22 PM		CVCCV3 6/24/03 7:55 PM		CVCCV4 6/24/03 9:28 PM	
			Found	% Rec	Found	% Rec	Found	% Rec	Found	% Rec	Found	% Rec
Arsenic	189.042	500.0	516.62	103.3	511.81	102.4	509.33	101.9	502.30	100.5	517.87	103.6

GPL - Maryland Laboratory

Metals Data Reporting Form

Continuing Calibration Verification **SDG:** 306082

Instrument: ICPST **Units:** ug/L

Chart Number: 030624V.ARC **Acceptable Range:** 90% - 110%

Standard Source: HIGH PURITY **Standard ID:**

Element	WL/ Mass	True Conc	CVCCV4 6/24/03 11:01 PM		CVCCV4 6/25/03 12:36 AM		CVCCV5 6/25/03 2:11 AM		CVCCV5 6/25/03 3:49 AM		CVCCV5 6/25/03 5:24 AM	
			Found	% Rec	Found	% Rec	Found	% Rec	Found	% Rec	Found	% Rec
Arsenic	189.042	500.0	514.63	102.9	503.22	100.6	506.18	101.2	512.32	102.5	509.30	101.9

GPL - Maryland Laboratory

Metals Data Reporting Form

Continuing Calibration Verification **SDG:** 306082

Instrument: ICPST **Units:** ug/L

Chart Number: 030624V.ARC **Acceptable Range:** 90% - 110%

Standard Source: HIGH PURITY **Standard ID:**

Element	WL/ Mass	True Conc	CVCCV6 6/25/03 6:59 AM		CVCCV6 6/25/03 7:46 AM							
			Found	% Rec	Found	% Rec	Found	% Rec	Found	% Rec	Found	% Rec
Arsenic	189.042	500.0	514.89	103.0	512.61	102.5						

GPL - Maryland Laboratory

Metals Data Reporting Form

Contract Required Detection Limit Standard **SDG:** 306082

Instrument: ICPST **Units:** ug/L

Chart Number: 030617V.ARC **Acceptable Range:** 50% - 150%

Standard Source: HIGH PURITY **Standard ID:** REPORTING LIMIT

Element	WL/ Mass	True Conc	REPORT LIMIT 6/17/03 2:57 PM Found	% Rec	Found	% Rec	Found	% Rec	Found	% Rec	Found	% Rec
Arsenic	189.042	20.0	19.80	99.0								

GPL - Maryland Laboratory

Metals Data Reporting Form

Contract Required Detection Limit Standard **SDG:** 306082

Instrument: ICPST **Units:** ug/L

Chart Number: 030618V.ARC **Acceptable Range:** 50% - 150%

Standard Source: HIGH PURITY **Standard ID:** REPORTING LIMIT

Element	WL/ Mass	True Conc	REPORT LIMIT 6/18/03 1:59 PM Found	% Rec	Found	% Rec	Found	% Rec	Found	% Rec	Found	% Rec
Arsenic	189.042	20.0	19.95	99.8								

Form 2B Equivalent

GPL - Maryland Laboratory

Metals Data Reporting Form

Contract Required Detection Limit Standard **SDG:** 306082

Instrument: ICPST **Units:** ug/L

Chart Number: 030624V.ARC **Acceptable Range:** 50% - 150%

Standard Source: HIGH PURITY **Standard ID:** REPORTING LIMIT

Element	WL/ Mass	True Conc	REPORT LIMIT 6/24/03 3:17 PM Found	% Rec	Found	% Rec	Found	% Rec	Found	% Rec	Found	% Rec
Arsenic	189.042	20.0	22.36	111.8								

GPL - Maryland Laboratory

Metals Data Reporting Form

Initial Calibration Blank Results **SDG:** 306082

Instrument: ICPST **Units:** ug/L

Chart Number: 030617V.ARC

Standard Source: _____ **Standard ID:** _____

Element	WL/ Mass	Report Limit	BIICB 6/17/03 2:35 PM Found	Q	Found	Q	Found	Q	Found	Q	Found	Q
Arsenic	189.042	20	2.7	U								

5.04.5

U Result is less than the IDL
B Result is between IDL and RL

Form 3 Equivalent

GPL - Maryland Laboratory

Metals Data Reporting Form

Initial Calibration Blank Results SDG: 306082

Instrument: ICPST **Units:** ug/L

Chart Number: 030618V.ARC

Standard Source: _____ **Standard ID:** _____

Element	WL/ Mass	Report Limit	BIICB 6/18/03 1:37 PM Found	Q	Found	Q	Found	Q	Found	Q	Found	Q
Arsenic	189.042	20	2.7	U								

U Result is less than the IDL
B Result is between IDL and RL

Form 3 Equivalent

GPL - Maryland Laboratory

Metals Data Reporting Form

Initial Calibration Blank Results **SDG:** 306082

Instrument: ICPST **Units:** ug/L

Chart Number: 030624V.ARC

Standard Source: _____ **Standard ID:** _____

Element	WL/ Mass	Report Limit	BIICB 6/24/03 2:55 PM Found	Q	Found	Q	Found	Q	Found	Q	Found	Q
Arsenic	189.042	20	2.7	U								

5.04.5

U Result is less than the IDL
B Result is between IDL and RL

Form 3 Equivalent

GPL - Maryland Laboratory

Metals Data Reporting Form

Preparation Blank Results SDG: 306082

Lab Sample ID: BLK60888

Matrix: Soil **Units:** mg/kg **Prep Date:** 6/16/03 **Prep Batch:** 60888

Weight: 1.00 **Volume:** 100 **Percent Moisture:** NA

Element	WL/ Mass	IDL	Report Limit	Conc	Q	DF	Instr	Anal Date	Anal Time
Arsenic	189.042	0.27	2.0	-0.32	B	1	ICPST	6/17/03	20:20

Comments: Clarity(After): CLEAR Texture: FINE

5.04.5

U Result is less than the IDL

B Result is between IDL and RL

Form 3 Equivalent

GPL - Maryland Laboratory

Metals Data Reporting Form

Preparation Blank Results SDG: 306082

Lab Sample ID: BLK60890

Matrix: Soil **Units:** mg/kg **Prep Date:** 6/16/03 **Prep Batch:** 60890

Weight: 1.00 **Volume:** 100 **Percent Moisture:** NA

Element	WL/ Mass	IDL	Report Limit	Conc	Q	DF	Instr	Anal Date	Anal Time
Arsenic	189.042	0.27	2.0	0.27	U	1	ICPST	6/19/03	0:13

Comments: Clarity(After): CLEAR Texture: FINE

5.04.5

U Result is less than the IDL
B Result is between IDL and RL

Form 3 Equivalent

GPL - Maryland Laboratory

Metals Data Reporting Form

Preparation Blank Results SDG: 306082

Lab Sample ID: BLK60914

Matrix: Soil **Units:** mg/kg **Prep Date:** 6/17/03 **Prep Batch:** 60914

Weight: 1.00 **Volume:** 100 **Percent Moisture:** NA

Element	WL/ Mass	IDL	Report Limit	Conc	Q	DF	Instr	Anal Date	Anal Time
Arsenic	189.042	0.27	2.0	0.27	U	1	ICPST	6/25/03	3:08

Comments: Clarity(After): CLEAR Texture: FINE

U Result is less than the IDL
B Result is between IDL and RL

Form 3 Equivalent

GPL - Maryland Laboratory

Metals Data Reporting Form

Preparation Blank Results **SDG:** 306082

Lab Sample ID: BLK60916

Matrix: Soil **Units:** mg/kg **Prep Date:** 6/17/03 **Prep Batch:** 60916

Weight: 1.00 **Volume:** 100 **Percent Moisture:** NA

Element	WL/ Mass	IDL	Report Limit	Conc	Q	DF	Instr	Anal Date	Anal Time
Arsenic	189.042	0.27	2.0	0.27	U	1	ICPST	6/18/03	0:51

Comments: Clarity(After): CLEAR Texture: FINE

U Result is less than the IDL
B Result is between IDL and RL

Form 3 Equivalent

GPL - Maryland Laboratory

Metals Data Reporting Form

Continuing Calibration Blank Result **SDG:** 306082

Instrument: ICPST **Units:** ug/L

Chart Number: 030617V.ARC

Standard Source: _____ **Standard ID:** _____

Element	WL/ Mass	Report Limit	BCCCB 6/17/03 2:49 PM		BCCCB3 6/17/03 3:56 PM		BCCCB3 6/17/03 5:37 PM		BCCCB3 6/17/03 7:10 PM		BCCCB4 6/17/03 8:43 PM	
			Found	Q	Found	Q	Found	Q	Found	Q	Found	Q
Arsenic	189.042	20	2.7	U	2.7	U	2.7	U	2.7	U	2.7	U

U Result is less than the IDL
B Result is between IDL and RL

Form 3 Equivalent

GPL - Maryland Laboratory

Metals Data Reporting Form

Continuing Calibration Blank Result **SDG:** 306082

Instrument: ICPST **Units:** ug/L

Chart Number: 030617V.ARC

Standard Source: _____ **Standard ID:** _____

Element	WL/ Mass	Report Limit	BCCCB4 6/17/03 10:16 PM		BCCCB4 6/17/03 11:49 PM		BCCCB5 6/18/03 1:22 AM		BCCCB5 6/18/03 2:55 AM		BCCCB5 6/18/03 4:28 AM	
			Found	Q	Found	Q	Found	Q	Found	Q	Found	Q
Arsenic	189.042	20	2.7	U	2.7	U	-3.1	B	2.7	U	2.7	U

U Result is less than the IDL
B Result is between IDL and RL

Form 3 Equivalent

GPL - Maryland Laboratory

Metals Data Reporting Form

Continuing Calibration Blank Result **SDG:** 306082

Instrument: ICPST **Units:** ug/L

Chart Number: 030617V.ARC

Standard Source: _____ **Standard ID:** _____

Element	WL/ Mass	Report Limit	BCCCB3 6/18/03 5:22 AM Found	Q	Found	Q	Found	Q	Found	Q	Found	Q
Arsenic	189.042	20	2.7	U								

U Result is less than the IDL
B Result is between IDL and RL

Form 3 Equivalent

GPL - Maryland Laboratory

Metals Data Reporting Form

Continuing Calibration Blank Result **SDG:** 306082

Instrument: ICPST **Units:** ug/L

Chart Number: 030618V.ARC

Standard Source: _____ **Standard ID:** _____

Element	WL/ Mass	Report Limit	BCCCB 6/18/03 1:51 PM		BCCCB3 6/18/03 3:04 PM		BCCCB3 6/18/03 4:42 PM		BCCCB3 6/18/03 6:18 PM		BCCCB4 6/18/03 7:57 PM	
			Found	Q	Found	Q	Found	Q	Found	Q	Found	Q
Arsenic	189.042	20	2.7	U	2.7	U	2.7	U	2.7	U	2.7	U

U Result is less than the IDL
B Result is between IDL and RL

Form 3 Equivalent

GPL - Maryland Laboratory

Metals Data Reporting Form

Continuing Calibration Blank Result **SDG:** 306082

Instrument: ICPST **Units:** ug/L

Chart Number: 030618V.ARC

Standard Source: _____ **Standard ID:** _____

Element	WL/ Mass	Report Limit	BCCCB4 6/18/03 9:30 PM		BCCCB4 6/18/03 11:03 PM		BCCCB5 6/19/03 12:36 AM		BCCCB5 6/19/03 2:09 AM		BCCCB5 6/19/03 3:42 AM	
			Found	Q	Found	Q	Found	Q	Found	Q	Found	Q
Arsenic	189.042	20	2.7	U	2.7	U	2.7	U	2.7	U	2.7	U

U Result is less than the IDL
B Result is between IDL and RL

Form 3 Equivalent

GPL - Maryland Laboratory

Metals Data Reporting Form

Continuing Calibration Blank Result **SDG:** 306082

Instrument: ICPST **Units:** ug/L

Chart Number: 030618V.ARC

Standard Source: _____ **Standard ID:** _____

Element	WL/ Mass	Report Limit	BCCCB3 6/19/03 4:52 AM Found	Q	Found	Q	Found	Q	Found	Q	Found	Q
Arsenic	189.042	20	-4.7	B								

5.04.5

U Result is less than the IDL
B Result is between IDL and RL

Form 3 Equivalent

GPL - Maryland Laboratory

Metals Data Reporting Form

Continuing Calibration Blank Result **SDG:** 306082

Instrument: ICPST **Units:** ug/L

Chart Number: 030624V.ARC

Standard Source: _____ **Standard ID:** _____

Element	WL/ Mass	Report Limit	BCCCB 6/24/03 3:10 PM		BCCCB3 6/24/03 4:52 PM		BCCCB3 6/24/03 6:30 PM		BCCCB3 6/24/03 8:03 PM		BCCCB4 6/24/03 9:36 PM	
			Found	Q	Found	Q	Found	Q	Found	Q	Found	Q
Arsenic	189.042	20	2.7	U	2.7	U	2.7	U	2.7	U	2.7	U

U Result is less than the IDL
B Result is between IDL and RL

Form 3 Equivalent

GPL - Maryland Laboratory

Metals Data Reporting Form

Continuing Calibration Blank Result **SDG:** 306082

Instrument: ICPST **Units:** ug/L

Chart Number: 030624V.ARC

Standard Source: _____ **Standard ID:** _____

Element	WL/ Mass	Report Limit	BCCCB4 6/24/03 11:09 PM		BCCCB4 6/25/03 12:44 AM		BCCCB5 6/25/03 2:19 AM		BCCCB5 6/25/03 3:56 AM		BCCCB5 6/25/03 5:32 AM	
			Found	Q	Found	Q	Found	Q	Found	Q	Found	Q
Arsenic	189.042	20	2.7	U	2.7	U	2.7	U	2.7	U	3.7	B

U Result is less than the IDL
B Result is between IDL and RL

Form 3 Equivalent

GPL - Maryland Laboratory

Metals Data Reporting Form

Continuing Calibration Blank Result **SDG:** 306082

Instrument: ICPST **Units:** ug/L

Chart Number: 030624V.ARC

Standard Source: _____ **Standard ID:** _____

Element	WL/ Mass	Report Limit	BCCCB6 6/25/03 7:07 AM		BCCCB6 6/25/03 7:54 AM							
			Found	Q	Found	Q	Found	Q	Found	Q	Found	Q
Arsenic	189.042	20	2.7	U	2.7	U						

U Result is less than the IDL
B Result is between IDL and RL

Form 3 Equivalent

GPL - Maryland Laboratory

Metals Data Reporting Form

Interference Check Standard A **SDG:** 306082

Instrument: ICPST **Units:** ug/L

Chart Number: 030617V.ARC **Acceptable Range:** 80% - 120%

Standard Source: HIGH PURITY **Standard ID:**

Element	WL/ Mass	Reporting Limit	True Conc	IAICSAI 6/17/03 3:11 PM Found	Found	Found	Found	Found
Arsenic	189.042	20		4				

U Result is less than the IDL
B Result is between IDL and RL

Form 4 Equivalent

GPL - Maryland Laboratory

Metals Data Reporting Form

Interference Check Standard A **SDG:** 306082

Instrument: ICPST **Units:** ug/L

Chart Number: 030618V.ARC **Acceptable Range:** 80% - 120%

Standard Source: HIGH PURITY **Standard ID:**

Element	WL/ Mass	Reporting Limit	True Conc	IAICSAI 6/18/03 2:13 PM Found	Found	Found	Found	Found
Arsenic	189.042	20		-4				

U Result is less than the IDL
B Result is between IDL and RL

Form 4 Equivalent

GPL - Maryland Laboratory

Metals Data Reporting Form

Interference Check Standard A **SDG:** 306082

Instrument: ICPST **Units:** ug/L

Chart Number: 030624V.ARC **Acceptable Range:** 80% - 120%

Standard Source: HIGH PURITY **Standard ID:**

Element	WL/ Mass	Reporting Limit	True Conc	1AICSAI 6/24/03 3:32 PM				
				Found	Found	Found	Found	Found
Arsenic	189.042	20		2				

U Result is less than the IDL
B Result is between IDL and RL

Form 4 Equivalent

GPL - Maryland Laboratory

Metals Data Reporting Form

Interference Check Standard AB **SDG:** 306082

Instrument: ICPST **Units:** ug/L

Chart Number: 030617V.ARC **Acceptable Range:** 80% - 120%

Standard Source: HIGH PURITY **Standard ID:**

Element	WL/ Mass	True Conc	IBICSABI 6/17/03 3:18 PM Found	% Rec	Found	% Rec	Found	% Rec	Found	% Rec	Found	% Rec
Arsenic	189.042	100	98.2	98.2								

NC Percent recovery was not calculated
U Result is less than the IDL
B Result is between IDL and RL

Form 4 Equivalent

GPL - Maryland Laboratory

Metals Data Reporting Form

Interference Check Standard AB **SDG:** 306082

Instrument: ICPST **Units:** ug/L

Chart Number: 030618V.ARC **Acceptable Range:** 80% - 120%

Standard Source: HIGH PURITY **Standard ID:**

Element	WL/ Mass	True Conc	IBICSABI 6/18/03 2:20 PM Found	% Rec	Found	% Rec	Found	% Rec	Found	% Rec	Found	% Rec
Arsenic	189.042	100	96.4	96.4								

NC Percent recovery was not calculated
U Result is less than the IDL
B Result is between IDL and RL

Form 4 Equivalent

GPL - Maryland Laboratory

Metals Data Reporting Form

Interference Check Standard AB **SDG:** 306082

Instrument: ICPST **Units:** ug/L

Chart Number: 030624V.ARC **Acceptable Range:** 80% - 120%

Standard Source: HIGH PURITY **Standard ID:**

Element	WL/ Mass	True Conc	IBICSABI 6/24/03 3:45 PM Found	% Rec	Found	% Rec	Found	% Rec	Found	% Rec	Found	% Rec
Arsenic	189.042	100	104.8	104.8								

5.04.5

NC Percent recovery was not calculated
U Result is less than the IDL
B Result is between IDL and RL

Form 4 Equivalent

GPL - Maryland Laboratory

Metals Data Reporting Form

Matrix Spike Sample Results **SDG:** 306082

Spike Sample ID: SP306082-011-011-1/1

Original Sample ID: S 306082-011-011-1/1 **Client ID:** OU5-CTA-1B-L10-(180,100)

Matrix: Soil **Units:** mg/kg **Prep Date:** 6/16/03 **Prep Batch:** 60888

Weight: 1.28 **Volume:** 100 **Percent Moisture:** 33.79

Element	WL/ Mass	OS Conc	O	MS Conc	O	Spike Level	% Rec	OS DF	MS DF	Instr	OS Anal Date	OS Anal Time	MS Anal Date	MS Anal Time
Arsenic	189.0	2.2	B	12.8		11.8	89.5	1	1	ICPST	6/17/03	22:47	6/17/03	23:03

Comments: Sample Date: 06/11/03 Sample Time: 02:21 PM Color(Before): BROWN Color(After): YELLOW Clarity(After): CLEAR Texture: MEDIUM

5.04.5

NC Percent recovery was not calculated
* Duplicate analysis RPD was not within limits
E Serial dilution percent difference not within limits
U Result is less than the IDL

Form 5A Equivalent

GPL - Maryland Laboratory

Metals Data Reporting Form

Matrix Spike Sample Results **SDG:** 306082

Spike Sample ID: SP306082-017-017-1/1

Original Sample ID: S 306082-017-017-1/1 **Client ID:** OU5-CTA-1B-L10-(180,80)

Matrix: Soil **Units:** mg/kg **Prep Date:** 6/16/03 **Prep Batch:** 60890

Weight: 1.46 **Volume:** 100 **Percent Moisture:** 45.42

Element	WL/ Mass	OS Conc	Q	MS Conc	Q	Spike Level	% Rec	OS DF	MS DF	Instr	OS Anal Date	OS Anal Time	MS Anal Date	MS Anal Time
Arsenic	189.0	2.3	B	13.7		12.549	90.5	1	1	ICPST	6/19/03	0:44	6/19/03	0:59

Comments: Sample Date: 06/11/03 Sample Time: 01:57 PM Color(Before): BROWN Color(After): YELLOW Clarity(After): CLEAR Texture: MEDIUM

5.04.5

NC Percent recovery was not calculated
* Duplicate analysis RPD was not within limits
E Serial dilution percent difference not within limits
U Result is less than the IDL

Form 5A Equivalent

GPL - Maryland Laboratory

Metals Data Reporting Form

Matrix Spike Sample Results **SDG:** 306082

Spike Sample ID: SP306082-044-044-1/1

Original Sample ID: S 306082-044-044-1/1 **Client ID:** OU5-CTA-1B-L10-(60,60)

Matrix: Soil **Units:** mg/kg **Prep Date:** 6/17/03 **Prep Batch:** 60914

Weight: 1.41 **Volume:** 100 **Percent Moisture:** 23.79

Element	WL/ Mass	OS Conc	Q	MS Conc	Q	Spike Level	% Rec	OS DF	MS DF	Instr	OS Anal Date	OS Anal Time	MS Anal Date	MS Anal Time
Arsenic	189.0	8.7		17.1		9.3061	90.5	1	1	ICPST	6/25/03	4:04	6/25/03	4:20

Comments: Sample Date: 06/11/03 Sample Time: 02:32 PM Color(Before): BROWN Color(After): YELLOW Clarity(After): CLEAR Texture: MEDIUM

5.04.5

NC Percent recovery was not calculated
* Duplicate analysis RPD was not within limits
B Serial dilution percent difference not within limits
U Result is less than the IDL

Form 5A Equivalent

GPL - Maryland Laboratory

Metals Data Reporting Form

Matrix Spike Sample Results **SDG:** 306082

Spike Sample ID: SP306082-059-059-1/1

Original Sample ID: S 306082-059-059-1/1 **Client ID:** OU5-CTA-1B-L10-(20,100)

Matrix: Soil **Units:** mg/kg **Prep Date:** 6/17/03 **Prep Batch:** 60916

Weight: 1.40 **Volume:** 100 **Percent Moisture:** 25.32

Element	WL/ Mass	OS Conc	Q	MS Conc	Q	Spike Level	% Rec	OS DF	MS DF	Instr	OS Anal Date	OS Anal Time	MS Anal Date	MS Anal Time
Arsenic	189.0	2.5		10.8		9.5646	86.8	1	1	ICPST	6/18/03	1:07	6/18/03	1:38

Comments: Sample Date: 06/11/03 Sample Time: 03:08 PM Color(Before): BROWN Color(After): YELLOW Clarity(After): CLEAR Texture: MEDIUM

NC Percent recovery was not calculated
* Duplicate analysis RPD was not within limits
E Serial dilution percent difference not within limits
U Result is less than the IDL

Form 5A Equivalent

GPL - Maryland Laboratory

Metals Data Reporting Form

Sample Duplicate RPD Report **SDG:** 306082

Duplicate Sample ID: D 306082-011-011-1/1

Original Sample ID: S 306082-011-011-1/1 **Client ID:** OU5-CTA-1B-L10-(180,100)

Matrix: Soil **Units:** mg/kg **Prep Date:** 6/16/03 **Prep Batch:** 60888

Weight: 1.22 **Volume:** 100 **Percent Moisture:** 33.79

Element	WL/ Mass	OS Conc	Q	Dupe Conc	Q	% RPD	OS DF	Dupe DF	Instr	OS Anal Date	OS Anal Time	Dupe Anal Date	Dupe Anal Time
Arsenic	189.042	2.2	B	1.9	B	14.1	1	1	ICPST	6/17/03	22:47	6/17/03	22:55

* Duplicate analysis RPD was not within limits.
U Result is less than the IDL
B Result is between IDL and RL

Form 6 Equivalent

GPL - Maryland Laboratory

Metals Data Reporting Form

Sample Duplicate RPD Report **SDG:** 306082

Duplicate Sample ID: D 306082-017-017-1/1

Original Sample ID: S 306082-017-017-1/1 **Client ID:** OU5-CTA-1B-L10-(180,80)

Matrix: Soil **Units:** mg/kg **Prep Date:** 6/16/03 **Prep Batch:** 60890

Weight: 1.32 **Volume:** 100 **Percent Moisture:** 45.42

Element	WL/ Mass	OS Conc	Q	Dupe Conc	Q	% RPD	OS DF	Dupe DF	Instr	OS Anal Date	OS Anal Time	Dupe Anal Date	Dupe Anal Time
Arsenic	189.042	2.3	B	2.1	B	10.8	1	1	ICPST	6/19/03	0:44	6/19/03	0:52

* Duplicate analysis RPD was not within limits
U Result is less than the IDL
B Result is between IDL and RL

Form 6 Equivalent

GPL - Maryland Laboratory

Metals Data Reporting Form

Sample Duplicate RPD Report **SDG:** 306082

Duplicate Sample ID: D 306082-044-044-1/1

Original Sample ID: S 306082-044-044-1/1 **Client ID:** OU5-CTA-1B-L10-(60,60)

Matrix: Soil **Units:** mg/kg **Prep Date:** 6/17/03 **Prep Batch:** 60914

Weight: 1.27 **Volume:** 100 **Percent Moisture:** 23.79

Element	WL/ Mass	OS Conc	Q	Dupe Conc	Q	% RPD	OS DF	Dupe DF	Instr	OS Anal Date	OS Anal Time	Dupe Anal Date	Dupe Anal Time
Arsenic	189.042	8.7		8.0		8.2	1	1	ICPST	6/25/03	4:04	6/25/03	4:12

* Duplicate analysis RPD was not within limits
U Result is less than the IDL
B Result is between IDL and RL

Form 6 Equivalent

GPL - Maryland Laboratory

Metals Data Reporting Form

Sample Duplicate RPD Report **SDG:** 306082

Duplicate Sample ID: D 306082-059-059-1/1

Original Sample ID: S 306082-059-059-1/1 **Client ID:** OU5-CTA-1B-L10-(20,100)

Matrix: Soil **Units:** mg/kg **Prep Date:** 6/17/03 **Prep Batch:** 60916

Weight: 1.32 **Volume:** 100 **Percent Moisture:** 25.32

Element	WL/ Mass	OS Conc	Q	Dupe Conc	Q	% RPD	OS DF	Dupe DF	Instr	OS Anal Date	OS Anal Time	Dupe Anal Date	Dupe Anal Time
Arsenic	189.042	2.5		2.2		11.0	1	1	ICPST	6/18/03	1:07	6/18/03	1:30

5.04.5

* Duplicate analysis RPD was not within limits

U Result is less than the IDL

B Result is between IDL and RL

Form 6 Equivalent

GPL - Maryland Laboratory

Metals Data Reporting Form

Laboratory Control Sample Results **SDG:** 306082

Lab Sample ID: BKS60888

Matrix: Soil **Units:** mg/kg **Prep Date:** 6/16/03 **Prep Batch:** 60888

Weight: 1.00 **Volume:** 100 **Percent Moisture:** NA

Element	WL/ Mass	Spike Level	Conc	Percent Recovery	Q	Range	DF	Instr	Anal Date	Anal Time
Arsenic	189.042	10.0	9.4	94.0		80-Ro	1	ICPST	6/17/03	20:28

Comments: Clarity(After): CLEAR

NC Percent recovery was not calculated

U Result is less than the IDL

Form 7 Equivalent

GPL - Maryland Laboratory

Metals Data Reporting Form

Laboratory Control Sample Results **SDG:** 306082

Lab Sample ID: BKS60890

Matrix: Soil **Units:** mg/kg **Prep Date:** 6/16/03 **Prep Batch:** 60890

Weight: 1.00 **Volume:** 100 **Percent Moisture:** NA

Element	WL/ Mass	Spike Level	Conc	Percent Recovery	Q	Range	DF	Instr	Anal Date	Anal Time
Arsenic	189.042	10.0	9.1	90.9		80-120	1	ICPST	6/19/03	0:21

Comments: Clarity(After): CLEAR

NC Percent recovery was not calculated
U Result is less than the IDL

Form 7 Equivalent

GPL - Maryland Laboratory

Metals Data Reporting Form

Laboratory Control Sample Results **SDG:** 306082

Lab Sample ID: BKS60914

Matrix: Soil **Units:** mg/kg **Prep Date:** 6/17/03 **Prep Batch:** 60914

Weight: 1.00 **Volume:** 100 **Percent Moisture:** NA

Element	WL/ Mass	Spike Level	Conc	Percent Recovery	Q	Range	DF	Instr	Anal Date	Anal Time
Arsenic	189.042	10.0	9.6	95.9		80-120	1	ICPST	6/25/03	3:15

Comments: Clarity(After): CLEAR

NC Percent recovery was not calculated

U Result is less than the IDL

Form 7 Equivalent

GPL - Maryland Laboratory

Metals Data Reporting Form

Laboratory Control Sample Results **SDG:** 306082

Lab Sample ID: BKS60916

Matrix: Soil **Units:** mg/kg **Prep Date:** 6/17/03 **Prep Batch:** 60916

Weight: 1.00 **Volume:** 100 **Percent Moisture:** NA

Element	WL/ Mass	Spike Level	Conc	Percent Recovery	Q	Range	DF	Instr	Anal Date	Anal Time
Arsenic	189.042	10.0	9.5	95.4		80-120	1	ICPST	6/18/03	0:59

Comments: Clarity(After): CLEAR

NC Percent recovery was not calculated
U Result is less than the IDL

Form 7 Equivalent

GPL - Maryland Laboratory

Metals Data Reporting Form

Serial Dilution RPD Report **SDG:** 306082

Serial Dilution Sample ID: SE306082-011-011-1/1

Original Sample ID: S 306082-011-011-1/1 **Client ID:** OU5-CTA-1B-L10-(180,100)

Matrix: Soil **Units:** mg/kg **Prep Date:** 6/16/03 **Prep Batch:** 60888

Weight: 1.15 **Volume:** 100 **Percent Moisture:** 33.79

Element	WL/ Mass	OS Conc	Q	Serial Dilution Conc	Q	Percent Diff	OS DF	Ser Dil DF	Instr	OS Anal Date	OS Anal Time	Ser Dil Anal Date	Ser Dil Anal Time
Arsenic	189.042	2.2	B	1.8	U	100.0	1	5	ICPST	6/17/03	22:47	6/17/03	23:18

Comments: Sample Date: 06/11/03 Sample Time: 02:21 PM Color(Before): BROWN Color(After): YELLOW Clarity(After): CL

5.04.5

E Serial dilution percent difference not within limits

U Result is less than the IDL

B Result is between IDL and RL

Form 9 Equivalent

GPL - Maryland Laboratory

Metals Data Reporting Form

Serial Dilution RPD Report **SDG:** 306082

Serial Dilution Sample ID: SE306082-017-017-1/1

Original Sample ID: S 306082-017-017-1/1 **Client ID:** OU5-CTA-1B-L10-(180,80)

Matrix: Soil **Units:** mg/kg **Prep Date:** 6/16/03 **Prep Batch:** 60890

Weight: 1.24 **Volume:** 100 **Percent Moisture:** 45.42

Element	WL/ Mass	OS Conc	Q	Serial Dilution Conc	Q	Percent Diff	OS DF	Ser Dil DF	Instr	OS Anal Date	OS Anal Time	Ser Dil Anal Date	Ser Dil Anal Time
Arsenic	189.042	2.3	B	2.0	U	100.0	1	5	ICPST	6/19/03	0:44	6/19/03	1:15

Comments: Sample Date: 06/11/03 Sample Time: 01:57 PM Color(Before): BROWN Color(After): YELLOW Clarity(After): CL

5.04.5

E Serial dilution percent difference not within limits

U Result is less than the IDL

B Result is between IDL and RL

Form 9 Equivalent

GPL - Maryland Laboratory

Metals Data Reporting Form

Serial Dilution RPD Report **SDG:** 306082

Serial Dilution Sample ID: SE306082-044-044-1/1

Original Sample ID: S 306082-044-044-1/1 **Client ID:** OU5-CTA-1B-L10-(60,60)

Matrix: Soil **Units:** mg/kg **Prep Date:** 6/17/03 **Prep Batch:** 60914

Weight: 1.17 **Volume:** 100 **Percent Moisture:** 23.79

Element	WL/ Mass	OS Conc	Q	Serial Dilution Conc	Q	Percent Diff	OS DF	Ser Dil DF	Instr	OS Anal Date	OS Anal Time	Ser Dil Anal Date	Ser Dil Anal Time
Arsenic	189.042	8.7		10.0	B	14.8	1	5	ICPST	6/25/03	4:04	6/25/03	4:35

Comments: Sample Date: 06/11/03 Sample Time: 02:32 PM Color(Before): BROWN Color(After): YELLOW Clarity(After): CL

5.04.5

E Serial dilution percent difference not within limits

U Result is less than the IDL

B Result is between IDL and RL

Form 9 Equivalent

GPL - Maryland Laboratory

Metals Data Reporting Form

Serial Dilution RPD Report **SDG:** 306082

Serial Dilution Sample ID: SE306082-059-059-1/1

Original Sample ID: S 306082-059-059-1/1 **Client ID:** OU5-CTA-1B-L10-(20,100)

Matrix: Soil **Units:** mg/kg **Prep Date:** 6/17/03 **Prep Batch:** 60916

Weight: 1.21 **Volume:** 100 **Percent Moisture:** 25.32

Element	WL/ Mass	OS Conc	Q	Serial Dilution Conc	Q	Percent Diff	OS DF	Ser Dil DF	Instr	OS Anal Date	OS Anal Time	Ser Dil Anal Date	Ser Dil Anal Time
Arsenic	189.042	2.5		3.2	B	28.6	1	5	ICPST	6/18/03	1:07	6/18/03	1:53

Comments: Sample Date: 06/11/03 Sample Time: 03:08 PM Color(Before): BROWN Color(After): YELLOW Clarity(After): CL

5.04.5

E Serial dilution percent difference not within limits

U Result is less than the IDL

B Result is between IDL and RL

Form 9 Equivalent

ICP ANALYSIS LOG

Document Control No: GP_M_116

Instrument ID: Trace (375590) Inst. Method: TRACEV8 Nebulizer: Analytical Batch No: 030617J
Profile: -0.0198 Intensity: 6163 At Setting: 297

Workorder	Project/SDG #	Prep. Seq.	Batch #	Matrix s/w/e	Prep. Date	Method	Comments / Dilution
306053	TETRA TECH	608860	008	W	6.16.03	6010	
306080	↓	↓	↓	↓	↓	↓	
306083	PARSONS						
306076	UXB			E			
306082	PARSONS	608888	010	S			
306082	↓	609116	015	↓	6.17.03		
306084	ACOE	↓	↓				
306079	PARSONS						

Source Solution Numbers

Stds.	Number	Stds.	Number
S0	057-148-06	ICV	23179
S1	23337	CCV	23367
S2	23294	ICSA	23368
S3	23029	ICSAB	23369
S4	-	CRI	23295
S5	-	Low Ck	23042
Ints	23339	LR	23180

Post Digestion Spikes

Spike 9.9 mls of sample with 0.1 mls of 19542

Samples:

306053-006-065-1 / 3
306082-011-011-1 / 1
306082-059-059-1 / 1
~~306076-001-001-1 / 1~~ 6.18.03

Analyst: Date: 6.18.03 Reviewed: Date: 6/19/03

GPL - Maryland Laboratory

ICPST Analysis Log

Data File: 030617V.ARC

Seq	Sample Name	Dil	Date	Time	Seq	Sample Name	Dil	Date	Time	Seq	Sample Name	Dil	Date	Time	Seq	Sample Name	Dil	Date	Time	Seq	Sample Name	Dil	Date	Time
0	STD0	1	6/17/03	13:54	3	[illegible]	1	6/17/03	18:01	6	[illegible]	1	6/17/03	21:33	9	[illegible]	1	6/18/03	1:48					
1	STD1	1	6/17/03	14:02	4	[illegible]	1	6/17/03	18:08	7	[illegible]	1	6/17/03	21:41	10	[illegible]	1	6/18/03	1:55					
2	STD2	1	6/17/03	14:08	5	[illegible]	1	6/17/03	18:16	8	[illegible]	1	6/17/03	21:49	11	[illegible]	1	6/18/03	2:01					
3	STD3	1	6/17/03	14:16	6	[illegible]	1	6/17/03	18:24	9	[illegible]	1	6/17/03	21:57	12	[illegible]	1	6/18/03	2:08					
4	WCV	1	6/17/03	14:24	7	[illegible]	1	6/17/03	18:32	10	[illegible]	1	6/17/03	22:04	13	[illegible]	1	6/18/03	2:14					
5	CCB	1	6/17/03	14:29	8	[illegible]	1	6/17/03	18:39	11	[illegible]	1	6/17/03	22:12	14	[illegible]	1	6/18/03	2:24					
6	VCCV	1	6/17/03	14:42	9	[illegible]	1	6/17/03	18:47	12	[illegible]	1	6/17/03	22:20	15	[illegible]	1	6/18/03	2:32					
7	CCCB	1	6/17/03	14:50	10	[illegible]	1	6/17/03	18:55	13	[illegible]	1	6/17/03	22:27	16	[illegible]	1	6/18/03	2:40					
8	REPORT LIMIT	1	6/17/03	14:57	11	[illegible]	1	6/17/03	19:03	14	[illegible]	1	6/17/03	22:35	17	[illegible]	1	6/18/03	2:47					
9	[illegible]	1	6/17/03	15:04	12	[illegible]	1	6/17/03	19:10	15	[illegible]	1	6/17/03	22:43	18	[illegible]	1	6/18/03	2:55					
10	[illegible]	1	6/17/03	15:11	13	[illegible]	1	6/17/03	19:16	16	[illegible]	1	6/17/03	22:50	19	[illegible]	1	6/18/03	3:02					
11	[illegible]	1	6/17/03	15:19	14	[illegible]	1	6/17/03	19:24	17	[illegible]	1	6/17/03	22:58	20	[illegible]	1	6/18/03	3:10					
12	[illegible]	1	6/17/03	15:27	15	[illegible]	1	6/17/03	19:31	18	[illegible]	1	6/17/03	23:05	21	[illegible]	1	6/18/03	3:16					
13	[illegible]	1	6/17/03	15:35	16	[illegible]	1	6/17/03	19:39	19	[illegible]	1	6/17/03	23:13	22	[illegible]	1	6/18/03	3:24					
14	[illegible]	1	6/17/03	15:42	17	[illegible]	1	6/17/03	19:47	20	[illegible]	1	6/17/03	23:21	23	[illegible]	1	6/18/03	3:32					
15	[illegible]	1	6/17/03	15:50	18	[illegible]	1	6/17/03	19:55	21	[illegible]	1	6/17/03	23:29	24	[illegible]	1	6/18/03	3:40					
16	[illegible]	1	6/17/03	15:57	19	[illegible]	1	6/17/03	20:04	22	[illegible]	1	6/17/03	23:37	25	[illegible]	1	6/18/03	3:47					
17	[illegible]	1	6/17/03	16:05	20	[illegible]	1	6/17/03	20:12	23	[illegible]	1	6/18/03	0:05	26	[illegible]	1	6/18/03	3:57					
18	[illegible]	1	6/17/03	16:12	21	[illegible]	1	6/17/03	20:20	24	[illegible]	1	6/18/03	0:12	27	[illegible]	1	6/18/03	4:05					
19	[illegible]	1	6/17/03	16:20	22	[illegible]	1	6/17/03	20:28	25	[illegible]	1	6/18/03	0:20	28	[illegible]	1	6/18/03	4:13					
20	[illegible]	1	6/17/03	16:28	23	[illegible]	1	6/17/03	20:36	26	[illegible]	1	6/18/03	0:28	29	[illegible]	1	6/18/03	4:20					
21	[illegible]	1	6/17/03	16:45	24	[illegible]	1	6/17/03	20:43	27	[illegible]	1	6/18/03	0:36	30	[illegible]	1	6/18/03	4:28					
22	[illegible]	1	6/17/03	16:53	25	[illegible]	1	6/17/03	20:51	28	[illegible]	1	6/18/03	0:43	31	[illegible]	1	6/18/03	4:36					
23	[illegible]	1	6/17/03	17:00	26	[illegible]	1	6/17/03	20:59	29	[illegible]	1	6/18/03	0:51	32	[illegible]	1	6/18/03	4:44					
24	[illegible]	1	6/17/03	17:14	27	[illegible]	1	6/17/03	21:06	30	[illegible]	1	6/18/03	0:58	33	[illegible]	1	6/18/03	4:51					
25	[illegible]	1	6/17/03	17:22	28	[illegible]	1	6/17/03	21:14	31	[illegible]	1	6/18/03	1:07	34	[illegible]	1	6/18/03	4:59					
26	[illegible]	1	6/17/03	17:30	29	[illegible]	1	6/17/03	21:22	32	[illegible]	1	6/18/03	1:14	35	[illegible]	1	6/18/03	5:07					
27	[illegible]	1	6/17/03	17:37	30	[illegible]	1	6/17/03	21:30	33	[illegible]	1	6/18/03	1:22	36	[illegible]	1	6/18/03	5:15					
28	[illegible]	1	6/17/03	17:45	31	[illegible]	1	6/17/03	21:37	34	[illegible]	1	6/18/03	1:30	37	[illegible]	1	6/18/03	5:22					
29	[illegible]	1	6/17/03	17:53	32	[illegible]	1	6/17/03	21:45	35	[illegible]	1	6/18/03	1:38										

Analyst Signature: [illegible] Date: 6-18-03 Analyst Signature: Date:

Sample Dilutions:

306082-062-062-1 / 1:2x For Pb - ok, only Lead

306053-003-062-1 / 1:5x For Mn

GPL Laboratories, LLLP **ICP ANALYSIS LOG** *Document Control No: GP_M_116*

Instrument ID: Trace (375590) Inst. Method: TRACEV8 Nebulizer: Analytical Batch No: 0306018V
Profile: 70.0178 Intensity: 60006 At Setting: 2966

Workorder	Project/SDG #	Prep. Seq.	Batch #	Matrix s/w/e	Prep. Date	Method	Comments / Dilution
306119	C&E	60938	017	W	6.18.03	6010	
306053	TETRATECH	60886	008	↓	6.16.03	↓	5x ON 003
306010	[illegible]			E	↓		SEM BLK(SEM): Ag, Zn, B FAILED
306051	GP	60939	016	W	6.18.03	↓	
306001	CH2M HILL	↓	↓	↓	↓	↓	
306028	↓	60808	109	↓	6.10.03	↓	BLK60808: Cd FAILED EKS60808: Cr FAILED
306082	PARSONS	60890	011	S	6.16.03	↓	

6.19.03

Source Solution Numbers				Post Digestion Spikes
Stds.	Number	Stds.	Number	Spike 9.9 mls of sample with 0.1 mls of 19542
S0	057-148-06	ICV	23179	Samples:
S1	23337	CCV	23367	306119-001-001-1/1
S2	23294	ICSA	23368	306010-002
S3	23029	ICSAB	23369	306051-002-076-1/1
S4	'	CRI	23295	306028-001-009-1/1
S5	'	Low Ck	23042	306082-017-017-1/1
Ints	23339	LR	23180	

Analyst: [signature] Date: 6.19.03 Reviewed: [signature] Date: 6/19/03

GPL - Maryland Laboratory

ICPST Analysis Log

Data File: 030618V.ARC

Seq	Sample Name	DF	Date	Time
1	1STD0	1	6/18/03	13:05
2	2STD1	1	6/18/03	13:11
3	3STD2	1	6/18/03	13:16
4	4STD3	1	6/18/03	13:20
5	5IVCV	1	6/18/03	13:25
6	6ICB	1	6/18/03	13:27
7	7CVCCV	1	6/18/03	13:44
8	8ICCB	1	6/18/03	13:51
9	9REPORT LIMIT	1	6/18/03	13:55
10	10CRCR	1	6/18/03	14:08
11	11ICSA	1	6/18/03	14:13
12	12ICSAB	1	6/18/03	14:20
13	13AgW,100PPM,ZnH2	1	6/18/03	14:26
14	14LR	1	6/18/03	14:41
15	15CVCCV3	1	6/18/03	14:57
16	16CCCB3	1	6/18/03	15:04
17	17SL200ppm	1	6/18/03	15:15
18	18SKCB035	1	6/18/03	15:22
19	19S 308118-001-001-1/1	1	6/18/03	15:30
20	20D 308118-001-001-1/1	1	6/18/03	15:36
21	21SP308118-001-001-1/1	1	6/18/03	15:40
22	22SP308119-001-001-1/1	1	6/18/03	15:53
23	23SE308119-007-001-1/1	1	6/18/03	16:01
24	24S 308119-003-002-1/1	1	6/18/03	16:08
25	25S 308053-003-002-1/1	1	6/18/03	16:16
26	26SLK(SEM)	1	6/18/03	16:27
27	27CVCCV3	1	6/18/03	16:34
28	28CCCB3	1	6/18/03	16:42
29	29S 308010-001	1	6/18/03	16:50
30	30S 308070-002	1	6/18/03	16:56
31	31D 308010-002	1	6/18/03	17:05
32	32SP308010-002	1	6/18/03	17:13
33	33SE308010-002	1	6/18/03	17:21
34	34S 308018-003	1	6/18/03	17:29
35	35S 308010-004	1	6/18/03	17:36
36	36S 308016-005	1	6/18/03	17:44
37	37S 308070-009	1	6/18/03	17:52
38	38SLK308030	1	6/18/03	18:00
39	39CCCB3	1	6/18/03	18:11
40	40CVCCV3	1	6/18/03	18:19
41	41SKCB035	1	6/18/03	18:26
42	42S 308051-003-075-1/1	1	6/18/03	18:34
43	43D 308051-003-075-1/1	1	6/18/03	18:42
44	44SP308051-003-075-1/1	1	6/18/03	18:49
45	45SE308051-003-075-1/1	1	6/18/03	18:57
46	46S 308051-003-001-1/1	1	6/18/03	19:10
47	47S 308051-004-076-1/1	1	6/18/03	19:18
48	48S 308053-005-002-1/1	1	6/18/03	19:25
49	49S 308051-005-077-1/1	1	6/18/03	19:34
50	50CVCCV4	1	6/18/03	19:42
51	51SKCCCB4	1	6/18/03	19:49
52	52S 308051-007-005-1/1	1	6/18/03	19:57
53	53S 308051-008-078-1/1	1	6/18/03	20:05
54	54S 308051-008-004-1/1	1	6/18/03	20:13
55	55S 308051-010-079-1/1	1	6/18/03	20:20
56	56S 308051-011-005-1/1	1	6/18/03	20:28
57	57S 308051-013-080-1/1	1	6/18/03	20:36
58	58S 308051-013-006-1/1	1	6/18/03	20:44
59	59CRCR	1	6/18/03	20:51
60	60SKCSA	1	6/18/03	21:03
61	61SKCSAB	1	6/18/03	21:10
62	62CVCCV4	1	6/18/03	21:22
63	63SKCCCB4	1	6/18/03	21:30
64	64S 308051-014-081-1/1	1	6/18/03	21:38
65	65S 308051-015-007-1/1	1	6/18/03	21:46
66	66S 308051-015-082-1/1	1	6/18/03	21:53
67	67S 308051-017-008-1/1	1	6/18/03	22:01
68	68S 308051-018-083-1/1	1	6/18/03	22:09
69	69S 308051-018-009-1/1	1	6/18/03	22:17
70	70S 308051-011-011-1/1	1	6/18/03	22:24
71	71S 308051-002-012-1/1	1	6/18/03	22:32
72	72SLK308030	1	6/18/03	22:40
73	73SKCB035	1	6/18/03	22:48
74	74CVCCV4	1	6/18/03	22:56
75	75SKCCCB4	1	6/18/03	23:03
76	76S 308028-001-009-1/1	1	6/18/03	23:11
77	77SP308028-001-009-1/1	1	6/18/03	23:19
78	78SE308028-001-009-1/1	1	6/18/03	23:26
79	79S 308028-001-008-1/1	1	6/18/03	23:34
80	80S 308028-003-010-1/1	1	6/18/03	23:42
81	81S 308028-005-011-1/1	1	6/18/03	23:50
82	82S 308028-006-020-1/1	1	6/19/03	0:08
83	83SLK308030	1	6/19/03	0:12
84	84SKCB035	1	6/19/03	0:21
85	85CVCCV5	1	6/19/03	0:29
86	86SKCCCB5	1	6/19/03	0:36
87	87S 308062-017-017-1/1	1	6/19/03	0:44
88	88D 308062-017-017-1/1	1	6/19/03	0:52
89	89SP308062-017-017-1/1	1	6/19/03	0:59
90	90SE308062-017-017-1/1	1	6/19/03	1:07
91	91S 308062-017-012-1/1	1	6/19/03	1:15
92	92S 308062-023-023-1/1	1	6/19/03	1:23
93	93S 308062-023-029-1/1	1	6/19/03	1:30
94	94S 308062-024-024-1/1	1	6/19/03	1:38
95	95S 308062-025-025-1/1	1	6/19/03	1:46
96	96S 308062-025-026-1/1	1	6/19/03	1:54
97	97CVCCV5	1	6/19/03	2:01
98	98SKCCCB5	1	6/19/03	2:09
99	99S 308062-027-027-1/1	1	6/19/03	2:17
100	100S 308062-028-028-1/1	1	6/19/03	2:25
101	101S 308062-029-029-1/1	1	6/19/03	2:33
102	102S 308062-030-030-1/1	1	6/19/03	2:40
103	103S 308062-031-031-1/1	1	6/19/03	2:48
104	104S 308062-032-032-1/1	1	6/19/03	2:56
105	105S 308062-033-033-1/1	1	6/19/03	3:03
106	106S 308062-034-034-1/1	1	6/19/03	3:11
107	107S 308062-035-035-1/1	1	6/19/03	3:19
108	108S 308062-036-036-1/1	1	6/19/03	3:27
109	109CVCCV5	1	6/19/03	3:34
110	110SKCCCB5	1	6/19/03	3:42
111	111S 308062-037-037-1/1	1	6/19/03	3:50
112	112S 308062-038-038-1/1	1	6/19/03	3:58
113	113S 308062-039-039-1/1	1	6/19/03	4:05
114	114S 308062-040-040-1/1	1	6/19/03	4:13
115	115SKCR Fe	1	6/19/03	4:21
116	116SKCSA	1	6/19/03	4:29
117	117SKCSAB	1	6/19/03	4:36
118	118CVCCV5	1	6/19/03	4:44
119	119SKCCCB	1	6/19/03	4:52

Analyst Signature: Date: 6-19-03

Analyst Signature: Date:

Sample Dilutions:

GPL Laboratories, LLLP | **ICP ANALYSIS LOG** | *Document Control No: GP_M_116*

Instrument ID: Trace (375590)	Inst. Method: TRACE/B	Nebulizer:	Analytical Batch No: 030624V
Profile: -0.0163	Intensity: 5584		Al Setting: 304

Workorder	Project/SDG #	Prep. Seq.	Batch #	Matrix s/w/e	Prep. Date	Method	Comments / Dilution
306028	CH2M HILL	60808	027	W	6.23.03	6010	
305160	EPA		019	Tissue	6.19.03	↓	BLK(019): Al, Na, B Failed BKS(019): Ca, Na, B Failed
306051	GP	60939	016	W	6.18.03	ILM04.1	BLK60939: B Failed BKS60939: B Failed - OK, B Not Reqd ↓
306001	CH2M HILL	↓	↓				
306004	Dames & Moore	60913	012	↓	6.17.03	6010	BLK60913: B Failed ← OK Not Reqd
306004	↓	60862	006	S	6.13.03		BLK60862: Pb, B Failed ← OK, B Not Reqd, Pb 10x Higher ↓
306063	Altech	↓	↓	↓	↓		
306082	Parsons	60914	014	↓	6.17.03	↓	

6.25.03

Source Solution Numbers				Post Digestion Spikes
Stds.	Number	Stds.	Number	Spike 9.9 mls of sample with 0.1 mls of 19542
S0	057-148-06	ICV	23179	Samples:
S1	23337	CCV	23367	306028-003-010-1/1
S2	23294	ICSA	23368	305160-001
S3	23029	ICSAB	23369	306004-007-019-1/3
S4	-	CRI	23295	306004-009-025-1/3
S5	-	Low Ck	23042	306082-044-044-1/1
Ints	23339	LR	23180	

Analyst: [signature] Date: 6.25.03 Reviewed: RA Date: 6-25-03

GPL - Maryland Laboratory **ICP3T Analysis Log** **Data File: 030624V.ARC**

Seq	Sample Name	DB	Date	Time	Seq	Sample Name	DB	Date	Time	Seq	Sample Name	DB	Date	Time	Seq	Sample Name	DB	Date	Time	Seq	Sample Name	DB	Date	Time
1	STD0	1	6/24/03	14:22	31	[illegible]	1	6/24/03	18:46	61	[illegible] C, B	1	6/24/03	22:38	91	306063-009-009-1/1	1	6/25/03	2:34	121	306063-057-057-1/1	1	6/25/03	6:24
2	STD1	1	6/24/03	14:29	32	305160-001	1	6/24/03	18:52	62	[illegible] C, B	1	6/24/03	22:43	92	306063-010-010-1/1	1	6/25/03	2:42	122	306063-058-058-1/1	1	6/25/03	6:42
3	STD2	1	6/24/03	14:36	33	305160-001	1	6/24/03	18:57	63	[illegible]	1	6/24/03	22:53	93	306063-011-011-1/1	1	6/25/03	2:50	123	306063-059-059-1/1	1	6/25/03	6:49
4	STD3	1	6/24/03	14:43	34	305160-001	1	6/24/03	19:03	64	CVCCV4	1	6/24/03	23:01	94	306063-012-012-1/1	1	6/25/03	2:59	124	CVCCV5	1	6/25/03	6:56
5	VICV	1	6/24/03	14:49	35	305160-001	1	6/24/03	19:10	65	CCCB4 B	1	6/24/03	23:08	95	[illegible]	1	6/25/03	3:06	125	CCCB5	1	6/25/03	7:07
6	ICB	1	6/24/03	14:55	36	305160-001	1	6/24/03	19:24	66	306004-007-018-1/1	1	6/24/03	23:16	96	[illegible]	1	6/25/03	3:14	126	306063-061-061-1/1	1	6/25/03	7:15
7	CVCCV	1	6/24/03	15:03	37	[illegible] B	1	6/24/03	19:33	67	306004-007-019-1/1	1	6/24/03	23:24	97	306063-041-041-1/1	1	6/25/03	3:22	127	[illegible] B	1	6/25/03	7:23
8	CCCB	1	6/24/03	15:10	38	[illegible] C, B	1	6/24/03	19:39	68	306004-007-019-1/1	1	6/24/03	23:32	98	306063-042-042-1/1	1	6/25/03	3:30	128	[illegible] C	1	6/25/03	7:30
9	REPORT LIMIT C	1	6/24/03	15:17	39	[illegible] B	1	6/24/03	19:47	69	306004-007-019-1/1	1	6/24/03	23:40	99	306063-043-043-1/1	1	6/25/03	3:38	129	CSAB	1	6/25/03	7:38
10	CSAB TI	1	6/24/03	15:23	40	[illegible] B	1	6/24/03	19:55	70	306004-006-024-1/1	1	6/24/03	23:47	100	CVCCV5	1	6/25/03	3:46	130	CVCCV6	1	6/25/03	7:46
11	CSA C	1	6/24/03	15:32	41	[illegible] B	1	6/24/03	20:03	71	[illegible]	1	6/24/03	23:55	101	CCCB6	1	6/25/03	3:54	131	CCCB6	1	6/25/03	7:54
12	CSAB	1	6/24/03	15:40	42	[illegible]	1	6/24/03	20:10	72	[illegible]	1	6/25/03	0:03	102	306063-044-044-1/1	1	6/25/03	4:04					
13	LR(MN:100PPM,ZN=2	1	6/24/03	15:54	43	[illegible]	1	6/24/03	20:18	73	306004-004-008-1/1	1	6/25/03	0:10	103	306063-044-044-1/1	1	6/25/03	4:12					
14	LR(MN:100PPM,ZN=2	1	6/24/03	16:07	44	306061-002-075-1/1	1	6/24/03	20:25	74	306004-009-012-1/1	1	6/25/03	0:18	104	306063-044-044-1/1	1	6/25/03	4:20					
15	LR	1	6/24/03	16:15	45	306061-002-075-1/1	1	6/24/03	20:34	75	306004-009-025-1/1	1	6/25/03	0:26	105	306063-044-044-1/1	1	6/25/03	4:27					
16	CVCCV3	1	6/24/03	16:30	46	306061-002-075-1/1	1	6/24/03	20:41	76	CVCCV4	1	6/25/03	0:35	106	306063-044-044-1/1	1	6/25/03	4:35					
17	CCCB3	1	6/24/03	16:42	47	306061-002-075-1/1	1	6/24/03	20:49	77	CCCB4	1	6/25/03	0:44	107	306063-045-045-1/1	1	6/25/03	4:43					
18	[illegible]	1	6/24/03	17:00	48	306061-002-075-1/1	1	6/24/03	20:57	78	306004-009-025-1/1	1	6/25/03	0:51	108	306063-046-046-1/1	1	6/25/03	4:51					
19	[illegible]	1	6/24/03	17:12	49	306061-001-015-1/1	1	6/24/03	21:06	79	306004-009-025-1/1	1	6/25/03	0:59	109	306063-047-047-1/1	1	6/25/03	4:58					
20	306028-001-006-1/1	1	6/24/03	17:20	50	306061-002-012-1/1	1	6/24/03	21:12	80	306004-009-025-1/1	1	6/25/03	1:07	110	306063-048-048-1/1	1	6/25/03	5:06					
21	306028-003-010-1/1	1	6/24/03	17:26	51	[illegible]	1	6/24/03	21:20	81	306004-009-025-1/1	1	6/25/03	1:15	111	306063-049-049-1/1	1	6/25/03	5:14					
22	306028-003-010-1/1	1	6/24/03	17:36	52	CVCCV3 B	1	6/24/03	21:28	82	306004-009-025-1/1	1	6/25/03	1:22	112	CVCCV5	1	6/25/03	5:24					
23	SP306028-003-010-1/1	1	6/24/03	17:43	53	CCCB3 B	1	6/24/03	21:36	83	306004-016-025-1/1	1	6/25/03	1:30	113	CCCB6	1	6/25/03	5:32					
24	SP306028-003-010-1/1	1	6/24/03	17:51	54	[illegible]	1	6/24/03	21:43	84	306063-001-001-1/1	1	6/25/03	1:38	114	306063-050-050-1/1	1	6/25/03	5:40					
25	306028-003-010-1/1	1	6/24/03	17:58	55	306004-016-008-1/1	1	6/24/03	21:51	85	306063-002-002-1/1	1	6/25/03	1:46	115	306063-051-051-1/1	1	6/25/03	5:47					
26	306028-006-018-1/1	1	6/24/03	18:07	56	306004-003-006-1/1	1	6/24/03	21:59	86	306063-003-003-1/1	1	6/25/03	1:55	116	306063-052-052-1/1	1	6/25/03	5:55					
27	306028-006-029-1/1	1	6/24/03	18:14	57	306004-003-007-1/1	1	6/24/03	22:07	87	306063-006-006-1/1	1	6/25/03	2:01	117	306063-053-053-1/1	1	6/25/03	6:02					
28	CVCCV3	1	6/24/03	18:22	58	306004-006-011-1/1	1	6/24/03	22:14	88	CVCCV5	1	6/25/03	2:11	118	306063-054-054-1/1	1	6/25/03	6:11					
29	CCCB3	1	6/24/03	18:30	59	306004-007-019-1/1	1	6/24/03	22:22	89	CCCB5	1	6/25/03	2:19	119	306063-055-055-1/1	1	6/25/03	6:19					
30	LR(RR)	1	6/24/03	18:38	60	306004-007-019-1/1	1	6/24/03	22:30	90	306063-007-007-1/1	1	6/25/03	2:27	120	306063-056-056-1/1	1	6/25/03	6:26					

Analyst Signature: [illegible] Date: 6-25-03 Analyst Signature: Date:

Sample Dilutions:

QC 305160-001	: 5x For Ti	306063-010-010-1	1:10x For Fe, Zn
306063-001-001-1	1:5x For Fe	306063-011-011-1	1:5x For Fe, Zn
306063-006-006-1	1:10x For Fe, Na, Zn	306063-012-012-1	1:10x For Fe, Zn
306063-007-007-1	1:2x For Fe, Ca, Na	306004-006-012-1	1:2x For Na
306063-008-008-1	1:5x For Fe, Zn	306004-008-008-1	1:5x For Zn

GPL Laboratories, LLLP *Document Control No: GP_M_119*

Metals Preparation & Sample Description Log

Date: 06-16-09 Prep: 200.7 / 3005A / 3020A / (3050B) / 3010A / ILC03.1 / ILM04.1 / ILM05.2 Batch No: 119 010

Analyst: MSC Comments: MOD BLOCK DIGESTION (Soil)

Reviewed by: AD Date: 6/19/09 Spike Witness: KC Prep. Seq: 60888

	GPL Work Order No.	Sample	Frac	SIZE mL (g)	Final Vol. (ml)	Matrix S, W Other	Color Before R, Bl, Y, G, O, V, W, Colorless, Br, Grey, Bk.	Color After	Clarity Before or Soil Texture	Clarity After Clear, Cloudy, Opaque	Soil Artifacts or Water pH
1	BLK	010		1.00	100	S				Cloud	-
2	BKS	010		1.00							-
3	306082	001	-001-½	1.26		Soil	Brown	Yellow	Medium		-
4		002	-002-½	1.20							
5		003	-003-½	1.15							
6		004	-004-½	1.16							
7		005	-005-½	1.27							
8		006	-006-½	1.28							
9		007	-007-½	1.15							
10		008	-008-½	1.21							
11		009	-009-½	1.31							
12		010	-010-½	1.24							
13		011	-011-½	1.15							
14		DUP		1.22							
15		SPK		1.28							
16		012	-012-½	1.20							
17		013	-013-½	1.36							
18		014	-014-½	1.22							
19		015	-015-½	1.24							
20		016	-016-½	1.27							
21		018	-018-½	1.39							
22		019	-019-½	1.36							
23		020	-020-½	1.21							
24		021	-021-½	1.22						MILLIPORE 003	

LCS ID / Amt. Added (ml, g): 0.9 ml (22696, 22697, 22698)	HNO3(1+1) ID: M-057-159-03
Spiking ID / Amt Added (ml): 0.9 ml (22696, 22697, 22698)	HNO3(conc) ID: M-057-007-14
	HCl(conc) ID: M-057-007-04
Temperature, C: 94°C	HCl(1+1) ID: -
	Peroxide ID: M-057-007-17

GPL Laboratories, LLLP *Document Control No: GP_M_119*

Metals Preparation & Sample Description Log

Date: 06-17-03 Prep: 200.7 / 3005A / 3020A / (3050B) / 3010A / ILC03.1 / ILM04.1 / ILM05.2 Batch No: 119 015

Analyst: MSI Comments: HOD BLOCK DIGESTION (Soil)

Reviewed by: AD Date: 6/19/03 Spike Witness: KC Prep. Seq: 60916

	GPL Work Order No.	Sample	Frac	SIZE mL (g)	Final Vol. (mL)	Matrix S, W Other	Color Before R, Bl, Y, G, O, V, W, Colorless, Br, Grey, Bk.	Color After	Clarity Before or Soil Texture	Clarity After Clear, Cloudy, Opaque	Soil Artifacts or Water pH
1	BLK	015		1.00	100	S				Clear	✓
2	BKS	015		1.00							✓
3	306082	059	-059-½	1.21		soil	Brown	Yellow	Medium		✓
4		DUP		1.32							
5		SPK		1.40							
6		062	-062-½	1.34							
7		063	-063-½	1.14							
8		064	-064-½	1.19							
9		065	-065-½	1.34							
10		066	-066-½	1.30							
11		067	-067-½	1.20							
12		068	-068-½	1.18							
13		069	-069-½	1.26							
14		070	-070-½	1.24							
15		071	-071-½	1.25							
16		072	-072-½	1.36							
17		073	-073-½	1.38							
18		074	-074-½	1.36							
19		075	-075-½	1.30							
20		076	-076-½	1.28							
21	306084	001	-001-½	1.30							
22		002	-002-½	1.32							
23	306079	001	-001-½	1.37							
24										MI 06-17-03	

LCS ID / Amt. Added (ml , g) : 0.8 ml (22696, 22697, 22698)	HNO3(1+1) ID: GP-057-159-03
Spiking ID / Amt Added (ml): 0.2 ml (22696, 22697, 22698)	HNO3(conc) ID: GP-057-001-14
	HCl(conc) ID: GP-057-002-04
Temperature, C: 94°	HCl(1+1) ID: —
	Peroxide ID: GP-057-007-17

GPL Laboratories, LLLP *Document Control No: GP_M_119*

Metals Preparation & Sample Description Log

Date: 06-17-03 Prep: 200.7 / 3005A / 3020A / (3050B) / 3010A / ILC03.1 / ILM04.1 / ILM05.2 Batch No: 119 014

Analyst: MSS Comments: MOD BLOCK DIGESTION (Soil)

Reviewed by: [illegible] Date: 6-25-03 Spike Witness: KC Prep. Seq: 60914

	GPL Work Order No.	Sample	Frac	SIZE mL (g)	Final Vol. (mL)	Matrix S, W Other	Color Before R, Bl, Y, G, O, V, W, Colorless, Br, Grey, Bk.	Color After	Clarity Before or Soil Texture	Clarity After Clear, Cloudy, Opaque	Soil Artifacts or Water pH
1	BLK	014		1.00	100	S				Clear	✓
2	BKS	014		1.00							–
3	306082	041	-041-½	1.37		Soil	Brown	Yellow	Medium		✓
4		042	-042-½	1.39							
5		043	-043-½	1.38							
6		044	-044-½	1.17							
7		DUP		1.37							
8		SPK		1.41							
9		045	-045-½	1.29							
10		046	-046-½	1.22							
11		047	-047-½	1.43							
12		048	-048-½	1.44							
13		049	-049-½	1.17							
14		050	-050-½	1.18							
15		051	-051-½	1.22							
16		052	-052-½	1.20							
17		053	-053-½	1.44							
18		054	-054-½	1.20							
19		055	-055-½	1.17							
20		056	-056-½	1.22							
21		057	-057-½	1.22							
22		058	-058-½	1.23							
23		060	-060-½	1.38							
24		061	-061-½	1.27						MIL 06-17-03	

LCS ID / Amt. Added (ml, g): 0.2 ml (22696, 22697, 22698)	HNO3(1+1) ID: GP-057-159-03
Spiking ID / Amt Added (ml): 0.2 ml (22696, 22697, 22698)	HNO3(conc) ID: GP-057-002-14
	HCl(conc) ID: GP-057-002-04
Temperature, C: 94°C	HCl(1+1) ID: –
	Peroxide ID: GP-057-002-17

GPL Laboratories, LLLP

Document Control No: GP_M_119

Metals Preparation & Sample Description Log

Date: 06-16-03 Prep: 200.7 / 3005A / 3020A / 3050B / 3010A / ILC03.1 / ILM04.1 / ILM05.2 Batch No: 119 011

Analyst: MSI Comments: MOD BLOCK DIGESTION (SOIL)

Reviewed by: AD Date: 6/19/03 Spike Witness: KC Prep. Seq: 60890

	GPL Work Order No.	Sample	Frac	SIZE mL (g)	Final Vol. (mL)	Matrix S, W Other	Color Before R, Bl, Y, G, O, V, W, Colorless, Br, Grey, Bk.	Color After	Clarity Before or Soil Texture	Clarity After Clear, Cloudy, Opaque	Soil Artifacts or Water pH
1	BLK	011		1.00	100	S				Clear	✓
2	BKS	011		1.00							✓
3	306082	017	-017-½	1.24		Soil	Brown	Yellow	Medium		
4		DUP		1.37							
5		SPK		1.46							
6		022	-022-½	1.24							
7		023	-023-½	1.27							
8		024	-024-½	1.19							
9		025	-025-½	1.27							
10		026	-026-½	1.34							
11		027	-027-½	1.28							
12		028	-028-½	1.22							
13		029	-029-½	1.29							
14		030	-030-½	1.37							
15		031	-031-½	1.28							
16		032	-032-½	1.22							
17		033	-033-½	1.29							
18		034	-034-½	1.21							
19		035	-035-½	1.25							
20		036	-036-½	1.23							
21		037	-037-½	1.25							
22		038	-038-½	1.24							
23		039	-039-½	1.24						MI	06-16-03
24		040	-040-½	1.30							

LCS ID / Amt. Added (ml , g): 0.9 ml (22696, 22697, 22698)

Spiking ID / Amt Added (ml): 0.8 ml (22696, 22697, 22698)

Temperature, C: 94°C

HNO3(1+1) ID: GP-057-019-03

HNO3(conc) ID: GP-057-007-14

HCl(conc) ID: GP-057-007-04

HCl(1+1) ID: –

Peroxide ID: GP-057-007-12

PERCENT SOLIDS DETERMINATION LOG

Method Title: %Solids
Method Reference: OLM04.2 / ASTM D2216

Analyst: RAS
Reviewed By / Date: _____

Analytical Balance ID: Mettler AE 240 #61102
Drying Oven Temp Maintained at 103-105C:
Time In (Oven): 2:30pm Temp 105°C Date: 6-19-03
Time Out (Oven): 10:30 A.M. Temp 105°C Date: 6-20-03
Dessicator Temp: 21°C Dessicator % Humidity (<20%): 14%

W.O.#	Frac.	Client ID	Weight of Dish	Weight of wet Sample + Dish	Weight of dry Sample +Dish	DUP RPD <15%
306082	001	OVS-CTA-1B-110-(180/140)	1.2550	10.4520	8.6335	
	002	OVS-CTA-1B-110-(120/140)	1.2560	10.8960	8.6106	
	003	OVS-CTA-1B-110-(200/140)	1.2660	10.0370	7.5984	
	004	OVS-CTA-1B-110-(140/140)	1.2533	10.2377	7.5210	
	005	OVS-CTA-1B-110-(1	0.9697	10.3250	8.4465	
	006	OVS-CTA-1B-110-(180/140)	1.2790	10.9130	8.7470	
	007	OVS-CTA-1B-110-(200/	1.2595	10.4206	8.0688	
	008	OVS-CTA-1B-110-(1 (100/60)	0.9846	10.7166	7.8510	
	009	OVS-CTA-1B-110-(1 (140)	0.9694	10.5930	8.6640	
	010	OVS-CTA-1B-110-(160/120)	1.2534	10.1660	7.6165	
	011	OVS-CTA-1B-110-(180/180)	1.2615	10.7840	7.5660	
dup	dup	dup	1.2804	10.7740	7.5910	0.3%
	012	OVS-CTA-1B-110-(140/120)	1.2566	10.4582	8.3274	
	013	OVS-CTA-1B-110-(140/140)	1.2625	10.6810	8.1780	
	014	OVS-CTA-1B-110-(1	0.9654	10.4210	7.2382	
	015	OVS-CTA-1B-110-(1	0.9700	10.8380	8.2170	
	016	OVS-CTA-1B-110-(1	0.9680	10.0850	6.7580	
	017	OVS-CTA-1B-110-(180/180)	1.2627	10.3900	6.9443	
dup	dup	dup	1.2750	10.4184	6.7060	4.0%
	018	OVS-CTA-1B-110-(120/	1.2540	10.0500	7.8174	
	019	OVS-CTA-1B-110-(8/100)	0.9665	10.1500	6.6900	
	020	OVS-CTA-1B-110-(60/140)	0.9822	10.1500	7.3610	
	021	OVS-CTA-1B-110-(120/160)	1.2870	10.1950	7.4843	
	022	OVS-CTA-1B-110-(160/80)	1.2630	10.3502	8.5500	
	023	OVS-CTA-1B-110-(120/	1.2666	10.1500	8.0810	
	024	OVS-CTA-1B-110-(120/	1.2640	10.6443	8.5045	
	025	OVS-CTA-1B-110-(180/100) (40/160)	1.2560	10.0183	7.4620	
	026	OVS-CTA-1B-110-(80/160)	1.2740	10.0800	7.8373	
	027	OVS-CTA-1B-110-(120/180)	1.2740	10.1660	7.6782	

Comments: _____

PERCENT SOLIDS DETERMINATION LOG

Method Title: %Solids
Method Reference: OLMO4.2 / ASTM D2216

Analyst: RCS
Reviewed By / Date: _____

Analytical Balance ID: Mettler AE 240
Drying Oven Temp Maintained at 103-105C:
Time In (Oven): 2:30pm Temp 105°C Date: 6-19-03
Time Out (Oven): 10:30 AM Temp 105°C Date: 6-20-03
Dessicator Temp: 21°C Dessicator % Humidity (<20%): 14%

W.O.#	Frac.	Client ID	Weight of Dish	Weight of wet Sample + Dish	Weight of dry Sample +Dish	DUP RPD <15%
206082	028	OVS-CTA-1B-110-(60/80)	1.2734	10.7712	8.4211	
	029	OVS-CTA-1B-110-(80/160)	1.2810	10.5770	8.5811	
	030	OVS-CTA-1B-110-(60/80)	1.2610	10.1980	8.2740	
	031	OVS-CTA-1B-110-(60/80)	1.2562	10.0880	8.0520	
	032	OVS-CTA-1B-110-(40/80)	1.2715	10.0566	7.5180	
	033	OVS-CTA-1B-110-(140/160)	1.2500	10.8660	8.2163	
	034	OVS-CTA-1B-110-(160/160)	1.2570	10.4520	7.6726	
	035	OVS-CTA-1B-110-(180/160)	1.2733	10.7870	7.8140	
	036	OVS-CTA-1B-110-(100/160)	1.2703	10.4672	8.2550	
	037	OVS-CTA-1B-110-(160/100)	1.2600	10.0570	7.9413	
	038	OVS-CTA-1B-110-(80/100)	0.9830	10.1400	6.2790	
	039	OVS-CTA-1B-110-(160/140)	1.2670	10.2250	7.8535	
	040	OVS-CTA-1B-110-(120/140)	1.2800	10.7060	8.5821	
	041	OVS-CTA-1B-110-(100/140)	0.9820	10.0280	8.5953	
	042	OVS-CTA-1B-110-(80/100)	0.9790	10.7070	8.7090	
	043	OVS-CTA-1B-110-(140/140)	1.2730	10.6440	8.7682	
	044	OVS-CTA-1B-110-(60/60)	1.2604	10.1860	8.0623	
dup	dup	dup	1.2760	10.1510	7.8166	3.1%
	045	OVS-CTA-1B-110-(60/80)	1.2514	10.3878	8.7160	
	046	OVS-CTA-1B-110-(140/160)	1.2550	10.0810	8.5380	
	047	OVS-CTA-1B-110-(160/60)	1.2610	10.1100	8.4434	
	048	OVS-CTA-1B-110-(120/60)	1.2694	10.6902	10.0100	
	049	OVS-CTA-1B-110-(100/60)	1.2702	10.9200	6.5996	
	050	OVS-CTA-1B-110-(100/100)	1.2744	10.0590	8.2500	
	051	OVS-CTA-1B-110-(40/60)	1.2550	10.1450	8.0863	
	052	OVS-CTA-1B-110-(80/60)	1.2704	10.0980	7.7360	
	053	OVS-CTA-1B-110-(140/100)	1.2680	10.5933	8.7970	
	054	OVS-CTA-1B-110-(60/100)	1.2666	10.2928	8.3984	
	055	OVS-CTA-1B-110-(60/100)	1.2640	10.2890	8.3866	

Comments: _____

GPL Laboratories, LLLP *Document Control No: GP_W_208*

PERCENT SOLIDS DETERMINATION LOG

Method Title: %Solids
Method Reference: OLMO4.2 / ASTM D2216

Analyst: RAS
Reviewed By / Date: _____

Analytical Balance ID: Mettler AE 240
Drying Oven Temp Maintained at 103-105C:
Time In (Oven): 4:00 PM Temp 105°C Date: 6-19-03
Time Out (Oven): 10:30 AM Temp 105°C Date: 6-20-03
Dessicator Temp: 21°C Dessicator % Humidity (<20%): 14%

W.O.#	Frac.	Client ID	Weight of Dish	Weight of wet Sample + Dish	Weight of dry Sample +Dish	DUP RPD <15%
306082	056	OVS-CTA-1B-Lio (40,80)	1.2755	10.1540	8.2950	
	057	OVS-CTA-1B-Lio-(140,80)	1.2767	10.0370	7.4923	
	058	OVS-CTA-1B-Lio-(100,60)	1.2560	10.2200	8.7840	
	059	OVS-CTA-1B-Lio-(20,10)	1.2600	10.9180	8.4730	
dupl	dupl	dupl	1.2635	10.8820	8.4330	0.5%
	060	OVS-CTA-1B-Lio-(140,60)	1.2670	10.1480	8.3285	
	061	OVS-CTA-1B-Lio-(140,40)	1.2720	10.3114	8.2690	
	062	OVS-CTA-1B-Lio-(60,40)	1.2710	10.3402	7.8613	
	063	OVS-CTA-1B-Lio-(60,120)	0.9770	10.8710	7.7080	
	064	OVS-CTA-1B-Lio-(120,80)	1.2650	10.0420	7.4885	
	065	OVS-CTA-1B-Lio-(120,60)	1.2550	10.3906	8.6612	
	066	OVS-CTA-1B-Lio-(140,60)	1.2649	10.2916	8.1360	
	067	OVS-CTA-1B-Lio-(120,80)	1.2780	10.1560	8.2930	
	068	OVS-CTA-1B-Lio-(80,80)	1.2615	10.1090	8.0146	
	069	OVS-CTA-1B-Lio-(80,40)	1.2696	10.3736	6.9219	
	070	OVS-CTA-1B-Lio-(80,120)	1.2803	10.2660	8.1040	
	071	OVS-CTA-1B-Lio-(140,80)	1.2739	10.4640	8.7024	
	072	OVS-CTA-1B-Lio-(140,20)	1.2584	10.3970	8.4812	
	073	OVS-CTA-1B-Lio-Dup01	1.2590	10.4040	8.2300	
	074	OVS-CTA-1B-Lio-Dup02	1.2784	10.8773	8.1422	
	075	OVS-CTA-1B-Lio-Dup03	0.9812	10.7352	8.4270	
	076	OVS-CTA-1B-Lio-Dup04	1.2562	10.9770	9.0940	
dupl	076(dup)	dupl	0.9870	10.9720	8.9812	1.0%
306088	001	FD5352-SS60.5	0.9875	2.5170	2.2180	
	002	FD5352-SS64.0	1.2697	10.0824	8.7650	
	003	FD5352-SS66.0	1.2804	10.2200	9.1180	
	004	FD5352-SS68.0	0.9817	10.7750	10.1810	
	005	FD5352-SS61.0	0.9862	10.2530	9.5030	
	006	FD5352-SS61.0	0.9920	10.5120	9.5590	

Comments: ~~At~~ 306088 (001) ⇒ That was all the samples that were left in the jar.

GPL LABORATORIES, LLP
ANALYTICAL RESULTS

Project Name : Spring Valley OU-5

Date Printed: June 20, 2003

GPL ID	Client ID
306083-001-001-1/1	OU5-CTA-1B-L10-EB01
306083-002-002-1/1	OU5-CTA-1B-L10-EB02
306083-003-003-1/1	OU5-CTA-1B-L10-EB03
306083-004-004-1/1	OU5-CTA-1B-L10-EB04

11 SPL
FDUP = 6
EBWCS = 6
MSD_OU5-CSB-6-93160WinP (40,60)
" " -(40,2
" " -(180,100)
" " -(180,50)
" " -(60,60)
" " -(20,100)
OU5-CTA-18-010
6

EBWCS clean

GPL *Laboratories*

CASE NARRATIVE

CLIENT: PARSONS ENGINEERING SCIENCE
PROJECT/SITE: SPRING VALLEY OU-5
REVIEW DATE: 06/23/03
WORK ORDER(S): 306083

The Case Narrative, Chain of Custody, Sample Receipt Checklist, and the cover page of the Sample Analysis Report, are integral parts of GPL Laboratories' report package. If you did not receive all of these documents, please contact GPL immediately.

Sample Receipt

Four water samples were received on 06/11/2003. The samples were delivered by GPL courier. Sample receipt conditions and temperatures are documented on the Sample Receipt Checklist.

Sample Analysis

Samples were prepared and analyzed by GPL using the analytical methodologies indicated on the Sample Analysis Summary Report. In some chromatographic analyses, manual integration is used instead of automated integration because it produces more accurate results. All manual integrations are denoted on the sample quantitation report as "m". Analysis results and limits for soil are reported on a dry weight basis unless otherwise specified on the report.

Metals

1. Four water samples were analyzed for arsenic by EPA SW846 methods.
2. A matrix spike, duplicate, and serial dilution were performed on the batch sample 306053-006. They were within the control limits.
3. Calibration standards are verified against independent check standards purchased from a commercial vendor of environmental standards.
4. All GPL QA/QC criteria were met.

Project Manager

Laboratory Director

GPL LABORATORIES, LLLP

Summary of Analytical Results

Client ID: OU5-CTA-1B-L10-EB01
GPL ID: 306083-001-001-1/1
Matrix: WATER
Date Collected: 06/11/2003
Date Received: 06/11/2003

Prep Method: SW3010A
Prep Date: 06/16/2003
Prep Time: 00:00
Prep Batch: 60886

Analytical Method: SW6010B
Date Analyzed: 06/17/2003
Time Analyzed: 19:18
Analysis Batch: 14834

Parameter	Result	Rep Limit	Units	Qualifier	D.F.
Arsenic	BQL	20	ug/L	U	1

GPL LABORATORIES, LLLP

Summary of Analytical Results

Client ID: OU5-CTA-1B-L10-EB02
GPL ID: 306083-002-002-1/1
Matrix: WATER
Date Collected: 06/11/2003
Date Received: 06/11/2003

Prep Method: SW3010A
Prep Date: 06/16/2003
Prep Time: 00:00
Prep Batch: 60886

Analytical Method: SW6010B
Date Analyzed: 06/17/2003
Time Analyzed: 19:26
Analysis Batch: 14834

Parameter	Result	Rep Limit	Units	Qualifier	D.F.
Arsenic	BQL	20	ug/L	U	1

GPL LABORATORIES, LLLP

Summary of Analytical Results

Client ID: OU5-CTA-1B-L10-EB03
GPL ID: 306083-003-003-1/1
Matrix: WATER
Date Collected: 06/11/2003
Date Received: 06/11/2003

Prep Method: SW3010A
Prep Date: 06/16/2003
Prep Time: 00:00
Prep Batch: 60886

Analytical Method: SW6010B
Date Analyzed: 06/17/2003
Time Analyzed: 19:34
Analysis Batch: 14834

Parameter	Result	Rep Limit	Units	Qualifier	D.F.
Arsenic	BQL	20	ug/L	U	1

GPL LABORATORIES, LLLP

Summary of Analytical Results

Client ID: OU5-CTA-1B-L10-EB04
GPL ID: 306083-004-004-1/1
Matrix: WATER
Date Collected: 06/11/2003
Date Received: 06/11/2003

Prep Method: SW3010A
Prep Date: 06/16/2003
Prep Time: 00:00
Prep Batch: 60886

Analytical Method: SW6010B
Date Analyzed: 06/17/2003
Time Analyzed: 19:41
Analysis Batch: 14834

Parameter	Result	Rep Limit	Units	Qualifier	D.F.
Arsenic	BQL	20	ug/L	U	1

GPL LABORATORIES, LLLP

Qualifier Definitions

U = Indicates that the compound was analyzed for but not detected at or above the reporting limit

Organics:

B = Indicates that the analyte was found in the associated blank as well as in the sample

D = Indicates that the analyte was reported from a diluted analysis

E = Indicates that the concentration detected exceeded the calibration range of the instrument

J = Value is less than the reporting limits but greater than the MDL

P = Indicates that there is greater than 25% difference for detected pesticide/Aroclor results between the two GC columns

Metals:

B = Indicates that the reported value was less than the reporting limit but greater than or equal to the IDL/MDL

E = Indicates that reported value is estimated because of the possible presence of interference (i.e., the serial dilution not within control limits)

H = Indicates that the element was found in the associated blank as well as in the sample and the value is greater than or equal to the reporting limit

N = Spiked sample recovery not within control limits

* = Duplicate analysis not within control limits

GPL Laboratories

GPL LABORATORIES
202 Perry Parkway
Gaithersburg, MD 20877
(301) 926-8802

CHAIN OF CUSTODY

DATE: 6/11/2003

COC #:

PAGE: 6 OF 6

GPL Project Manager:	D. Griffith	Parsons Project Contact:	Thomas Bachorchin	Site:	OU5 Expanded Sampling	Disposal Instructions:	LAB
Project Name:	Spring Valley	Phone Number:	(703) 934-2345	Address	Fed.Property, 5201 Littlefalls Rd	Shipment Method:	COURIER
Project Number:	740144	Purchase Order No.:			Washington, DC 20016	Waybill Number	NA

Comments: H=Hold Analysis Request X=Analyze

REGULAR TURNAROUND TIME

Preservatives and Containers: 4 oz; 500 mL HNO_3

Methods for Analysis: Arsenic (SW846 3050B/6010B); Arsenic (SW846 3050B/6010B)

RUSH

Sample Information

No.	LAB Sample ID	Date Sampled	Time Sampled	Matrix	Sampler's Initials	Arsenic (SW846 3050B/6010B)	Arsenic (SW846 3050B/6010B)	QC (MS/MSD)	TOTAL BOTTLES
76	OU5-CTA-1B-L10-DUP04	6/11/2003	1200	SOIL	EC, TP	X			1
77	OU5-CTA-1B-L10-EB01	6/11/2003	0905	SOIL	EC, TP		X		1
78	OU5-CTA-1B-L10-EB02	6/11/2003	1005	SOIL	EC, TP		X		1
79	OU5-CTA-1B-L10-EB03	6/11/2003	1105	SOIL	EC, TP		X		1
80	OU5-CTA-1B-L10-EB04	6/11/2003	1205	SOIL	EC, TP		X		1

Relinquished By: ERIC CHENG	Date: 6/11/2003	Time: 1600
Received By:	Date: 6/11/03	Time: (600)
Relinquished By:	Date:	Time:
Received By:	Date:	Time:
Received By (LAB):	Date:	Time:

For Lab Use

GPL WORK ORDER #: 306083

GPL Laboratories, LLLP

Sample Preservation Check Documentation Form

Work Order: 306083

Parameter:	Metals	Phenol	TPH O&G	Classical Parameters	Cyanide	Sulfide	Radiology	Other
Preservative: pH Value	HN03 <2	H2SO4 <2	H2SO4 <2	H2SO4 <2	NaOH >12	NaOH >9	H2SO4 <2	Preservations
Client ID								
005-CTA-1B-L10-EB01	<2							
005-CTA-1B-L10-EB02	<2							
005-CTA-1B-L10-EB03	<2							
005-CTA-1B-L10-EB04	<2							

Sample Preservation Check Performed By: [illegible] Date: [illegible] 6/12/03

GPL Laboratories, LLLP

Figure 1
SAMPLE RECEIPT CHECKLIST

W.O. No: 306083

Client Name: Parsons ES

Date Received: 6/11/03

Time Received: 1600

Received By: Debbie

Carrier Name: GPL

Prepared (Logged In) By: L 6/12/03 (Initials Date)

Project:

Site:

VOA Holding Blank I.D. No:

	YES	NO
Airbill/Manifest Present?		✓
No.		
Shipping Container in Good Condition?	✓	
Custody Seals Present on Shipping Container?		✓
Condition: Broken ____ Intact-not dated or signed ____ Intact-dated and signed ____		
Usage of Tamper Evident Type		✓
Chain-of-Custody Present?	✓	
Chain-of-Custody Agrees with Sample Labels?	✓	
Chain-of-Custody Signed?	✓	
Packing Present in Shipping Container? Type of Packing ____		✓
Custody seals on Sample Bottles? Condition: Good ____ Broken ____		✓
Total Number of Sample Bottles 4		
Total Number of Samples 4		
Samples Intact?	✓	
Sufficient Sample Volume for Indicated Test?	✓	

	YES	NO
Trip Blanks: No. of Sets ____		✓
Field Blanks: No. of Sets ____		✓
Equip. Blank: No. of Sets ____		✓
Field Duplicate: No. of Sets ____		✓
MS/MSD: No of Sets ____		✓
VOA Vials Have Zero Headspace?		✓
Preservatives Added to Sample?	✓	
pH Check Required?	✓	
Performed By? L	✓	
Ice Present In Shipping Container?	✓	

Container #	Temp.	Container #	Temp.
1	3.0		

Project Manager Contacted?
Name: Debbie
Date Contacted: 6/12/03

Any NO response must be detailed in the comments section below. If items are not applicable to particular samples or contracts, they should be marked N/A/

COMMENTS:

Checklist Completed By: L

Date: 6/12/03

SOP No: F.2V11

GPL - Maryland Laboratory

Cover Page - Inorganic Analysis Data Package

SDG: 306083

Client ID	Lab Sample ID:
OBDA-1-060903	D 306053-006-065-1/3
OBDA-1-060903	S 306053-006-065-1/3
OBDA-1-060903	SP306053-006-065-1/3
OU5-CTA-1B-L10-EB01	S 306083-001-001-1/1
OU5-CTA-1B-L10-EB02	S 306083-002-002-1/1
OU5-CTA-1B-L10-EB03	S 306083-003-003-1/1
OU5-CTA-1B-L10-EB04	S 306083-004-004-1/1

Comments:

I certify that this data package is in compliance with the terms and conditions of the contract, both technically and for completeness, for other than conditions detailed above. Release of the data combined in this hardcopy data package and in the computer-readable data submitted on diskette has been authorized by the Laboratory Manager or the Manager's designee, as verified by the following signature.

Signature: Steve Dill Name: Steve Dill

Date: 6-20-07 Title: Metals Supervisor

GPL - Maryland Laboratory

Metals Data Reporting Form

Sample Results SDG: 306083

Lab Sample ID: S 306083-001-001-1/1 **Client ID:** OU5-CTA-1B-L10-EB01

Matrix: Water **Units:** ug/L **Prep Date:** 6/16/03 **Prep Batch:** 60886

Weight: 100.00 **Volume:** 100 **Percent Moisture:** NA

Element	WL/ Mass	IDL	Report Limit	Conc	Q	DF	Instr	Anal Date	Anal Time
Arsenic	189.04	4.9	20.0	4.9	U	1	ICPST	6/17/03	19:18

Comments: Sample Date: 06/11/03 Sample Time: 09:05 AM Color(Before): COLORLESS Color(After): COLORLESS
Clarity(Before): CLEAR Clarity(After): CLEAR

E Serial dilution percent difference not within limits
U Result is less than the IDL

Form 1 Equivalent

GPL - Maryland Laboratory

Metals Data Reporting Form

Sample Results **SDG:** 306083

Lab Sample ID: S 306083-002-002-1/1 **Client ID:** OU5-CTA-1B-L10-EB02

Matrix: Water **Units:** ug/L **Prep Date:** 6/16/03 **Prep Batch:** 60886

Weight: 100.00 **Volume:** 100 **Percent Moisture:** NA

Element	WL/ Mass	IDL	Report Limit	Conc	Q	DF	Instr	Anal Date	Anal Time
Arsenic	189.04	4.9	20.0	4.9	U	1	ICPST	6/17/03	19:26

Comments: Sample Date: 06/11/03 Sample Time: 10:05 AM Color(Before): COLORLESS Color(After): COLORLESS
Clarity(Before): CLEAR Clarity(After): CLEAR

E Serial dilution percent difference not within limits
U Result is less than the IDL

Form 1 Equivalent

GPL - Maryland Laboratory

Metals Data Reporting Form

Sample Results SDG: 306083

Lab Sample ID: S 306083-003-003-1/1 **Client ID:** OU5-CTA-1B-L10-EB03

Matrix: Water **Units:** ug/L **Prep Date:** 6/16/03 **Prep Batch:** 60886

Weight: 100.00 **Volume:** 100 **Percent Moisture:** NA

Element	WL/ Mass	IDL	Report Limit	Conc	Q	DF	Instr	Anal Date	Anal Time
Arsenic	189.04	4.9	20.0	4.9	U	1	ICPST	6/17/03	19:34

Comments: Sample Date: 06/11/03 Sample Time: 11:05 AM Color(Before): COLORLESS Color(After): COLORLESS
Clarity(Before): CLEAR Clarity(After): CLEAR

E Serial dilution percent difference not within limits
U Result is less than the IDL

Form 1 Equivalent

GPL - Maryland Laboratory

Metals Data Reporting Form

Sample Results SDG: 306083

Lab Sample ID: S 306083-004-004-1/1 **Client ID:** OU5-CTA-1B-L10-EB04

Matrix: Water **Units:** ug/L **Prep Date:** 6/16/03 **Prep Batch:** 60886

Weight: 100.00 **Volume:** 100 **Percent Moisture:** NA

Element	WL/ Mass	IDL	Report Limit	Conc	Q	DF	Instr	Anal Date	Anal Time
Arsenic	189.04	4.9	20.0	4.9	U	1	ICPST	6/17/03	19:41

Comments: Sample Date: 06/11/03 Sample Time: 12:05 PM Color(Before): COLORLESS Color(After): COLORLESS
Clarity(Before): CLEAR Clarity(After): CLEAR

5.04.5

E Serial dilution percent difference not within limits

U Result is less than the IDL

Form 1 Equivalent

GPL - Maryland Laboratory

Metals Data Reporting Form

Initial Calibration Verification Standard SDG: 306083

Instrument: ICPST **Units:** ug/L

Chart Number: 030617V.ARC **Acceptable Range:** 90% - 110%

Standard Source: ABSOLUTE **Standard ID:**

Element	WL/ Mass	True Conc	IVICV 6/17/03 2:28 PM									
			Found	% Rec	Found	% Rec	Found	% Rec	Found	% Rec	Found	% Rec
Arsenic	189.042	400.0	413.12	103.3								

Form 2A Equivalent

GPL - Maryland Laboratory

Metals Data Reporting Form

Continuing Calibration Verification **SDG:** 306083

Instrument: ICPST **Units:** ug/L

Chart Number: 030617V.ARC **Acceptable Range:** 90% - 110%

Standard Source: HIGH PURITY **Standard ID:**

Element	WL/ Mass	True Conc	CVCCV 6/17/03 2:42 PM		CVCCV3 6/17/03 3:48 PM		CVCCV3 6/17/03 5:30 PM		CVCCV3 6/17/03 7:03 PM		CVCCV4 6/17/03 8:35 PM	
			Found	% Rec	Found	% Rec	Found	% Rec	Found	% Rec	Found	% Rec
Arsenic	189.042	500.0	494.37	98.9	503.25	100.7	498.34	99.7	501.26	100.3	507.61	101.5

GPL - Maryland Laboratory

Metals Data Reporting Form

Contract Required Detection Limit Standard **SDG:** 306083

Instrument: ICPST **Units:** ug/L

Chart Number: 030617V.ARC **Acceptable Range:** 50% - 150%

Standard Source: HIGH PURITY **Standard ID:** REPORTING LIMIT

Element	WL/ Mass	True Conc	REPORT LIMIT 6/17/03 2:57 PM Found	% Rec	Found	% Rec	Found	% Rec	Found	% Rec	Found	% Rec
Arsenic	189.042	20.0	19.80	99.0								

GPL - Maryland Laboratory

Metals Data Reporting Form

Initial Calibration Blank Results **SDG:** 306083

Instrument: ICPST **Units:** ug/L

Chart Number: 030617V.ARC

Standard Source: _____ **Standard ID:** _____

Element	WL/ Mass	Report Limit	BIICB 6/17/03 2:35 PM Found	Q	Found	Q	Found	Q	Found	Q	Found	Q
Arsenic	189.042	20	4.9	U								

U Result is less than the IDL
B Result is between IDL and RL

Form 3 Equivalent

GPL - Maryland Laboratory

Metals Data Reporting Form

Preparation Blank Results **SDG:** 306083

Lab Sample ID: BLK60886

Matrix: Water **Units:** ug/L **Prep Date:** 6/16/03 **Prep Batch:** 60886

Weight: 100.00 **Volume:** 100 **Percent Moisture:** NA

Element	WL/ Mass	IDL	Report Limit	Conc	Q	DF	Instr	Anal Date	Anal Time
Arsenic	189.042	4.9	20.0	4.9	U	1	ICPST	6/17/03	16:07

Comments: Color(Before): COLORLESS Color(After): COLORLESS Clarity(Before): CLEAR Clarity(After): CLEAR
Texture: FINE

U Result is less than the IDL

Form 3 Equivalent

GPL - Maryland Laboratory

Metals Data Reporting Form

Continuing Calibration Blank Result **SDG:** 306083

Instrument: ICPST **Units:** ug/L

Chart Number: 030617V.ARC

Standard Source: _____ **Standard ID:** _____

Element	WL/ Mass	Report Limit	BCCCB 6/17/03 2:49 PM		BCCCB3 6/17/03 3:56 PM		BCCCB3 6/17/03 5:37 PM		BCCCB3 6/17/03 7:10 PM		BCCCB4 6/17/03 8:43 PM	
			Found	Q	Found	Q	Found	Q	Found	Q	Found	Q
Arsenic	189.042	20	4.9	U	4.9	U	4.9	U	4.9	U	4.9	U

U Result is less than the IDL
B Result is between IDL and RL

Form 3 Equivalent

GPL - Maryland Laboratory

Metals Data Reporting Form

Interference Check Standard A **SDG:** 306083

Instrument: ICPST **Units:** ug/L

Chart Number: 030617V.ARC **Acceptable Range:** 80% - 120%

Standard Source: HIGH PURITY **Standard ID:**

Element	WL/ Mass	Reporting Limit	True Conc	IAICSAI 6/17/03 3:11 PM Found	Found	Found	Found	Found
Arsenic	189.042	20		4				

U Result is less than the IDL
B Result is between IDL and RL

Form 4 Equivalent

GPL - Maryland Laboratory

Metals Data Reporting Form

Interference Check Standard AB **SDG:** 306083

Instrument: ICPST **Units:** ug/L

Chart Number: 030617V.ARC **Acceptable Range:** 80% - 120%

Standard Source: HIGH PURITY **Standard ID:**

Element	WL/ Mass	True Conc	IBICSABI 6/17/03 3:18 PM Found	% Rec	Found	% Rec	Found	% Rec	Found	% Rec	Found	% Rec
Arsenic	189.042	100	98.2	98.2								

NC Percent recovery was not calculated
U Result is less than the IDL
B Result is between IDL and RL

Form 4 Equivalent

GPL - Maryland Laboratory

Metals Data Reporting Form

Matrix Spike Sample Results **SDG:** 306083

Spike Sample ID: SP306053-006-065-1/3

Original Sample ID: S 306053-006-065-1/3 **Client ID:** OBDA-1-060903

Matrix: Water **Units:** ug/L **Prep Date:** 6/16/03 **Prep Batch:** 60886

Weight: 100.00 **Volume:** 100 **Percent Moisture:** NA

Element	WL/ Mass	OS Conc	Q	MS Conc	Q	Spike Level	% Rec	OS DF	MS DF	Instr	OS Anal Date	OS Anal Time	MS Anal Date	MS Anal Time
Arsenic	189.0	4.9	U	52.6		50	105.1	1	1	ICPST	6/17/03	17:07	6/17/03	17:22

Comments: Sample Date: 06/09/03 Sample Time: 10:15 AM Color(Before): COLORLESS Color(After): COLORLESS
Clarity(Before): CLEAR Clarity(After): CLEAR

5.04.5

NC Percent recovery was not calculated
* Duplicate analysis RPD was not within limits
E Serial dilution percent difference not within limits
U Result is less than the IDL

Form 5A Equivalent

GPL - Maryland Laboratory

Metals Data Reporting Form

Sample Duplicate RPD Report **SDG:** 306083

Duplicate Sample ID: D 306053-006-065-1/3

Original Sample ID: S 306053-006-065-1/3 **Client ID:** OBDA-1-060903

Matrix: Water **Units:** ug/L **Prep Date:** 6/16/03 **Prep Batch:** 60886

Weight: 100.00 **Volume:** 100 **Percent Moisture:** NA

Element	WL/ Mass	OS Conc	Q	Dupe Conc	Q	% RPD	OS DF	Dupe DF	Instr	OS Anal Date	OS Anal Time	Dupe Anal Date	Dupe Anal Time
Arsenic	189.042	4.9	U	4.9	U		1	1	ICPST	6/17/03	17:07	6/17/03	17:14

* Duplicate analysis RPD was not within limits

U Result is less than the IDL

B Result is between IDL and RL

Form 6 Equivalent

GPL - Maryland Laboratory

Metals Data Reporting Form

Laboratory Control Sample Results **SDG:** 306083

Lab Sample ID: BKS60886

Matrix: Water **Units:** ug/L **Prep Date:** 6/16/03 **Prep Batch:** 60886

Weight: 100.00 **Volume:** 100 **Percent Moisture:** NA

Element	WL/ Mass	Spike Level	Conc	Percent Recovery	Q	Range	DF	Instr	Anal Date	Anal Time
Arsenic	189.042	50.0	50.1	100.2		80-120	1	ICPST	6/17/03	16:15

Comments: Color(Before): COLORLESS Color(After): COLORLESS Clarity(Before): CLEAR Clarity(After): CLEAR

NC Percent recovery was not calculated
U Result is less than the IDL

Form 7 Equivalent

GPL - Maryland Laboratory

Metals Data Reporting Form

Serial Dilution RPD Report SDG: 306083

Serial Dilution Sample ID: SE306053-006-065-1/3

Original Sample ID: S 306053-006-065-1/3 **Client ID:** OBDA-1-060903

Matrix: Water **Units:** ug/L **Prep Date:** 6/16/03 **Prep Batch:** 60886

Weight: 100.00 **Volume:** 100 **Percent Moisture:** NA

Element	WL/ Mass	OS Conc	Q	Serial Dilution Conc	Q	Percent Diff	OS DF	Ser Dil DF	Instr	OS Anal Date	OS Anal Time	Ser Dil Anal Date	Ser Dil Anal Time
Arsenic	189.042	4.9	U	24.5	U		1	5	ICPST	6/17/03	17:07	6/17/03	17:53

Comments: Sample Date: 06/09/03 Sample Time: 10:15 AM Color(Before): COLORLESS Color(After): COLORLESS Clarity(B

E Serial dilution percent difference not within limits

U Result is less than the IDL

B Result is between IDL and RL

Form 9 Equivalent

ICP ANALYSIS LOG

Document Control No: GP_M_116

Instrument ID: Trace (375590) Inst. Method: TRACE V8 Nebulizer: Analytical Batch No: 030617 J

Profile: -0.0198 Intensity: 6163 At Setting: 297

Workorder	Project/SDG #	Prep. Seq.	Batch #	Matrix s/w/e	Prep. Date	Method	Comments / Dilution
306053	TETRA TECH	60886	008	W	6-16-03	6010	
306080	↓	↓	↓	↓	↓	↓	
306083	PARSONS						
306076	UXB			E			
306082	PARSONS	60888	010	S			
306082	↓	60916	015	↓	6-17-03		
306084	ACOE						
306079	PARSONS						

6-18-03

Source Solution Numbers				Post Digestion Spikes
Stds.	Number	Stds.	Number	Spike 9.9 mls of sample with 0.1 mls of 19542
S0	057-148-06	ICV	23179	Samples:
S1	23337	CCV	23367	306053-006-065-1/3
S2	23294	ICSA	23368	306082-011-011-1/1
S3	23029	ICSAB	23369	306082-059-059-1/1
S4	"	CRI	23295	~~306076-001-001-1/1~~ 6-18-03
S5	"	Low Ck	23042	
Ints	23339	LR	23180	

Analyst: Date: 6-18-03 Reviewed: Date: 6/19/03

GPL - Maryland Laboratory ICPST Analysis Log Data File: 039617V.ARC

Seq	Sample Name	Dil	Date	Time
1	STD0	1	6/17/03	12:54
2	STD1	1	6/17/03	14:02
3	STD2	1	6/17/03	14:06
4	STD3	1	6/17/03	14:10
5	WCV	1	6/17/03	14:25
6	WCB	1	6/17/03	14:30
7	CVCCV	1	6/17/03	14:42
8	CCCB	1	6/17/03	14:46
9	REPORT LIMIT	1	6/17/03	14:57
10	CRCR	1	6/17/03	15:04
11	WCBA	1	6/17/03	15:11
12	WCAB	1	6/17/03	15:18
13	[illegible]	1	6/17/03	15:22
14	IR	1	6/17/03	15:40
15	CVCCV3	1	6/17/03	15:44
16	CCCB8	1	6/17/03	15:50
17	[illegible]	1	6/17/03	15:57
18	[illegible]	1	6/17/03	16:12
19	[illegible]	1	6/17/03	16:23
20	[illegible]	1	6/17/03	16:30
21	[illegible]	1	6/17/03	16:36
22	[illegible]	1	6/17/03	16:44
23	[illegible]	1	6/17/03	16:50
24	[illegible]	1	6/17/03	17:00
25	[illegible]	1	6/17/03	17:14
26	[illegible]	1	6/17/03	17:22
27	CVCCV3	1	6/17/03	17:30
28	CCCB3	1	6/17/03	17:36
29	[illegible]	1	6/17/03	17:45
30	[illegible]	1	6/17/03	17:53

Seq	Sample Name	Dil	Date	Time
31	[illegible]	1	6/17/03	19:01
32	[illegible]	1	6/17/03	19:08
33	[illegible]	1	6/17/03	19:14
34	[illegible]	1	6/17/03	19:21
35	[illegible]	1	6/17/03	19:27
36	[illegible]	1	6/17/03	19:34
37	[illegible]	1	6/17/03	19:40
38	[illegible]	1	6/17/03	19:47
39	[illegible]	1	6/17/03	19:53
40	[illegible]	1	6/17/03	19:59
41	[illegible]	1	6/17/03	20:06
42	[illegible]	1	6/17/03	20:12
43	[illegible]	1	6/17/03	20:20
44	[illegible]	1	6/17/03	20:26
45	[illegible]	1	6/17/03	20:32
46	[illegible]	1	6/17/03	20:43
47	[illegible]	1	6/17/03	20:51
48	[illegible]	1	6/17/03	20:58
49	[illegible]	1	6/17/03	21:06
50	[illegible]	1	6/17/03	21:14
51	[illegible]	1	6/17/03	21:22
52	[illegible]	1	6/17/03	21:30
53	[illegible]	1	6/17/03	21:37
54	[illegible]	1	6/17/03	21:45

Seq	Sample Name	Dil	Date	Time
55	[illegible]	1	6/17/03	21:52
56	[illegible]	1	6/17/03	22:01
57	[illegible]	1	6/17/03	22:08
58	[illegible]	1	6/17/03	22:16
59	[illegible]	1	6/17/03	22:24
60	[illegible]	1	6/17/03	22:32
61	[illegible]	1	6/17/03	22:39
62	[illegible]	1	6/17/03	22:47
63	[illegible]	1	6/17/03	22:54
64	[illegible]	1	6/17/03	23:03
65	[illegible]	1	6/17/03	23:10
66	[illegible]	1	6/17/03	23:18
67	[illegible]	1	6/17/03	23:25
68	[illegible]	1	6/17/03	23:34
69	[illegible]	1	6/17/03	23:41
70	[illegible]	1	6/17/03	23:49
71	[illegible]	1	6/17/03	23:57
72	[illegible]	1	6/18/03	0:05
73	[illegible]	1	6/18/03	0:12
74	[illegible]	1	6/18/03	0:20
75	[illegible]	1	6/18/03	0:28
76	[illegible]	1	6/18/03	0:36
77	[illegible]	1	6/18/03	0:43
78	[illegible]	1	6/18/03	0:51
79	[illegible]	1	6/18/03	0:59
80	[illegible]	1	6/18/03	1:07
81	[illegible]	1	6/18/03	1:14
82	[illegible]	1	6/18/03	1:22
83	[illegible]	1	6/18/03	1:30
84	[illegible]	1	6/18/03	1:38

Seq	Sample Name	Dil	Date	Time
85	[illegible]	1	6/18/03	1:45
86	[illegible]	1	6/18/03	1:53
87	[illegible]	1	6/18/03	2:01
88	[illegible]	1	6/18/03	2:09
89	[illegible]	1	6/18/03	2:16
90	[illegible]	1	6/18/03	2:24
91	[illegible]	1	6/18/03	2:32
92	[illegible]	1	6/18/03	2:40
93	[illegible]	1	6/18/03	2:47
94	[illegible]	1	6/18/03	2:55
95	[illegible]	1	6/18/03	3:03
96	[illegible]	1	6/18/03	3:11
97	[illegible]	1	6/18/03	3:18
98	[illegible]	1	6/18/03	3:26
99	[illegible]	1	6/18/03	3:34
100	[illegible]	1	6/18/03	3:42
101	[illegible]	1	6/18/03	3:49
102	[illegible]	1	6/18/03	3:57
103	[illegible]	1	6/18/03	4:05
104	[illegible]	1	6/18/03	4:13
105	[illegible]	1	6/18/03	4:20
106	[illegible]	1	6/18/03	4:28
107	[illegible]	1	6/18/03	4:36
108	[illegible]	1	6/18/03	4:44
109	[illegible]	1	6/18/03	4:51
110	[illegible]	1	6/18/03	4:59
111	[illegible]	1	6/18/03	5:07
112	[illegible]	1	6/18/03	5:15
113	[illegible]	1	6/18/03	5:22
114	[illegible]	1	6/18/03	5:30

Seq	Sample Name	Dil	Date	Time

Analyst Signature: Date: 6-18-03 Analyst Signature: Date:

Sample Dilutions:

306082-062-062-1 / 1:2x For Pb - at slop Reco

306053-003-062-1 / 1:5x For Mn

GPL Laboratories, LLLP — *Document Control No: GP_M_119*

Metals Preparation & Sample Description Log

Page 1 of 2

Date: 06-16-03 Prep: 200.7 / 3005A / 3020A / 3050B / 3010A / ILC03.1 / ILM04.1 / ILM05.2 Batch No: 119 008

Analyst: MSS Comments: HOT PLATE DIGESTION (Water, Extr.)

WO No 306076-001 = 25 ML Sample + 25 ML Nitric + DI Water ~~[illegible]~~ (1000 ML)

Reviewed by: [illegible] Date: 6/17/03 Spike Witness: KC Prep. Seq: 60886

	GPL Work Order No.	Sample	Frac	SIZE (mL) (g)	Final Vol. (mL)	Matrix S, W Other	Color Before R, Bl, Y, G, O, V, W, Colorless, Br, Grey, Bk.	Color After	Clarity Before or Soil Texture	Clarity After Clear, Cloudy, Opaque	Soil Artifacts or Water pH
1	BLK	008		100	100	Water	Colorless	Colorless	Clear	Clear	6.2
2	BKS	008									
3	306053	001	-060-½								
4		002	-061-½								
5		003	-062-½								
6		004	-063-½								
7		005	-064-½								
8		006	-065-½								
9		DUP									
10		SPK									
11		007	-066-½								
12		008	-067-½								
13		009	-068-½								
14	306080	001	-022-½								
15		002	-023-½								
16		003	-024-½								
17		004	-025-½								
18		005	-026-½								
19	306083	001	-001-½								
20		002	-002-½								
21		003	-003-½								
22		004	-004-½								
23	306076	001	-001-½			Extr.				MA 06-16-03	
24		DUP									

LCS ID / Amt. Added (ml, g): 0.1 ml (22696, 22697, 22698)

Spiking ID / Amt Added (ml): 0.1 ml (22696, 22697, 22698)

Temperature, C: 95°C

HNO3(1+1) ID: —

HNO3(conc) ID: GP-057-002-14

HCl(conc) ID: —

HCl(1+1) ID: GP-057-151-08

Peroxide ID: —

Metals Preparation & Sample Description Log

Page 2 of 2

Date: 06-16-03 Prep: 200.7 / 3005A / 3020A / 3050B / 3010A / ILC03.1 / ILM04.1 / ILM05.2 Batch No: 119 008

Analyst: MU Comments: HOT PLATE DIGESTION (Water, Extr)

W.O NO 306076 - 001 = 25 ml Sample + 2 ml Nitric Acid + DI Water = 100 ml (1000 ml)

Reviewed by: AP Date: 6/17/03 Spike Witness: EL Prep. Seq: 60886

	GPL Work Order No.	Sample	Frac	SIZE (mL) (g)	Final Vol. (mL)	Matrix S, W Other	Color Before R, Bl, Y, G, O, V, W, Colorless, Br, Grey, Bk	Color After	Clarity Before or Soil Texture	Clarity After Clear, Cloudy, Opaque	Soil Artifacts or Water pH
1	306076	001 SPK	-001-A	100	100	Extr	colorless	colorless	clear	clear	—
2											
3											
4											
5											
6											
7											
8											
9											
10											
11											
12											
13											
14											
15											
16											
17											
18											
19											
20											
21											
22											
23											
24											

06-16-03

MU

LCS ID / Amt. Added (ml, g): 0.1 ml (22696, 22697, 22698)	HNO3(1+1) ID: —
Spiking ID / Amt Added (ml): 0.1 ml (22696, 22697, 22698)	HNO3(conc) ID: GP-057-007-14
	HCl(conc) ID: —
Temperature, C: 94°C	HCl(1+1) ID: GP-057-151-08
	Peroxide ID: —

GPL
Laboratories

CASE NARRATIVE

CLIENT: **PARSONS ENGINEERING SCIENCE**
PROJECT/SITE: **SPRING VALLEY OU-5**
WORK ORDER(S): 308187
REVIEW DATE: 10/6/03

The Case Narrative, Chain of Custody, Sample Receipt Checklist, and the cover page of the Sample Analysis Report, are integral parts of GPL Laboratories' report package. If you did not receive all of these documents, please contact GPL immediately.

Sample Receipt

Two soil samples were received on 08/26/2003. The samples were delivered by GPL courier. Sample receipt conditions and temperatures are documented on the Sample Receipt Checklist.

Sample Analysis

Samples were prepared and analyzed by GPL using the analytical methodologies indicated on the Sample Analysis Summary Report. In some chromatographic analyses, manual integration is used instead of automated integration because it produces more accurate results. All manual integrations are denoted on the sample quantitation report as "m". Analysis results and limits for soil are reported on a dry weight basis unless otherwise specified on the report.

Metals

1. Two soil samples were analyzed for arsenic by EPA SW846 methods.
2. A matrix spike, duplicate, and serial dilution were performed on the batch sample 308194-001. They were within the control limits.
3. Calibration standards are verified against independent check standards purchased from a commercial vendor of environmental standards.
4. All GPL QA/QC criteria were met.

Project Manager

Laboratory Director

GPL LABORATORIES, LLLP

Qualifier Definitions

U = Indicates that the compound was analyzed for but not detected at or above the reporting limit

Organics:

B = Indicates that the analyte was found in the associated blank as well as in the sample

D = Indicates that the analyte was reported from a diluted analysis

E = Indicates that the concentration detected exceeded the calibration range of the instrument

J = Value is less than the reporting limits but greater than the MDL

P = Indicates that there is greater than 25% difference for detected pesticide/Aroclor results between the two GC columns

Metals:

B = Indicates that the reported value was less than the reporting limit but greater than or equal to the IDL/MDL

E = Indicates that reported value is estimated because of the possible presence of interference (i.e., the serial dilution not within control limits)

H = Indicates that the element was found in the associated blank as well as in the sample and the value is greater than or equal to the reporting limit

N = Spiked sample recovery not within control limits

* = Duplicate analysis not within control limits

GPL LABORATORIES, LLP

202 Perry Parkway
Gaithersburg, MD 20877
(301) 926-6802
Fax (301) 840-1209

Contract #/Billing Reference: 740144.12

1 of 1 Pgs.

Project: Spring Valley OU-5
Client: Parsons
Send Results To: James Taylor
Address: 10521 Rosehaven St.
Fairfax VA. 22030
Phone: 703-591-7575

Sample ID#	Date Sampled	Time Sampled	Sample Matrix	Sampler's Initials	Arsenic	Lab Cooler No.	CLIENT COMMENTS
Turnaround Time					Normal		
# of Containers					1		
Container Type					4oz. glass		
Preservative Used					4oc		
Type of Analysis							
OU5-CSA-12-5104RP	8/26/03	1100	Soil	TP	X		
OU5-CSA-12-5101KP	8/26/03	1115	Soil	TP	X		

Relinquished By:	Date/Time	Received By:	Relinquished By:	Received for Laboratory By:	Date/Time
	8/26/03 1230				8/26/03 1230

Relinquished By:	Date/Time	Received By:	Date/Time	Shipper:	Airbill No.:

Relinquished By:	Date/Time	Received By:	Lab Comments:	Temp:
			Sample IDs changed per Client 8/27/03	2.0

G.P. W.O. 508187

GPL Laboratories, LLLP

SAMPLE RECEIPT CHECKLIST

W.O. No: 308187

Client Name: Parsons E&S

Date Received: 8/26/03

Time Received: 12:30

Received By: Debbie

Carrier Name: GPL

Prepared (Logged In) By: [illegible] 8/26/03 (Initials Date)

Project:

Site:

VOA Holding Blank I.D. No:

	YES	NO
Airbill/Manifest Present?		✓
No.		
Shipping Container in Good Condition?	✓	
Custody Seals Present on Shipping Container?		✓
Condition: Broken		
Intact-not dated or signed		
Intact-dated and signed		
Usage of Tamper Evident Type		✓
Chain-of-Custody Present?	✓	
Chain-of-Custody Agrees with Sample Labels?	✓	
Chain-of-Custody Signed?	✓	
Packing Present in Shipping Container?		✓
Type of Packing		
Custody seals on Sample Bottles?		✓
Condition: Good / Broken		
Total Number of Sample Bottles 2		
Total Number of Samples 2		
Samples Intact?	✓	
Sufficient Sample Volume for Indicated Test?	✓	

	YES	NO
Trip Blanks: No. of Sets		✓
Field Blanks: No. of Sets		✓
Equip. Blank: No. of Sets		✓
Field Duplicate: No. of Sets		✓
MS/MSD: No of Sets		✓
VOA Vials Have Zero Headspace?		✓
Preservatives Added to Sample?		✓
pH Check Required?		✓
Performed By?		✓
Ice Present in Shipping Container?	✓	

Container #	Temp.	Container #	Temp.
1	2.0		

Project Manager Contacted?
Name: Debbie
Date Contacted: 8/26/03

Any NO response must be detailed in the comments section below. If items are not applicable to particular samples or contracts, they should be marked N/A/

COMMENTS:

Checklist Completed By: [illegible]

Date: 8/26/03

GPL - Maryland Laboratory

Cover Page - Inorganic Analysis Data Package

SDG: 308187

Client ID	Lab Sample ID:
3F51Q4	D 308194-001-001-1/1
3F51Q4	S 308194-001-001-1/1
3F51Q4	SP308194-001-001-1/1
OU5-CSA-12-5104RP-1	S 308187-001-001-1/1
OU5-CSA-12-5104RP--2	S 308187-002-002-1/1

Comments:

I certify that this data package is in compliance with the terms and conditions of the contract, both technically and for completeness, for other than conditions detailed above. Release of the data combined in this hardcopy data package and in the computer-readable data submitted on diskette has been authorized by the Laboratory Manager or the Manager's designee, as verified by the following signature.

Signature: Steve Dill Name: Steve Dill

Date: 10-7-03 Title: Metals Supervisor

GPL - Maryland Laboratory

Metals Data Reporting Form

Sample Results **SDG:** 308187

Lab Sample ID: S 308187-001-001-1/1 **Client ID:** OU5-CSA-12-5104RP-1

Matrix: Soil **Units:** mg/kg **Prep Date:** 8/29/03 **Prep Batch:** 62275

Weight: 1.31 **Volume:** 100 **Percent Moisture:** 17.85

Element	WL/ Mass	IDL	Report Limit	Conc	Q	DF	Instr	Anal Date	Anal Time
Arsenic	189.04	0.25	1.9	7.1		1	ICPST	9/05/03	4:01

Comments: Sample Date: 08/26/03 Sample Time: 11:00 AM Color(Before): BROWN Color(After): YELLOW Clarity(After): CLEAR Texture: MEDIUM

U Result is less than the IDL
B Result is between IDL and RL

Form 1 Equivalent

GPL - Maryland Laboratory

Metals Data Reporting Form

Sample Results **SDG:** 308187

Lab Sample ID: S 308187-002-002-1/1 **Client ID:** OU5-CSA-12-5104RP--2

Matrix: Soil **Units:** mg/kg **Prep Date:** 8/29/03 **Prep Batch:** 62275

Weight: 1.30 **Volume:** 100 **Percent Moisture:** 20.57

Element	WL/ Mass	IDL	Report Limit	Conc	Q	DF	Instr	Anal Date	Anal Time
Arsenic	189.04	0.26	1.9	9.6		1	ICPST	9/05/03	4:09

Comments: Sample Date: 08/26/03 Sample Time: 11:15 AM Color(Before): BROWN Color(After): YELLOW Clarity(After): CLEAR Texture: MEDIUM

5.05.0

U Result is less than the IDL
B Result is between IDL and RL

Form 1 Equivalent

GPL - Maryland Laboratory

Metals Data Reporting Form

Initial Calibration Verification Standard **SDG:** 308187

Instrument: ICPST **Units:** ug/L

Chart Number: 030904.ARC **Acceptable Range:** 90% - 110%

Standard Source: HIGH PURITY **Standard ID:**

Element	WL/ Mass	True Conc	IVICV 9/04/03 2:09 PM									
			Found	% Rec	Found	% Rec	Found	% Rec	Found	% Rec	Found	% Rec
Arsenic	189.042	400.0	418.80	104.7								

GPL - Maryland Laboratory

Metals Data Reporting Form

Continuing Calibration Verification **SDG:** 308187

Instrument: ICPST **Units:** ug/L

Chart Number: 030904.ARC **Acceptable Range:** 90% - 110%

Standard Source: HIGH PURITY **Standard ID:**

Element	WL/ Mass	True Conc	CVCCV 9/04/03 2:24 PM		CVCCV3 9/04/03 4:05 PM		CVCCV3 9/04/03 5:44 PM		CVCCV3 9/04/03 7:23 PM		CVCCV4 9/04/03 9:00 PM	
			Found	% Rec	Found	% Rec	Found	% Rec	Found	% Rec	Found	% Rec
Arsenic	189.042	500.0	501.23	**100.2**	504.01	**100.8**	498.25	99.6	503.71	**100.7**	509.08	**101.8**

GPL - Maryland Laboratory

Metals Data Reporting Form

Continuing Calibration Verification **SDG:** 308187

Instrument: ICPST **Units:** ug/L

Chart Number: 030904.ARC **Acceptable Range:** 90% - 110%

Standard Source: HIGH PURITY **Standard ID:**

Element	WL/ Mass	True Conc	CVCCV4 9/04/03 10:37 PM		CVCCV4 9/05/03 12:15 AM		CVCCV5 9/05/03 1:52 AM		CVCCV5 9/05/03 3:29 AM		CVCCV5 9/05/03 4:48 AM	
			Found	% Rec	Found	% Rec	Found	% Rec	Found	% Rec	Found	% Rec
Arsenic	189.042	500.0	507.12	101.4	523.16	104.6	510.11	102.0	520.92	104.2	519.59	103.9

GPL - Maryland Laboratory

Metals Data Reporting Form

Contract Required Detection Limit Standard **SDG:** 308187

Instrument: ICPST **Units:** ug/L

Chart Number: 030904.ARC **Acceptable Range:** 80% - 120%

Standard Source: HIGH PURITY **Standard ID:**

Element	WL/ Mass	True Conc	EPORTING LIMI 9/04/03 2:40 PM Found	% Rec	Found	% Rec	Found	% Rec	Found	% Rec	Found	% Rec
Arsenic	189.042	20.0	19.47	97.4								

Form 2B Equivalent

GPL - Maryland Laboratory

Metals Data Reporting Form

Initial Calibration Blank Results **SDG:** 308187

Instrument: ICPST **Units:** ug/L

Chart Number: 030904.ARC

Standard Source: _____ **Standard ID:** _____

Element	WL/ Mass	Report Limit	BIICB 9/04/03 2:16 PM Found	Q	Found	Q	Found	Q	Found	Q	Found	Q
Arsenic	189.042	20	2.7	U								

U Result is less than the IDL
B Result is between IDL and RL

Form 3 Equivalent

GPL - Maryland Laboratory

Metals Data Reporting Form

Preparation Blank Results **SDG:** 308187

Lab Sample ID: BLK62275

Matrix: Soil **Units:** mg/kg **Prep Date:** 8/29/03 **Prep Batch:** 62275

Weight: 1.00 **Volume:** 100 **Percent Moisture:** NA

Element	WL/ Mass	IDL	Report Limit	Conc	Q	DF	Instr	Anal Date	Anal Time
Arsenic	189.042	0.27	2.0	0.27	U	1	ICPST	9/05/03	0:46

Comments: Clarity(After): CLEAR

5.05.0

U Result is less than the IDL
B Result is between IDL and RL

Form 3 Equivalent

GPL - Maryland Laboratory

Metals Data Reporting Form

Continuing Calibration Blank Results **SDG:** 308187

Instrument: ICPST **Units:** ug/L

Chart Number: 030904.ARC

Standard Source: _____ **Standard ID:** _____

Element	WL/ Mass	Report Limit	BCCCB 9/04/03 2:32 PM		BCCCB3 9/04/03 4:12 PM		BCCCB3 9/04/03 5:52 PM		BCCCB3 9/04/03 7:31 PM		BCCCB4 9/04/03 9:08 PM	
			Found	Q	Found	Q	Found	Q	Found	Q	Found	Q
Arsenic	189.042	20	2.7	U	2.7	U	2.7	U	2.7	U	2.7	U

U Result is less than the IDL
B Result is between IDL and RL

Form 3 Equivalent

GPL - Maryland Laboratory

Metals Data Reporting Form

Continuing Calibration Blank Results **SDG:** 308187

Instrument: ICPST **Units:** ug/L

Chart Number: 030904.ARC

Standard Source: _____ **Standard ID:** _____

Element	WL/ Mass	Report Limit	BCCCB4 9/04/03 10:45 PM		BCCCB4 9/05/03 12:22 AM		BCCCB5 9/05/03 2:00 AM		BCCCB5 9/05/03 3:37 AM		BCCCB5 9/05/03 4:56 AM	
			Found	Q	Found	Q	Found	Q	Found	Q	Found	Q
Arsenic	189.042	20	2.7	U	2.7	U	2.7	U	**3.1**	**B**	**3.2**	**B**

U Result is less than the IDL
B Result is between IDL and RL

Form 3 Equivalent

GPL - Maryland Laboratory

Metals Data Reporting Form

Interference Check Standard A **SDG:** 308187

Instrument: ICPST **Units:** ug/L

Chart Number: 030904.ARC **Acceptable Range:** 80% - 120%

Standard Source: HIGH PURITY **Standard ID:**

Element	WL/ Mass	Reporting Limit	True Conc	IAICSAI 9/04/03 3:38 PM Found	Found	Found	Found	Found
Arsenic	189.042	20		2				

U Result is less than the IDL

B Result is between IDL and RL

Form 4 Equivalent

GPL - Maryland Laboratory

Metals Data Reporting Form

Interference Check Standard AB **SDG:** 308187

Instrument: ICPST **Units:** ug/L

Chart Number: 030904.ARC **Acceptable Range:** 80% - 120%

Standard Source: HIGH PURITY **Standard ID:**

Element	WL/ Mass	True Conc.	IBICSABI 9/04/03 3:45 PM									
			Found	% Rec	Found	% Rec	Found	% Rec	Found	% Rec	Found	% Rec
Arsenic	189.042	100	96.5	96.5								

5.05.0

U Result is less than the IDL
B Result is between IDL and RL
N Spike recovery failed

Form 4 Equivalent

GPL - Maryland Laboratory

Metals Data Reporting Form

Matrix Spike Sample Results **SDG:** 308187

Spike Sample ID: SP308194-001-001-1/1

Original Sample ID: S 308194-001-001-1/1 **Client ID:** 3F51Q4

Matrix: Soil **Units:** mg/kg **Prep Date:** 8/29/03 **Prep Batch:** 62275

Weight: 1.44 **Volume:** 100 **Percent Moisture:** 30.98

Element	WL/ Mass	OS Conc	Q	MS Conc	Q	Spike Level	% Rec	OS DF	MS DF	Instr	OS Anal Date	OS Anal Time	MS Anal Date	MS Anal Time
Arsenic	189.0	3.9		13.6		10.061	96.1	1	1	ICPST	9/05/03	1:02	9/05/03	1:18

Comments: Sample Date: 08/19/03 Sample Time: 12:00 AM Color(Before): BROWN Color(After): YELLOW Clarity(After): CLEAR Texture: MEDIUM

5.05.0

U Result is less than the IDL
B Result is between IDL and RL
N Spike recovery failed
NC Percent recovery was not calculated

Form 5A Equivalent

GPL - Maryland Laboratory

Metals Data Reporting Form

Sample Duplicate RPD Report **SDG:** 308187

Duplicate Sample ID: D 308194-001-001-1/1

Original Sample ID: S 308194-001-001-1/1 **Client ID:** 3F51Q4

Matrix: Soil **Units:** mg/kg **Prep Date:** 8/29/03 **Prep Batch:** 62275

Weight: 1.40 **Volume:** 100 **Percent Moisture:** 30.98

Element	WL/ Mass	OS Conc	Q	Dupe Conc	Q	% RPD	OS DF	Dupe DF	Instr	OS Anal Date	OS Anal Time	Dupe Anal Date	Dupe Anal Time
Arsenic	189.042	3.9		3.6		8.4	1	1	ICPST	9/05/03	1:02	9/05/03	1:10

U Result is less than the IDL
B Result is between IDL and RL
* Duplicate analysis RPD was not within limits

Form 6 Equivalent

GPL - Maryland Laboratory

Metals Data Reporting Form

Laboratory Control Sample Results **SDG:** 308187

Lab Sample ID: BKS62275

Matrix: Soil **Units:** mg/kg **Prep Date:** 8/29/03 **Prep Batch:** 62275

Weight: 1.00 **Volume:** 100 **Percent Moisture:** NA

Element	WL/ Mass	Spike Level	Conc	Percent Recovery	Q	Range	DF	Instr	Anal Date	Anal Time
Arsenic	189.042	10.0	10.1	100.9		80-120	1	ICPST	9/05/03	0:54

Comments: Color(Before): BROWN Color(After): YELLOW Clarity(After): CLEAR Texture: MEDIUM

U Result is less than the IDL
B Result is between IDL and RL

Form 7 Equivalent

GPL - Maryland Laboratory

Metals Data Reporting Form

Serial Dilution RPD Report **SDG:** 308187

Serial Dilution Sample ID: SE308194-001-001-1/1

Original Sample ID: S 308194-001-001-1/1 **Client ID:** 3F51Q4

Matrix: Soil **Units:** mg/kg **Prep Date:** 8/29/03 **Prep Batch:** 62275

Weight: 1.37 **Volume:** 100 **Percent Moisture:** 30.98

Element	WL/ Mass	OS Conc	Q	Serial Dilution Conc	Q	Percent Diff	OS DF	Ser Dil DF	Instr	OS Anal Date	OS Anal Time	Ser Dil Anal Date	Ser Dil Anal Time
Arsenic	189.042	3.9		4.5	B	15.5	1	5	ICPST	9/05/03	1:02	9/05/03	1:34

Comments: Sample Date: 08/19/03 Sample Time: 12:00 AM

5.05.0

U Result is less than the IDL
B Result is between IDL and RL
E Serial dilution percent difference not within limits

Form 9 Equivalent

GPL - Maryland Laboratory

Metals Data Reporting Form

Instrument Detection Limits **SDG:** 308187

Instrument: ICPST **Units:** ppb

Element	Wavelength	Reporting Limit	IDL	Date of IDL
Arsenic	189.042	20.0	2.7	3/05/03

GPL - Maryland Laboratory

Metals Data Reporting Form

Inter-Element Correction Factors Vacuum 275570 SDG: 308187

Instrument: ICPST **Date of IEC's:** 7/29/2003

Interfering Element	Wavelength /Mass	Correction Factor(s)
Aluminum	308.215	Cd(0.000003), Mn(0.000005), Pb(0.000281) Pb2(-0.000196)
Barium	493.409	Co(-0.000541)
Chromium	267.716	As(-0.005974), Sb(0.006718), Ti(0.001094), V(-0.001295)
Cobalt	228.616	B(0.000259), Fe(0.092876), Tl(0.002844)
Copper	324.753	Zn(0.000762)
Iron	271.441	Al(-0.00056), B(-0.000036), Ba(0.000003), Cd(0.000151), Cr(-0.000023), Mg(0.000227), Mn(-0.000018), Mo(-0.000007), Na(-0.001207), Pb(0.000056), Sb(0.000022), Se(-0.000005), Sn(0.000011), Tl(-0.000135), V(-0.000039), Zn(0.000112) Pb2(-0.000088) Se2(-0.000347)
Magnesium	279.078	Fe(-0.000211)
Manganese	257.61	Ag(0.000047), Cr(0.000114), Mg(-0.003466), Mo(-0.000037), Pb(0.000089), Pb2(0.000077) Se(0.000301), Sn(-0.000046), Tl(-0.0001), V(-0.000034) Se2(0.000234)
Molybdenum	202.03	Al(0.006051), Be(-0.000051), Mn(-0.000344), Pb(-0.000171), Sb(-0.010796), Tl(-0.000447), V(-0.002908) Pb2(-0.000255)
Titanium	334.941	B(0.000282), Co(0.002186), Cr(0.000032), Pb(-0.000645), Sn(0.000458), Tl(-0.000788), V(0.000335)
Vanadium	292.402	Al(0.025885), Be(-0.00054), Fe(0.007412), Tl(0.001774)
Zinc	206.2	Na(0.075037)

GPL - Maryland Laboratory

Metals Data Reporting Form

Linear Dynamic Ranges **SDG:** 308187

Instrument: ICPST **Units:** ppb

Element	Wavelength /Mass	Linear Range	Date of Linear Range
Arsenic	189.04	2000	7/04/03

GPL - Maryland Laboratory

Metals Data Reporting Form

Preparation Log **SDG:** 308187

Preparation Batch: 62275 **Instrument:** ICP **Matrix:** Soil

Sample ID	Prep Date	Weight (g)	Volume (ml)	% Moisture
BKS62275	8/29/03	1.00	100	NA
BLK62275	8/29/03	1.00	100	NA
D 308194-001-001-1/1	8/29/03	1.40	100	30.98
S 308187-001-001-1/1	8/29/03	1.31	100	17.85
S 308187-002-002-1/1	8/29/03	1.30	100	20.57
S 308194-001-001-1/1	8/29/03	1.37	100	30.98
SP308194-001-001-1/1	8/29/03	1.44	100	30.98

GPL - Maryland Laboratory

Metals Data Reporting Form

Instrument Runlog **SDG:** 308187

Instrument: ICPST **Chart Number:** 030904.ARC

Lab Sample Name	Client Sample Name	Date of Analysis	Time of Analysis
STD0		9/04/03	13:19
STD1		9/04/03	13:27
STD2		9/04/03	13:35
STD3		9/04/03	13:42
ZZZZZZ		9/04/03	13:56
IVICV		9/04/03	14:09
BIICB		9/04/03	14:16
CVCCV		9/04/03	14:24
BCCCB		9/04/03	14:32
REPORTING LIMIT		9/04/03	14:40
ZZZZZZ		9/04/03	14:47
ZZZZZZ		9/04/03	14:55
ZZZZZZ		9/04/03	15:06
ZZZZZZ		9/04/03	15:17
ZZZZZZ		9/04/03	15:27
IAICSAI		9/04/03	15:38
IBICSABI		9/04/03	15:45
ZZZZZZ		9/04/03	15:55
CVCCV3		9/04/03	16:05
BCCCB3		9/04/03	16:12
ZZZZZZ		9/04/03	16:23
ZZZZZZ		9/04/03	16:30
ZZZZZZ		9/04/03	16:38
ZZZZZZ		9/04/03	16:46
ZZZZZZ		9/04/03	16:54
ZZZZZZ		9/04/03	17:02
ZZZZZZ		9/04/03	17:10
ZZZZZZ		9/04/03	17:18
ZZZZZZ		9/04/03	17:26
ZZZZZZ		9/04/03	17:34
CVCCV3		9/04/03	17:44
BCCCB3		9/04/03	17:52
ZZZZZZ		9/04/03	18:00
ZZZZZZ		9/04/03	18:07
ZZZZZZ		9/04/03	18:18
ZZZZZZ		9/04/03	18:26
ZZZZZZ		9/04/03	18:33
ZZZZZZ		9/04/03	18:41
ZZZZZZ		9/04/03	18:49

GPL - Maryland Laboratory

Metals Data Reporting Form

Instrument Runlog **SDG:** 308187

Instrument: ICPST **Chart Number:** 030904.ARC

Lab Sample Name	Client Sample Name	Date of Analysis	Time of Analysis
ZZZZZZ		9/04/03	18:57
ZZZZZZ		9/04/03	19:05
ZZZZZZ		9/04/03	19:13
CVCCV3		9/04/03	19:23
BCCCB3		9/04/03	19:31
ZZZZZZ		9/04/03	19:39
ZZZZZZ		9/04/03	19:47
ZZZZZZ		9/04/03	19:55
ZZZZZZ		9/04/03	20:03
ZZZZZZ		9/04/03	20:11
ZZZZZZ		9/04/03	20:18
ZZZZZZ		9/04/03	20:26
ZZZZZZ		9/04/03	20:34
ZZZZZZ		9/04/03	20:42
ZZZZZZ		9/04/03	20:50
CVCCV4		9/04/03	21:00
BCCCB4		9/04/03	21:08
ZZZZZZ		9/04/03	21:16
ZZZZZZ		9/04/03	21:24
ZZZZZZ		9/04/03	21:32
ZZZZZZ		9/04/03	21:42
ZZZZZZ		9/04/03	21:50
ZZZZZZ		9/04/03	21:58
ZZZZZZ		9/04/03	22:06
ZZZZZZ		9/04/03	22:14
ZZZZZZ		9/04/03	22:22
ZZZZZZ		9/04/03	22:30
CVCCV4		9/04/03	22:37
BCCCB4		9/04/03	22:45
ZZZZZZ		9/04/03	22:53
ZZZZZZ		9/04/03	23:01
ZZZZZZ		9/04/03	23:09
ZZZZZZ		9/04/03	23:17
ZZZZZZ		9/04/03	23:25
ZZZZZZ		9/04/03	23:33
ZZZZZZ		9/04/03	23:41
ZZZZZZ		9/04/03	23:49
ZZZZZZ		9/04/03	23:56
ZZZZZZ		9/05/03	0:04

GPL - Maryland Laboratory

Metals Data Reporting Form

Instrument Runlog **SDG:** 308187

Instrument: ICPST **Chart Number:** 030904.ARC

Lab Sample Name	Client Sample Name	Date of Analysis	Time of Analysis
CVCCV4		9/05/03	0:15
BCCCB4		9/05/03	0:22
ZZZZZZ		9/05/03	0:30
ZZZZZZ		9/05/03	0:38
BLK62275	BLK62275	9/05/03	0:46
BKS62275	BKS62275	9/05/03	0:54
S 308194-001-001-1/1	3F51Q4	9/05/03	1:02
D 308194-001-001-1/1	3F51Q4	9/05/03	1:10
SP308194-001-001-1/1	3F51Q4	9/05/03	1:18
ZZZZZZ		9/05/03	1:26
SE308194-001-001-1/1	3F51Q4	9/05/03	1:34
ZZZZZZ		9/05/03	1:42
CVCCV5		9/05/03	1:52
BCCCB5		9/05/03	2:00
ZZZZZZ		9/05/03	2:08
ZZZZZZ		9/05/03	2:16
ZZZZZZ		9/05/03	2:23
ZZZZZZ		9/05/03	2:31
ZZZZZZ		9/05/03	2:39
ZZZZZZ		9/05/03	2:47
ZZZZZZ		9/05/03	2:55
ZZZZZZ		9/05/03	3:03
ZZZZZZ		9/05/03	3:11
ZZZZZZ		9/05/03	3:19
CVCCV5		9/05/03	3:29
BCCCB5		9/05/03	3:37
ZZZZZZ		9/05/03	3:45
ZZZZZZ		9/05/03	3:53
S 308187-001-001-1/1	OU5-CSA-12-5104RP-1	9/05/03	4:01
S 308187-002-002-1/1	OU5-CSA-12-5104RP-2	9/05/03	4:09
ZZZZZZ		9/05/03	4:17
ZZZZZZ		9/05/03	4:25
ZZZZZZ		9/05/03	4:32
ZZZZZZ		9/05/03	4:40
CVCCV5		9/05/03	4:48
BCCCB5		9/05/03	4:56

GPL Laboratories, LLLP | **ICP ANALYSIS LOG** | *Document Control No: GP_M_109*

Instrument ID: Trace (424690)	Inst. Method: Trace 4 Nebulizer:	Analytical Batch No: 030904
Profile:	Intensity:	At Setting:

Workorder	Project/SDG #	Prep. Seq.	Batch #	Matrix s/w/e	Prep. Date	Method	Comments / Dilution
306230	ALTECH	62243	181	S	8.28.03	6010B	2x ON 006,008,012 / 5x ON 009,010
307008	↓	61257	073	↓	7.7.03	↓	
307171	SHAW	61602	147	↓	8.13.03	↓	RERUN 005 (QC)
308151	EA	62224	175	↓	8.26.03	↓	
308152	↓	↓	↓	↓	↓	↓	
308109	MKM	62236	176	E	↓	↓	
308194	ACOE	62275	184	S	8.29.03	↓	
308203	OHIOEPA	↓	↓	↓	↓	↓	
308187	PARSONS	↓	↓	↓	↓	↓	
307011	ALTECH	↓	↓	↓	↓	↓	-17 L Tl

9.5.03

Source Solution Numbers				Post Digestion Spikes
Stds.	Number	Stds.	Number	Spike 9.9 mls of sample with 0.1 mls of 23548
S0	057-148-09	ICV	25716	Samples:
S1	25956	CCV	26004	308151-003-003-1 / 1
S2	25896	ICSA	25760	308194-001-001-1 / 1
S3	25758	ICSAB	25897	
S4	'	CRI	25895	
S5	'	Low Ck	25869	
Ints	25722	LR	25562	

Analyst: [signature] Date: 9.5.03 Reviewed: [signature] Date: 9/5/03

ORIGINAL

USEPA'S ARSENIC SPLIT SAMPLING RESULTS

Results of USEPA Arsenic Split Sampling with the USACE
(results in mg/kg)

Sample Date	USACE Sample ID	EPA Station ID	EPA Lab Sample Number	EPA Result	USACE Result	Validation Flag	Notes
9/17/2001	CTA-1A-4996-WS-1	R31083-01	1092001	5.0	1.47*		See Below
9/17/2001	CTA-1A-4996-WS-2	R31083-02	1092002	2.7	2.52*		See Below
9/17/2001	CTA-1A-4996-WS-3	R31083-03	1092003	2.6	1.9*		See Below
9/17/2001	CTA-1A-4996-WS-4	R31083-04	1092004	3.6	2.36*		See Below
9/17/2001	CTA-1A-5124-(52)-1	R31083-05	1092005	2.9	2.2		
9/17/2001	CTA-1A-5124-(52)-2	R31083-06	1092006	2.9	1.7	J	
9/17/2001	CTA-1A-5124-(52)-3	R31083-07	1092007	2.0	1.4	J	EPA Dup of 1092009
9/17/2001	CTA-1A-5124-(52)-4	R31083-08	1092008	2.0	1.9	J	
9/17/2001	CTA-1A-5124-(52)-5	R31083-09	1092009	1.8	1.2	J	EPA Dup of 1092007
9/17/2001	CTA-1D-4816-RS-1	R31083-10	1092010	1.9	3.5		
9/17/2001	CTA-1D-4816-RS-2	R31083-11	1092011	4.3	2.8		
9/17/2001	CTA-1D-4816-RS-3	R31083-12	1092012	4.2	3.9		
9/17/2001	CTA-1D-4816-RS-4	R31083-13	1092013	6.2	6.1		
9/17/2001	CTA-1A-5124-(52)-SB1	R31083-14	1092014	1.9	0.88	J	
9/17/2001	CTA-1A-5124-(52)-SB2	R31083-15	1092015	2.5	2.4		
9/17/2001	CTA-1A-5124-(52)-SB3	R31083-16	1092016	2.2	1.2	J	
11/6/2001	OU5-CSA-8-4462TinS-(520/220)	R31127-01	1110801	49.4	48.5	J	
11/6/2001	OU5-CSA-8-4462TinS-(520/200)	R31127-02	1110802	21.6	27.8	J	
11/6/2001	OU5-CSA-8-4462TinS-(500/220)	R31127-03	1110803	33.6	24.3	J	EPA Dup of 1110804
11/6/2001	OU5-CSA-8-4462TinS-(500/220)	R31127-04	1110804	30.1	NA		EPA Dup of 1110803
11/6/2001	OU5-CSA-8-4462TinS-(500/240)	R31127-05	1110805	9.8	12.9	J	
11/6/2001	OU5-CSA-8-4462TinS-(480/260)	R31127-06	1110806	27.3	14.9	J	
11/6/2001	OU5-CSA-8-4462TinS-(540/220)	R31127-07	1110807	9.8	10.4	J	
11/6/2001	OU5-CSA-8-4462TinS-(500/260)	R31127-08	1110808	10.8	11.5	UJ	
11/6/2001	OU5-CSA-8-4462TinS-(540/200)	R31127-09	1110809	23.5	31.1	J	
11/6/2001	OU5-CSA-8-4462TinS-(520/320)	R31127-10	1110810	3.5	6.7	J	
11/6/2001	OU5-CSA-8-4462TinS-(520/280)	R31127-11	1110811	24.1	36.5	J	
11/6/2001	OU5-CSA-8-4462TinS-(540/240)	R31127-12	1110812	19.9	17.6	J	
11/6/2001	OU5-CSA-8-4462TinS-(560/240)	R31127-13	1110813	4.4	7.9	J	
11/6/2001	OU5-CSA-8-4462TinS-(540/280)	R31127-14	1110814	49.1	44.4	J	
11/6/2001	OU5-CSA-8-4462TinS-(480/280)	R31127-15	1110815	8.4	11.6	J	
11/6/2001	OU5-CSA-8-4462TinS-(500/300)	R31127-16	1110816	23.8	30.9	J	
11/6/2001	OU5-CSA-8-4462TinS-(560/220)	R31127-17	1110817	19.9	25.3	J	
11/6/2001	OU5-CSA-8-4462TinS-(480/300)	R31127-18	1110818	15.6	8.4	J	
11/6/2001	OU5-CSA-8-4462TinS-(540/260)	R31127-19	1110819	45.6	49.1	J	
11/6/2001	OU5-CSA-8-4462TinS-(520/300)	R31127-20	1110820	23.3	27	J	

* Collected on Sept 17, but not analyzed because this property had been "split" sampled earlier (April 16) with a resident's consultant and analyzed.
The COE decided not to analyze these same quadrant samples when this property was sampled again on Sept 17.
The data shown are the April 16 results for the same quadrants.

DUP = Duplicate sample

Overview Map
Spring Valley

Spring Valley Operable Units 4 & 5
Washington D.C.

- Groupings
- Central Testing Area (CTA) Groupings
- 2 Non-Residential Acreage/Lots (No Color If Not Sampled)
- OU-4 Sampled Residences/Lots (through 9/30/03)
- Sampled Residences/Lots (through 9/30/03)
- Buildings
- Point of Interest (POI) Residences
- Point of Interest
- Roads

300 0 300 600 Feet

PARSONS

1
1A
1B
1C
1D
2
3
4
5
6
7
8
9
10
11
12
13
Yuma Street
Alabama St
Allen Place
Nebraska Avenue
Massachusetts Avenue
Loughboro Road
Dalecarlia Parkway
Mac Arthur Blvd
Nevada Place
Nevada Avenue
Mississippi Avenue
Idaho Avenue
Indian Lane
Lowell Street
Arizona Avenue
Chain Bridge Road
Newark Street
Macomb Street
Wisconsin Avenue
Ellicott Street
Tenley Circle
Tenley Lane
Wyoming Avenue
Fessenden Street
Rodman Street
Rockwood Parkway
Ashley Terrace
Ashley Place
Ashley Circle
Ashley Crescent